

Geo-Network Coding Function Virtualization for Reliable Communication over Satellite

Tan Do-Duy, M. Angeles Vazquez Castro
Dept. of Telecommunications and Systems Engineering
Autonomous University of Barcelona, Spain
Email: {tan.doduy, angeles.vazquez}@uab.es

Abstract—In this paper, we propose a design solution for the implementation of Virtualized Network Coding Functionality (VNCF) over a service coverage area. Network Function Virtualization (NFV) and Network Coding (NC) architectural designs are integrated as a toolbox of NC design domains so that NC can be implemented over different underlying physical networks including satellite or hybrid networks.

The design includes identifying theoretical limits of NC over wireless networks in terms of achievable rate region and optimizing coding rates for nodes that implement VNCF. The overall design target is to achieve a given multicast transmission target reliability at receiver sides. In addition, the optimization problem uses databases with geo-tagged link statistics and geo-location information of network nodes in the deployment area for some computational complexity/energy constraints.

Numerical results provide validation of our design solution on how network conditions and system constraints impact the design and implementation of NC and how VNCF allows reliable communication over wireless networks with reliability and connectivity up to theoretical limits.

I. INTRODUCTION

NC has attracted much attention in recent years as key concepts for 5G networks to provide flexibility and substantial gains in throughput and reliability. The performance of NC depends on the deployment of special nodes on the path, known as the coding points, that perform re-encoding the coded packets from the source in order to allow capacity achievability both for noiseless [1] and noisy networks [2].

As an innovative technique towards the implementation of network functions, NFV is clearly a NC design option as it would make NC available as a flow engineering functionality offered to the network. NFV has been proposed as a promising design paradigm by the telecommunications sector to facilitate the design, deployment, and management of networking services. Essentially, NFV separates software from physical hardware so that a network service can be implemented as a set of virtualized network functions through virtualization techniques and run on commodity standard hardware.

The integration of NC and NFV will enable the applicability of NC in future networks (e.g. upcoming 5G networks) to both distributed (i.e. each network device) and centralized manners (i.e. servers or service providers). The European Telecommunications Standards Institute (ETSI) has proposed some use cases for NFV in [3], including the virtualization of cellular base station, fixed access network, etc. There are already available proposals that combine NC virtualization

and software-defined networking (SDN). For example, in [4], authors investigate the usability of random linear NC as a function in SDN to be deployed with virtual (software) Open-Flow switches. In [5], NC is implemented in a virtual machine which is then embedded into an Open vSwitch. These works indicate the feasibility of integrating NC as a functionality based on SDN and the concentration of network functions in centralized architectures such as data centers or centralized locations proposed by network operators and service providers. In addition, it has been shown in [6] benefits of SDN and virtualization to satellite networks as well as their impacts on a typical satellite system architecture. However, a unified design framework for NC design in view of NFV either centralized or distributed is currently missing.

Our motivation is the generalization of NC design domains so NC can be applied over different operational services including satellite or hybrid networks thus enabling flexible deployment, which is expected to derive significant benefits for communication over satellite. Furthermore, databases with geo-tagged link statistics and geo-location information also provide useful information for the NC optimization functionality. Our contributions can be summarized as follows:

- We propose an architectural design framework for NC and integration of NC and NFV architectural design as a toolbox of NC domains.
- As part of coding design domain, we analyze theoretical limits of NC over wireless networks in terms of achievable rate region for some target residual erasure rates.
- Validation of the proposed VNCF design for a complete use case to increase reliability and connectivity for communication service over satellite network. Specifically, we clearly identify general procedure for the instantiation, monitoring, and termination of VNCF. Also, the design optimizes coding rates according to geo-tagged link statistics and complexity/energy constraints.

The rest of this paper is organized as follows. In Section II, we propose the architectural design of NC. Section III presents coding design domain including NC model and analysis of per-receiver achievable rate region. In Section IV, we validate our proposed architectural design in a complete design. Several numerical results are conducted in Section V to validate the performance for the case of using our NC design. Finally, Section VI identifies conclusions and further work.

II. NC ARCHITECTURAL DESIGN DOMAINS

The combination of NFV and NC brings forth a potential solution for the management and operation of the future networks. NC design involves different domains [7]:

- **NC coding domain** - domain for the design of network codebooks, encoding/decoding algorithms, performance benchmarks, appropriate mathematical-to-logic maps, etc.
- **NC functional domain** - domain for the design of the functional properties of NC to match design requirements built upon abstractions of
 - **Network:** by choosing a reference layer in the standardized protocol stacks and logical nodes for NC and re-encoding operations.
 - **System:** by abstracting the underlying physical or functional system at the selected layer e.g. SDN and/or function virtualization.
- **NC protocol domain** - domain for the design of physical signaling/transporting of the information flow across the virtualized physical networks in one way or interactive protocols.

In next section, we introduce systematic NC (SNC) as part of coding design domain and then analyze per-receiver achievable rate region.

III. CODING DESIGN DOMAIN

A. Network Coding model

We consider a multi-hop line network. Let δ_i be erasure rate of each link i and $\bar{\delta}$ be the vector of per-link erasure rates e.g. $\bar{\delta} = (\delta_1, \delta_2)$ for 2 hops. If all links are equal, we use δ . Assume that a source sends k data packets followed by $n - k$ random linear combinations with coefficient matrix generated using coefficients from the same Galois field of size $g = 2^q$. Then, coding rate is given by $r = k/n$ for some target residual erasure rate at the receivers, η_0 . We also assume that packet length is L bits, resulting in $s = L/q$ symbols per packet.

Shrader et al. [8] indicate that if SNC is used at cut-node(s), then network throughput will not reduced relative to random linear NC. Moreover, SNC has the benefits of lower computational complexity needed to construct random linear combinations and decode the received packets at the destinations. Therefore, SNC should be a candidate for NC codebook. We denote $\eta_i(r, \delta_i)$ as the residual packet erasure rate (RPER) after decoding at each single hop i . Analytical expressions of RPER with SNC are derived in [9].

In view of multi-hop line networks, we define the reliability after decoding at hop h^{th} as

$$\rho_R^{NC}(r, \bar{\delta}, h) = \prod_{i=1}^h (1 - \eta_i(r, \delta_i)). \quad (1)$$

The achievable rate of a receiver located at hop m is defined as $R^m = r(1 - \eta^m)$ with $\eta^m = 1 - \prod_{i=1}^m (1 - \eta_i(r, \delta_i))$ is RPER at hop m .

Accordingly, we also define the reliability at hop h^{th} for the uncoded case as

$$\rho_R^{noNC}(\bar{\delta}, h) = \prod_{i=1}^h (1 - \delta_i). \quad (2)$$

If compared with using spatial diversity in which n parallel nodes without re-encoding in between the source and the end node carrying the same coded packets, using one line network with re-encoding at intermediate node can provide a decoding probability reaching the performance of the diversity case but with lower network resource and complexity of management.

B. Per-receiver Achievable Rate Region

Theorem 1. For multi-hop line networks with V vertices and an arbitrary receiver m ($m \in [2, |V|]$), the achievable rate region per receiver with SNC is the set of points is located within the polytope in $R^{|V|}$ for different target RPER, η_0 , and determined by the following inequalities:

$$R^m \leq \min_{i: i \in [1, m-1]} (1 - \delta_i), \quad (3)$$

$$\eta^m \leq \eta_0, \quad (4)$$

$$R^m \leq R^{m-1}. \quad (5)$$

Proof: See Appendix 1. ■

Corollary 1. At an arbitrary point at the capacity, i.e. $\eta_0 = 0$ is required, $R^m = R^{m-1} = r$ ($\forall m \in [2, |V|]$). While at an arbitrary point in the achievable rate region and the target $\eta_0 \neq 0$, $R^m < R^{m-1}$ ($\forall m \in [2, |V|]$).

Conclusive results inferred from Theorem 1 are as follows:

- We only need to optimize coding rate for the sink/final destination which is located at the end of the line. If the target requirement of the sink is satisfied, the target requirement of the intermediate nodes is also satisfied.
- The larger the target η_0 , the better the decoding performance that the intermediate nodes obtain if compared with that of the sink.

IV. CASE STUDY: GEO-NETWORK CODING FUNCTION VIRTUALIZATION

We propose a complete Virtualized Geo-NC Function (VGNCF) design for reliable communication services over satellite, called *geo-controlled network reliability*. In the illustrative design proposed here, the optimization functionality will use databases with geo-tagged link statistics and geo-location information of nodes in the deployment area. The overall design target here is to achieve a given connectivity and/or target reliability throughout the service coverage area for some complexity constraints.

A. Physical system/network abstraction

The interest of NFV is that the same virtualized network function (VNF) can be applied over different operational frameworks and services as well as over different underlying physical networks, including satellite or hybrid networks thus enabling rapid innovative deployment. In Fig. 1, we abstract the underlying network to identify NC functionalities. All nodes in the deployment area are geo-localized based on GNSS network. Our proposed use case applies to multiple scenarios consisting of terminals (randomly) distributed in the

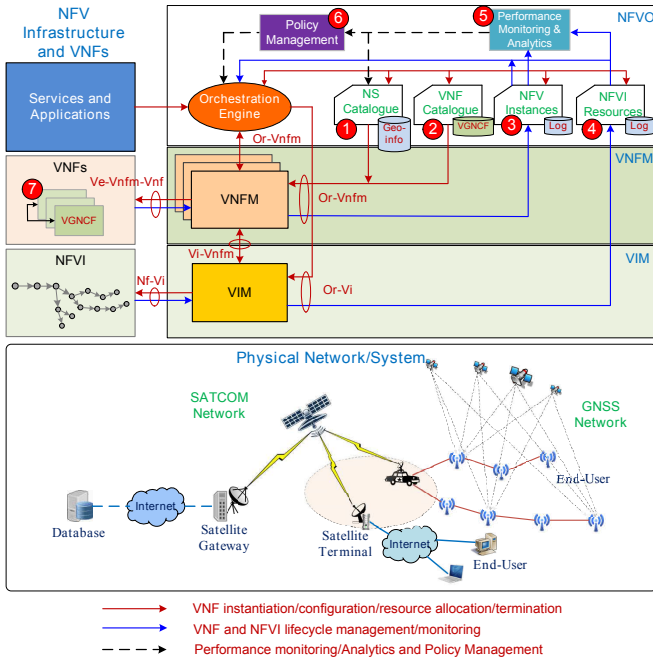


Fig. 1: Integration of VGNCf and ETSI NFV architecture [10] and exchanges between VGNCf and NFV-MANO blocks via reference points.

service area both within and beyond cell coverage of satellites. Connectivity to/from the source is realized via satellites and/or transport networks (e.g. internet, cellular networks), depending on availability but in all cases they are abstracted for our design as sender/sink (end-user) nodes, respectively, through a virtualization layer.

B. Virtualized Geo-NC function architecture

Fig. 1 shows how VGNCf can be integrated with the ETSI NFV architecture given the abstracted underlying physical system/network. The design also indicates exchanges between VGNCf and NFV-Management and Orchestration (NFV-MANO) over reference points. Specifically, NFV-MANO includes three functional blocks: NFV Orchestrator (NFVO), VNF Manager (VNFM), and Virtualized Infrastructure Manager (VIM). NFVO block has two main responsibilities: (1) orchestration of NFV Infrastructure (NFVI) resources across multiple VIMs and (2) life-cycle management of all network services. While VNFM manages the life-cycle of VNF instances, VIM is responsible for managing and controlling NFVI resources including physical, virtual, and software resources. More details of the NFV-MANO architecture, reference points and repositories can be found in [11].

As denoted in Fig. 1, the management and orchestration of VGNCf is highlighted by the following points:

- 1) NS catalogue holds information of all usable NSs in terms of VNFs and description of their connectivity through virtual links. Geo-information e.g. geo-tagged link statistics and geo-location information is also stored in NS catalogue.

- 2) VNF catalogue holds information of all usable VNFs in terms of VNF Descriptors.
- 3) NFV instances repository keeps record from VGNCf during its execution of management operations and life-cycle management operations.
- 4) NFVI resources hold information about NFVI resources utilized for VNF/NS operations.
- 5) Performance monitoring and analytics block takes care of collecting and analyzing non-real-time/real-time data e.g. loss rate resulting from operation of VGNCf.
- 6) Policy management receives information from performance monitoring and analytics block to decide whether coding policy should be changed or not.
- 7) Interaction between VNFs should be considered. For instance, a virtualized routing function implemented provides route information to VGNCf.

The detailed functional domain of our proposed VGNCf is shown in Fig. 2. At the coding functionality blocks, interactions with other nodes bring into agreement on coding schemes, coefficients selection, etc. NC coding operation block receives all inputs such as coding scheme, coefficients, coding parameters, packets from storage block, and signaling to perform elementary encoding/re-encoding/decoding operations, etc. At the information flow engineering functionality blocks, geographical location-based information and level of reliability provided by *geo-controlled reliability* block will be given to the NC optimization and resource allocation block so that optimal coding parameters are generated to the NC coding operation block. In addition, packet loss feedback from other network nodes is also an important factor in the resource allocation process. At the last stage, the physical virtualization functions blocks, which connect directly to physical storage and feedback from other network nodes to provide information packets and packet loss rate to the upper stage, respectively.

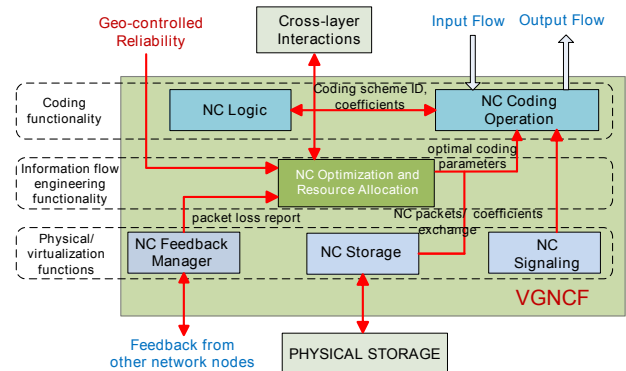


Fig. 2: Functional domain design of VGNCf following our proposed NC architectural design framework.

C. Procedure for the instantiation/monitoring/termination of VGNCf

In Fig. 3, we denote a general procedure of the instantiation, performance monitoring, and termination phases correspond-

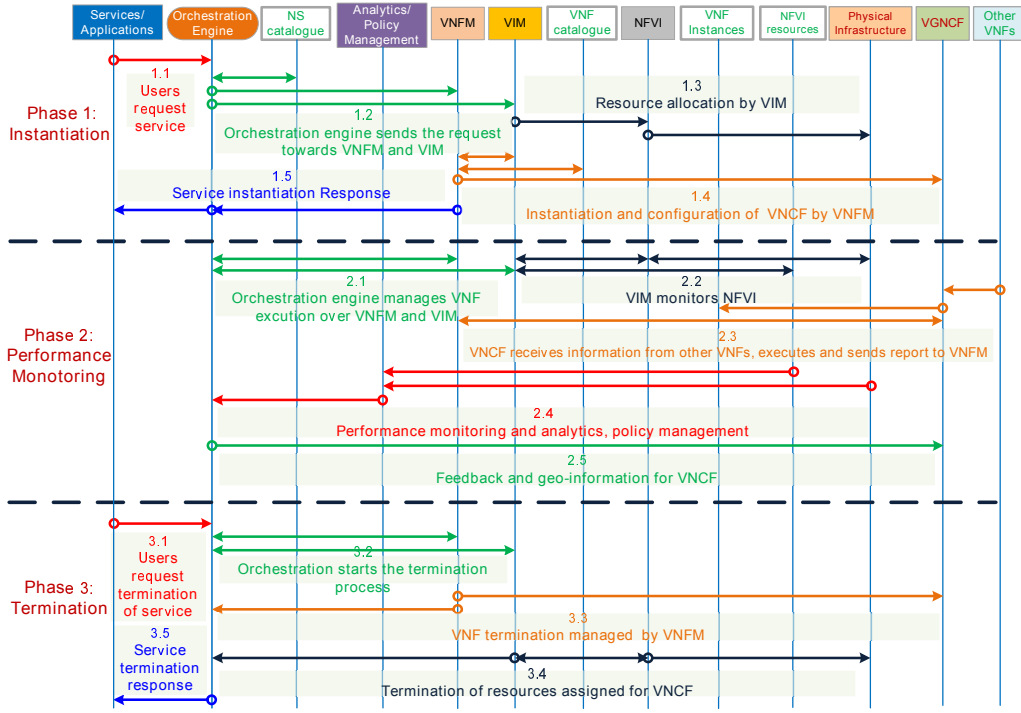


Fig. 3: Procedure for the instantiation, execution and monitoring, and termination of VGNCf.

ing life-cycle management of VGNCf execution. The details are as follows:

- *Phase 1.1:* customers/users request the reliability functionality for a communication service over satellite.
- *Phase 1.2:* based on the descriptor received from the NS catalogue, the Orchestration Engine (OE) delivers a message towards the VNFM and VIM to request for the instantiation of VGNCf and resource allocation.
- *Phase 1.3:* VIM takes charge of managing and allocating resource required for the instantiation and execution of VGNCf via NFVI. The underlying physical infrastructure would be allocated respectively.
- *Phase 1.4:* VNFM interacts with VNF catalogue for the description of VGNCf in terms of its deployment and operational behavior and delivers necessary configuration for the instantiation of VGNCf at coding points.
- *Phase 1.5:* the instantiation phase has been done by acknowledgment from VNFM to OE and the user in order to confirm the successful deployment of VGNCf.
- *Phase 2.1:* during execution of VNF/NS life-cycle management operation, the OE keeps interacting with VNFM and VIM for real-time management and monitoring.
- *Phase 2.2:* VIM takes care of NFVI and network resources while current information of NFVI resources utilized for VNF/NS operations is stored in NFVI resources catalogue for future use and ready for using by the OE.
- *Phase 2.3:* VGNCf receives routing information from another VNF, e.g. virtualized routing function, and configuration from VNFM for executing coding functionality.
- *Phase 2.4:* the performance monitoring/analytics and

policy management blocks gather information from real-time/non real-time operation of VGNCf recorded in NFV instances and NFVI resources for analytical framework. The output is then sent to the OE in order to update configuration and coding policy.

- *Phase 2.5:* VGNCf requires updating feedback and geo-information for optimization functionality.
- *Phase 3.1:* assume that users would like to deactivate NC functionality. Then, a request is sent to the OE.
- *Phase 3.2:* OE delivers the termination message for the VNFM and VIM.
- *Phase 3.3:* VNFM deactivates all functionalities of VGNCf.
- *Phase 3.4:* corresponding resources provided for VGNCf will be deallocated and released back to the VIM.
- *Phase 3.5:* after receiving the termination response from both VNFM and VIM, the OE acknowledges completion of the termination phase to central controller/users.

D. Optimization functionality

1) *Computational Complexity:* Let β_0^S , $\beta_0^{R_j}$, and β_0^D denote limitations on computational complexity of each node implementing VGNCf for the source, the intermediate nodes, and the final destination, respectively. Let $\beta_S(r)$, $\beta_{R_j}(r)$, and $\beta_D(r)$ denote computational complexity required for coding operation at the source, re-encoding points R_j , and the destination, respectively. For more precise evaluation, we consider the computational complexity in terms of total number of logic gates required for implementing multiplication and addition operations over $GF(2^q)$ which can be approximated by q -bit

arithmetic operations as $2q^2+2q$ and q logic gates, respectively [12].

Proposition 1. *The number of multiplications and additions required for encoding process is $N_{enc}^M = (n-k)ks$ and $N_{enc}^A = (n-k)(k-1)s$, respectively. Therefore, computational complexity for encoding in terms of logic gates is $\beta^{enc}(r) = N_{enc}^M(2q^2 + 2q) + N_{enc}^A q$. Whereas computational complexity of finite-length decoding complexity of Gaussian Elimination algorithm is denoted by $\beta^{dec}(r) = N_{dec}^M(2q^2 + 2q) + N_{dec}^A q$ with N_{dec}^M and N_{dec}^A are given in [13].*

Each re-encoding point j , as a receiver on the path, will decode and re-encode the linear combinations before forwarding the coded packets towards next hops. Without decoding the re-encoder does not know which packets are innovative, while with decoding the relay may do a more intelligent re-encoding operation. Therefore, the complexity required for the relay is the total of complexity for decoding and re-encoding, i.e. $\beta_{R_j}(r) = \beta^{dec}(r) + \beta^{enc}(r)$, whereas $\beta_S(r) = \beta^{enc}(r)$ and $\beta_D(r) = \beta^{dec}(r)$. Assume that coding rate is same for all nodes.

2) *Utility Function:* We are interested in the design of when NC should be activated in terms of (1) computational complexity and (2) target reliability after decoding (ρ_0). In order to do so, we define the following utility function:

$$u^{act}(r, \bar{\delta}, \rho_0) = \frac{f^{NC}(r, \bar{\delta}, \rho_0)}{f^{COST}(r)}, \quad (6)$$

where $f^{NC}(r, \bar{\delta}, \rho_0)$ accounts for the goodness of the coding scheme in achieving target performance ρ_0 . Whereas $f^{COST}(r)$ accounts for the cost in terms of computational complexity. The utility function denotes the efficiency in terms of the ratio between the goodness and the computational complexity. We define the goodness and the cost function, respectively as follows

$$f^{NC}(r, \bar{\delta}, \rho_0) = \rho_R^{NC}(r, \bar{\delta}) - \rho_0, \quad (7)$$

$$f^{COST}(r) = \beta_S(r). \quad (8)$$

3) *Optimized operative range of performance:* Underlying geo-tagged channel statistics are assumed to be stored in NS catalogue (see Fig. 1). The upper bound for energy-efficient coding rate is given by the following proposition.

Proposition 2. *The source identifies at which rate it maximizes its own utility under constraints of computational complexity by the following strategy:*

$$\begin{aligned} & \underset{r}{\operatorname{argmax}} && u^{act}(r, \bar{\delta}, \rho_0) \\ & \text{subject to} && \beta_S(r) \leq \beta_0^S, \\ & && \beta_D(r) \leq \beta_0^D, \\ & && \beta_{R_j}(r) \leq \beta_0^{R_j}. \end{aligned} \quad (9)$$

Numerical results reveal that the utility function has the property of quasi-concavity. Moreover, $\beta_D(r)$ and $\beta_{R_j}(r)$ are increasing functions with redundant coded packets. Therefore, Problem (9) is equivalently quasi-convex optimization and can be efficiently solved by bisection methods. The utility may hold a minus value which represents the penalty due to the dissatisfaction of the design target. Assume computational complexity limitation is large enough, the optimal utility is not necessarily at coding rates that make $\rho_R^{NC}(\cdot) = 1$.

It is necessary to identify optimized operative ranges of performance so that the destination is aware and admits some variations in the quality. At the source or a centralized controller, the cognitive algorithm to identify optimized operative ranges is briefly realized as follows:

- (1) identify maximal utility $u_{max}^{act}(r, \bar{\delta}, \rho_0)$ and respective r , $\rho_R^{NC}(r, \bar{\delta})$ given $(\bar{\delta}, \rho_0)$,
- (2) determine r and $\rho_R^{NC}(r, \bar{\delta})$ that satisfies $u_{min}^{act}(\cdot) \leq u^{act}(\cdot) \leq u_{max}^{act}(\cdot)$, with $u_{min}^{act}(\cdot)$ is the lower bound, and
- (3) activate NC functionality if the range of performance is acceptable by users.

Note that we can assume the lower bound is just the smallest value of utility that the target ρ_0 is still satisfied. For the sack of comparison, we also assume that even though the target cannot be met for any coding rate due to dramatic erasure process and/or low complexity constraint, the source would show its effort to improve network reliability as much as possible regardless its utility may still be minus.

V. NUMERICAL RESULTS

A. Per-link achievable rate region

In this section, we indicate that by adding redundancy not only at the source but also at intermediate nodes, per-link achievable rate region goes beyond that of the case that NC is applied only at the source. We consider a single-source multicast network, e.g. satellite network [7]. We denote the first case as *NC-case* where VGNCf is applied at both the source and the intermediate node. While the second one is with NC at the source only and known in the NC literature as *end-to-end coding* to which NC can be compared with since the erasure seen by the encoder is the total erasure in the network. It is noted that we use interchangeably the target reliability ρ_0 and η_0 , with $\eta_0 = 1 - \rho_0$. Let denote $R^{NC} = r(1 - \eta^{NC})$ and $R^{e2e} = r(1 - \eta^{e2e})$ as the achievable rate for NC case and end-to-end coding, respectively, where η^{NC} is RPER for a two-hop network and η^{e2e} corresponds RPER for a single-hop network but with erasure rate is total erasure of two hops.

In Fig. 4, we show per-link achievable rate region of the two schemes w.r.t. per-link erasure rates for different target η_0 with $r \in [0.5, 1]$. For each (δ_1, δ_2) , we choose a coding rate as large as possible so that η^{e2e} and η^{NC} satisfy η_0 , respectively with end-to-end coding and NC-case. We term achievable region as the region where η_0 is satisfied. Otherwise, the region in blue represents the cases in which there is not any coding rate in the given range that meets η_0 . As denoted in Fig. 4a, it is interesting to note that each region is shaped by curves. On the other hand, Fig. 4b denotes R^{NC} w.r.t. link erasure rates with

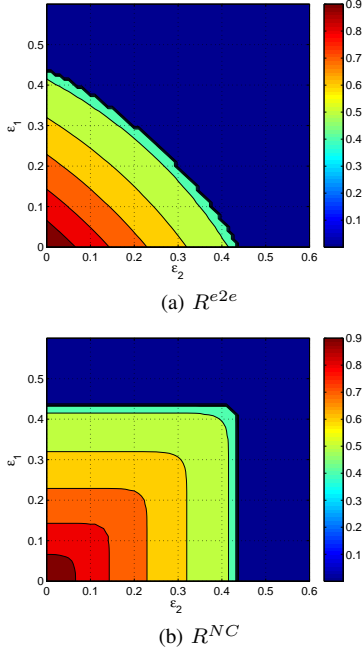


Fig. 4: Per-link achievable rate region w.r.t. link erasure rate for $\eta_0 = 5\%$, $r \in [0.5, 1]$.

$\eta_0 = 5\%$ where achievable regions are shaped by squares. In general, we can conclude that (1) the shapes of R^{e2e} and R^{NC} are curves and squares, respectively, regardless the constraints of r and η_0 , (2) achievable rate region obtained with NC-case is almost twice wider than that of end-to-end coding for the same limitation of coding rate and η_0 , and (3) the shapes of R^{NC} and R^{e2e} are symmetric over the diagonal. R^{NC} and R^{e2e} are independent of the order of the two links. The proof is not shown here due to lack of space.

Our numerical results indicate that re-encoding at the intermediate nodes can significantly enhance network throughput. For the latter, in the specific application of geo-controlled network reliability, we thus assume that NC is deployed both at the source and intermediate nodes along the path whenever an intermediate node is ready to implement NC function.

B. Geo-controlled network reliability

We evaluate reliability gain and connectivity gain for the case of using our design of VGNCf with respect to path length for communication services beyond the coverage area of satellite in low and high complexity constraints. Databases with geo-tagged link statistics and geo-location information are utilized for the optimization functionality towards the energy-efficient use of network resources.

For illustrative purposes, we assume that a great number of network devices are uniformly distributed in a deployment area. Complexity constraints are the same for all nodes, i.e. $\beta_0^S = \beta_0^{R_j} = \beta_0^D = \beta_0$. All links undergo the same erasure rate for different cases of $\delta = 0.1$ and 0.15 , $k = 50$ information packets, $L = 100$ bytes, $q = 8$, $\rho_0 = 80\%$ for two different computational complexity constraints, $\beta_0^{low} = 8 \times 10^6$ and

$\beta_0^{high} = 10 \times 10^6$ logic gates. Coding rate is optimized according to Section IV-D3. We conduct various numerical results to evaluate how network performance will be improved with VGNCf according to system limitations and different network conditions such as erasure rate, path length, etc.

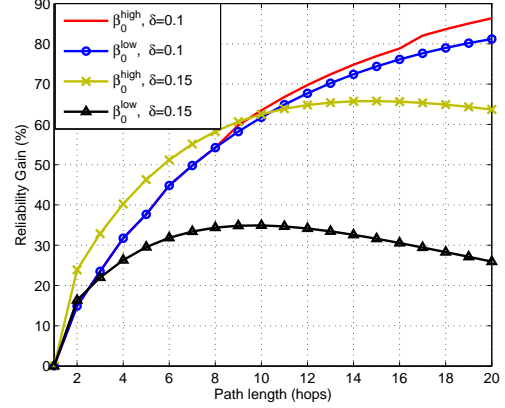


Fig. 5: Network reliability gain with NC, $\rho_R^{NC} - \rho_R^{noNC}$, according to optimized utility for different path length and erasure rates, with $\rho_0 = 80\%$.

1) *Network reliability gain* : In Fig. 5, we show network reliability gain with NC, i.e. $\rho_R^{NC} - \rho_R^{noNC}$, according to optimized utility at the source for different path length and erasure rates in high and low complexity constraints, respectively. A glance at the figure reveals that network reliability with NC outperforms that of the case of transmission without NC. Note that we only denote the path length up to 20 hops in which the performance of no-NC case is extremely low and thus 20 hops are large enough for our comparison. In particular, in case of β_0^{high} and $\delta = 0.1$, reliability gain significantly increases with path length. This is because of that β_0^{high} can guarantee the target $\rho_0 = 80\%$ for a path length of more than 20 hops (even some hundred hops) in low erasure rate. In contrast, performance without NC degrades dramatically with the number of hops. For longer path, the proposed VGNCf just needs to increase the redundant level of combined packets in order to cope with the erasure process. Otherwise, consider β_0^{high} and $\delta = 0.15$, the target is only satisfied up to approximately 10 hops due to the fact that the longer the transmission path, the lower the connectivity due to physical limits. The limitations of redundant combined packets then cannot provide the reliability as required. Even though maximum redundancy is chosen, the utility function is not possible to reach maximum point.

2) *Connectivity gain* : Assuming some reliability design target ρ_0 , in the uncoded case, many nodes would not achieve the target ρ_0 while NC case could. For simplicity, the connectivity gain for a target ρ_0 is defined as $\gamma(\rho_0) = h^{NC}(\rho_0)/h^{noNC}(\rho_0)$ where $h^{NC}(\rho_0)$ and $h^{noNC}(\rho_0)$ denote the hop at which NC and the uncoded case can provide connectivity with the reliability satisfying ρ_0 , respectively.

$\gamma(\rho_0)$	$\beta_0^{very-low}$	β_0^{low}	β_0^{high}
$\delta = 0.1$	9	32	335
$\delta = 0.15$	2	4	11

(a) $\rho_0 = 80\%$

$\gamma(\rho_0)$	$\beta_0^{very-low}$	β_0^{low}	β_0^{high}
$\delta = 0.1$	13	47	495
$\delta = 0.15$	1	3	8

(b) $\rho_0 = 85\%$

TABLE I: Connectivity gain (in times) since using VGNCf for different erasure rates and complexity constraints, with (a) $\rho_0 = 80\%$ and (b) $\rho_0 = 85\%$.

In Table I, we depict connectivity gain when using VGNCf for different ρ_0 with $\beta_0^{very-low} = 5 \times 10^6$, $\beta_0^{low} = 8 \times 10^6$, and $\beta_0^{high} = 10 \times 10^6$ logic gates. The larger the computational constraint, the higher the connectivity gain beyond the cell coverage of the satellite. Particularly, since $\delta = 0.1$, NC can obtain up to 335 times and 495 times gain in connectivity if compared to the uncoded case with high constraint for 80% and 85% target reliability, respectively. Otherwise, in low constraint, connectivity gain obtained with NC is 32 times and 47 times for 80% and 85% target reliability, respectively. The reason is that the performance of the uncoded case is significantly impacted by link erasure rate and length of transmission path. NC case, meanwhile, can adapt its coding rate within the constraints to obtain the target while optimizing source's utility. However, implementing VGNCf is then strongly affected by computational complexity which can be equivalently mapped into the price to pay in terms of energy consumption.

VI. CONCLUSIONS

In this paper, we have proposed the integration of NC and NFV architectural design as a toolbox so that NC can be designed as a VNF thus providing flow engineering functionalities to the network. We have conducted a complete design to illustrate the use and relevance of our proposed VGNCf design for reliable communication over satellite, where geographical information is the key enabler to support VGNCf. Specifically, we show how our proposed VGNCf should interact with NFV-MANO blocks through a general procedure for the instantiation, performance monitoring, and termination of VGNCf. Especially, optimization functionality ensures an optimized operation of VGNCf. Several numerical results show the improvement of overall throughput (achievable rate), reliability gain, and connectivity gain with NC if compared with the uncoded case. Our proposed framework can naturally be tailored for different designs and accommodate additional functionalities leading to implementation and deployment of VGNCf design for next generation networks.

ACKNOWLEDGMENT

This research was financially supported by H2020 GEOVISION - GNSS driven EO and Verifiable Image and Sensor

Integration for mission-critical Operational Networks (project reference 641451).

APPENDIX 1: PROOF OF THEOREM 1

Proof: (3) follows the min-cut of the network, (4) shows the constraints in terms of the target RPER at each receiver, and (5) follows the below argument.

We have $1 - \eta^m = \prod_{i=1}^{m-1} (1 - \eta_i)$. Because $1 - \eta_{m-1} \leq 1$, by multiplying $\prod_{i=1}^{m-2} (1 - \eta_i)$ for both sides, then $1 - \eta^m = \prod_{i=1}^{m-1} (1 - \eta_i) \leq \prod_{i=1}^{m-2} (1 - \eta_i), \forall r, \delta_i$. Hence,

$$R^m = r(1 - \eta^m) \leq R^{m-1}, \forall r, m \in [2, |V|]. \quad (10)$$

At an arbitrary point in the capacity, i.e. $\eta_0 = 0$, $\eta^{|V|} = 0$ iff $\eta_1 = \eta_2 = \dots = \eta_{|V|-1} = 0$. Therefore, $R^{sink} = R^m = r$. Then, for $r \in [r_o, 1]$ ($r_o \in [0, 1]$), $r_o \leq R^{sink} \leq 1$ and $r_o \leq R^m \leq 1$.

At an arbitrary point in the achievable rate region, and the target $\eta_0 \neq 0$, $R^m < R^{m-1}, \forall r, m \in [2, |V|]$. ■

REFERENCES

- [1] R. Ahlswede, N. Cai, S. Y. R. Li, and R. W. Yeung, "Network information flow," *IEEE Transactions on Information Theory*, vol. 46, no. 4, pp. 1204–1216, 2000.
- [2] A. F. Dana, R. Gowaikar, R. Palanki, B. Hassibi, and M. Effros, "Capacity of wireless erasure networks," *IEEE Transactions on Information Theory*, vol. 52, no. 3, pp. 789–804, Mar. 2006.
- [3] The European Telecommunications Standards Institute, "Network functions virtualisation (NFV); use cases," in *GS NFV 001 (V1.1.1)*, Oct. 2013.
- [4] D. Szabo, F. Nemeth, B. Sonkoly, A. Gulyas, and F. H. Fitzek, "Towards the 5G revolution: A software defined network architecture exploiting network coding as a service," *SIGCOMM Comput. Commun. Rev.*, vol. 45, no. 4, pp. 105–106, 2015.
- [5] J. Hansen, D. Lucani, J. Krigslund, M. Medard, and F. Fitzek, "Network coded software defined networking: enabling 5G transmission and storage networks," *Communications Magazine, IEEE*, vol. 53, no. 9, pp. 100–107, 2015.
- [6] L. Bertaux, S. Medjah, P. Berthou, S. Abdellatif, A. Hakiri, P. Gelard, F. Planchou, and M. Bruyere, "Software defined networking and virtualization for broadband satellite networks," *IEEE Communications Magazine*, vol. 53, no. 3, pp. 54–60, 2015.
- [7] M. A. Vazquez-Castro and P. Saxena, "Network coding over satellite: From theory to design and performance," in *Volume 154 of the series Lecture Notes of the Institute for Computer Sciences, Social Informatics and Telecommunications Engineering*, Sept. 2015, pp. 315–327.
- [8] B. Shrader and N. Jones, "Systematic wireless network coding," in *Military Communications Conference, 2009. MILCOM 2009. IEEE*, 2009, pp. 1–7.
- [9] P. Saxena and M. A. Vazquez-Castro, "Practical design of network coded multicast over satellite," *International Journal on Advances in Networks and Services*, vol. 12, no. 9, 2016.
- [10] The European Telecommunications Standards Institute, "Network functions virtualisation (NFV); architectural framework," in *GS NFV 002 (V1.1.1)*, Oct. 2013.
- [11] —, "Network functions virtualisation (nfv); management and orchestration," in *ETSI GS NFV-MAN 001 V1.1.1*, Dec. 2014.
- [12] G. Angelopoulos, M. Médard, and A. P. Chandrakasan, *Energy-Aware Hardware Implementation of Network Coding*. Springer Berlin Heidelberg, 2011, pp. 137–144.
- [13] G. Garramone, "On decoding complexity of reed-solomon codes on the packet erasure channel," *IEEE Communications Letters*, vol. 17, no. 4, pp. 773–776, 2013.