

Submitted to Bernoulli
arXiv: [arXiv:0000.0000](#)

The evolution of the global Markov property for multivariate regression chain graphs: differences and conflicts

MOHAMMAD ALI JAVIDIAN^{1,*} and MARCO VALTORTA^{1,**}

¹*Department of Computer Science & Engineering, University of South Carolina, Columbia, SC, 29201, USA. E-mail: [*javidian@email.sc.edu](mailto:javidian@email.sc.edu); [**mgv@cse.sc.edu](mailto:mgv@cse.sc.edu)*

Depending on the interpretation of the type of edges, a chain graph can represent different relations between variables and thereby independence models. Three interpretations, known by the acronyms LWF, MVR, and AMP, are prevalent. Multivariate regression (MVR) chain graphs were introduced by Cox and Wermuth in 1993. We review Markov properties for MVR chain graphs chronologically, and for the first time we show that two different and incompatible interpretations have been proposed in the literature. Differences and inconsistencies between them will be discussed by several examples. The older (original) interpretation has no factorization associated to it in the published literature. We derive such a factorization. For the newer (alternative) interpretation we provide an explicit global Markov property, which implies the other Markov properties published in the literature for this interpretation. We provide a summary table comparing different features of LWF, AMP, and the two kinds of MVR chain graph interpretations, which we call MVR and Alternative MVR (AMVR) respectively.

Keywords: multivariate regression chain graph, Markov property, graphical Markov models, factorization of probability distributions, conditional independence, marginalization of causal latent variable models.

1. Introduction and motivation

A probabilistic graphical model is a probabilistic model for which a graph represents the conditional dependence structure between random variables. There are several classes of graphical models; Bayesian networks (BN), Markov networks, chain graphs, and ancestral graphs are commonly used [7, 21]. Chain graphs, which admit both directed and undirected edges, are a type of graphical model in which there are no partially directed cycles. Chain graphs were introduced by Lauritzen, Wermuth and Frydenberg [5, 10] as a generalization of graphical models based on undirected graphs and directed acyclic graphs (DAGs). Later on Andersson, Madigan and Perlman introduced an alternative Markov property for chain graphs [1]. Multivariate regression chain graphs were introduced by Cox and Wermuth in 1993 [2]. In this paper we focus on the class of multivariate regression (MVR) chain graphs and we discuss their definition and their Markov property.

Two different types of independence models have been proposed and studied for MVR chain graphs in the literature. The first MVR Markov property was introduced through

two examples in [2] and briefly discussed in [14, 24]. From this point of view, in a MVR chain graph any bidirected (dashed) edge $X \leftrightarrow Y$ can be replaced by $X \leftarrow H \rightarrow Y$ to obtain a BN representing the same independence model over the original variables, by marginalizing away each new (hidden) variable H . Therefore, a missing directed edge in a MVR chain graph has the same meaning in the corresponding BN. The second MVR Markov property was introduced for the special case of MVR chain graphs in [27] and studied e.g. in [4, 12, 13]. Based on this Markov property, which is stated precisely in section 4, a missing edge denotes a conditional independence of the response on a variable given potential explanatory variables.

The differences and inconsistencies between the two different proposed Markov properties for MVR chain graphs have not been mentioned, let alone carefully studied, in the literature, and this omission led to confusion. For example, Lauritzen and Sadeghi in [9] claims that MVR chain graphs have the multivariate regression Markov property introduced by [2] and studied by [13], but those references describe two different Markov properties. Also, Richardson in [20] states that the factorization associated with a bi-directed chain graph can be found in [4], but it is shown in section 5 that the proposed factorization for acyclic directed mixed graphs in [20] leads to a factorization for MVR chain graphs which is different from the factorization in [4].

In this paper, we review Markov properties for multivariate regression chain graphs in chronological order, (more precisely: in order of publication) in section 2, 3, and 4. Moreover, we distinguish between two proposed interpretations for MVR chain graphs, and we discuss differences and inconsistencies between them in detail. We propose a global Markov property for the second (alternative) interpretation of MVR chain graphs, which implies other Markov properties in the literature. In section 5 we derive an explicit factorization criterion for MVR chain graphs based on the proposed factorization criterion for acyclic directed mixed graphs in [20], which corresponds to the interpretation of MVR chain graphs in [2, 3, 14, 24]. Many properties of the common interpretations of chain graphs are summarized in a table at the end of the paper.

2. Cox and Wermuth

2.1. Linear Dependencies Represented by Chain Graphs (1993)

In 1993 [2], Cox and Wermuth introduced *multivariate regression (MVR) chain graphs* as a combination of a (sequence of) *multivariate regression graph(s)* and *covariance graph(s)*, where a multivariate regression graph is a two-box graph in which all edges are dashed. Edges in both boxes are dashed lines, and between boxes are dashed arrows, as in Figure 1. Note that if the right-hand box has two lines around it, the distribution of its components have been considered fixed, and a covariance graph is a single box graph in which all edges are undirected dashed lines, as in Figure 2. The 1993 paper does not provide global Markov properties for the newly introduced MVR chain graphs. The following two examples are given. Later work by other authors (e.g., [14, 21, 24]), led to the global

Markov property for MVR chain graphs as defined in 1993 [2] that we present in section 3; see especially Theorem 3.1.

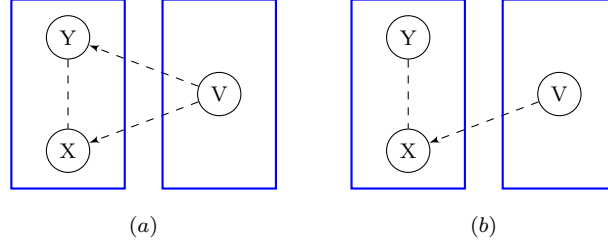


Figure 1. Two MVR graphs

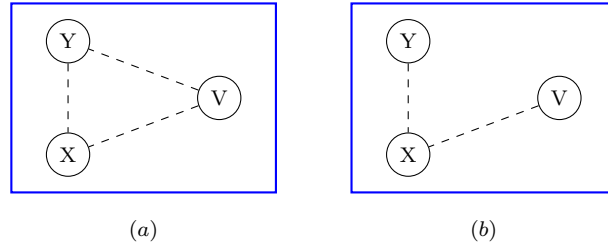


Figure 2. Two covariance graphs

Example 2.1 ([2]). From a study of the status and reactions of patients awaiting a particular kind of operation [23] Cox and Wermuth obtained as basic information for 44 female patients: Y , the ratio of systolic to diastolic blood pressure; X , the diastolic blood pressure; both measured in logarithmic scale; V , body mass, that is, weight relative to height, and W , age. Table 1 shows substantial correlations except for a small marginal correlation of pair (Y, W) and a small partial correlation of pair (X, V) . These are not to be directly interpreted if -as appears reasonable- each of the blood pressure variables is regarded as a potential response to body mass and age. Instead, the standardized regression coefficients in a saturated multivariate regression (a graphical model having all possible two-factor effects) of Y, X on V, W display possible independencies of interest. They show close agreement with $Y \perp\!\!\!\perp W|V$ and $X \perp\!\!\!\perp V|W$, see also Figure 3, with standardized regression coefficients

$$\begin{bmatrix} \hat{\beta}_{yv.w}^* & \hat{\beta}_{yw.v}^* \\ \hat{\beta}_{xv.w}^* & \hat{\beta}_{xw.v}^* \end{bmatrix} = \begin{bmatrix} 0.486 & 0.040 \\ 0.037 & -0.275 \end{bmatrix}$$

This model gives as interpretation that diastolic blood pressure increases just with age after controlling for an increase in body mass and that the ratio of systolic to diastolic blood pressure is higher the lower the body mass for persons of the same age.

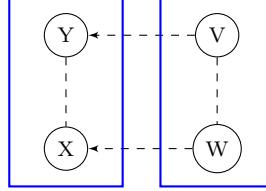


Figure 3. [2] Multivariate regression chain model for Example 2.1

Table 1. [2] Observed marginal correlations (lower half), observed partial correlations given all remaining variables (upper half), means and standard deviations for $n = 44$ patients

Variable	Y	X	V	W
	Lratio bp	Lsyst. bp	Body mass	Age
Y:= Log (syst/diast) bp	1	-0.566	-0.241	0.300
X:= Log diastolic bp	-0.544	1	-0.107	0.491
V:= Body mass	-0.253	0.336	1	0.572
W:= Age	-0.131	0.510	0.608	1
Mean	0.453	4.29	0.379	29.52
Standard deviation	0.091	0.13	0.060	10.59

Example 2.2 ([2]). From an investigation of determinants of blood glucose control [6], we have data for 39 diabetic patients, who had at most 10 years of formal schooling. The variables considered are Y , a particular metabolic parameter, the glycosylated hemoglobin GHb ; X , a score for particular knowledge about the illness, V , the duration of illness in months, and W , a questionnaire score measuring the patients external attribution to "chance" of the occurrence of events related to the illness; an attitude called external fatalism. The correlations in Table 2 suggest a structure of the form: $Y \perp\!\!\!\perp W$, $X \perp\!\!\!\perp V$, and $V \perp\!\!\!\perp W$, see also Figure 4. One interpretation is that duration of illness and external fatalism are independent explanatory variables in two seemingly independent regressions, where metabolic adjustment is better (low values of GHb) the longer the duration of the illness, knowledge about the illness is lower the higher the external fatalism of a person, and after conditioning on duration and fatalism the metabolic adjustment is still better the higher the knowledge ($\hat{\rho}_{yx.vw} = -0.431$).

2.2. Multivariate Dependencies-Models, Analysis and Interpretation (1996)

In 1996, Cox and Wermuth introduced the **joint-response chain graphs** [3] as a graphical model in which the nodes can be arranged in a line of boxes from left to right; each

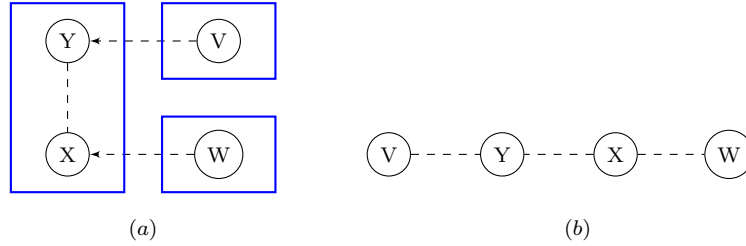


Figure 4. [2] Multivariate regression chain model (a) and a linear in covariances structure (b) both specifying the same Markov property

Table 2. Observed marginal correlations (lower half), observed partial correlations given all remaining variables (upper half), means and standard deviations for $n = 39$ diabetic patients

Variable	Y	X	V	W
	GHb	Knowledge	Duration	Fatalism
Y:= Glucose control, GHb	1	-0.431	-0.407	-0.262
X:= Knowledge, illness	-0.344	1	-0.111	-0.517
V:= Duration, illness	-0.404	0.042	1	-0.028
W:= Fatalism, illness	-0.071	-0.460	0.060	1
Mean	10.02	33.18	147.05	20.13
Standard deviation	2.07	7.86	92.00	5.75

box contains either a single node, or a full-line *concentration graph* (i.e. a single box graph in which all edges are undirected full lines), or a dashed-line *covariance graph*. The variables in each box are considered conditionally independent given variables in boxes to the right, in a way that is now going to be specified precisely. Arrows pointing to any one box are either all dashed arrows or all full arrows. Dashed arrows to a node i indicates that regressions of Y_i (the variable corresponding to node i ; as customary in graphical models, we will not distinguish between nodes and variables) on variables in boxes to the right of i are being considered, whereas full-line arrows mean that the regression is taken both on variables in boxes to the right of i and on the variables in the same box as i . For example, see Figure 5 for a simple illustration of the distinctions. Figure 5 (a) shows a joint-response chain graph with variables U, V as explanatory to X, Y , Y regressed on X, U, V and X regressed on Y, U, V . In this graph: $Y \perp\!\!\!\perp U|(X, V)$ and $X \perp\!\!\!\perp V|(Y, U)$. Figure 5 (b) shows a joint-response chain graph with Y as a response to V and X as a response to U , which implies $Y \perp\!\!\!\perp U|V$ and $X \perp\!\!\!\perp V|U$.

Since the paper appear, the two kinds of chain graphs illustrated in the previous example have received special names; full-edge joint-response chain graphs are known as chain graph under the Lauritzen-Wermuth-Frydenberg (LWF) interpretation, or simply LWF chain graphs, and dashed-edge joint-response chain graphs are known as multivariate regression (MVR) chain graphs.

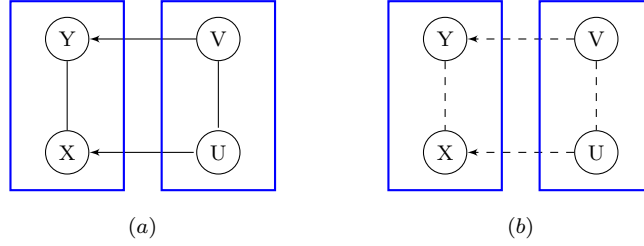


Figure 5. [3, p. 70 and 72]

2.2.1. Cox and Wermuth claim

1. It is worthwhile to mention that in [3, p. 43] Cox and Wermuth claim that if we start with any dashed-line joint-response chain graph we can obtain a synthetic directed acyclic graph, i.e. one in which specified nodes represent variables over which marginalization occurs (We prove this claim in Theorem 3.1). For example, both graphs in Figure 6 and also, both graphs in Figure 7 have the same Markov property. Note that at that time the multivariate regression (MVR) Markov property had not been introduced.

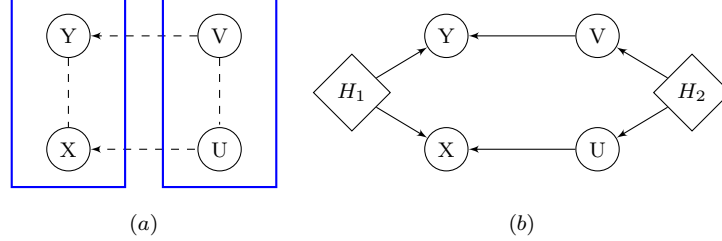


Figure 6. Both graphs specifying the same Markov property: $Y \perp\!\!\!\perp U|V$ and $X \perp\!\!\!\perp V|U$.

2. Furthermore, Cox and Wermuth claim that a directed acyclic graph (DAG) will result, implying the same independencies for the observed nodes unless in the original joint-response chain graph there is a subgraph with a sink-oriented U-configuration or there is a sink-oriented V-configuration from which a direction-preserving path of arrows leads to nodes joined by an undirected line [3, p. 44]. However, we know that there is no (finite) DAG model which, under marginalizing and conditioning, gives the set of conditional independence relations implied by graph G in the Figure 8 [8], so the claim is false.

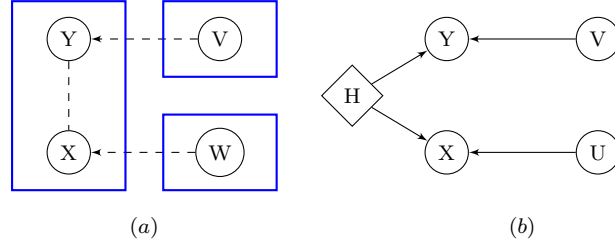


Figure 7. Both graphs specifying the same Markov property: $Y \perp\!\!\!\perp W, X \perp\!\!\!\perp V$, and $V \perp\!\!\!\perp W$.

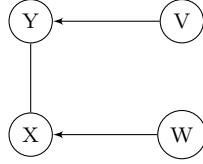


Figure 8. Graph G

2.3. Joint response graphs and separation induced by triangular systems (2004)

Almost a decade later, Wermuth and Cox introduced a pairwise Markov property for a special case of MVR chain graphs [27], where nodes are partitioned in two sets as follows. The set of nodes V is partitioned into just two sets, $V = (a, b)$, associated with vector random variables Y_a and Y_b . We represent the conditioning on Y_b in a diagram by enclosing b with a doubly lined box and by not showing any edges within b . Any remaining pair of nodes in V is connected by at most one edge. An edge is undirected if both nodes are in a and directed from b to a if one node is in b , and the other in a . A multivariate regression graph (Figure 9) has dashed lines within a and dashed arrows pointing from nodes in b to nodes in a . An ij -edge concerns the conditional relation between Y_i and Y_j given all remaining variables in b . Formally, the independence statement that is attached to a missing ij -edge is

$$i \perp\!\!\!\perp j|b, \quad \text{or} \quad i \perp\!\!\!\perp j|b \setminus j$$

depending on whether i and j are both in a , or i is in a and j is in b . For example, in Figure 9: $1 \perp\!\!\!\perp 4|5, 6$ and $2 \perp\!\!\!\perp 6|5$.

Now, consider the two graphs in Figure 10. In both graphs (a) and (b): $2 \perp\!\!\!\perp 3$ and $1 \perp\!\!\!\perp 4|6$, while in Figure 9: $2 \not\perp\!\!\!\perp 3$ and $1 \not\perp\!\!\!\perp 4|6$, which is inconsistent with Cox and Wermuth claim 1. The inconsistency is resolved by accepting that Cox and Wermuth proposed two different interpretations for MVR chain graphs.

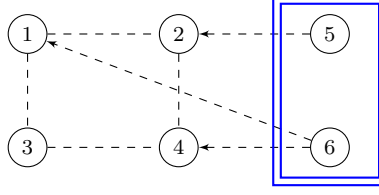


Figure 9. Multivariate regressions for Y_a with $a=\{1,2,3,4\}$ given Y_b with $b=\{5,6\}$.

3. Richardson and Spirtes (2002)

In this section, we formalize and prove Cox and Wermuth’s claim 1. To do so, we need some results from a paper that Richardson and Spirtes published in 2002 [21]. We start with some definitions.

Definition 3.1. A vertex α is said to be an **ancestor** of a vertex β if either there is a directed path $\alpha \rightarrow \dots \rightarrow \beta$ from α to β , or $\alpha = \beta$. A vertex α is said to be **anterior** to a vertex β if there is a path μ from α to β on which every edge is either of the form $\gamma - \delta$, or $\gamma \rightarrow \delta$ with δ between γ and β , or $\alpha = \beta$; that is, there are no edges $\gamma \leftrightarrow \delta$ and there are no edges $\gamma \leftarrow \delta$ pointing toward α . Such a path is said to be an anterior path from α to β . We apply these definitions disjunctively to sets:

$$an(X) = \{\alpha | \alpha \text{ is an ancestor of } \beta \text{ for some } \beta \in X\};$$

$$ant(X) = \{\alpha | \alpha \text{ is an anterior of } \beta \text{ for some } \beta \in X\}.$$

The usage of the terms ancestor and anterior differs from Lauritzen [8], but follows Frydenberg [5].

Definition 3.2. A mixed graph is a graph containing three types of edges, undirected ($-$), directed (\rightarrow) and bidirected (\leftrightarrow).

Definition 3.3. An ancestral graph G is a mixed graph in which the following conditions hold for all vertices α in G :

- (i) if α and β are joined by an edge with an arrowhead at α , then α is not anterior to β .
- (ii) there are no arrowheads present at a vertex which is an endpoint of an undirected edge.

Condition (i) implies that if α and β are joined by an edge with an arrowhead at α , then α is not an ancestor of β . This is the motivation for terming such graphs “ancestral.” Examples of ancestral and nonancestral mixed graphs are shown in Figure 11.

Definition 3.4. A nonendpoint vertex ζ on a path is a **collider** on the path if the edges preceding and succeeding ζ on the path have an arrowhead at ζ , that is, $\rightarrow \zeta \leftarrow$, or \leftrightarrow

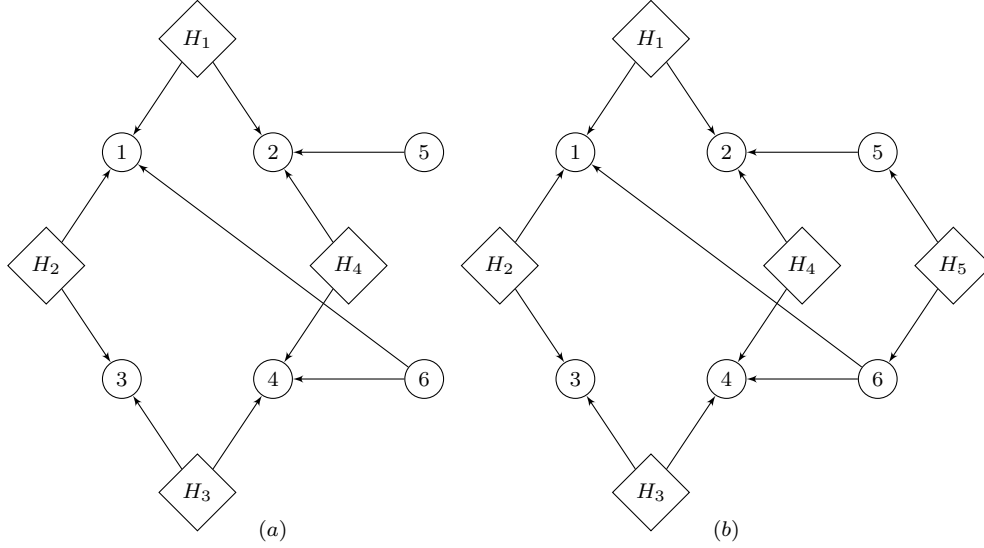


Figure 10. In both graphs in (a) and (b): $2 \perp\!\!\!\perp 3$ and $1 \perp\!\!\!\perp 4|6$.

$\zeta \leftrightarrow$, or $\leftrightarrow \zeta \leftarrow$, or $\rightarrow \zeta \leftrightarrow$. A nonendpoint vertex ζ on a path which is not a collider is a noncollider on the path. A path between vertices α and β in an ancestral graph G is said to be m -connecting given a set Z (possibly empty), with $\alpha, \beta \notin Z$, if:

- (i) every noncollider on the path is not in Z , and
- (ii) every collider on the path is in $\text{ant}_G(Z)$.

If there is no path m -connecting α and β given Z , then α and β are said to be **m -separated** given Z . Sets X and Y are m -separated given Z , if for every pair α, β , with $\alpha \in X$ and $\beta \in Y$, α and β are m -separated given Z (X, Y , and Z are disjoint sets; X, Y are nonempty). We denote the independence model resulting from applying the m -separation criterion to G , by $\mathfrak{S}_m(G)$. This is an extension of Pearl's d -separation criterion to mixed graphs in that in a DAG D , a path is d -connecting if and only if it is m -connecting.

Definition 3.5. An ancestral graph G is said to be maximal if for every pair of vertices α, β if α and β are not adjacent in G then there is a set Z ($\alpha, \beta \notin Z$), such that $\langle \{\alpha\}, \{\beta\} | Z \rangle \in \mathfrak{S}_m(G)$. Thus a graph is maximal if every missing edge corresponds to at least one independence in the corresponding independence model.

A simple example of a nonmaximal ancestral graph has been shown in Figure 12: γ and δ are not adjacent, but are m -connected given every subset of $\{\alpha, \beta\}$, hence $\mathfrak{S}_m(G) = \emptyset$.

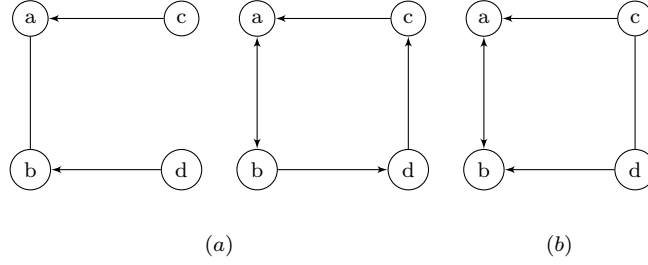


Figure 11. (a) Mixed graphs that are not ancestral; (b) ancestral mixed graph.

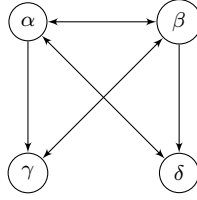


Figure 12. A nonmaximal ancestral graph.

Proposition 3.1. *If G is an undirected graph or a directed acyclic graph, then G is a maximal ancestral graph.*

Example 3.1. *Consider the following maximal ancestral graph G in Figure 13. For the pair of vertices a and d , and the set $Z=\{c\}$, we have: $\text{ant}_G(Z = \{c\}) = \{a, c\}$, so by definition of m -connecting path, there is a path m -connecting a and d given Z i.e., $a \not\perp\!\!\!\perp d|c$. Also, we have:*

$$a \perp\!\!\!\perp \{b, d\}, \quad b \perp\!\!\!\perp \{a, c\}, \quad a \not\perp\!\!\!\perp d|\{b, c\}, \quad b \not\perp\!\!\!\perp c|\{a, d\}, \quad b \not\perp\!\!\!\perp c|d$$

Now consider the following DAG in Figure 14 in which c and d share an unmeasured common parent; in the marginal distribution over the remaining variables:

$$a \not\perp\!\!\!\perp d|c, \quad a \perp\!\!\!\perp \{b, d\}, \quad b \perp\!\!\!\perp \{a, c\}, \quad a \not\perp\!\!\!\perp d|\{b, c\}, \quad b \not\perp\!\!\!\perp c|\{a, d\}, \quad b \not\perp\!\!\!\perp c|d$$

In other words, the maximal ancestral graph G represents the independence model represented by a DAG under marginalization.

Notation 1. *If \mathfrak{S} contains the independence relations present in a distribution P , then \mathfrak{S}_L contains the subset of independence relations remaining after marginalizing out the*

latent variables in L ; \mathfrak{I}^S and constitutes the subset of independencies holding among the remaining variables after conditioning on S ; The letter S is used because selection effects represent one context in which conditioning may occur .

Definition 3.6. If G is an ancestral graph with vertex set V , then we define the **canonical DAG**, $D(G)$ associated with G as follows:

- (i) let $S_D(G) = \{\sigma_{\alpha\beta} | \alpha - \beta \text{ in } G\}$;
- (ii) let $L_D(G) = \{\lambda_{\alpha\beta} | \alpha \leftrightarrow \beta \text{ in } G\}$;
- (iii) DAG $D(G)$ has vertex set $V \cup S_D(G) \cup L_D(G)$ and edge set defined as:

$$\text{If } \left\{ \begin{array}{l} \alpha \rightarrow \beta \\ \alpha \leftrightarrow \beta \\ \alpha - \beta \end{array} \right\} \text{ in } G \text{ then } \left\{ \begin{array}{l} \alpha \rightarrow \beta \\ \alpha \leftarrow \lambda_{\alpha\beta} \rightarrow \beta \\ \alpha \rightarrow \sigma_{\alpha\beta} \leftarrow \beta \end{array} \right\} \text{ in } D(G).$$

Figure 15 shows an ancestral graph and the associated canonical DAG.

In fact, for every maximal ancestral graph G there exists a DAG $D(G)$ and sets S and L such that $D(G)[L^S] = G$ [21, Theorem 6.4]. This theorem shows that every independence model represented by an ancestral graph corresponds to some DAG model under marginalizing and conditioning, but not vice versa. For example, in the DAG G in Figure 16 (a), c and d share a common child that has been conditioned on. Replacing the sink-oriented V-configuration of node S by an undirected full-line edge $c - d$ leads to the mixed graph G' (Figure 16 (b)) which is not an ancestral graph.

Remark 3.1. Dag Sonntag [24] mentions that unlike the other CG (Chain Graphs) interpretations, the bidirected [dashed] edge in a MVR CG has a strong intuitive meaning. It can be seen to represent one or more hidden common causes between the variables connected by it. In other words, in a MVR CG any bidirected edge $X \leftrightarrow Y$ can be replaced by $X \leftarrow H \rightarrow Y$ to obtain a BN representing the same independence model over the original variables, i.e. excluding the new variables H . These variables are called hidden, or latent, and have been marginalized away in the CG model.

Remark 3.2. Also, Peña claims that of the three main interpretations of chain graphs (LWF, MVR, and AMP [1]), only MVR chain graphs have a convincing justification.

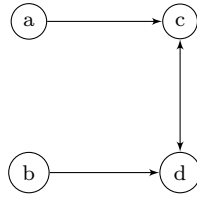


Figure 13. Maximal ancestral graph G .

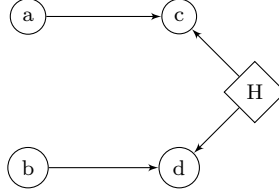


Figure 14.

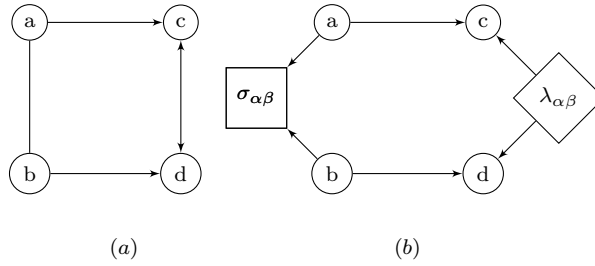


Figure 15. (a) An ancestral graph; (b) the associated canonical DAG.

In addition, he claims that since MVR chain graphs are a subset of maximal ancestral graphs without undirected edges, every MVR chain graph represents the independence model represented by a DAG under marginalization [21, Theorem 6.4]. That is, every MVR chain graph can be accounted for by a causal model that is partially observed [14].

Remark 3.3. Sadeghi and Lauritzen in [22] claim that when the chain components consist entirely of bi-directed edges, the multivariate regression property is identical to the one induced by m -separation.

The following theorem proves Cox and Wermuth’s claim 1, Peña and Sonntag’s claims in Remark 3.1 and Remark 3.2, and also Sadeghi and Lauritzen’s claim in Remark 3.3.

Theorem 3.1. *For every MVR chain graph G there exists a DAG $D(G)$ and a set L such that $D(G)[_L = G$. In other words, every MVR chain graph has the same independence model as a DAG under marginalization.*

Proof. First, we show that every MVR chain graph is an ancestral graph. Obviously, every MVR chain graph is a mixed graph without undirected edges. So, it is enough to show that condition (i) in Definition 3.3 is satisfied. For this purpose, consider that α and β are joined by an edge with an arrowhead at α in MVR chain graph G . Two cases are possible. First, if $\alpha \longleftrightarrow \beta$ is an edge in G , by definition of a MVR chain graph, both

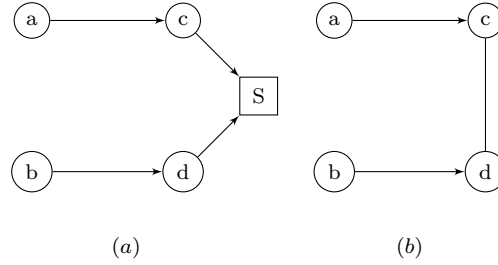


Figure 16. (a) DAG G ; (b) mixed graph G' .

of them belong to the same chain component. Since all edges on a path between two nodes of a chain component are bidirected, then by definition α cannot be an anterior of β . Second, if $\alpha \leftarrow \beta$ is an edge in G , by definition of a MVR chain graph, α and β belong to two different components (β is in a box that is in the right side of the box that contains α). We know that all directed edges in a MVR chain graph are arrows pointing from right to left, so there is no path from α to β in G i.e. α cannot be an anterior of β in this case. We have shown that α cannot be an anterior of β in both cases, and therefore condition (i) in Definition 3.3 is satisfied. In other words, every MVR chain graph is an ancestral graph.

Richardson and Spirtes in [21, Theorem 5.1] prove that if G is an ancestral graph then there exists a unique maximal ancestral graph G' formed by adding \longleftrightarrow edges to G such that $\mathfrak{S}_m(G) = \mathfrak{S}_m(G')$.

The result follows directly from [21, Theorem 6.4]. \square

As a result, we can say that [21], [24], [22], and [14] are in concordance with part 1 of Cox and Wermuth's claim and with [2], but in contrast with [27]. As we will show in the next section, it is possible to provide a global Markov property consistent with the interpretation of MVR chain graphs that Wermuth and Cox proposed, in a special case, in [27].

4. Drton, Marchetti, and Lupparelli (2008, 2009, and 2011)

According to [12], multivariate regression chain graphs represent situations in which the variables can be arranged in an ordered series of groups and all the variables within a group are considered to be on an equal footing, while the relation between two variables in different groups is considered asymmetrically. The associated graph is a special type of chain graph in which the edges between components are arrows and the subgraphs within chain components are covariance graphs.

According to [13], in the general case, the interpretation of the undirected graphs within a chain component is that of a covariance graph, but conditional on all variables in preceding components. For example, the missing edge (a, c) in the graph of Figure 17 is interpreted as the independence statement $X_a \perp\!\!\!\perp X_c | X_d, X_e$, compactly written in terms of nodes as $a \perp\!\!\!\perp c | d, e$.

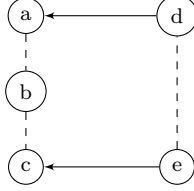


Figure 17.

The interpretation of the directed edges is that of multivariate regression models, with a missing edge denoting a conditional independence of the response on a variable given all the remaining potential explanatory variables. Thus, in the chain graph of Figure 18 the missing arrow (a, d) indicates the independence statement $a \perp\!\!\!\perp d | c$.

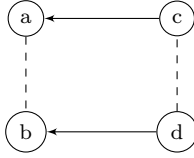


Figure 18.

Any chain graph yields a directed acyclic graph D of its chain components having \mathcal{T} as a node set and an edge $T_1 \rightarrow T_2$ whenever there exists in the chain graph G at least one edge $u \rightarrow v$ connecting a node u in T_1 with a node v in T_2 . In this directed graph, we may define for each T the set $pa_D(T)$ as the union of all the chain components that are parents of T in the directed graph D . This concept is distinct from the usual notion of the parents $pa_G(A)$ of a set of nodes A in the chain graph, that is, the set of all the nodes w outside A such that $w \rightarrow v$ with $v \in A$. For instance, in the graph of Figure 19, for $T = \{1, 2\}$, the set of parent components is $pa_D(T) = \{3, 4, 5, 6\}$, whereas the set of parents of T is $pa_G(T) = \{3, 6\}$.

Given a chain graph G with chain components $(T | T \in \mathcal{T})$, we can always define a strict total order \prec of the chain components that is consistent with the partial order induced by the chain graph, such that if $T \prec T'$ then $T \notin pa_D(T')$. For instance, in the chain graph of Figure 19 there are four chain components ordered in the graph of Figure 20 as $\{1, 2\} \prec \{3, 4\} \prec \{5, 6\} \prec \{7, 8\}$. Note that the chosen total order of the

chain components is in general not unique and that another consistent ordering could be $\{1, 2\} \prec \{5, 6\} \prec \{3, 4\} \prec \{7, 8\}$.

For each T , the set of all components preceding T is known and we may define the cumulative set $pre(T) = \cup_{T' \prec T} T'$ of nodes contained in the predecessors of component T , which we sometimes call the past of T . The set $pre(T)$ captures the notion of all the potential explanatory variables of the response variables within T .

By definition, as the full ordering of the components is consistent with G , the set of predecessors $pre(T)$ of each chain component T always includes the parent components $pa_D(T)$. The following definition explains the meaning of the multivariate regression

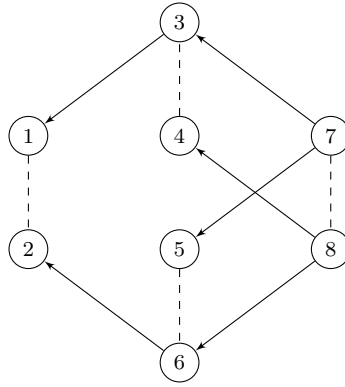


Figure 19.

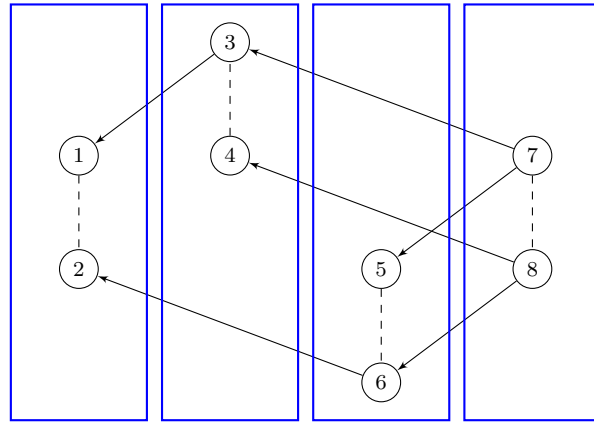


Figure 20.

interpretation of a chain graph.

Definition 4.1. Let G be a chain graph with chain components $(T|T \in \mathcal{T})$ and let $pre(T) = \cup_{T' \prec T} T'$ be the set of nodes contained in the predecessors of component T . A joint distribution P of the random vector X obeys the (local) multivariate regression Markov property for G if it satisfies the following independencies. For all $T \in \mathcal{T}$ and for all $A \subseteq T$:

- (MR1) if A is connected: $A \perp\!\!\!\perp [pre(T) \setminus pa_G(A)] | pa_G(A)$.
(MR2) if A is disconnected with connected components A_1, \dots, A_r : $A_1 \perp\!\!\!\perp \dots \perp\!\!\!\perp A_r | pre(T)$.

Assuming that the distribution P has a density p with respect to a product measure, the definition can be stated by the following two equivalent conditions:

$$p_{A|pre(T)} = p_{A|pa_G(A)}$$

for all T and for all connected subset $A \subseteq T$.

$$p_{A|pre(T)} = \prod_j p_{A_j|pre(T)}$$

for all T and for all disconnected subset $A \subseteq T$ with connected components $A_j, j = 1, \dots, r$. In other words, for any connected subset A of responses in a component T , its conditional distribution given the variables in the past depends only on the parents of A . On the other hand, if A is disconnected (i.e., the subgraph G_A is disconnected) the variables in its connected components A_1, \dots, A_r , are jointly independent given the variables in the past (not just the parents).

Remark 4.1. Definition 4.1 gives a local Markov property that implies the following pairwise Markov property: For every uncoupled pair of nodes i, k ,

$$i \perp\!\!\!\perp k | pre(T), \quad \text{if } i, k \in T; \quad i \perp\!\!\!\perp k | pre(T) \setminus \{k\}, \quad \text{if } i \in T, k \in pre(T)$$

Remark 4.2. One immediate consequence of Definition 4.1 is that if the probability density $p(x)$ is strictly positive, then it factorizes according to the directed acyclic graph of the chain components:

$$p(x) = \prod_{T \in \mathcal{T}} p(x_T | x_{pa_D(T)}).$$

Example 4.1. In Figure 17 consider that $T = \{a, b, c\}$, so $pre(T) = \{d, e\}$. Thus, for each connected subset $A \in T$, by (MR1), we have:

$$a \perp\!\!\!\perp e | d; \quad b \perp\!\!\!\perp d, e; \quad c \perp\!\!\!\perp d | e; \quad (a, b) \perp\!\!\!\perp e | d; \quad (b, c) \perp\!\!\!\perp d | e.$$

Also, for the disconnected set $A = \{a, c\}$ we obtain by (MR2) the independence $a \perp\!\!\!\perp c | d, e$.

Finally, based on Remark 4.2 the corresponding factorization for the strictly positive probability density $p(x)$ is: $p = p_{a,b,c|d,e} p_{d,e}$.

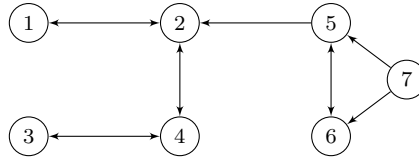
Drton discussed four different block-recursive Markov properties for chain graphs, of which we discuss here those with the Markov property of type IV [4]. To state it, we need two further concepts from graph theory. Given a chain graph G , the set $Nb_G(A)$ is the union of A itself and the set of nodes w that are neighbors of A , that is, coupled by a dashed-line (bi-directed edge) to some node v in A . Moreover, the set of non-descendants $nd_D(T)$ of a chain component T , is the union of all components T' such that there is no directed path from T to T' in the directed graph of chain components D .

Definition 4.2 (Chain graph Markov property of type IV [4]). *Let G be a chain graph with chain components $(T|T \in \mathcal{T})$ and directed acyclic graph D of components. The joint probability distribution of X obeys the block-recursive Markov property of type IV if it satisfies the following independencies:*

- (IV0) $T \perp\!\!\!\perp [nd_D(T) \setminus pa_D(T)] | pa_D(T)$, for all $T \in \mathcal{T}$;
- (IV1) $A \perp\!\!\!\perp [pa_D(T) \setminus pa_G(A)] | pa_G(A)$, for all $T \in \mathcal{T}$, and for all $A \subseteq T$;
- (IV2) $A \perp\!\!\!\perp [T \setminus Nb_G(A)] | pa_D(T)$, for all $T \in \mathcal{T}$, and for all connected subsets $A \subseteq T$.

Marchetti and Lupporelli in [13, Theorem 1] claim that for a given chain graph G , the multivariate regression Markov property is equivalent to the block-recursive Markov property of type IV. However, the following example shows that independence models resulting from Definitions 4.1, 4.2 are different.

Example 4.2. *Consider the following MVR chain graph G :*



For the connected set $A = \{1, 2\}$ the condition (MR1) implies that $1, 2 \perp\!\!\!\perp 6, 7 | 5$ while the condition (IV2) implies that $1, 2 \perp\!\!\!\perp 6 | 5$, which is not implied by (MR1) and (MR2). Also, the condition (MR2) implies that $1 \perp\!\!\!\perp 3, 4 | 5, 6, 7$ while the condition (IV2) implies that $1 \perp\!\!\!\perp 3, 4 | 5, 6$, which is not implied by (MR1) and (MR2).

In summary, Drton [4], Marchetti and Lupporelli [12] proposed a Markov property for MVR chain graphs which is in concordance with [27], but in contrast with Cox and Wermuth claim part 1, [2], and [21]. We call MVR chain graphs with this property *alternative MVR chain graphs (AMVR CGs)*. We chose to call these MVR chain graphs "alternative" because they were proposed later in time. The original definition of MVR CGs can be traced back to 1993 [2], while the alternative one can be traced back to 2004 [27].

4.1. The global Markov property for AMVR chain graphs

In this subsection we formulate a global Markov property for AMVR chain graphs i.e., chain graphs as discribed in [12, 27]. This property is different from the global Markov property resulting from the m^* -separation criterion proposed in [19, 21]. Also, we show that this global Markov property implies the block-recursive Markov property of type IV in [4].

Definition 4.3. *If there is a path from a to b we say that a leads to b and write $a \mapsto b$. The vertices a such that $a \mapsto b$ and $b \not\mapsto a$ are the **antecedents** $\text{antec}(b)$ of b . If $\text{antec}(a) \subseteq A$ for all $a \in A$, we say that A is an **antecedental set**. The smallest antecedental set containing A is denoted by $\text{Antec}(A)$.*

Remark 4.3. Note that when a is an ancestor of b , it can be considered as an anterior or an antecedent of b but not vice versa. Also, note that the notions anterior and antecedent are not comparable in general.

Definition 4.4. *Let G_A denote the induced subgraph of G on the vertex set A , formed by removing from G all vertices that are not in A , and all edges that do not have both endpoints in A . Two vertices x and y in an AMVR chain graph G are said to be **collider connected** if there is a path from x to y in G on which every non-endpoint vertex is a collider; such a path is called a **collider path**. (Note that a single edge trivially forms a collider path, so if x and y are adjacent in an AMVR chain graph then they are collider connected.) The augmented graph derived from G , denoted $(G)^a$, is an undirected graph with the same vertex set as G such that*

$$c - d \text{ in } (G)^a \Leftrightarrow c \text{ and } d \text{ are collider connected in } G.$$

Definition 4.5. (The global Markov property for an AMVR chain graph G) *For any triple (A, B, S) of disjoint subsets of V such that S separates A from B in $(G_{\text{Antec}(A \cup B \cup S)})^a$, in the augmented graph of the smallest antecedental set containing $A \cup B \cup S$, we have $A \perp\!\!\!\perp B | S$.*

Proposition 4.1. *The global Markov property in Definition 4.5 implies the block-recursive Markov property in Definition 4.2.*

Proof. The proof contains the three following steps:

1. $\tau \cup \text{nd}_D(\tau)$ is an antecedental set, and $\text{pa}_D(\tau)$ separates τ from $\text{nd}_D(\tau) \setminus \text{pa}_D(\tau)$ in $(G_{\tau \cup \text{nd}_D(\tau)})^a$; this shows that the global Markov property in Definition 4.5 implies (IV0) in Definition 4.2.
2. Assume that $\sigma \subseteq \tau$, $\tau \in \mathcal{T}$. Consider that A is the smallest antecedental set containing σ and $\text{pa}_D(\tau)$. We know that for each vertex $v \in \text{pa}_D(\tau) \setminus \text{pa}_G(\sigma)$, $v \in \text{antec}(\sigma)$ and $\text{pa}_G(\sigma) \subseteq \text{pa}_D(\tau)$. Also, we know that there is no directed edge from $\text{pa}_D(\tau) \setminus \text{pa}_G(\sigma)$ to elements of σ . So, every connecting path that connects

$pa_D(\tau) \setminus pa_G(\sigma)$ to σ in $(G_A)^a$ has intersection with $pa_G(\sigma)$, which means $pa_G(\sigma)$ separates $pa_D(\tau) \setminus pa_G(\sigma)$ from σ in $(G_A)^a$; this shows that the global Markov property in Definition 4.5 implies (IV1) in Definition 4.2.

3. Assume that $\sigma \subsetneq \tau$, $\tau \in \mathcal{T}$. Also, assume that σ is a connected subset of τ . Obviously, σ and $\tau \setminus Nb_G(\sigma)$ are two subsets of τ such that there is no connection between their elements. Consider that A is the smallest antecedental set containing σ and $\tau \setminus Nb_G(\sigma)$. Clearly, $pa_D(\tau) \subseteq A$. Since σ and $\tau \setminus Nb_G(\sigma)$ are disconnected in τ , so any connecting path between them (if it exists) must pass through $pa_D(\tau)$ in $(G_A)^a$; this shows that the global Markov property in Definition 4.5 implies (IV2) in Definition 4.2.

□

A special case of Definition 4.5 is the case in which G is a DAG. In this case the graph $(G_{Antec(A \cup B \cup S)})^a$ is the graph $(G_{An(A \cup B \cup S)})^m$. In fact, A and B are separated by S if and only if A and B are d-separated by S . Thus we have the following corollary:

Corollary 4.1. *In a DAG \mathcal{D} , A is d-separated from B given S if and only if S separates A and B in $(\mathcal{D}_{Antec(A \cup B \cup S)})^a$.*

According to the original interpretation of MVR chain graphs, they are a sub-class of maximal ancestral graphs without undirected edges (see section 3). The following example shows that the proposed global Markov property in Definition 4.5 is different from the pathwise m-separation criterion and the augmentation separation criterion in [19, 21].

Example 4.3. *Consider the following MVR chain graph G .*

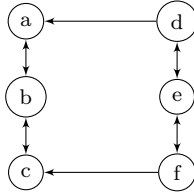


Figure 21.

According to the pathwise m-separation criterion and the augmentation separation criterion in [19, 21], a and f are marginally independent. However, according to Definition 4.5, a and f are not marginally independent but $a \perp\!\!\!\perp f|d$. Also, according to the pathwise m-separation criterion and the augmentation separation criterion in [19, 21], $\{a, b\}$ and f are marginally independent. However, according to Definition 4.5, $\{a, b\}$ and f are not marginally independent but $\{a, b\} \perp\!\!\!\perp f|d$.

Remark 4.4. Note that the proposed global Markov property in Definition 4.5 is more general than the block-recursive Markov property of type IV in [4]. In other words, the global Markov property in Definition 4.5 implies the block-recursive Markov property in Definition 4.2 but not vice versa. For example, in Example 4.3, the global Markov property implies that $a \perp\!\!\!\perp f|d$ and $a \perp\!\!\!\perp \{e, f\}|d$ while the block-recursive Markov property only implies that $a \perp\!\!\!\perp \{e, f\}|d$.

Remark 4.5. Note that the proposed global Markov property in Definition 4.5 is more general than the proposed Markov property in Definition 4.1. In other words, the global Markov property in Definition 4.5 implies the Markov property in Definition 4.1 but not vice versa. For example, in Example 4.3, the global Markov property implies that $a \perp\!\!\!\perp f|d$ and $a \perp\!\!\!\perp \{e, f\}|d$ while the block-recursive Markov property only implies that $a \perp\!\!\!\perp \{e, f\}|d$.

5. A factorization criterion corresponding to the original interpretation of MVR chain graphs

Acyclic directed mixed graphs, also known as semi-Markov(ian) [17] models contain directed (\rightarrow) and bi-directed (\leftrightarrow) edges subject to the restriction that there are no directed cycles [20]. According to the definition of MVR chain graphs, it is obvious that they are a subset of acyclic directed mixed graphs (ADMGs). In this section, we derive an explicit factorization criterion for MVR chain graphs based on the proposed factorization criterion for acyclic directed mixed graphs in [20], which corresponds to the original interpretation of MVR chain graphs [2, 3, 14, 24]. For this purpose, we need to consider the following definitions and notations:

Definition 5.1. For a given ADMG G , the induced bi-directed graph $(G)_{\leftrightarrow}$ is the graph formed by removing all directed edges from G . The district (aka c -component) for a vertex x in G is the connected component of x in $(G)_{\leftrightarrow}$, or equivalently

$$dis_G(x) = \{y | y \leftrightarrow \dots \leftrightarrow x \text{ in } G, \text{ or } x = y\}.$$

As usual we apply the definition disjunctively to sets:

$$dis_A(B) = \cup_{x \in B} dis_A(x).$$

A set C is path-connected in $(G)_{\leftrightarrow}$ if every pair of vertices in C are connected via a path in $(G)_{\leftrightarrow}$; equivalently, every vertex in C has the same district in G .

Definition 5.2. In an ADMG, a set A is said to be ancestrally closed if $x \rightarrow \dots \rightarrow a$ in G with $a \in A$ implies that $x \in A$. The set of ancestrally closed sets is defined as follows:

$$\mathcal{A}(G) = \{A | an_G(A) = A\}.$$

Definition 5.3. An ordered pair of sets (H, T) form the head and tail of a term associated with an ADMG G if and only if all of the following hold:

1. $\forall x \in H : an_G(x) \cap H = \{x\}$.
2. H forms a path-connected set in $(G_{an(H)})_{\leftrightarrow}$.
3. $T = tail(H) = (dis_{an(H)} \setminus H) \cup pa(dis_{an(H)})$.

For a graph G , the set of heads is denoted by $\mathcal{H}(G)$.

Richardson in [20, Theorem 4] proves that a probability distribution P obeys the global Markov property for an ADMG(G) if and only if for every $A \in \mathcal{A}(G)$,

$$p(X_A) = \prod_{H \in [A]_G} p(X_H | tail(H)),$$

where $[A]_G$ denotes a partition of A into sets $\{H_1, \dots, H_k\} \subseteq \mathcal{H}(G)$, defined with $tail(H)$, as above. The following theorem provides a factorization criterion for MVR chain graphs based on the interpretation in Cox and Wermuth [2, 3], and Peña and Sonntag [14, 24].

Theorem 5.1. Let G be a MVR chain graph with chain components $(T | T \in \mathcal{T})$. A probability distribution P obeys the global Markov property for G if and only if

$$p(x) = \prod_{T \in \mathcal{T}} p(x_T | x_{pa(T)}).$$

Proof. According to Theorem 4 in [20], since $G \in \mathcal{A}(G)$, it is enough to show that $\mathcal{H}(G) = \{T | T \in \mathcal{T}\}$ and $tail(T) = pa(T)$, where $T \in \mathcal{T}$. In other words, it is enough to show that for every T in \mathcal{T} , $(T, pa(T))$ satisfies the three conditions in Definition 5.3.

1. Let $x, y \in T$ and $T \in \mathcal{T}$. Then x is not an ancestor of y . Also, we know that $x \in an_G(x)$, by definition. Therefore, $\forall x \in T : an_G(x) \cap T = \{x\}$.
2. Let $T \in \mathcal{T}$, then from the definitions of a MVR chain graph and induced bi-directed graph, it is obvious that T is a connected component of the forest $(G_{an(T)})_{\leftrightarrow}$. So, T forms a path-connected set in $(G_{an(T)})_{\leftrightarrow}$.
3. $T \subseteq an(T)$ by definition. So, $\forall x \in T : dis_{an(T)}(x) = \{y | y \leftrightarrow \dots \leftrightarrow x \text{ in } an(T), \text{ or } x = y\} = T$. Therefore, $dis_{an(T)}(T) = T$ and $dis_{an(T)} \setminus T = \emptyset$. In other words, $tail(T) = pa(T)$.

□

The following example shows that the factorization for a MVR chain graph G based on the Theorem 5.1 is different from the factorization of G in [4, 13].

Example 5.1. Consider the MVR chain graph G in Example 4.2.

Since $[G]_G = \{\{1, 2, 3, 4\}\{5, 6\}\{7\}\}$. So, $tail(\{1, 2, 3, 4\}) = \{5\}$, $tail(\{5, 6\}) = \{7\}$, and $tail(\{7\}) = \emptyset$. Therefore, based on Theorem 5.1 we have: $p = p_{1234|5p_{56|7p_7}}$. However, the corresponding factorization of G based on the formula in [4, 13] is: $p = p_{1234|56p_{56|7p_7}}$.

Conclusion and Summary

Based on the interpretation of the type of edges (directed or dashed-line (bi-directed) edges) in a chain graph, there are different conditional independence structures among random variables in the corresponding probabilistic model. We showed that two different interpretations of MVR chain graphs have been proposed in the literature, and by giving several examples we highlighted differences between them and inconsistencies that derive from their misuse. We proved a theorem that confirms a longstanding claim about the original interpretation of MVR chain graphs. We proposed a global Markov property for the alternative interpretation MVR chain graphs, which implies the other Markov properties in the literature. Also, we obtained a formula for factorization of the original MVR chain graphs. Table 3 summarizes some of the most important attributes of different types of common interpretations of chain graphs. As one can see in Table 3, there is no structural learning algorithm in the literature for AMVR chain graphs. An interesting problem for future research is to design a constraint based structural learning algorithm for this type of chain graphs. Our future work also includes the invention of Markov equivalence criteria for AMVR CGs.

Acknowledgements

This work has been partially supported by Office on Naval Research grant ONR N00014-17-1-2842.

References

- [1] Andersson, Steen A., Madigan, David, & Perlman, Michael D. (1996) Alternative Markov properties for chain graphs. *Uncertainty in artificial intelligence*, 40–48. [MR1617123](#)
- [2] Cox, D. R. and Wermuth, N. (1993) Linear Dependencies Represented by Chain Graphs. *Statist. Sci.* **8**(3), 204–218. [MR1243593](#)
- [3] Cox, D. R. and Wermuth, N. (1996) *Multivariate Dependencies-Models, Analysis and Interpretation*. London: Chapman and Hall. [MR1456990](#)
- [4] Drton, Mathias. (2009) Discrete chain graph models. *Bernoulli* **15**(3), 736–753. [MR2555197](#)
- [5] Frydenberg, Morten. (1990) The chain graph Markov property *Scand. J. Statist.* **17**(4), 333–353. [MR1096723](#)
- [6] Kohlmann, C., Krohne, H., Kustner, E., Schrezenmeir, J., Walther, U., & Beyer, J. (1991) Der IPC-Diabetes- Fragebogen: ein Instrument zur Erfassung krankheits-spezifischer Kontrollüberzeugungen bei Typ-I-Diabetikern. *Diagnostica* **37**, 252–270.
- [7] Lauritzen, S. (1996) *Graphical Models* Oxford Statistical Science Series, 17. Oxford Science Publications. The Clarendon Press, Oxford University Press, New York. [MR1419991](#)

Table 3. Properties of chain graphs under different interpretations

Type of chain graph	Does it represent independence model of DAGs under marginalization?	Global Markov property	Factorization of $p(x)$	Model selection (structural learning) algorithm(s) [constraint based method]
MVR CGs: Cox & Wermuth [2, 3], Peña & Sonntag [14, 24], Sadeghi & Lauritzen [22]	Yes (claimed in [3, 14, 24], proved in Theorem 3.1)	$X \perp\!\!\!\perp Y Z$ if X is separated from Y by Z in $(G_{an(X \cup Y \cup Z)})^a$ [19].	$\prod_{T \in \mathcal{T}} p(x_T x_{pa(T)})$ Theorem 5.1	PC like algorithm for MVR CGs in [24, 25]
AMVR CGs: Cox & Wermuth [27], Marchetti & Lupparelli [12], Drton (type IV) [4]	No	None in the literature, but has been proposed in Definition 4.5: $X \perp\!\!\!\perp Y Z$ if X is separated from Y by Z in $(G_{Antec(X \cup Y \cup Z)})^a$.	$\prod_{T \in \mathcal{T}} p(x_T x_{pa_D(T)})$, where $pa_D(T)$ is the union of all the chain components that are parents of T in the directed graph D [4].	None in the literature
LWF CGs [5, 10], Drton (type I) [4]	No	$X \perp\!\!\!\perp Y Z$ if X is separated from Y by Z in $(G_{An(X \cup Y \cup Z)})^m$ [7].	$\prod_{\tau \in \mathcal{T}} p(x_\tau x_{pa(\tau)})$, where $p(x_\tau x_{pa(\tau)}) = Z^{-1}(x_{pa(\tau)}) \prod_{c \in C} \phi_c(x_c)$ [8]	PC like algorithm in [26], LCD algorithm in [11], CKES algorithm in [16, 24]
AMP CGs [1], Drton (type II) [4]	No	$X \perp\!\!\!\perp Y Z$ if X is separated from Y by Z in the undirected graph $\text{Aug}[\text{CG}; X, Y, Z]$ [18].	$\prod_{\tau \in \mathcal{T}} p(x_\tau x_{pa(\tau)})$, where no further factorization similar to LWF model appears to hold in general [1].	PC like algorithm in [15]

- [8] Lauritzen, S., and Richardson, T. (2002) Chain graph models and their causal interpretations. *J. R. Stat. Soc. Ser. B. Stat. Methodol.* **64**(3), 321–348. [MR1924296](#)
- [9] Lauritzen, Steffen and Sadeghi, Kayvan. (2016) Unifying Markov Properties for Graphical Models. [arXiv:1608.05810 \[math.ST\]](#)
- [10] Lauritzen, S., and Wermuth, N. (1989) Graphical models for associations between variables, some of which are qualitative and some quantitative. *Ann. Statist.* **17**(1), 31–57. [MR0981437](#)
- [11] Ma, Zongming, Xie, Xianchao, Geng, Zhi. (2008) Structural learning of chain graphs via decomposition. *J. Mach. Learn. Res.* 9, 2847–2880. [MR2469511](#)
- [12] Marchetti, G., and Lupporelli, M. (2008). Parameterization and Fitting of a Class of Discrete Graphical Models. *COMPSTAT 2008: Proceedings in Computational Statistics. P. Brito. Heidelberg, Physica-Verlag HD*, 117–128.
- [13] Marchetti, G., and Lupporelli, M. (2011). Chain graph models of multivariate regression type for categorical data. *Bernoulli.* **17**(3), 827–844. [MR2817607](#)
- [14] Peña, Jose M. (2015) Every LWF and AMP chain graph originates from a set of causal models *Symbolic and quantitative approaches to reasoning with uncertainty*, 325–334, Lecture Notes in Comput. Sci., 9161, Lecture Notes in Artificial Intelligence, Springer, Cham. [MR3440635](#)
- [15] Peña, Jose M. (2014) Learning Marginal AMP Chain Graphs under Faithfulness. *In: European Workshop on Probabilistic Graphical Models PGM 2014: Probabilistic Graphical Models*, 382–395.
- [16] Peña, Jose M., Sonntag, D., Nielsen, J. (2014) An Inclusion Optimal Algorithm for Chain Graph Structure Learning. *In Proceedings of the 17th International Conference on Artificial Intelligence and Statistics*, 778–786.
- [17] Pearl, Judea. (2009) *Causality. Models, reasoning, and inference*. Second edition. Cambridge University Press, Cambridge. xx+464 pp. ISBN: 978-0-521-89560-6; 0-521-77362-8. [MR2548166](#)
- [18] Richardson T.S. (1998) Chain Graphs and Symmetric Associations. *In: Jordan M.I. (eds) Learning in Graphical Models. NATO ASI Series (Series D: Behavioural and Social Sciences), vol 89. Springer, Dordrecht.*
- [19] Richardson T.S. (2003) Markov properties for acyclic directed mixed graphs. *Scand. J. Statist.* **30**(1), 145–157. [MR1963898](#)
- [20] Richardson T.S. (2009) A factorization criterion for acyclic directed mixed graphs. *In: Proceedings of the Twenty-Fifth Conference on Uncertainty in Artificial Intelligence*, 462–470. <https://arxiv.org/ftp/arxiv/papers/1406/1406.6764.pdf>.
- [21] Richardson, T., and Spirtes, P. (2002) Ancestral graph Markov models *Ann. Statist.* **30**(4), 962–1030. [MR1926166](#)
- [22] Sadeghi, Kayvan., Lauritzen, Steffen. Markov properties for mixed graphs. *Bernoulli* **20**(2), 676–696. [MR3178514](#)
- [23] Slangen, K., Kleemann, P. P., & Krohne, H. W. (1993) *Coping with surgical stress. In Attention and Avoidance; Strategies in Coping with Aversiveness (H. W. Krohne, ed.).* New York: Springer.
- [24] Sonntag, D. (2014) A Study of Chain Graph Interpretations (Licentiate dissertation).

Linköping: <https://doi.org/10.3384/lic.diva-105024>.

- [25] Sonntag, D., and Peña, Jose M. (2012) Learning Multivariate Regression Chain Graphs under Faithfulness. *In: Proceedings of the 6th European Workshop on Probabilistic Graphical Models*, 299–306
- [26] Studený, Milan, Roverato, Alberto, Štěpánová, Šárka (2009) Two operations of merging and splitting components in a chain graph. *Kybernetika (Prague)* **45**(2), 208–248. [MR2518149](#)
- [27] Wermuth, N., and Cox, D. R. (2004) Joint response graphs and separation induced by triangular systems *J. R. Stat. Soc. Ser. B. Stat. Methodol.* **66**(3), 687–717. [MR2088296](#)