

Shell Mapping for Distribution Matching

Patrick Schulte, *Student Member*, Fabian Steiner, *Student Member*

Abstract—Distribution matching transforms independent and Bernoulli(1/2) distributed input bits into a sequence of output symbols with a desired distribution P_A . Fixed-to-fixed length, invertible encoders and decoders based on shell mapping are presented. The matcher minimizes the informational divergence for a large class of distributions including the Maxwell-Boltzmann and geometric distributions. Finite length simulations show performance gains of up to 0.6 dB as compared to a constant composition distribution matching for short matcher output lengths.

Index Terms—shell mapping, distribution matching

I. INTRODUCTION

A distribution matcher (DM) transforms independent Bernoulli(1/2) distributed input bits into output symbols with a desired distribution. We measure the distance between the DM’s output distribution and the desired distribution by the normalized *informational divergence* [1, p. 7]. Informational divergence is also known as *Kullback-Leibler divergence* or *relative entropy* [2, Sec. 2.3]. A dematcher performs the inverse operation and recovers the input bits from the output symbols.

DMs are used in [3, Sec. VI] for rate adaptation and in [4] to approach the capacity of the additive white Gaussian noise channel. In [5] the term shaping code is introduced as a restricted set of sequences for which one can adjust the average signal power. Therefore a distribution matcher can implement a shaping code. The authors of [5] anticipate that “[...] it is important to realize that nonequiprobable signaling is the right thing to do, and it is advantageous to pursue this objective directly (via a shaping code) rather than indirectly (via shaping a higher dimensional constellation)”.

Variable length prefix-free distribution matching was introduced in [6, Sec. IV.A]. In [7], [8] Huffman codes are used for matching. Optimal variable-to-fixed and fixed-to-variable length DMs are proposed in [9] and [10], respectively. The code books of the DMs in [7]–[10] must be generated offline and stored. The code books of [11], [12] can be generated online using arithmetic coding. The DMs proposed in [11], [12] are asymptotically optimal. All approaches [7]–[12] are variable length, which can lead to varying transmission rate, large buffer sizes, error propagation and synchronization problems [7, Sec. I]. *Fixed-to-fixed* (f2f) length codes do not have these issues. The author of [13, Sec. 4.8] suggests to concatenate short codes and the authors of [14] employ a forward error correction decoder to build an f2f length DM. The dematchers of [13], [14] cannot always recover the input

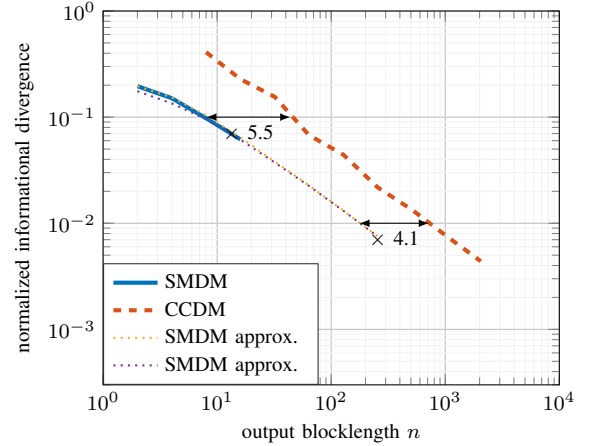


Fig. 1. CCDM and SMDM comparison. The target distribution is 4-ary Maxwell-Boltzmann and the rate is 1.25 input bits per output symbol. Approximations are calculated with complete shells.

sequence with zero error. Hence systematic errors are introduced that cannot be corrected by the error correction code or by retransmission. The thesis [15] proposes an invertible f2f length DM called *adaptive arithmetic distribution matcher* (AADM). The algorithm is computationally complex. The *constant composition distribution matcher* (CCDM) described in [16] reduces the computational complexity but achieves optimal performance only for long output blocklengths n . In [17] a partition-based distribution matcher is proposed that gives up the constant composition property and uses multiple CCDMs to improve performance at short blocklengths.

In this work we propose practical, invertible, f2f length DMs that are feasible for short blocks based on shell mapping [18]. Shell mapping was introduced to obtain higher shaping gains than the previously known trellis shaping [19]. Its first practical application was the V.34 modem standard [20], where it is combined with trellis coded modulation (TCM) [21]. We propose shell mapping as a DM for probabilistic amplitude shaping (PAS) [4] and short output blocklengths. We refer to this approach as shell-mapping distribution matching (SMDM). The approach enables straightforward parallelization and pipelining which is necessary for high throughput applications. We also show that SMDM minimizes informational divergence for given input and output lengths.

This paper is organized as follows. In Sec. II we review the concepts of f2f DM and instantiate these properties for constant composition distribution matching (CCDM). Sec. III introduces shell-mapping. In Sec. IV we explain how shell mapping can be used as a DM for PAS and derive the empirical distributions of the output sequences that are required as input for a soft-decision forward error correction (FEC) decoder.

P. Schulte and F. Steiner are with the Institute for Communications Engineering, Technical University of Munich (TUM). E-Mails: {patrick.schulte, fabian.steiner}@tum.de

The ideas presented in this work have been filed as a patent application with the EPO (application number: EP16200537) on November 24, 2016.

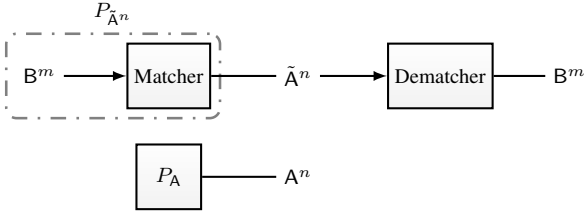


Fig. 2. Matching a data block $B^m = B_1 \dots B_m$ to output symbols $\tilde{A}^n = \tilde{A}_1 \dots \tilde{A}_n$ and reconstructing the original sequence at the dematcher. The rate is $\frac{m}{n} \left[\frac{\text{bits}}{\text{output symbol}} \right]$. The DM can be interpreted as emulating a discrete memoryless source P_A , i.e., $P_{\tilde{A}^n}$ and P_A^n are close in informational divergence.

II. PRELIMINARIES

A. Information Theory

We write random variables with sans-serif, uppercase letters. Their realizations are referred to in lowercase letters. Let A be a discrete random variable with probability mass function (pmf) P_A defined on the set \mathcal{A} . If an event $A = a$ occurs with positive probability, then its *self-information* is

$$\iota(P_A(a)) = -\log_2(P_A(a)) \text{ bits.} \quad (1)$$

The *entropy* of a random variable A is the expectation of the self-information of A , i.e., we have

$$\mathbb{H}(A) = \mathbb{E}[\iota(P_A(A))] = \sum_{a \in \text{supp}(P_A)} -P_A(a) \log_2(P_A(a)) \quad (2)$$

where $\text{supp}(P_A) \subseteq \mathcal{A}$ is the support of P_A , i.e., the subset of a in \mathcal{A} with positive probability. We may write $\mathbb{H}(P_A)$ to emphasize the distribution. The informational divergence of two distributions \tilde{A} and A on \mathcal{A} is

$$\mathbb{D}(P_{\tilde{A}} \| P_A) = \sum_{a \in \text{supp}(P_{\tilde{A}})} P_{\tilde{A}}(a) \log_2 \frac{P_{\tilde{A}}(a)}{P_A(a)}. \quad (3)$$

We denote a length n vector of random variables as $A^n = A_1, A_2, \dots, A_n$ with realization $a^n = a_1, a_2, \dots, a_n$. The normalized informational divergence for the random vectors \tilde{A}^n and A^n is defined as

$$\frac{\mathbb{D}(P_{\tilde{A}^n} \| P_{A^n})}{n}. \quad (4)$$

For random vectors with independent and identically distributed (iid) entries, we write

$$P_{A^n}^n(a^n) = \prod_{i=1}^n P_A(a_i). \quad (5)$$

Definition 1 (Typical sets). [2, Def. 3.6] The typical set $\mathcal{S}_\epsilon^{(n)}$ with respect to P_A is the set of sequences $a^n \in \mathcal{A}^n$ with the property

$$n \cdot (\mathbb{H}(P_A) - \epsilon) \leq \iota(P_{A^n}^n(a^n)) \leq n \cdot (\mathbb{H}(P_A) + \epsilon) \quad (6)$$

with $\epsilon > 0$.

B. Fixed length Distribution Matching

A one-to-one f2f DM is an invertible function f that imitates a desired distribution P_A at the output. It maps m Bernoulli(1/2) distributed bits B^m to length n sequences $\tilde{A}^n = f(B^m) \in \mathcal{A}^n$. Therefore the output distribution is defined on a block of n symbols and we denote it by $P_{\tilde{A}^n}$. We call the ratio of input to output length the matcher rate R , i.e.,

$$R = \frac{m}{n}. \quad (7)$$

We denote the inverse function by f^{-1} . In this work, we consider one-to-one f2f distribution matcher. Its principle is illustrated in Fig. 2.

Definition 2. A matching rate $R = m/n$ is achievable for a distribution P_A if for any $\alpha > 0$ and sufficiently large n there is an invertible mapping $f: \{0, 1\}^m \rightarrow \mathcal{A}^n$ for which

$$\frac{\mathbb{D}(P_{f(B^m)} \| P_{\tilde{A}^n})}{n} \leq \alpha. \quad (8)$$

We refer to the image of a DM as the code book \mathcal{C} and its elements as code words. As a length m Bernoulli(1/2) sequence indexes the code words in the code book, every code has probability $1/|\mathcal{C}| = 2^{-m}$. We call this distribution over the code book $P_{\mathcal{C}}$. Consequently, for the informational divergence the explicit mapping from input to output is not important, only the code book matters. The empirical distribution of a vector a^n of length n is defined as

$$\bar{P}(\alpha, a^n) = \frac{n_\alpha(a^n)}{n} \quad (9)$$

where $n_\alpha(a^n) = |\{i : a_i = \alpha\}|$ is the number of times symbol α appears in a^n . We define the *letter distribution* $P_{\tilde{A}}$ of a code book as

$$P_{\tilde{A}}(\alpha) = \frac{1}{|\mathcal{C}|} \sum_{a^n \in \mathcal{C}} \bar{P}(\alpha, a^n), \quad (10)$$

which corresponds to the probability of drawing a letter α from the whole code book.

If each code word a^n of a code book \mathcal{C} is chosen with equal probability, we can write the unnormalized informational divergence as

$$\mathbb{D}(P_{\mathcal{C}} \| P_{\tilde{A}}^n) = \sum_{a^n \in \mathcal{C}} \frac{1}{|\mathcal{C}|} \log_2 \frac{1}{|\mathcal{C}| P_{\tilde{A}}^n(a^n)}. \quad (11)$$

Equation (11) suggests that the important property of a code word a^n is not its empirical distribution, but its self-information according to the target distribution.

Example 1. Consider a 4-ary output alphabet and let the target distribution be $P_A(\alpha) = P_A(\beta) = 1/8$, $P_A(\gamma) = 1/4$ and $P_A(\delta) = 1/2$. Then the code words $\alpha\beta\gamma\gamma\delta\delta\delta\delta$ and $\beta\beta\beta\delta\delta\delta\delta\delta$ have the same self-information evaluated with the target distribution, i.e., $\iota(P_{\tilde{A}}^8(\alpha\beta\gamma\gamma\delta\delta\delta\delta)) = \iota(P_{\tilde{A}}^8(\beta\beta\beta\delta\delta\delta\delta\delta)) = 14$. Both sequences have the same “value” to the code book, i.e., if either of them is part of the code book, informational divergence remains the same if they are exchanged. Thus, a code consisting of all permutations of $\alpha\beta\gamma\gamma\delta\delta\delta\delta$ has same rate and informational divergence as a copy of this code book where some code words are replaced by permutations of

$\beta\beta\beta\delta\delta\delta\delta\delta$. Although rate and informational divergence remain the same the letter distribution $P_{\hat{A}}$ of the code book changes.

Example 2. Let the target distribution be $P_A(\alpha) = P_A(\beta) = 1/2$ and let m and n be fixed with $m < n$. Then every code book of cardinality $M = 2^m$ has the same divergence because all sequences have the same self-information.

The normalized informational divergence for a f2f length DM can be rewritten as

$$\frac{\mathbb{D}(P_C||P_A^n)}{n} = -R + \mathbb{H}(P_{\hat{A}}) + \mathbb{D}(P_{\hat{A}}||P_A). \quad (12)$$

At first glance it seems that a code book with $P_{\hat{A}} = P_A$ is necessarily a good choice. However, we understand from Example 1 that code book choices with $P_{\hat{A}} \neq P_A$ may have the same or even better informational divergence.

C. Constant Composition Distribution Matching

CCDM was introduced in [16] and implements a DM interface which is based on types, i.e., all generated length n output sequences a^n have the same number of occurrences $n_\alpha(a^n)$ of each output alphabet symbol $\alpha \in \mathcal{A}$. We refer to a type configuration for a given output alphabet \mathcal{A} and output length n via the type vector

$$\mathbf{t} = (n_{a_1}(a^n), n_{a_2}(a^n), \dots, n_{a_{|\mathcal{A}|}}(a^n)). \quad (13)$$

The set of all possible sequences that have the type \mathbf{t} is

$$\mathcal{T}_{\mathbf{t}} = \{a^n \in \mathcal{A}^n | n_{a_i}(a^n) = t_i, \quad i = 1, \dots, |\mathcal{A}|\} \quad (14)$$

where t_i is the i -th entry of \mathbf{t} . The cardinality can be calculated by the multinomial

$$|\mathcal{T}_{\mathbf{t}}| = \left\lfloor \frac{n!}{\prod_{i=1}^{|\mathcal{A}|} t_i!} \right\rfloor. \quad (15)$$

The maximum dimension k of the codebook $\mathcal{C}_{\text{ccdm}}$ is therefore

$$k = \lfloor \log_2 (|\mathcal{T}_{\mathbf{t}}|) \rfloor. \quad (16)$$

The CCDM mapping function is defined as

$$f_{\text{ccdm}, \mathbf{t}} : \{0, 1\}^k \rightarrow \mathcal{C}_{\text{ccdm}} \quad (17)$$

and the dematcher $f_{\text{ccdm}, \mathbf{t}}^{-1}$ implements the inverse mapping of (17).

D. Divergence-optimal code books

We want to find the code book $\hat{\mathcal{C}} \subseteq \mathcal{A}^n$ that implements a minimal divergence DM to the target distribution P_A , i.e.,

$$\hat{\mathcal{C}} = \underset{\mathcal{C} \subseteq \mathcal{A}^n}{\text{argmin}} \mathbb{D}(P_C||P_A^n). \quad (18)$$

We restrict the problem to codebooks with fixed input and output length, m and n , respectively. We obtain

$$\begin{aligned} \hat{\mathcal{C}}_M &= \underset{\substack{\mathcal{C} \subseteq \mathcal{A}^n \\ |\mathcal{C}|=M}}{\text{argmin}} \mathbb{D}(P_C||P_A^n) = \underset{\substack{\mathcal{C} \subseteq \mathcal{A}^n \\ |\mathcal{C}|=M}}{\text{argmin}} \sum_{a^n \in \mathcal{C}} |\mathcal{C}|^{-1} \log_2 \frac{|\mathcal{C}|^{-1}}{P_A^n(a^n)} \\ &= \underset{\substack{\mathcal{C} \subseteq \mathcal{A}^n \\ |\mathcal{C}|=2^m}}{\text{argmin}} \sum_{a^n \in \mathcal{C}} \sum_{i=1}^n \log_2 \frac{1}{P_A(a_i)}. \end{aligned} \quad (19)$$

Problem (19) is solved in [13] by selecting those M code words with least self information. In order to solve problem (18) we need to search through the solutions $\hat{\mathcal{C}}_M$ of (19) for different codebook sizes around $M \approx 2^{n\mathbb{H}(P_A)}$ [13]. In [22] it was shown that unnormalized informational divergence grows logarithmically in n for binary target distributions. We are left with the question how to efficiently encode and decode.

III. SHELL MAPPING

Shell mapping was proposed in the early 1990s in [18], [23], [24] and connected to a modulation scheme that was also recommended for the ITU-T V.34 standard [25].

A. System view

Usually, a shell refers to set of a possibly high dimensional constellation points that have similar energy. In two dimensions they are located on a ring or in higher dimensions on a shell around the origin. For our purpose a shell S is only one element of a set \mathcal{A} with cardinality $|\mathcal{A}| = |\text{supp } P_A|$ and P_A is the target distribution. In combination with PAS, a shell refers to a set of constellation points with the same energy.

The shell mapper maps unsigned integers to *shell sequences* \mathcal{A}^n , i.e.,

$$\hat{f}_{\text{SM}} : \{0, 1, \dots, |\mathcal{A}|^n - 1\} \rightarrow \mathcal{A}^n. \quad (20)$$

Thus, an ordering of the sequences is implemented. We restrict the input to the integers $\{0, 1, \dots, M - 1\}$ and refer to the image of the shell mapper as code book $\mathcal{C}_{\text{SM}, M}$, i.e.,

$$\mathcal{C}_{\text{SM}, M} = \hat{f}_{\text{SM}}(\{0, 1, \dots, M - 1\}). \quad (21)$$

B. Top level algorithm description

We assign an integer weight $W(a)$ to each letter a in the alphabet \mathcal{A} using $W : \mathcal{A} \rightarrow \mathbb{N}_0$. Shell mapping orders all length n sequences $a^n \in \mathcal{A}^n$ according the sequence weight which is the sum of the letter's weights, i.e.,

$$W_n(a^n) = \sum_{i=1}^n W(a_i). \quad (22)$$

This ordering is in general not unique because two sequences may have the same weight, e.g., if they are permutations of each other. A shell mapper implicitly creates one of these ordered lists. Shell mapping indexes from all $|\mathcal{A}|^n$ sequences those M with least weight. Hence, it solves the problem

$$\hat{\mathcal{C}} = \underset{\substack{\mathcal{C} \subseteq \mathcal{A}^n \\ |\mathcal{C}|=M}}{\text{argmin}} \sum_{a^n \in \mathcal{C}} W_n(a^n) = \underset{\substack{\mathcal{C} \subseteq \mathcal{A}^n \\ |\mathcal{C}|=M}}{\text{argmin}} \sum_{a^n \in \mathcal{C}} \sum_{i=1}^n W(a_i), \quad (23)$$

which is to find the set $\hat{\mathcal{C}}$ of those M sequences a^n of smallest weight $W_n(a^n)$.

Remark 1. Note that the code book remains unchanged if the weight function $\hat{W}(a) = W(a) \cdot b + c$ is scaled with positive b and shifted by c .

C. Generating Functions

The core of shell mapping are generating functions. They reduce sequences to their weight and a code book may be represented as a polynomial [26], [27]. The generating function for all code words of length n of a code book \mathcal{C} and cost function $W(\cdot)$ is

$$G_n(z) = \sum_{a^n \in \mathcal{C}} z^{W_n(a^n)}, \quad (24)$$

where the subscript n of G_n indicates the length of the considered functions and the weight function is left implicit.

Example 3. Let $\mathcal{A} = \{\alpha, \beta, \gamma, \delta\}$ and $W(\alpha) = 0$, $W(\beta) = W(\gamma) = 1$ and $W(\delta) = 3$. The generating function for length one words, i.e., $\mathcal{C} = \mathcal{A}$ is

$$G_1(z) = 1 + 2z^1 + z^3. \quad (25)$$

An alternative representation is

$$G_n(z) = \sum_{w \in \mathcal{W}_n} b_w z^w, \quad (26)$$

where \mathcal{W}_n is the set of weights that a length n sequence may have assuming some weight function $W(\cdot)$. We denote the operation of extracting the coefficient b_w of z^w by

$$[z^w]G(z) = b_w. \quad (27)$$

We assume integer weights for ease of implementation. The generating function for all length 2 code words $G_2(z)$ can be calculated from the length 1 generating function $G_1(z)$ by $[z^w]G_2(z) = \sum_{k=0}^w [z^k]G_1(z) \cdot [z^{w-k}]G_1(z)$ which is a convolution of the coefficients. This corresponds to $G_2(z) = G_1(z) \cdot G_1(z)$ or in general $G_n(z) = (G_1(z))^n$.

D. Algorithm

Given an index, shell mapping finds the corresponding sequences a^n in an ordered list (encoding) and vice versa (decoding). It orders the sequences implicitly. For decoding the number of sequences with less weight are determined using the generator function of length n , then the algorithm determines the number of code words with same weight that are prior in, e.g., lexicographical ordering. The algorithm uses generating functions for this task. There are multiple ways to implement shell mapping, e.g., using the divide and conquer principle [25], [28] or sequentially [18], [29]. The encoding follows similar rules.

IV. SHELL MAPPING AS DISTRIBUTION MATCHER

A. Probabilistic Amplitude Shaping (PAS)

PAS is a coded modulation scheme that was originally proposed in [4]. The scheme virtually achieves the Shannon capacity for the additive white Gaussian noise (AWGN) channel and offers unprecedented flexibility for rate adaption with a small number of modcods, i.e., modulation and code rate combinations. The fundamental building block is the DM to obtain the probabilistically shaped amplitude sequence. For this, the original work used CCDDM [16], which provides optimal performance for long DM output lengths. In this part, we

propose shell mapping as distribution matcher (SMDM) and highlight how it can be integrated with PAS. In particular, we show how a sequence of shaped amplitudes can be generated and how their empirical distribution can be calculated. The latter is needed at the input of the demapper on the receiver side to retrieve the soft-input for the FEC decoder. For a detailed review of PAS we refer to [4].

B. SMDM Interface

We want to use the shell mapping algorithm to implement SMDM. The parameters of the shell mapper are code book cardinality M , output length n and weight function W . A distribution matcher has a binary interface at the input. Therefore we need to choose $M = 2^m$, where m is the input blocklength of the distribution matcher. A block of m bits then is interpreted as an unsigned integer in the range of $\{0, 1, \dots, 2^m - 1\}$. The output of the shell mapper directly corresponds to the output of a distribution matcher.

$$f_{\text{SM},m} : \{0, 1\}^m \rightarrow \mathcal{A}^n \quad (28)$$

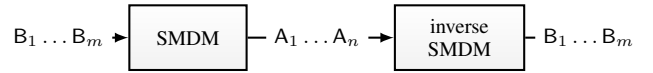


Fig. 3. Interface of shell mapper and inverse shell mapper. Binary input sequence B^m is interpreted as unsigned integer.

The decoder needs to be aware of the letter distribution for optimal decoding performance. While the rate parameters m and n depend on to the SNR condition we need to choose the weight function according to the target distribution.

C. Weight Function

The optimization problems (19) and (23) suggest to use *self-information* as weight function to obtain divergence optimal code books, i.e.,

$$\hat{W}(a) = -\log_2(P_A(a)) \quad (29)$$

Example 4. We approximate the half Maxwell-Boltzmann (MB) distribution defined as

$$P_A(a) = \frac{e^{-va^2}}{\sum_{\xi \in \text{supp } P_A} e^{-v\xi^2}} \quad (30)$$

with $\text{supp } P_A = \{1, 3, 5, \dots, 2\eta - 1\} = \mathcal{A}$, η is a positive integer and v is positive. Using (29) we obtain the weight function

$$\hat{W}(a) = -\log_2 \frac{e^{-va^2}}{\sum_{\xi \in \mathcal{A}} e^{-v\xi^2}} = \log_2 \left(\sum_{\xi \in \mathcal{A}} e^{-v\xi^2} \right) + va^2.$$

According to Remark 1 any translation and positive scaling can be applied without changing the code book. We obtain the integer weight function

$$W(a) = a^2 \quad a \in \text{supp } P_A \quad (31)$$

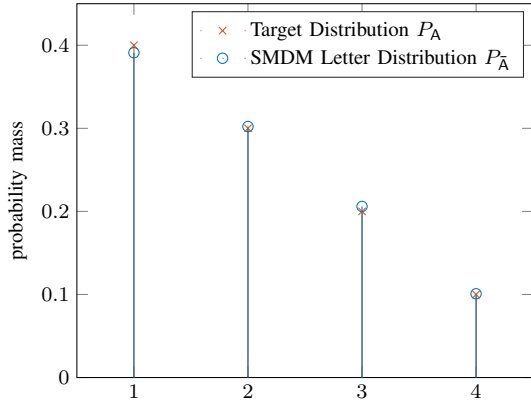


Fig. 4. Letter distribution of a shell mapper with target distribution $[0.4, 0.3, 0.2, 0.1]$ using shell mapping and the target distribution. The weight function is $[0, 22, 53, 106]$ and 57 bits are mapped to length 32 sequences.

which corresponds to the energy of a constellation point.

Remark 2. An equivalent weight function is

$$W(a) = (a^2 - 1)/8 = \sum_{i=0}^{(a-1)/2} i. \quad (32)$$

This is interesting for implementation aspects because the weights are integer and its values are spaced more closely which minimizes the required memory.

The weight functions (31) and (32) are independent of the parameter v and therefore hold for all (half) MB distributions with the support $\text{supp } P_A$. This means that all (half) MB distributions with the same support order the code words in the same order. A shell mapper with this weight function implements a DM with minimum divergence according to (19), i.e., with fixed codebook size 2^m for all half MB distributions. The weight function is independent of the codebook size. Consequently, we do not need to change the weight function for different rates if we target (half) MB distributions. In other words, if we want to approximate (half) MB distributions, we choose the weight according to the support and fix output length according to our system. We then fit m according to the rate that we want to transmit. We are optimally approximating (half) MB distributions for the chosen rate. We show how to calculate the letter distribution in Sec. IV-E. We can find integer weight functions for any distribution that can be expressed by

$$P_A(a) = \frac{e^{-v\Omega(a)}}{\sum_{\xi \in \text{supp } P_A} e^{-v\Omega(\xi)}}, \quad \forall a \in \text{supp } P_A \quad (33)$$

where Ω is any function with

$$\Omega : \text{supp } P_A \rightarrow \mathbb{N}_0. \quad (34)$$

If we target distribution families that can be parameterized with a single integer function Ω , the function does not need to be adapted when changing rates.

Algorithm 1 Weight Approximation

```

1: procedure WEIGHTAPPROX( $P_A, \bar{w}_{\max}$ )
2:    $i_a \leftarrow -\log_2(P_A(a)) \quad \forall a \in \text{supp } P_A$ 
3:    $\mathbf{i} \leftarrow \mathbf{i} - \min(\mathbf{i})$ 
4:    $\mathbf{i} \leftarrow \mathbf{i} / \max(\mathbf{i})$ 
5:   for  $c \in \{1, 2, \dots, \bar{w}_{\max}\}$  do
6:      $p(c) \leftarrow \text{penalty}(\mathbf{i} \cdot c, \text{round}(\mathbf{i} \cdot c), c)$ 
7:   end for
8:    $\hat{c} \leftarrow \text{argmin}_c(p(c))$ 
9:   return  $\text{round}(\mathbf{i} \cdot \hat{c})$ 
10: end procedure

```

D. Approximating Integer Weight Functions

For most distributions, an integer weight function does not exist. In that case we have to approximate an integer weight function and then search the best input length via line search. When searching an approximation we need to limit the maximum weight \bar{w}_{\max} . We can always multiply an optimal non-integer weight function $\hat{W}(a)$ (29) by a greater positive integer, round and obtain a better approximation as before. This results in a great memory consumption. We suggest to approximate the distribution according to Algorithm 1, where we choose the penalty function

$$\text{penalty}(\mathbf{v}, \mathbf{w}, c) = \|\mathbf{v} - \mathbf{w}\|_1 / c. \quad (35)$$

For a distribution like $[0.4, 0.3, 0.2, 0.1]$ a integer weight function does not exist but may be approximated. We chose the integer weight function $[0, 22, 53, 106]$ and determined 57 input bits as optimal for a predefined output blocklength of $n = 32$ symbols. Fig 4 shows both the target and the approximated distribution.

E. Letter Frequencies

The soft-input soft-output decoder should be made aware of the letter frequency for optimal performance. Its calculation was addressed by Fischer in [30]. The letter distribution depends on both the weight function and how to order sequences of equal weight. Fischer suggests to calculate the *partial histogram*, i.e., the shell frequencies for all sequences of weight up to $\tilde{w}_{\max} - 1$. The variable \tilde{w}_{\max} is the maximum weight of a code word $a^n \in \mathcal{C}$ and it is the weight of the encoded all one sequence

$$\tilde{w}_{\max} = W_n(f_{\text{SM}, m}(\underbrace{[1, 1, \dots, 1]}_{m\text{-times}})). \quad (36)$$

Then he calculates the shell frequencies of weight \tilde{w}_{\max} code words following the ordering algorithm. The term *complete shells* means that we use *all* code words up a certain weight. For code books with complete shells the second part of the algorithm can be omitted. This is a rare case because in a practical system we need the code book size $|\mathcal{C}|$ to be a power of two due to the binary interface. Still the shell frequencies obtained by the partial histograms of weight $\tilde{w}_{\max} - 1$ or \tilde{w}_{\max} give a good approximation of the distribution. We want to add an easy algorithm to calculate partial histograms and therefore an approximation of the code book letter distribution.

Let $G_n(z)$ be the generating function of all length n sequences $a^n \in \mathcal{A}^n$ according to (26)

$$G_n(z) = \sum_{w=0}^{w_{\max}} b_w z^w, \quad (37)$$

with w_{\max} is the maximum sequence weight, i.e., if $w_{1,\max}$ is the maximum weight of one letter, then $w_{\max} = n \cdot w_{1,\max}$ for a length n sequence. When we apply shell mapping for distribution matching we use from all length n sequences \mathcal{A}^n a subset \mathcal{C} of cardinality $2^m = |\mathcal{C}|$, with least weight. In the generating function representation this means we chop the generating function after the coefficients of $G_n(z)$ sum up to M starting from the lowest degree. The resulting generating function of the code book $\tilde{G}_n(z)$ therefore is

$$\tilde{G}_n(z) = \sum_{w=0}^{\tilde{w}_{\max}-1} b_w z^w + \tilde{b}_{\tilde{w}_{\max}} z^{\tilde{w}_{\max}}, \quad (38)$$

where \tilde{w}_{\max} indicates the maximum sequence weight in the code book \mathcal{C} and $\tilde{b}_{\tilde{w}_{\max}}$ is the number of length n sequences of highest weight with $\tilde{b}_{\tilde{w}_{\max}} \leq b_{\tilde{w}_{\max}}$. All coefficients add up to M

$$\sum_{w=0}^{\tilde{w}_{\max}-1} b_w + \tilde{b}_{\tilde{w}_{\max}} = M. \quad (39)$$

Given $\tilde{b}_{\tilde{w}_{\max}} = b_{\tilde{w}_{\max}}$, i.e., all sequences of weight less or equal \tilde{w}_{\max} are in the code book, the marginal distribution $P_{\tilde{A}}(\alpha, \tilde{w}_{\max})$ of the code book can be calculated along the following lines

$$A_{\alpha} = \sum_{i=0}^{\tilde{w}_{\max}} [z^i] G_{n,\alpha}(z) \quad (40)$$

$$P_{\tilde{A}}(\alpha, \tilde{w}_{\max}) = A_{\alpha} / \sum_{i=0}^{\tilde{w}_{\max}} [z^i] G_n(z), \quad (41)$$

where we $G_{n,\alpha}(z)$ is defined as

$$G_{n,\alpha}(z) = G_{n-1} \cdot z^{W(\alpha)}. \quad (42)$$

All sequences of weight less or equal \tilde{w}_{\max} are in the code book \mathcal{C} . This implies that all permutations of a code word in \mathcal{C} are in \mathcal{C} as well. This symmetry leads to equal letter frequencies independent of the position. $G_{n-1}(z)$ describes the weights of all length $n-1$ sequences and $G_{n,\alpha}(z)$ describes the weight of all length n sequences that can be arbitrary at $n-1$ positions but have a fixed value α at one particular position. A_{α} is the number of sequences that are in $G_{n,\alpha}(z)$ and \mathcal{C} . We can use $P_{\tilde{A}}(\alpha, \tilde{w}_{\max})$ and $P_{\tilde{A}}(\alpha, \tilde{w}_{\max}-1)$ as approximations of the true frequencies.

Example 5. [4-D SMDM] Let us consider a 4-D constellation constructed by the 4-fold Cartesian product of a one dimensional 8-ASK constellation. In the optical communication literature, this is commonly referred to as polarization-multiplexed 64-quadrature-amplitude modulation (PM 64-QAM) [31]. The first quadrant has 4 different amplitudes per dimension, resulting in $4^4 = 256$ constellation points in the first quadrant. We want to index the 32 points with the lowest energy out of these 256 points. We choose the generating function

according to (32). The generating function for length 1 is $G_1(z) = 1+z+z^3+z^6$. The generating function for length 4 is $G_4(z)$ and its first five summands are $1+4z+6z^2+8z^3+13z^4$. As these five coefficients add up to 32 the letter distribution is exactly $P_{\tilde{A}}(\alpha, 4)$. The letter distribution of the amplitudes $P_{\tilde{A}}$ is $[17/32, 11/32, 4/32, 0]$.

F. Typical Sequence Encoder

A typical set $\mathcal{S}_{\epsilon}^{(n)}$ is composed of all sequences whose self-information according to the distribution $P_{\tilde{A}}$ range in an symmetric interval around entropy of $P_{\tilde{A}}$.

Let us assume that the distribution $P_{\tilde{A}}$ has a non-negative integer weight function $W(a) = c \cdot \iota(P_{\tilde{A}}(a)) + b$. We can avoid that a SMDM encodes the K_0 least self-information words by adding the binary representation of K_0 to the input of the SMDM. For a typical sequences encoder we choose

$$K_0 = \sum_{i=0}^{\omega_{\min}-1} [z] G_n(z), \quad (43)$$

where $\omega_{\min} = \lceil n \cdot (c \cdot (\mathbb{H}(P_{\tilde{A}}) - \epsilon) + b) \rceil$. The input length then is

$$m = \text{round} \left(\log_2 \left(\sum_{i=\omega_{\min}}^{\omega_{\max}} [z] G_n(z) \right) \right) \quad (44)$$

with $\omega_{\max} = \lfloor n \cdot (c \cdot (\mathbb{H}(P_{\tilde{A}}) + \epsilon) + b) \rfloor$. Note that we are not limited to the symmetric boundaries of (6).

V. CCDM AND SMDM COMPARISON

A. Divergence

For comparing CCDM and SMDM we consider output symbols $a \in \{1, 3, 5, 7\}$ and Rate $R = 1.25$. The empirical distribution of the CCDM is chosen such that it is an optimal n -type approximation [32] of a half MB distribution. The SMDM has rate 1.25 and uses the weight function defined in (32). The approximations (dotted lines) use code books with all code words of weight up to \tilde{w}_{\max} and $\tilde{w}_{\max}-1$, where \tilde{w}_{\max} is the maximum weight respective SMDM. The rates differ slightly for these approximations. The results are shown in Fig. 1. It turns out that using a SMDM and a target divergence of 0.1 bit we can use an approximately 5.5 times smaller blocklength, and at a targeted divergence of 0.01 we could still run code lengths of a factor 4.6 smaller if we used SMDM instead of CCDM.

B. Rate Adaptation

For distributions defined in (33) rate adaptation for SMDM is straightforward. The number of bits interpreted as index of the ordered shell list can be easily adapted and therefore the resulting rate. The granularity of rate adaption is $1/n$, where n is the output length. This granularity is the best possible for the output length n . However n cannot be chosen arbitrarily large. CCDM can virtually achieve the same granularity. However, for CCDM we have to decide on a type first.

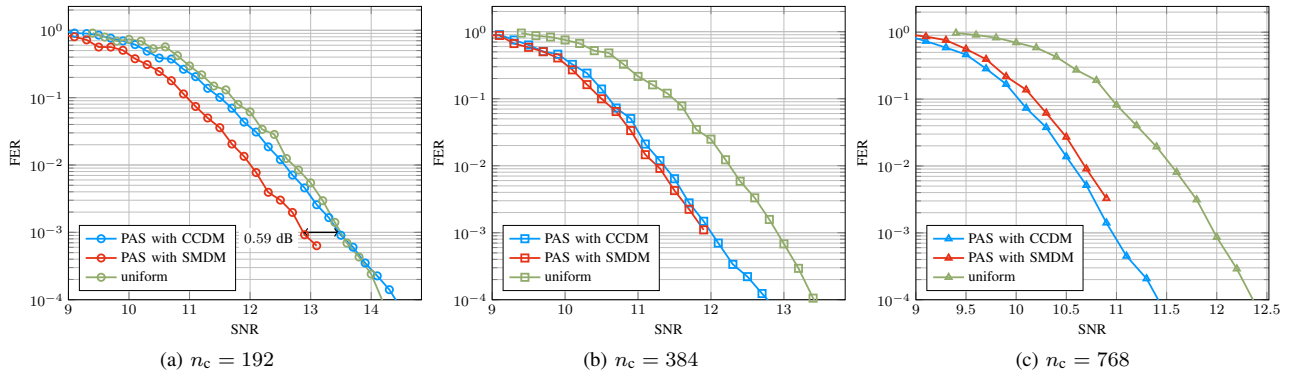


Fig. 5. Finite length performance comparison for uniform and shaped signaling using CCDM and SMDM. We target a SE of 1.5 bpcu, while using 5G LDPC codes of blocklength 192, 384 and 768 bits.

C. Deployment

While CCDM reveals its strength for rather long blocks the SMDM requirements to the arithmetic logic unit grow with the blocklength.

D. Coded Results

In Fig. 5 we compare the performance of SMDM with CCDM in a coded scenario with PAS for different FEC blocklengths of $n_c = 192, 384$ and 768 bits. We employ PAS with 8-amplitude shift keying (ASK) such that each constellation point can be represented with three bits by a binary reflected Gray code (BRGC) [33]. The DMs operate with a 4-ary input alphabet. For a fair comparison all schemes target a SE of $R_{tx} = 1.5$ bpcu. The uniform reference curves use a rate $R_c = 1/2$ code, whereas the shaped scenarios use a rate $R_c = 3/4$ code. All FEC codes are taken from the current 5G standard [34]. The transmission rate for PAS and 8-ASK is [4, Sec. IV-D]

$$R_{tx} = R + 1 - (1 - R_c) \cdot 3.$$

The necessary matcher rate is therefore $R = 1.25$ bits/amplitude symbol. The DM parameters are summarized in Table I. For CCDM, the DM output blocklength is chosen as large as possible for a given FEC code word to achieve optimal performance, i.e., we choose $n = n_c/3$. In contrast, SMDM already allows to be operated with smaller DM output blocklengths. To illustrate this advantage, we fix the DM output blocklength to $n = 32$ symbols and operate $n_c/(3 \cdot 32)$ SMDM in parallel to obtain the required number of amplitudes per FEC code word.

We observe that SMDM gains significantly over CCDM particularly for short blocklengths. For a FEC blocklength of 192 bits, CCDM uses an output blocklength which is twice as long as the one of SMDM (32 symbols vs. 64 symbols), however, CCDM's large rate loss of 0.1453 bits compensates any shaping gain and achieves the same performance as uniform signaling. Instead, SMDM achieves a shaping gain of 0.6 dB.

For larger FEC blocklengths of 384 and 768 bits, SMDM shows similar or slightly worse performance, while using

TABLE I
DM PARAMETERS FOR THE PAS SCHEMES.

DM	Parameter	$n_c = 192$	$n_c = 384$	$n_c = 768$
CCDM	n	64	128	256
	m	80	160	320
	$\mathbb{H}(P_{\bar{A}})$	1.3953	1.3224	1.2882
	\mathbf{t}	(37, 20, 6, 1)	(77, 39, 11, 1)	(157, 78, 19, 2)
	$\frac{\mathbb{D}(P_C P_{\bar{A}}^n)}{n}$	0.1453	0.0724	0.0382
SMDM	n	32	32	32
	m	40	40	40
	$\mathbb{H}(P_{\bar{A}})$	1.3085	1.3085	1.3085
	$\frac{\mathbb{D}(P_C P_{\bar{A}}^n)}{n}$	0.0585	0.0585	0.0585
	# SMDM	2	4	8

a much smaller DM output blocklength and thereby higher parallelization factor of 4 and 8, respectively.

VI. CONCLUSION

In this correspondence we show how to use a shell mapper as a distribution matcher. We show that this distribution matcher is optimal in terms of minimizing informational divergence to a discrete memoryless source.

ACKNOWLEDGEMENT

The authors would like to thank Gerhard Kramer for fruitful discussions.

REFERENCES

- [1] I. Csiszár and J. Körner, *Information Theory: Coding Theorems for Discrete Memoryless Systems*. Cambridge University Press, 2011.
- [2] T. M. Cover and J. A. Thomas, *Elements of Information Theory*, 2nd ed. John Wiley & Sons, Inc., 2006.
- [3] D. MacKay, "Good error-correcting codes based on very sparse matrices," *IEEE Trans. Inf. Theory*, vol. 45, no. 2, pp. 399–431, 1999.
- [4] G. Böcherer, F. Steiner, and P. Schulte, "Bandwidth Efficient and Rate-Matched Low-Density Parity-Check Coded Modulation," *IEEE Trans. Commun.*, vol. 63, no. 12, pp. 4651–4665, Dec. 2015.
- [5] A. R. Calderbank and L. H. Ozarow, "Nonequiprobable signaling on the gaussian channel," *IEEE Trans. Inf. Theory*, vol. 36, no. 4, pp. 726–740, Jul 1990.
- [6] J. Forney, G., R. Gallager, G. Lang, F. Longstaff, and S. Qureshi, "Efficient modulation for band-limited channels," *IEEE J. Sel. Areas Commun.*, vol. 2, no. 5, pp. 632–647, 1984.

- [7] F. R. Kschischang and S. Pasupathy, "Optimal nonuniform signaling for Gaussian channels," *IEEE Trans. Inf. Theory*, vol. 39, no. 3, pp. 913–929, 1993.
- [8] G. Ungerböck, "Huffman shaping," in *Codes, Graphs, and Systems*, R. Blahut and R. Koetter, Eds. Springer, 2002, ch. 17, pp. 299–313.
- [9] G. Böcherer and R. Mathar, "Matching dyadic distributions to channels," in *Proc. Data Compression Conf.*, 2011, pp. 23–32.
- [10] R. A. Amjad and G. Böcherer, "Fixed-to-variable length distribution matching," in *Proc. IEEE Int. Symp. Inf. Theory (ISIT)*, 2013, pp. 1511–1515.
- [11] N. Cai, S.-W. Ho, and R. Yeung, "Probabilistic capacity and optimal coding for asynchronous channel," in *Proc. IEEE Inf. Theory Workshop (ITW)*, 2007, pp. 54–59.
- [12] S. Baur and G. Böcherer, "Arithmetic distribution matching," in *Proc. Int. ITG Conf. Syst. Commun. Coding*, Feb. 2015.
- [13] R. A. Amjad, "Algorithms for simulation of discrete memoryless sources," Master's thesis, Technical University of Munich, 2013.
- [14] M. Mondelli, S. H. Hassani, and R. Urbanke, "How to achieve the capacity of asymmetric channels," *Proc. Allerton Conf. Commun., Contr., Comput.*, pp. 789–796, Sep. 2014.
- [15] P. Schulte, "Zero error fixed length distribution matching," Master's thesis, Technical University of Munich, 2014.
- [16] P. Schulte and G. Böcherer, "Constant composition distribution matching," *IEEE Trans. Inf. Theory*, vol. 62, no. 1, pp. 430–434, Jan 2016.
- [17] T. Fehenberger, D. S. Millar, T. Koike-Akino, K. Kojima, and K. Parsons, "Partition-based distribution matching," *arXiv preprint*, 2018. [Online]. Available: <http://arxiv.org/abs/1801.08445>
- [18] R. Laroia, N. Farvardin, and S. A. Tretter, "On optimal shaping of multidimensional constellations," *IEEE Trans. Inf. Theory*, vol. 40, no. 4, pp. 1044–1056, 1994.
- [19] J. Forney, G. D., "Trellis shaping," *IEEE Trans. Inf. Theory*, vol. 38, no. 2, pp. 281–300, 1992.
- [20] ITU-T Recommendation V.34, "A modem operating at data signalling rates of up to 33 600 bit/s for use on the general switched telephone network and on leased point-to-point 2-wire telephone-type circuits," Feb. 1998. [Online]. Available: <http://www.itu.int/rec/T-REC-V.34-199802-I>
- [21] G. Ungerboeck, "Channel coding with multilevel/phase signals," *IEEE Transactions on Information Theory*, vol. 28, no. 1, pp. 55–67, Jan. 1982.
- [22] P. Schulte and B. C. Geiger, "Divergence scaling of fixed-length, binary-output, one-to-one distribution matching," in *Proc. IEEE Int. Symp. Inf. Theory (ISIT)*, June 2017, pp. 3075–3079.
- [23] F. R. Kschischang, "Shaping and coding gain criteria in signal constellation design," Ph.D. dissertation, University of Toronto, Canada, Department of Electrical Engineering, Jun. 1992.
- [24] A. K. Khandani and P. Kabal, "Shaping multidimensional signal spaces. I. optimum shaping, shell mapping," *IEEE Trans. Inf. Theory*, vol. 39, no. 6, pp. 1799–1808, 1993.
- [25] S. A. Tretter, *Constellation Shaping, Nonlinear Precoding, and Trellis Coding for Voiceband Telephone Channel Modems with Emphasis on ITU-T Recommendation V. 34*. Kluwer Academic Publishers, 2002.
- [26] P. Flajolet and R. Sedgewick, *Analytic combinatorics*. Cambridge University press, 2009.
- [27] G. R. Lang and F. M. Longstaff, "A leech lattice modem," *IEEE J. Sel. Areas Commun.*, vol. 7, no. 6, pp. 968–973, 1989.
- [28] R. F. H. Fischer, *Precoding and Signal Shaping for Digital Transmission*. John Wiley & Sons, Inc., 2002.
- [29] F. M. Willems and J. J. Wuijts, "A pragmatic approach to shaped coded modulation," in *Proc. IEEE Symp. on Veh. Techn.*, 2002.
- [30] R. F. Fischer, "Calculation of shell frequency distributions obtained with shell-mapping schemes," *IEEE Trans. Inf. Theory*, vol. 45, no. 5, pp. 1631–1639, 1999.
- [31] A. Alvarado and E. Agrell, "Four-Dimensional Coded Modulation with Bit-Wise Decoders for Future Optical Communications," *Journal of Lightwave Technology*, vol. 33, no. 10, pp. 1993–2003, May 2015.
- [32] G. Böcherer, "Optimal non-uniform mapping for probabilistic shaping," in *Proc. Int. ITG Conf. Source Channel Coding*, 2013.
- [33] F. Gray, "Pulse code communication," U. S. Patent 2 632 058, 1953.
- [34] "LS on channel coding," 3GPP TSG RAN WG1 Meeting, R1-1715317, Prague, Czech Republic, Tech. Rep. 90, Aug. 2017.