

Self-healing Routing and Other Problems in Compact Memory

Armando Castañeda

Instituto de Matemáticas, UNAM, Mexico

Jonas Lefèvre

Computer Science, Loughborough University, UK

Amitabh Trehan *

Computer Science, Loughborough University, UK

Abstract

This paper looks at the question of designing distributed algorithms for the setting of *compact memory* i.e. sublinear (in n - the number of nodes) bits for connected networks of arbitrary topologies. The nodes in our networks may have much lower internal memory (say, $O(\text{poly } \log n)$) as compared to the number of their possible neighbours (say, $O(n)$). This implies that a node needs to run the algorithm and do computations without being even able to store the states or IDs of all its neighbours. Towards this end, we introduce the Compact Memory Passing model (CMP)- the standard message passing model at a finer granularity where a node can interleave reads and writes with internal computations, using a port only once in a synchronous round. This is required for meaningful computations due to the low memory requirement and is somewhat akin to a distributed network with nodes executing streaming algorithms. We believe this model captures features of large networks of small memory devices (e.g. the Internet of Things (IOT)) and initiates research into theoretical foundations in this area.

Compact Routing Messages in Self-Healing Trees (Distributed Computing 2017) introduced the compact self-healing routing algorithm *CompactFTZ* assuming ‘regular’ memory for preprocessing and posed the problem of its compact preprocessing. We solve this problem and, hence, introduce the first fully compact self-healing routing algorithm. In the process, we also give independent fully compact algorithms for the Forgiving Tree [PODC 2008] Thorup-Zwick’s tree based compact routing [SPAA 2001], and fundamental problems of leader election, tree constructions and traversals (BFS, DFS, spanning trees and convergecast). Our nodes have only $O(\log^2 n)$ local memory but the preprocessing can be accomplished using $O(\log n)$ bits sized messages (as in the CONGEST model). We also give a faster solution for $O(\log n)$ bits sized messages.

*Corresponding Author. Telephone: +447466670830 (Cell), email: a.trehan@lboro.ac.uk. J. Lefevre and A. Trehan were supported in this research by the EPSRC first grant ref: EP/P021247/1: Compact Self-Healing and Routing Over Low Memory Nodes (COSHIER)

1 Introduction

Networks have permeated every sphere of our lives. They have grown ever larger in scale, application and reach. Large networks of low memory devices such as the *Internet of Things (IOT)* are expected to introduce billions of very weak devices that will need to solve distributed computing problems to function effectively. In this paper, we attempt to formalise the development of distributed algorithms for such a scenario of large networks of low memory devices. We introduce the Compact Memory Passing (CMP) model, the standard synchronous message-passing model at a finer granularity where each process can interleave reads from and writes to its ports with internal computation using its low ($o(n)$) memory. The network can be viewed as a network of machines locally executing streaming algorithms augmented with communication capability. As a main result, we develop the first fully distributed compact self-healing routing algorithm in the process solving several classic problems in the CMP model, such as leader election (by flooding), DFS and BFS spanning tree construction and traversal, convergecast and others.

The paper [8] introduced the self-healing compact routing algorithm CompactFTZ that allows routing messages between nodes even in the presence of node deletions, while requiring only $O(\log^2 n)$ bits local memory and packet headers, where n is the number of nodes in the network. Compact routing, by definition, works in $o(n)$ memory. Here, we define local memory as *compact* if it is $o(n)$ and by extension, an algorithm as *compact* if it works in compact memory. CompactFTZ is a combination of the *compact* self-healing algorithm CompactFT [8] with TZ [8] (a version of tree routing from [44]). However, these algorithms suffered from the drawback that their preprocessing phases still required regular (non compact) memory and, thus, were not fully compact. Hence, [8] proposed two related open questions: *Q1: Can we do the preprocessing of TZ, CompactFT and CompactFTZ in compact memory?*, and, *Q2: What problems can or cannot be solved in compact memory?* In this paper, we answer Q1 by providing such compact algorithms, hence, also shedding some light on Q2.

Our model and solution concept: In brief, we assume that our network is initially a connected graph over n nodes. Each node has a number of uniquely identified ports to communicate with its neighbours. Nodes have $o(n)$ bits of internal memory (We only need $O(\log^2 n)$ for the algorithms in this paper). Since a node may have $O(n)$ neighbours, note that a node may not even be able to internally store the IDs of all of its neighbours. Also, the size of the messages are limited to the memory size (in fact, we only need $O(\log n)$ bits sized messages). In standard synchronous message passing, in every round, a node reads the messages of all its neighbours, does some internal computation and then outputs messages. Due to insufficient internal memory, we modify the standard model to have processing interleaved with reads and writes as long as each port is read and written to at most once in a round. Hence, a round may look like $pr_1pr_3pw_2pw_1pr_2 \dots$ where p, r and w stand for processing, reading and writing (subscripted by port numbers). As mentioned, this resembles a network of machines locally executing streaming algorithms. The order of reads may be determined by the node ((self) deterministic reads) or by an adversary (adversarial reads). We call this the Compact Memory Passing model (CMP).

Note that the standard message passing model may be considered a special case of CMP and, if memory permits, the nodes can execute the same standard message passing solutions. Our self-healing algorithms work in the *bounded memory deletion only self-healing model* [8, 45] where in every round, an omniscient adversary removes a node but the nearby nodes react by adding new connections to self-heal the network. The detailed model is given in Section 2.

We view our algorithms as addressing two distinct (but related) challenges. The first is that the processing after each read is constrained being a function of the (memory limited) node state and the last read leading to an output which may be stored or packaged as a new message. We will refer to such a function as a *local compact function*. These may be simple functions (e.g. maximum of values seen) or challenging to design (such as outputting the neighbourhood of a labelled binary tree as in Section 5.1). The second challenge is to design, what we call, a *compact protocol* that solves the distributed problem of passing messages to efficiently solve the chosen problem in our model.

Our results: Our results are twofold. Firstly, we introduce the model CMP and give solutions for some basic algorithms in this model as summarised in Table 1. In this paper, we do not seek to prove optimality or lower bounds in this model but present these early solutions. Secondly, we solve preprocessing for TZ, CompactFT and CompactFTZ as summarised in the theorem 1.1 leading to fully compact routing, self-healing and self-healing routing solutions (In conjunction with [8]) as Corollaries 1.2 to 1.4. In Section 5.1, we also give a compact function for outputting the

neighbourhood of a node of a labelled binary tree (too big to fit into the memory) which may be of independent interest (Lemma 5.6).

Algorithm	Internal memory	Time (# rounds)	# messages	In Paper
Leader Election by flooding	$O(\log n)$	$O(D)$	$O(m)$	Section 3
BFS Spanning Tree Construction	$O(\log n)$	$O(D)$	$O(m)$	Section 4.1
(regular) Convergecast	$O(\log n)$	$O(D)$	$O(n)$	Section 4.2
Compact DFS tree construction	$O(\log n)$	$O(m)$	$O(m)$	Section 4.3
Weight labelling with convergecast	$O(\log n)$	$O(D)$	$O(D \cdot n)$	Section 4.2
‘Light’ Path by BFS construction	$O(\log^2 n)$	$O(D)$	$O(m)$	Section 4.3
Wills (w/ half-full tree labelling) setup (deterministic reads)	$O(\log^2 n)$	$O(1)$	$O(n)$	Section 5.2
Wills (w/ half-full tree labelling) setup (adversarial reads)	$O(\log n)$	$O(\Delta)^\dagger$	$O(n \cdot \Delta)$	Section 5.3

$^\dagger \Delta$: Upper bound on number of ports of a node

Table 1: Summary of the algorithms in the CMP model in this paper. Results apply to both deterministic and adversarial reads unless otherwise indicated.

Theorem 1.1. *In the Compact Memory Passing model, given a connected synchronous network G of n nodes and m edges with $O(\log^2 n)$ bits local memory:*

1. *Preprocessing of algorithm TZ (with deterministic or adversarial reads) can be done in $O(m)$ time with $O(m)$ messages of size $O(\log^2 n)$ or $O(mD)$ messages of size $O(\log n)$ bits.*
2. *Preprocessing of algorithms CompactFT can be done in $O(D)$ time and $O(m)$ messages, or $O(D + \Delta)$ time and $O(m + n\Delta)$ messages, with deterministic or adversarial reads respectively, with messages of $O(\log n)$ bits size.*
3. *Preprocessing of algorithm CompactFTZ can be done in $O(m)$ time and $O(m)$ $O(\log^2 n)$ size (or $O(mD)$ $O(\log n)$ size) messages, or $O(m + \Delta)$ time and $O(m + n\Delta)$ $O(\log^2 n)$ size (or $O(mD + n\Delta)$ $O(\log n)$ size) messages, with deterministic or adversarial reads respectively.*

where Δ is an upper bound on the number of ports of a node

Corollary 1.2. *There is a fully compact routing scheme compact TZ for a network of nodes with $O(\log^2 n)$ bits memory, $O(\log n)$ bits routing tables, and $O(\log^2 n)$ bits labels and messages size.*

Corollary 1.3. *There is a fully compact self-healing algorithm compact CompactFT for a network of nodes with $O(\log n)$ bits memory and message size using $O(1)$ time and $O(\delta)$ messages per healing phase, where δ is the highest degree of a node involved in the healing.*

Corollary 1.4. *There is a fully compact self-healing routing algorithm CompactFTZ for a network of nodes with $O(\log^2 n)$ bits internal memory.*

1.1 Related work

Earlier works have looked at various memory settings in distributed networks. In [19], Emek and Wattenhofer study what can be computed in distributed manner using weak computational devices with constant local memory. They introduce the *network finite state machine* model in which weak nodes communicate in an asynchronous network. In every round of communication, any node only broadcast a symbol taken from a constant size alphabet and each time it reads its ports (all of them), only obtains the number of occurrences of each symbol up to some constant d , namely, the node can only distinguish number of occurrences less or equal than d . It is shown in [19] that there are probabilistic solutions to MST and 3-coloring of trees in this model. In the *beeping* model of communication [12], nodes execute synchronous rounds, and in any round, each process decides to “beep” and send but not receive or to stay silent and listen. A node that listens obtains a single bit encoding if at least one of its neighbours beeped in that round. Gilbert and Newport [23] have shown that there are probabilistic solutions to the leader election problem in the beeping model for

the complete graph topology, in which each node is a state machine with constant states. The aforementioned solutions in [23] imply compact probabilistic solution in our CMP model.

As far as we know, the computational power of the CONGEST models ($O(\text{poly log } n)$ sized messages) [38] has never been studied when the local memory of the nodes too is restricted. However, Drucker et al. [15] have studied the difference between nodes performing only broadcasts or doing unicast, showing that the unicast model is strictly more powerful. Becker et al. [6] have also studied the general case in which each node is restricted to sent a number of distinct messages in any round.

The concept of compact routing was pioneered by a number of well known papers (Santoro and Khatib [41], Peleg and Upfal [39] and Cowen [11]) trading stretch (factor increase in routing length) for memory used. Several papers followed up with improvements on the schemes (cf. Thorup and Zwick [44], Fraigniaud and Gavoille [20], and Chechik [9]). These schemes are made of two parts: a local preprocessing phase in which labels and routing tables are computed, and a distributed phase in which the actual routing algorithm runs. Thus, these algorithms are in a sense not fully distributed but could be made distributed by making the preprocessing distributed. Starting with [2, 17, 21, 33, 34], there has been research on efficient implementations of the preprocessing phase in the CONGEST model (e.g. [3]). However, these algorithms may not be compact (i.e. using $o(n)$ local memory) even though the resulting routing scheme may be compact. Elkin and Neiman [18] claim a fully compact distributed routing algorithm using low memory in both the preprocessing and routing phases. However, [18] and related solutions are probabilistic. Our solution, on the other hand, is deterministic while also handling self-healing routing despite node failures, though we only handle tree based routing schemes in this work (unlike [18] etc).

Finally, dynamic network topology and fault tolerance are core concerns of distributed computing [1, 35] and various models, e.g., [27], and topology maintenance and self-* algorithms abound [7, 13, 14, 26, 28, 22, 5, 16, 4, 31, 10, 32]. The self-healing model was introduced in [25, 46] leading to a variety of self-healing topology maintenance algorithms [36, 37, 24, 45, 42, 40]. CompactFT [8] is a compact variant of the ForgivingTree [25]. One of the central techniques used in these topological self-healing algorithms is the concept of a reconstruction structure based on graph families such as balanced binary search trees [25], half-full trees [24], random r -regular expanders [37], and p -cycle deterministic expanders in [36]. Of particular interest is the half-full tree for which we derive a compact function in this paper.

1.2 CompactFTZ overview and paper layout

CompactFTZ [8] can be seen as a composition of a compact routing scheme ($S_1 = \text{TZ}$) and a compact self-healing algorithm $A = \text{CompactFT}$ with a routing scheme (S_2) such that messages seamlessly use S_1 over the undamaged network and S_2 (= binary search traversal) over the self-healed network delivering to nodes that are still alive (Figure 1b). Indeed, this is a generic method to construct a scheme with appropriate S_1 , S_2 and A . Both algorithms have distinct preprocessing phases and the composition (i.e. CompactFTZ) has to combine these carefully. A brief overview of TZ, CompactFT and CompactFTZ follows. Algorithm 1a gives an overview with particular reference to compact preprocessing (a solution to which we show in this paper). These algorithms work on rooted spanning trees so we begin with a simple Leader Election algorithm (Section 3). TZ is postorder variant of the tree routing scheme of [44]. On a rooted spanning tree (say, BFS tree) of the network, each node is marked as *heavy* or *light* depending if it heads a subtree with more than b^{th} (a constant) fraction of its parent's descendants. A node stores the list of its (at most b) heavy children in an array H with the corresponding ports in an array P making a routing table. This is followed by a DFS traversal prioritised by heavy children - the nodes are now labeled by their DFS numbers. Lastly, the path through light nodes (at most $O(\log n)$) from the root for every node is appended to its label and a node's 'light level' is stored. This gives a compact routing scheme where every message with the target label can be successfully routed. This preprocessing is shown in Algorithm 1a steps 1- 5 (Sections 4.1 - 4.4).

CompactFT [8] is a compact version of ForgivingTree [25]. CompactFT begins with a BFS spanning tree. On adversarial deletion of a node, the network is fixed by replacing the deleted subgraph by a *Reconstruction Tree* (RT). The RT is a subgraph of virtual nodes simulated by the deleted node's neighbours. The topology of the RT is important to guarantee the self-healing properties of connectivity, low degree increase and distances. A node's RT is called its Will and relevant portions (Willportions) are distributed to its neighbours in advance. CompactFT's RT is a labelled

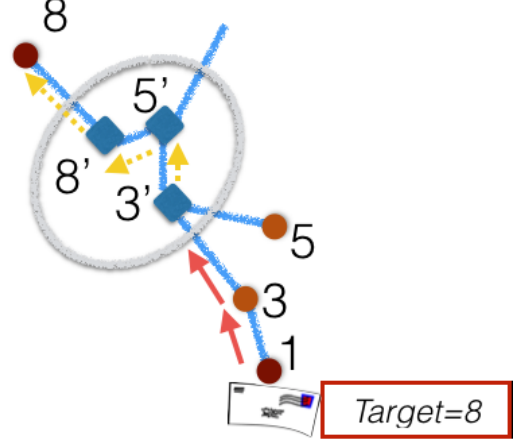
Compact Preprocessing:

- 1: Given a distinguished node v (e.g. by compact leader election (Section 3))
- 2: $T_a \leftarrow$ A BFS spanning tree of graph G_0 (Section 4.1)
- 3: $T_b \leftarrow$ Setup of TZ *heavy arrays* by *compact convergecast* of T_a (Section 4.2)
- 4: $T_c \leftarrow$ DFS traversal and labelling (renaming) of T_b (Section 4.3)
- 5: $T_d \leftarrow$ Setup of TZ *light levels* by BFS *traversal* of T_c (Section 4.4)
- 6: $T_e \leftarrow$ Setup of CompactFT *wills* (Section 5)

Compact self-healing routing:

- 1: **while true do**
- 2: *Self-healing:* Adversary deletes node, repair with CompactFT ([8])
- 3: *Routing:* Deliver over regular network ('real' nodes) using scheme TZ or over healed network ('virtual' nodes) using BST traversal ([8])
- 4: **end while**

(a) Outline of CompactFTZ with preprocessing



(b) Message sent from node 1 to node 8: solid arrows over original real nodes (round shaped) and dashed arrows over healed network (virtual nodes - square shaped). The subgraph in the oval is the *Reconstruction Tree* (RT) formed of the virtual nodes simulated by the neighbours of a deleted node. The RT is also referred to as the *will* of the deleted node.

Figure 1: Compact Self-Healing Routing (COSHER) [8]

balanced binary search tree (Figure 1b shows this labelled RT). In fact, our trees are labelled half-full trees (hafts) [24] which are recursively defined as a binary tree whose every non-leaf node has a complete full tree as the left subtree and a haft as the right subtree. Figure 2 depicts CompactFT wills and half-full trees. Section 5.1 gives a compact function for outputting the neighbourhood (hence, Willportion) of any node of a haft given its label without generating the haft itself. This function is of independent interest. Algorithm 1a steps 1,2 and 6 do this preprocessing whose costs differ according to how node reads are scheduled (deterministic or adversarial). Finally, when done in order, Algorithm 1a steps 1 to 6 achieve CompactFTZ preprocessing (Theorem 1.1). All steps need only $O(\log n)$ sized messages (but light paths can be computed faster with $O(\log^2 n)$ size messages).

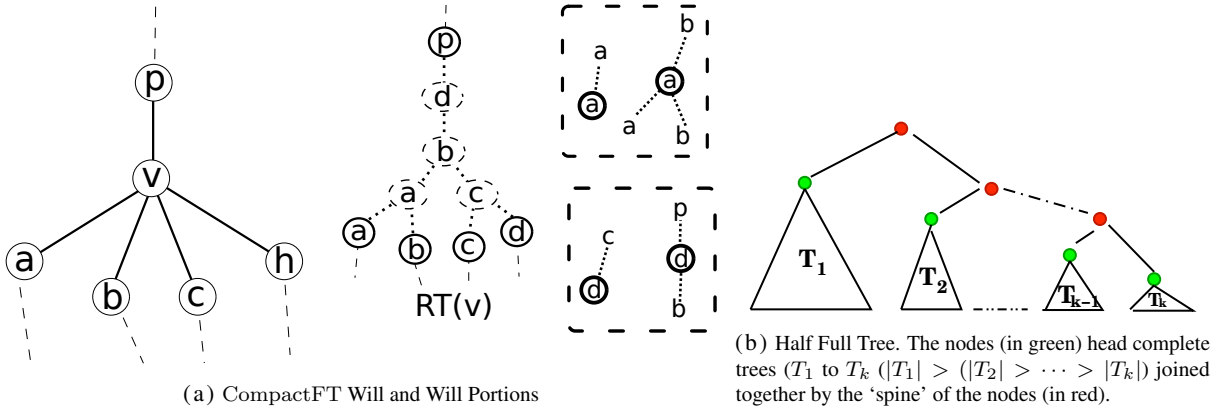


Figure 2: CompactFT Wills

2 Model

We assume a connected network of arbitrary topology represented by an undirected graph $G = (V, E)$ with $|V| = n$ and $|E| = m$ for n nodes and m bidirectional links. Every node has *compact* internal memory (of size $k = o(n)$), a *unique id* and a collection of *ports* (interfacing with the bidirectional links) each with a locally unique *port-id*. Each port has an *in-buffer* that can be read from and an *out-buffer* that can be written to. Note that the ports need not be physical devices but even uniquely identifiable virtual interfaces e.g. unique frequencies in wireless or sensor networks. Also, the neighbours need not be on contiguous ports i.e. there may be ‘dead’ ports interspersed with live ones. This may happen, for example, when even though starting from contiguous ports, certain neighbours get deleted (as in our self-healing scenarios) or subnetworks (e.g. spanning trees) are generated from the original network. Therefore, our algorithms have to be aware of such ‘dead’ ports. For this work, we assume a synchronous network i.e. the communication between the nodes proceeds in synchronous rounds.

2.1 Compact Memory Passing model

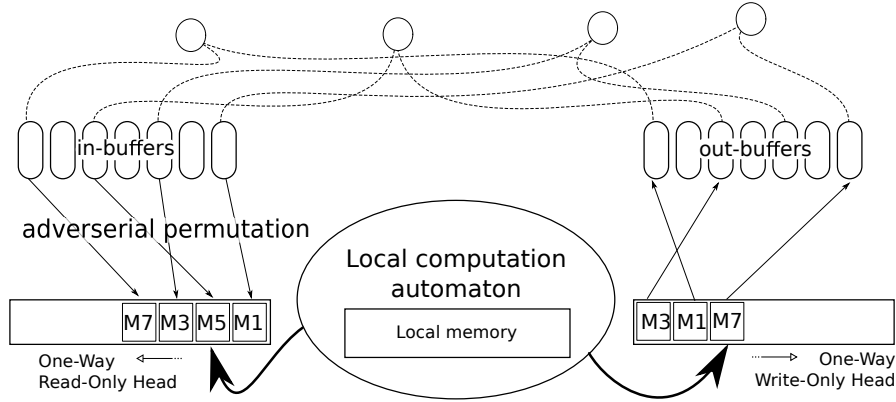


Figure 3: The CMP model can be viewed as each node executing an online turing machine with read-only input and write-only output tapes specifying connections to neighbours

In this work, we are interested in overcoming the assumption of unlimited computation power of nodes by restricting their internal memory. This is a natural condition for many real life networks such as the increasingly prevalent networks of low memory devices as in the Internet of Things (IOT), and for applications such as compact routing (which limit memory usage). The main criteria is to limit node memory to $o(n)$. We do not ask for a bound on the degree of nodes in the network. This implies that a node may not be even able to store the IDs of all its neighbours in its internal memory if it has $o(n)$ memory. A parametrised version would be a (B, S) -compact model where B is the local memory size and S is the maximum size of a message exchanged at each edge. For example, we could be interested in a sublinear CONGEST model with $B = O(\log n)$ and $S = O(\log n)$. Notice that S can not exceed B since a node needs to generate the message in its internal memory before sending it. The case of $(O(\log^2 n), O(\log n))$ -compact would be naturally interesting since this would be comparable with the standard CONGEST model (with low internal memory) while allowing applications such as compact routing. Since a node might not be able to store all the information sent to it in a round of communication, to allow meaningful computation in compact memory, we need to revisit the standard message passing model (at a finer granularity). Hence, we introduce the Compact Memory Passing (CMP) model and its variants.

In the standard synchronous message passing model, nodes are assumed to have unlimited computation. In each round, a node reads all its ports, possibly copying received messages to internal memory, processing the inputs preparing messages which are then written to the ports for transmission. However, our nodes having compact memory cannot store the inputs (or even IDs) of their neighbours. Hence, we propose the following model with a streaming style computation.

Compact Memory Passing (CMP): Communication proceeds in synchronous rounds. Internally, in every round, every node v executes a sweep of its ports fulfilling the following conditions:

1. *Mutable reads condition*: If a read is executed on an in-buffer, the value in that buffer is cleared i.e. not readable if read again.
2. *Fair interleaving condition*: In a sweep, v can read and write to its ports in any order interleaving the reads and writes with internal processing i.e. $pr_i pw_{i'} r_j pw_{j'} p \dots$, where p, r and w stand for processing (possibly none), reading and writing (subscripted by port numbers (i, i', j, j', \dots)). For example, $pr_1 pr_2 pw_2 pw_1 p \dots$ are valid orders. Note that the memory restriction bounds the local computation between reads and writes in the same round. We say that such computations are given by *locally compact functions* where a locally compact function takes as input the previous read and the node state to produce the next state and message(s). e.g. in the extreme case constant local memory allows only a constant the local computation between reads and writes is constant too.
 - (a) *(self) deterministic reads*: v chooses the order of ports to be read and written to provided that in a sweep, a port is read from and written to at most once. Note that the node can adaptively compute the next read based on previous reads in that sweep.
 - (b) *adversarial reads*: An adversary decides the order of reads i.e. it picks one of the possible permutations over all ports of the node. The order of writes is still determined by the node v itself. A special case is a *randomized adversary* that chooses a random permutation of reads. A *strong adversary* can adaptively choose the permutation depending on the node state.

We define the following primitives: “**Receive** M from P ” reads the message M from in-buffer P to the internal memory; “**Send** M via P ” will write the message M to the out-buffer of port P and “**Broadcast** M ” will write the message M on every port of the node for transmission. Since condition 2 limits writes to one per port, we also define a primitive “**Broadcast** M except $listP$ ” which will ‘send’ the message on each port except the ones listed in $listP$. This can be implemented as a series of Sends where the node checks $listP$ before sending the message. Notice that $listP$ has to be either small enough to fit in memory or a predicate which can be easily computed and checked. For ease of writing, we will often write the above primitives in text in a more informal manner in regular English usage i.e. receive, send, broadcast, and ‘broadcast except to ...’ where there is no ambiguity. A message is of the form $\langle \text{Name of the message, Parameters of the message} \rangle$.

The model can be viewed as each node executing an online Turing Machine [29, 43]. An adversary (or the algorithm itself) chooses a permutation of the in-buffers and creates a (virtual) one-way read-only tape containing the input (ref. Figure 3). The node reads blocks of size at most S , uses its automaton and the attached local memory of size B – recall that $B = \Omega(S)$. It outputs, at any time, on a (virtual) one-way write-only tape containing the concatenation of the out-buffers. Recall that wrt an online Turing Machine, an agent is more powerful than a Finite State Automaton only if $B = \Omega(\log n)$ [43].

3 Warm up: Leader Election by Flooding

As a warm up, let us look at implementing flooding and using it to elect a leader in our model. Assume that a node v has a message M in its memory that it needs to be flooded on the network. Node v simply executes the primitive *Broadcast* M (Sec. 2.1): v sweeps through its ports in order copying M to every port to be sent out in the next round. In the next round, all nodes, in particular, the neighbours of v read through their ports in deterministic or adversarial order and receive M from v (Sec. 2.1). M is copied to the main memory (noting all nodes have the same working memory size) and subsequently M is broadcast further. To adapt the flooding algorithm for leader election, assume for simplicity that all nodes wake up simultaneously, have knowledge of diameter (D) and elect the highest ID as leader. Since every node is a contender, it will broadcast its own ID: say, v broadcasts M_v (message with ID v) in the first round. In the next round, every node will receive a different message from its neighbours.

Since a node may have a large number of neighbours, we cannot copy all these IDs to the main memory (as in standard message passing) and execute a function to get the maximum ID. Instead, we will now use the interleaved

n nghbr :	the total number of neighbours	(already set)
IsLeader :	a boolean to recognise the root of the tree	(set by Alg.3.1)
LeaderId :	the Id of the root of the tree	(set by Alg.3.1)
parent and parent_port :	the ID and port of the parent in the BFS tree	(set by Alg.4.1)
n_child :	the number of node that accepted the node as parent	(set by Alg.4.1)
wt :	the weight of the node	(set by Alg.4.2)
IsHeavy :	a boolean to say if the node is an heavy child (of its parent)	(set by Alg.4.2)
H and P :	the lists of heavy node Id (H) and port (P) (both of length $ H $)	(set by Alg.4.3)
fst_port :	a port id	(set by Alg.4.3)
nxt_port :	the ID of one port from the parent	(set by Alg.4.3)
i_child :	an integer representing the position of the node in the list of the children of its parent	(set by Alg.4.3)
last :	the ID of last used port	(set by Alg.4.3)
NewId :	the new ID given by the server	(set by Alg.4.3)
Min :	the smallest of the new ID among all the node in the subtree	(set by Alg.4.3)
Node :	list of needed node informations: a counter of uses, the node ID and the port ID	(set by Alg.5.4)
Will :	list of partially computed will parts	(set by Alg.5.4)

Table 2: Table of variables of a node (used by the algorithms in Sections 3 to 5)

Algorithm 3.1 Leader Election By Flooding Rules :

Init : <i>IsLeader</i> \leftarrow true <i>LeaderId</i> \leftarrow <i>MyId</i> broadcast \langle <i>LEADER</i> , <i>myId</i> \rangle	Receive \langle <i>LEADER</i> , <i>Id</i> \rangle from port <i>X</i> : if <i>Id</i> $>$ <i>LeaderId</i> then <i>IsLeader</i> \leftarrow false <i>LeaderId</i> \leftarrow <i>Id</i> <i>update</i> \leftarrow true end if
BeginRound : <i>update</i> \leftarrow false	EndRound : if <i>update</i> then broadcast \langle <i>LEADER</i> , <i>LeaderId</i> \rangle end if

processing in a streaming manner to find the maximum ID received in that round. Assume that a node v has a few neighbours $\{a, b, d, f, \dots\}$ and the reads are executed in order r_b, r_d, r_a, \dots and so on. To discover the maximum received ID, v simply needs to compare the new ID read against the highest it has so far: let us call this function \max (this is a *locally compact* function). Therefore, v will now execute in an interleaved manner $r_b \max r_d \max r_a \max \dots$. At the end of the round, v has the maximum ID seen so far. Every node executes this algorithm for D synchronous rounds to terminate with the leader decided. Note the algorithm can be adapted to other scenarios such as non-simultaneous wakeup and knowledge of n (not D) with larger messages or more rounds. Without knowledge of bounds of n or D , an algorithm such as in [30] (Algorithm 2) can be adapted (not discussed in this paper). The pseudocode given as Algorithm 3.1 leads to the local variable *LeaderId* being set to the leader's ID. The local variables of a node used in our algorithms are given in table 2 along with the stage at which they are set to the right value.

4 Some Basic Tree Algorithms and TZ Preprocessing

We present here three distributed algorithms related to trees: (1) BFS traversal and spanning tree construction, (2) convergecast and (3) DFS traversal, tree construction and renaming. We present these independently and also adapting them in the context of TZ , CompactFT and CompactFTZ preprocessing. The general algorithms can be easily adapted for other problems, for example, the BFS construction can be adapted to compute compact topdown recursive functions, convergecast for aggregation and bottom-up recursive functions and DFS to develop other priority based algorithms. We defer some proofs, details and pseudocode to the appendix.

4.1 Breadth First Traversal and Spanning Tree Construction

Algorithm 4.1 BFS Tree construction Rules :

<pre> Init : if <i>IsLeader</i> then broadcast $\langle JOIN, Id(Root) \rangle$ end if Receive $\langle YES \rangle$ from X: $n_child++$ if $count + n_child + 1 == n_nghbr$ then Terminate end if if $n_child == n_nghbr$ and <i>IsLeader</i> then Terminate end if </pre>	<pre> Receive $\langle JOIN, Id \rangle$ from port X: if $parent == \perp$ then $parent \leftarrow Id$; $parent_port \leftarrow X$ send $\langle YES \rangle$ via X broadcast $\langle JOIN, myId \rangle$ except X else $count++$ end if if $count + n_child + 1 == n_nghbr$ then Terminate end if </pre>
---	--

We assume the existence of a Leader (Section 4). Namely each agent has a boolean variable called *isLeader* such that this variable is set to *False* for each agent except exactly one. This Leader will be the root for our tree construction.

The construction, shown in Algorithm 4.1, follows a classic Breadth First Tree construction. The root broadcasts a *JOIN* message to all its neighbours. When receiving a *JOIN* message for the first time a node *joins* the tree: it sets its *parent* and *parent_port* variables with the node and port ID from the sender, it answers *YES* and broadcasts *JOIN* further. It will ignore all next *JOIN* messages. To ensure termination, each node counts the number of *JOIN* and *YES* messages it has received so far, terminating the algorithm when the count is equal to the number of its neighbours.

Lemma 4.1. *After $O(D)$ rounds, every node has set its parent pointer and reached the state Terminate.*

Proof. The graph network is connected. Therefore a path of length at most D exists between the root and any node v . The root is from the start in the tree. While not all the nodes of the path joined, each round at least one node joins the tree. After D rounds all the nodes of the path have joined.

After joining a node sends a message on each link: *YES* to its parent and *JOIN* to the others. The nodes do not send any other message. This means that each node will receive one message from each link. Each message increments one counter (*count* or *n_child*) except for the accepted *JOIN* message. Eventually the sum of those counters will reach their maximum values and the node will enter **Terminate** state. \square

Lemma 4.2. *There is no cycle in the graph induced by the parent pointers.*

Proof. A node sends a message *JOIN* only if it has already joined the tree. Then a node accepts a *JOIN* message only from a node already inside the tree. If we label the node with the time where they joined the tree, a parent has a time-label strictly smaller than any one of its children. This implies there can not be a cycle.

An other simpler argument is to notice that we have a connected graph with n vertices and $n - 1$ edges (each node has one parent except the root), then it is a tree. \square

Corollary 4.3. *Algorithm 4.1 constructs a BFS spanning tree in $O(D)$ rounds using $O(m) = O(n^2)$ messages overall.*

4.2 Convergecast

Here we present a distributed convergecast algorithm. We assume the existence of a rooted spanning tree: exactly one node is identified as the root (or as a Leader) and every other node points to its parent in the tree. Instead of showing a general convergecast solution, we solve a particular problem using the convergecast. However, our algorithm can be adapted to other problems. Here, we use convergecast to compute a weight for each node in a given spanning tree and to identify heavy and light nodes in the tree. The *weight* of a node v is recursively defined by:

Algorithm 4.2 Weight Computation by Convergecast - Rules :

Init : if $n_child == 0$ then $wt \leftarrow 1$; $continue \leftarrow \text{true}$ send $\langle WT, 1 \rangle$ via <i>parent</i> else $wt \leftarrow 0$; $continue \leftarrow \text{false}$ end if BeginRound : if $continue$ then send $\langle WT2, wt \rangle$ via <i>parent_port</i> end if Receive send $\langle WT', h \rangle$ from X : $IsHeavy \leftarrow h$; $continue \leftarrow \text{false}$ Terminate	Receive $\langle WT, z \rangle$ from X : n_wt++ ; $wt \leftarrow wt + z$ if $n_wt == n_child$ then send $\langle WT, wt, myId \rangle$ via <i>parent_port</i> $continue \leftarrow \text{true}$ end if Receive $\langle WT2, pwt, Id \rangle$ from X : if $n_wt == n_child$ then if $pwt \geq \frac{wt}{b}$ then send $\langle WT', \text{true} \rangle$ via X insert Id in $H(v)$; insert X in $P(v)$ else send $\langle WT', \text{false} \rangle$ via X end if end if
---	--

$$wt(v) = \begin{cases} 1 & \text{if } v \text{ is a leaf} \\ \sum_{u \text{ child of } v} wt(u) & \text{otherwise} \end{cases}$$

Furthermore, for a given positive constant $b \geq 2$, we say a node v with parent p is *heavy* if $wt(v) \geq \frac{wt(p)}{b}$. Otherwise, we say v is *light*.

Algorithm 4.2 computes the weight of the nodes in the tree while also storing the IDs and ports of its heavy children in its lists H and P . It is easy to see that a node can have at most b heavy children, thus H and P are of size $O(\log n)$. To compute if the node is a heavy child, it has to wait for its parent to receive the weight of all its children. The parent could then broadcast or the child continuously sends messages until it receives an answer (message type $WT2$ in Algorithm 4.2). Note the broadcast version will accomplish the same task in $O(D)$ rounds with $O(n\Delta)$ messages, so either could be preferable depending on the graph.

Lemma 4.4. *Algorithm 4.2 accomplishes weights computation in $O(D)$ rounds with $O(nD)$ messages.*

Proof. Let sort the node by their depth in the tree, from 0 for the root to k_0 for some leaf. After round k , all node of depth $k_0 - k + 1$ are done. Then after $k_0 + 1 = O(D)$ rounds, all node are done.

Each node receives one message from each children and send one to its parent. To compute the heavy children there is one more exchange between parent and children. This means that there are only a constant number of messages per edge of the tree. \square

4.3 Depth First Walk And Node Relabelling

The next step in the preprocessing of TZ is to relabel the nodes using the spanning tree computed in the previous section. The labels are computed through a post-order DFS walk on the tree, prioritizing the walk towards heavy children. In Algorithm 4.3, the root starts the computation, sending the token with the ID set to 1 to its first heavy child. Once a node gets back the token from all its children, it takes the token's ID as its own, increments the token's ID and sends to its parent. Note that in our algorithm, each node v has to try all its ports when passing the token (except the port connected to its parent). The reason is that the low memory requirement might prevent v to remember the ports its children are connected to in the spanning tree. Our solution to this problem is to “distribute” that information among the children. This problem is solved while performing the DFS walk. Each node v , being the l -th child of its parent p , has a local variable *next_port*, which stores the port number of p connecting it with its $(l + 1)$ -th child. This *compact* representation of the tree will allow us to be round optimal in the next section.

Algorithm 4.3 DFS Traversal Renaming Rules :

```
Init :
   $Min \leftarrow +\infty$  ;  $fst\_port \leftarrow \perp$ 
  if  $IsLeader$  then
     $i \leftarrow 0$  ;  $j \leftarrow 0$ 
    if  $|H| \geq i$  then
      send  $\langle RN, 1 \rangle$  via  $P(i)$ 
    else
      while  $j$  not connected do
         $j \leftarrow j + 1$ 
      end while
      send  $\langle RN, 1 \rangle$  via port  $j$ 
    end if
  end if

Receive  $\langle RN, NextId \rangle$  from  $X$ :
  // Descending token
  if  $X == parent\_port$  then
     $i \leftarrow 0$  ;  $j \leftarrow 0$ 
    if  $|P| \geq i$  then
      // Send to an heavy child first
      send  $\langle RN, NextId \rangle$  via  $P(i)$ 
    else
      // there is no heavy child
      while  $j < \Delta$  and ( $j$  not connected or  $j \in P$  or
         $j == parent\_port$ ) do
         $j \leftarrow j + 1$ 
      end while
      if  $j == \Delta$  then
        // No child, sending back the token
         $NewId \leftarrow nextId$ 
         $Min \leftarrow NewId$ 
        send  $\langle RNUP, true, NewId, NextId + 1 \rangle$ 
          via  $parent\_port$ 
      else
        send  $\langle RN, NextId \rangle$  via port  $j$ 
      end if
    end if
  else
    // the message didn't come from  $parent$ 
    send  $\langle RNUP, false, -1, NextId \rangle$  to  $X$ 
  end if

Receive  $\langle NEXT\_PORT, p, k \rangle$  from  $X$ :
  if  $X == parent\_port$  then
     $next\_port = p$  ;  $i\_child = k$ 
    Terminate
  end if

Receive  $\langle RNUP, IsChild, mI, NextId \rangle$  from  $X$ :
  // Backtracking token
  if  $IsChild$  then
    if  $fst\_port == \perp$  then
       $fst\_port \leftarrow X$  ;  $Min \leftarrow mI$ 
    else
      send  $\langle NEXT\_PORT, X, i \rangle$  via  $last$ 
    end if
     $last \leftarrow X$  ;  $i \leftarrow i + 1$ 
  end if

  if  $|H| \geq i$  then
    // Send to the next heavy child first
    send  $\langle RN, NextId \rangle$  via  $P(i)$ 
  else
    // there is no more heavy child
    while  $j < \Delta$  and ( $j$  not connected or  $j \in P$  or
       $j == parent\_port$ ) do
       $j \leftarrow j + 1$ 
    end while
    if  $j == \Delta$  then
      send  $\langle NEXT\_PORT, \perp, i - 1 \rangle$  via  $X$ 
       $NewId \leftarrow NextId$ 
      if  $IsLeader$  then
        Terminate
      else
        // No more child, sending back the token
        send  $\langle RNUP, true, Min, NextId + 1 \rangle$ 
          via  $parent\_port$ 
      end if
    else
      send  $\langle RN, NextId \rangle$  via port  $j$ 
    end if
  end if
```

Lemma 4.5. Algorithm 4.3 relabels the nodes in a pre-order DFS walk in $O(m) = O(n^2)$ rounds, using $O(m) = O(n^2)$ messages overall.

Proof. The token walks over the graph by exploring all the edges (not just the tree edges), each edge are used at most 4 times. During each round, exactly one node sends and receives exactly one message. \square

4.4 Computing Routing Labels

With the information computed so far (a leader, a BFS spanning tree, node weights and DFS labels), finally we can produce routing labels in TZ, hence completing the preprocessing. For a node v , its *light path* is the sequence of port numbers for light nodes in the path from the root to v . The routing label of v in TZ is the pair $(NewId, LightPath)$, where $NewId$ is its DFS label and $LightPath$ its light path. Hence, the routing label of the root is empty in its second entry.

Algorithm 4.4 Computing Routing Labels with $O(\log^2 n)$ sized messages:

Receive $\langle RL, P, Y \rangle$ from port X : if $parent_port == X$ then if $IsHeavy$ then $LightPath \leftarrow P$ else $LightPath \leftarrow P \cdot Y$ end if $RoutingLabel \leftarrow (NewId, LightPath)$ for all port Z do send $\langle RL, LightPath, Z \rangle$ via Z end for Terminate end if	Init : if $IsLeader$ then $LightPath \leftarrow []$ $RoutingLabel \leftarrow (NewId, LightPath)$ for all port X do send $\langle RL, LightPath, X \rangle$ via X end for end if
---	--

A simple variant of Algorithm 4.1 computes the routing labels if $O(\log^2 n)$ sized messages are permitted (Algorithm 4.4), otherwise a slower variant can do the same with $O(\log n)$ messages (Algorithm 4.5). For the $O(\log^2 n)$ size variant (Algorithm 4.4), the root begins by sending its path (*empty*) to each port X along with the port number X . When a node receives a message $\langle RL, path, X \rangle$ from its parent, it sets its light path to $path \cdot X$, if it is light, otherwise to $path$ only, producing its routing label. Then, for each port X , it sends its light path together with the port number X . For the $O(\log n)$ size variant (Algorithm 4.5), Every light node receives from its parent the port number it is on (say, port X) and then does a broadcast labeled with X . The root also broadcasts a special message. Ever receiving node appends a received X to its *path* incrementing its light level and terminating when receiving the root's message.

Algorithm 4.5 Computing Routing Labels with $O(\log n)$ sized messages:

Init : $L \leftarrow []$ for all port X do send $\langle PORT, X, IsLeader \rangle$ via X end for if $IsLeader$ then Terminate end if Receive $\langle PORT, Y, isL \rangle$ from port X : if $parent_port == X$ and not $IsHeavy$ then $L \leftarrow Y \cdot L$ if $n_child > 0$ then broadcast $\langle PORT2, Y, isL \rangle$ except $parent_port$ end if else if isL then broadcast $\langle PORT2, \perp, isL \rangle$ except $parent_port$ end if if isL then Terminate end if	Receive $\langle PORT2, Y, isL \rangle$ from port X : if $parent_port == X$ then if $Y \neq \perp$ then $L \leftarrow Y \cdot L$ end if if $n_child > 0$ then broadcast $\langle PORT, Y, isL \rangle$ except $parent_port$ end if end if if isL then Terminate end if
--	---

Lemma 4.6. Algorithm 4.4 computes the routing labels of TZ in $O(D)$ rounds using $O(m)$ messages of $O(\log^2 n)$ size.

Proof. Each node receive at most one message from each neighbors (and take into consideration only the one coming from its parent). And the longest a message can travel is from the root to a leaf. Each node sends only 1 message to the server. This requires then $O(m)$ messages and $O(D)$ rounds. \square

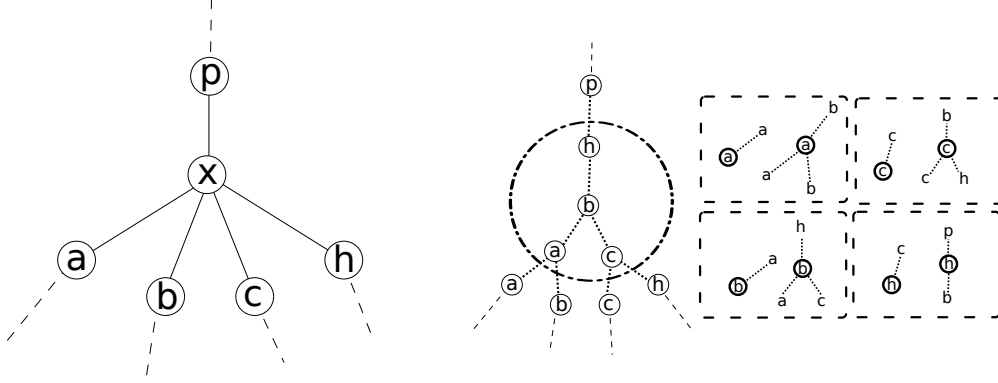


Figure 4: Will portions of the children of node x . Using the IDs of its children, node x constructs its *will*, also called *reconstruction tree*, $RT(x)$. Note that each child appears two times in $RT(x)$. Then, x distributes the *will portions* to its children, i.e., the part of the $RT(x)$ a child belongs to. The collection of will portions is what allows to replace x in case it is deleted (nodes are able to create new edges).

Lemma 4.7. *Algorithm 4.5 computes the routing labels of TZ in $O(D)$ rounds using $O(mD)$ messages of $O(\log n)$ size.*

Proof. During the initialization round, each node sends through each of its ports the corresponding port number. During the first round each node receives those port numbers and considers only the one coming from its parent. If it is a light child, it broadcasts this number in its subtree. This way each node will receive at different times but in order all the chain of ports from a light child from its parent to the root. The messages initiated by the root are special and forwarded even by its heavy children since it is a termination signal.

At each round at most one message is sent on any edge. And the longest travel of a message is from the root to the furthest leaf. Therefore this requires then $O(mD)$ messages and $O(D)$ rounds. \square

5 Compact Forgiving Tree

The compact forgiving tree (CompactFT) is a compact memory algorithm in the self-healing model of computation [8], which maintains a tree after deletions of nodes in the system, one deletion at a time. Generally speaking, the system starts with a tree and each time a node is deleted its neighbors are notified, and after communicating and creating new communication links among them, the remaining nodes maintain a tree. A key component in the algorithm is a distributed non-compact memory preprocessing stage¹ in which, in a single round of communication, each node in the system gathers all IDs from its children in the initial tree, locally produces its *will*, also called *reconstruction tree*, and then, to each child, sends a part of its will, called *will portion* or *subwill*, of size $O(\log n)$ (see Figure 4). This portion of information is what indicates a node what to do when its parent is deleted.

Computing the will with compact memory is a challenging problem as a node might have $\Omega(n)$ neighbors and consequently its will is of size $\Omega(n \log n)$. Thus, if we aim to compute this information in a compact manner, we need a different approach, maybe at the cost of more communication rounds. Remarkably, as we show below, one round is enough to accomplish the same task in the CMP model, with deterministic reads. The solution is made of two components: a *local compact function* in Subsection 5.1 that efficiently computes required $O(\log n)$ sized parts of the $O(\delta \log n)$ sized labelled half-full trees using only $O(\log n)$ memory, where δ is the number of leaves of the half-full tree. and a *compact protocol* in Subsection 5.2 that solves the distributed problem of transmitting the will portions to its children in a single round.

¹ Once the non-compact memory preprocessing stage is completed, each process uses only compact memory during the execution of the algorithm.

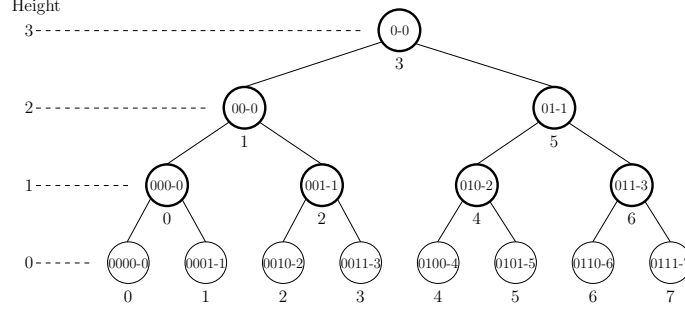


Figure 5: The tree $B(2^3)$ with its labelling ℓ . Each circle shows in its interior the binary identifying the vertex and its decimal value. Near each node appears its label ℓ . Non-leaf nodes correspond to bold line circles.

5.1 Computing Half-Full Trees with Low Memory

Half-full trees [24], redefined below, are the basis for computing the will of a node in CompactFT. At the core of the construction is a labelling of the nodes with good properties that allows to have will portions of size $O(\log n)$ to the children of a node (see Figure 4). Roughly speaking, a half-full tree is made of several full binary trees, each with a binary search tree labelling in its internal nodes. In what follows we show how to compute properties of that labelling using low memory.

5.1.1 Computing labels of full binary trees

Given a power of two, 2^x , consider the full binary tree with 2^x leaves defined recursively as follows. The root of the tree is the string 0, and each node v has left child $v0$ and right child $v1$. It is easy to see that the nodes at height h are the binary representation of $0, \dots, 2^{x-h} - 1$. We write \tilde{v} the integer represented by the chain v . Moreover, for any node v , its left and right children represent the number $2\tilde{v}$ and $2\tilde{v} + 1$, respectively. Let $B(2^x)$ denote the previous tree (see Figure 5). We now define a function ℓ used in CompactFT that labels the nodes of $B(2^x)$ in the space $[0, 2^x - 1]$. Of course the labelling is not proper but it has nice properties that will allow us to compute it using low memory.

Consider a node v of $B(2^x)$. Let h_v denote the height of v in $B(2^x)$. Then, we define ℓ as follows:

$$\ell(v) = \begin{cases} \tilde{v} & \text{if } h_v = 0 \\ 2^{h_v-1} - 1 + \tilde{v} 2^{h_v} & \text{if } h_v \geq 1 \end{cases}$$

In words, if v is of height 0, its label is simply \tilde{v} , otherwise its label is computed using a base number, $2^{h_v-1} - 1$, plus \tilde{v} times an offset, 2^{h_v} . Figure 5 depicts the tree $B(2^3)$ and its labelling ℓ . Note that the internal nodes have a binary search tree labelling.

Lemma 5.1. *Let $B(2^x)$ be a non trivial tree –with $x > 0$.*

- a) *For every vertex v , $\ell(v) \in [0, 2^x - 1]$.*
- b) *For the root r , $\ell(r) = 2^{x-1} - 1$.*
- c) *Consider any $y \in [0, 2^x - 1]$.*
- d) *There is a unique leaf v of $B(2^x)$ such that $\ell(v) = y$. If $y \leq 2^x - 2$, there is a unique non-leaf u of $B(2^x)$ such that $\ell(u) = y$, and there is no non-leaf u of $B(2^x)$ such that $\ell(u) = 2^x - 1$.*

Proof. Let v be a node of $B(2^x)$. As explained above, $\tilde{v} \in [0, 2^{x-h_v} - 1]$. It is clear that $\ell(v) \geq 0$. If $h_v = 0$, then $\ell(v) = \tilde{v} \leq 2^x - 1$. Else, $\ell(v) = 2^{h_v-1} - 1 + \tilde{v} 2^{h_v} \leq 2^{h_v-1} - 1 + 2^{h_v}(2^{x-h_v} - 1) = 2^x - 1 - 2^{h_v-1}$, and hence $\ell(v) < 2^x - 1$ because $h_v \geq 1$.

The root r of $B(2^x)$ has height $h_r = x$ and $\tilde{r} = 0$, hence, by definition, $\ell(r) = 2^{x-1} - 1$.

Now, consider any $y \in [0, 2^x - 1]$. Since all leaves are at height 0, there is a unique leaf v with $\ell(v) = y$.

Suppose that $y \leq 2^x - 2$. There exists a unique interger factorization of $y + 1$ then there exists unique $h \geq 0$ and $p \geq 0$ such that $y + 1 = 2^h(2p + 1)$. This decomposition can be easily obtained from the binary representation

of $y + 1$. By construction, we have $h \leq \log(y + 1) < \log(2^x) = x$ then $h + 1 \leq x$ and we have $2p < 2^{x-h}$ then $p \leq 2^{x-h-1} - 1$. Let consider the unique (non-leaf) node u such that $\tilde{u} = p$ and $h_u = h + 1 \geq 1$. It means that u is the unique node such that $\ell(u) = y$.

Finally, there is no non-leaf u of $B(2^x)$ such that $\ell(u) = 2^x - 1$ because we just prove that each element of $[0, 2^x - 2]$ has a unique inverse image under ℓ . Since the number of non-leaf node is exactly $2^x - 1 = |[0, 2^x - 2]|$, there is no non leaf node u such that $\ell(u) = 2^x - 1$. \square

By Lemma 5.1, when considering the labelling ℓ , each $y \in [0, 2^x - 1]$ appears one or two times in $B(2^x)$, on one leaf node and at most on one non-leaf node. Thus, we can use the labelling ℓ to unambiguously refer to the nodes of $B(2^x)$. Namely, we refer to the leaf v of $B(2^x)$ with label $\ell(v) = y$ as *leaf y* , and, similarly, if $y \leq 2^x - 2$, we refer to the non-leaf u of $B(2^x)$ with label $\ell(u) = y$ as *non-leaf y* . By abuse of notation, in what follows $B(2^x)$ denotes the tree itself and its labelling ℓ as defined above. The following lemma directly follows from the definition of ℓ .

Lemma 5.2. *Let $B(2^x)$ be a non trivial tree, meaning that $x \geq 1$. Consider any $y \in [0, 2^x - 1]$.*

- a) *The parent of the leaf y is the non-leaf $2\lfloor \frac{y}{2} \rfloor$.*
- b) *If $y \leq 2^x - 2$, then let $y = 2^i - 1 + z2^{i+1}$. If $i \leq x - 2$, the parent of the non-leaf y is the non-leaf $2^{i+1} - 1 + \lfloor \frac{z}{2} \rfloor 2^{i+2}$.*
- c) *If $i \geq 1$, the left and right children of the non-leaf y are the non-leaves $2^{i-1} - 1 + 2z2^i$ and $2^{i-1} - 1 + (2z + 1)2^i$, respectively. If $i = 0$, the left and right children of the non-leaf y are the leafs $2z = y$ and $2z + 1 = y + 1$, respectively.*

The proof of Lemma 5.1 shows how to quickly represent a non-leaf node v with $\tilde{v} \in [0, 2^x - 2]$ in its form $\tilde{v} = 2^i - 1 + \lfloor \frac{\tilde{v}}{2} \rfloor 2^{i+1}$ so that one can easily compute its parent and children, using Lemma 5.2. Given a value $y \in [0, 2^x - 1]$, function **SearchBT** in Algorithm 5.1 returns the parent of the leaf node v of $B(2^x)$ and the parent and children of the non-leaf node v' of $B(2^x)$ such that $y = \tilde{v} = \tilde{v}'$. The correctness of the function directly follows from Lemma 5.2. Note that the function uses $o(x)$ memory: $O(\log x)$ bits to represent y and a constant number of variables with $O(\log x)$ bits.

Let $B(2^x, a)$ denote the tree $B(2^x)$ together with the labelling $\ell'(v) = \ell(v) + a$. Clearly, ℓ' labels the nodes of $B(2^x, a)$ in the space $[a, a + 2^x - 1]$. For ease of representation, we use $B(2^x)$ to represent $B(2^x, 0)$ (i.e. $B(2^x)$ with labelling $\ell(v)$) in the discussion that follows.

Remark 5.3. *The left subtree of the root of $B(2^x)$ is $B(2^{x-1})$ and its right subtree is $B(2^{x-1}, 2^{x-1})$. Thus, the left subtree of the root of $B(2^x, a)$ is $B(2^{x-1}, a)$ and its right subtree is $B(2^{x-1}, 2^{x-1} + a)$.*

5.1.2 Computing labels of half-full trees

Half-full trees are the basis for constructing the will portions of the neighbors of a node in CompactFT. Here we want to compute that data using low memory. After recalling the definition of half-full trees, we show how to compute the parent and children of a given node using $O(\log x)$ memory, where x denotes the number of leaves in the half-full tree.

Definition 5.4. [24] *Consider an integer interval $S = [a, b]$. The half-full tree with leaves in S , denoted $HT(S)$, is defined recursively as follows. If $|S|$ is a power of two then $HT(S)$ is $B(|S|, a)$. Otherwise, let 2^x be the largest power of two smaller than $|S|$. Then, $HT(S)$ is the tree obtained by replacing the right subtree of the root of $B(2^{x+1}, a)$ with $HT([a + 2^x, b])$.*

The nodes of $HT(S)$ have the induced labelling ℓ' of every $B(, *)$ recursively used for defining the half-full tree.*

Figure 6 depicts the half-full tree $HT([0, 12])$ and its induced ℓ' labelling. The following lemma states some properties of the ℓ' labelling of a half-full tree.

Lemma 5.5. *Consider a half-full tree $HT([a, b])$.*

- a) *For every node v of $HT([a, b])$, $\ell'(v) \in [a, b]$.*
- b) *For the root r of $HT([a, b])$, $\ell'(r) = 2^x - 1 + a$, where 2^x is the largest power of two smaller than $b - a + 1$.*
- c) *For every $y \in [a, b]$, there is a unique leaf v of $HT([a, b])$ such that $\ell'(v) = y$, and if $y \in [a, b - 1]$, there is a unique non-leaf v of $HT([a, b])$ such that $\ell'(v) = y$.*

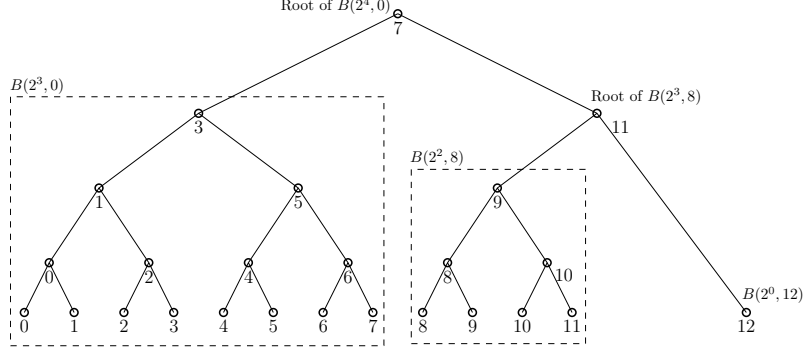


Figure 6: The half-full tree $HT([0, 12])$ with its labeling ℓ' .

Proof. First, it directly follows from Definition 5.4 that for every v of $HT([a, b])$, $\ell'(v) \in [a, b]$. By Lemma 5.1, $2^x - 1$ is the root of $B(2^{x+1})$, and thus $2^x - 1 + a$ is the root of $B(2^{x+1}, a)$, and consequently the root of $HT([a, b])$.

By construction and using Remark 5.3, if $y \in [a, a + 2^x - 1]$, there is a unique leaf v in the right subtree of the root such that $y = \ell(v)$ and for all leaf v' outside this subtree we have $\ell(v') \in [a + 2^x, b]$. By induction on the HF construction, if $y \in [a + 2^x + 1, b]$, there is a unique leaf v in the left subtree of the root such that $y = \ell(v)$ and for all leaf v' outside this subtree we have $\ell(v') \in [a, a + 2^x]$.

By the inductive construction of the $HT([a, b])$, all leaf nodes belongs to one full binary subtree, and all the full binary subtrees cover disjoint intervals. By Remark 5.3, there exists a unique leaf node v such that $\ell(v) = y$. \square

As with full binary trees, by Lemma 5.5, when considering the labelling ℓ' of $HT([a, b])$, each $y \in [a, b]$ appears one or two times in $HT([a, b])$, on one leaf node and at most on one non-leaf node. Therefore, those two nodes in the half-full tree can be unambiguously referred as *leaf node* y and *non-leaf node* y .

The very definition of half-full trees, Definition 5.4, and Lemma 5.5 suggest a natural low memory (sublinear on the size of the interval) recursive function that obtains the parent and children of a node in $HT([a, b])$. Such a function, **SearchHT**, appears in Algorithm 5.2.

Lemma 5.6. *Function **SearchHT**(y, a, b) computes the parent and children of leaf and non-leaf $y \in [a, b - 1]$ in $HT([a, b])$ using $O(\log b)$ space.*

5.2 Computing and distributing will portions in one round

Among other things, in Section 4, we have computed a spanning tree T of the original graph G . Here we present a one-round compact protocol that, for any node x , computes and sends to each child of x in T its corresponding will portion. Let δ denote the number of children of x in T . The will of x is the half-full tree $HT([0, \delta - 1])$, where each label l is replaced with the ID of the l -th child of x in T . Let $RT(x)$ denote this tree with the IDs at its nodes. Thus each child of x with ID y appears two times in y , one as leaf node and one as a non-leaf node, and the subwill of y in $RT(x)$ is made of the parent of the leaf y and the parent and children of the non-leaf y in $RT(x)$. This is the information that x has to compute and send to y . We can efficiently compute the subwill of a child using a slight adaptation of the function **SearchHT** defined in the previous subsection.

The representation of T is compact: x only knows its number of children in T and the port of its first children (the ports of its children do not have to be contiguous). Additionally, the l -th child of x has the port number of x , $next_port$, that is connected $(l + 1)$ -th child of x . In our solution, shown in Algorithm 5.4, x first indicates to all its children to send its ID and $next_port$ so that this data is in the in-buffers of x . Then, with the help of the $next_port$, x can sequentially read a collect the IDs of its children, and in between compute and send will portions. In order to be compact, x has to “forget” the ID of a child as soon as it is not needed anymore for computing the will portion of a child (possibly the same or a different one). For example, if $\delta = 13$, then x uses the half-full tree $HT([0, 12])$ in Figure 6, and the

label l in $HT([0, 12])$ denotes to the l -th child of x in T . After reading and storing the IDs of its first four children (corresponding to 0, 1, 2, 3), x can compute and send the subwill of its first and second children (0 and 1). The leaf 0 in $HT([0, 12])$ has parent non-leaf 0 while the non-leaf 0 has parent non-leaf 1 and children leaf 0 and leaf 1. Similarly, the leaf 1 has parent non-leaf 0 while the non-leaf 1 has parent non-leaf 3 and children non-leaf 0 and non-leaf 2. Moreover, at that point x does not need to store anymore the ID of its first child because (leaf or non-leaf) 0 is not part of any other will portion. An invariant of our algorithm is that, at any time, x stores at most four IDs of its children.

The rules appear in Algorithm 5.4. The algorithm uses function **SubWill**, which computed the subwill of a child node using function the compact function **SearchHT**.

Algorithm 5.1 Calculates the parent and children of leaf and non-leaf $y \in [0, 2^x - 1]$ in $B(2^x)$.

Function SearchBT($y, 2^x$)

```

if  $x = 1$  then
  return  $\langle 0, \perp, 0, 1 \rangle$ 
else
  if  $y = 2^{x-1} - 1$  then
     $\langle P, P', L', R' \rangle \leftarrow \langle 2^{x-1} - 2, \perp, 2^{x-1} - 1 - 2^{x-2}, 2^{x-1} - 1 + 2^{x-2} \rangle$  //  $y$  is the root
  else if  $y < 2^{x-1} - 1$  then
     $\langle P, P', L', R' \rangle \leftarrow \text{SearchBT}(y, 2^{x-1})$  //  $y$  is in the left subtree
  else
     $\langle P, P', L', R' \rangle \leftarrow \text{SearchBT\_shift}(y, 2^{x-1}, 2^{x-1})$  //  $y$  is in the right subtree
  end if
end if
if  $P' = \perp$  then
   $P' \leftarrow 2^{x-1} - 1$  //  $y$  is in the root of one of the two subtrees
end if
return  $\langle P, P', L', R' \rangle$ 

```

Function SearchBT_shift($y, 2^x, a$)

```

 $\langle P, P', L', R' \rangle \leftarrow \text{SearchBT}(y - a, 2^x)$ 
return  $\langle P + a, P' + a, L' + a, R' + a \rangle$ 

```

Algorithm 5.2 Calculates the parent and children of leaf and non-leaf $y \in [a, b - 1]$ in $HF([a, b])$.

Function SearchHT(y, a, b)

```

if  $b - a = 2^x$  for some  $x$  then
  return  $\text{SearchBT\_shift}(y, 2^x, a)$  // The HT is actually a BT
else
   $\langle P, P', L', R' \rangle \leftarrow \perp, \perp, \perp, \perp$ 
   $x = \lfloor \log_2(b - a) \rfloor$  // let  $2^x$  be the largest power of two smaller than  $b - a + 1$ 
   $z = \lfloor \log_2(b - a - 2^x) \rfloor$  // let  $2^z$  be the largest power of two smaller than  $b - a - 2^x$ 
  if  $y = a + 2^x - 1$  then
     $\langle P, P', L', R' \rangle \leftarrow \langle 2^x - 2, \perp, 2^x - 1 - 2^{x-1}, 2^x - 1 + 2^z \rangle$  //  $y$  is the root
  else if  $y < a + 2^{x-1} - 1$  then
     $\langle P, P', L', R' \rangle \leftarrow \text{SearchBT\_shift}(y, 2^{x-1}, a)$  //  $y$  is in the left subtree
  else
     $\langle P, P', L', R' \rangle \leftarrow \text{SearchHT}(y, a + 2^x, b)$  //  $y$  is in the right subtree
  end if
end if
if  $P' = \perp$  then
   $P' \leftarrow 2^{x-1} - 1$  //  $y$  is in the root of one of the two subtrees
end if
return  $\langle P, P', L', R' \rangle$ 

```

Lemma 5.7. *All the subwills are correctly computed and sent in 1 round.*

Algorithm 5.3 Calculates the subwill associate to the child $y \in [0, b - 1]$.

Function SubWill($y, b, parent$)

```

 $\langle P, P', L', R' \rangle \leftarrow \text{SearchHT}(y, 0, b)$ 
 $x = \lfloor \log_2(b) \rfloor$  //  $2^x$  is the largest power of two smaller than  $b$ 
if  $y = b - 1$  then
    //  $y$  is in the root of one of the two subtrees
     $P' \leftarrow parent$ ;  $L' \leftarrow 2^x - 1$ 
else if  $y = 2^x - 1$  then
    //  $y$  is the root
     $P' \leftarrow b - 1$ 
end if
return  $P, P', L', R'$ 

```

Algorithm 5.4 Wills

Init :

```

if DFS walk is over : then
     $current \leftarrow fst\_port$ ;  $k \leftarrow 0$ 
    if not IsLeader then
        send  $\langle MYId, myId, next\_port, i\_child \rangle$  via
         $parent\_port$ 
    end if
end if

```

```

Receive  $\langle WILL, p, p_h, c_l, c_r, bool \rangle$  from  $X$ 
 $nextparent \leftarrow p$ ;  $nextparent \leftarrow p_h$ 
 $nextchild_l \leftarrow c_l$ ;  $nextchild_r \leftarrow c_r$ 
 $heir \leftarrow bool$ 
Terminate

```

Receive $\langle MYId, z, nextPort, _ \rangle$ from $current$:

```

 $Node[k] \leftarrow [0, z, current]$ 
 $Will[k] \leftarrow \text{SubWill}(k, n\_child, parent)$ 
for all  $j \in Will[k] \cup \{k\}$  do
    if  $\max(Will[j]) \leq k$  then
         $p, p_h, c_l, c_r = Will[j]$ 
        send  $\langle WILL, Node[p][1], Node[p_h][1], Node[c_l][1],$ 
         $Node[c_r][1], [n\_child - 1 == k] \rangle$  via  $Node[j][2]$ 
         $free(Will[j])$ 
        for all  $x \in \{p, p_h, c_l, c_r\}$  do
             $Node[x][0]++$ 
            if  $Node[x][0] == 4$  then
                 $free(Node[x])$ 
            end if
        end for
    end if
end for
 $current \leftarrow nextPort$ ;  $k++$ 

```

Proof. By construction, all the children form a chain starting with fst_port and going on via the pointers $next_port$. If those are correct, all the in-buffers corresponding to children are read during this one round. Thus k goes from 0 to $\delta - 1$ and $current$ from fst_port to the last one through every port. This means that for every k , at some point $Node[k]$ and $Will[k]$ are filled.

For each k , $Will[k]$ is freed only after use and $Node[k]$ only after 4 uses. No $Node[k]$ need more than 4 uses.

Let $0 \leq k < \delta$. Let $k_0 \leq k_1 \leq k_2 \leq k_3$ the nodes used in $Will[k]$. Eventually $Node[k_3]$ will be filled. At this point $Node[k_i]$ is filled for $i = 0, 1, 2, 3$ and none of them were freed, since there were still at least one missing use. The subwill can be correctly sent to the k^{th} child.

In conclusion, each child's port is read and each subwill is correctly computed and sent in one round. \square

Lemma 5.8. At any time, the memory contains at most $5 \log \delta$ IDs (node or port) and subwills.

Proof. We define the uncompleted edges as the edges (u, v) such that u is already registered in $Node$ and v is not. For each of those edges we have to remember informations about u (its id, its port id, its subwill with the ids of corresponding nodes (except v , then at most 3 nodes id)). The size of this information is at most 5 Ids of size $O(\log n)$.

If u is linked to the k_0^{th} port and v to the k_1^{th} port, then we have $k_0 \leq k < k_1$. By construction, $k_1 - k_0 = 2^h - \sum_{l=h'}^{h-1} 2^l = 2^{h'}$ for some $0 \leq h' \leq h \leq \log \delta$. For any value of h , there can be only one such edge (this edge being between the port number $2^{h+1} \lfloor \frac{k-2^{h-1}}{2^{h+1}} \rfloor - 2^{h-1} - 1$ and a port whose number is smaller or equal to $2^{h+1} \lfloor \frac{k-2^{h-1}}{2^{h+1}} \rfloor + 3 \cdot 2^{h-1} - 1$). Thus there are at most $\log n$ such edges.

At any moment the total amount of used memory is $O(\log^2 n)$. \square

5.3 Computing and distributing will parts with adversarial reads

The previous protocol works only in the deterministic reads case. However, it can be adapted to the adversarial reads case at the cost of some more rounds. Instead of computing all subwills in one round, we now compute one subwill per round. At round k , a node computes the subwill of its k -th child. To do so, it reads all the ports and stores only the needed IDs for computing the subwill of its k -th child, and then it sends it to the child.

Conclusions and Acknowledgements

In this work, we formalise and give algorithms for networks of low memory machines executing streaming style algorithms developing the first fully compact self-healing routing algorithm. The power of the CMP model we introduced needs to be studied in more detail. Algorithms in the asynchronous CMP model and more efficient/optimal versions should be developed. We are very thankful to Danny Dolev for all the discussions and inspiration for this research.

References

- [1] Hagit Attiya and Jennifer Welch. *Distributed Computing: Fundamentals, Simulations and Advanced Topics*. John Wiley & Sons, 2004.
- [2] Baruch Awerbuch, Amotz Bar-Noy, Nathan Linial, and David Peleg. Improved routing strategies with succinct tables. *J. Algorithms*, 11(3):307–341, 1990.
- [3] Baruch Awerbuch and David Peleg. Routing with polynomial communication-space trade-off. *SIAM J. Discrete Math.*, 5(2):151–162, 1992.
- [4] Surender Baswana and Sandeep Sen. A simple linear time algorithm for computing a $(2k-1)$ -spanner of $o(n^{1+1/k})$ size in weighted graphs. In *ICALP*, pages 384–296, 2003.
- [5] Joffroy Beauquier, Janna Burman, and Shay Kutten. A self-stabilizing transformer for population protocols with covering. *Theor. Comput. Sci.*, 412(33):4247–4259, 2011.
- [6] Florent Becker, Antonio Fernández Anta, Ivan Rapaport, and Eric Rémila. Brief announcement: A hierarchy of congested clique models, from broadcast to unicast. In *Proceedings of the 2015 ACM Symposium on Principles of Distributed Computing, PODC 2015, Donostia-San Sebastián, Spain, July 21 - 23, 2015*, pages 167–169, 2015.
- [7] Andrew Berns and Sukumar Ghosh. Dissecting self-* properties. *Self-Adaptive and Self-Organizing Systems, International Conference on*, 0:10–19, 2009.
- [8] Armando Castañeda, Danny Dolev, and Amitabh Trehan. Compact routing messages in self-healing trees. *Theoretical Computer Science*, 709:2 – 19, 2018. Special Issue of ICDCN 2016 (Distributed Computing Track).
- [9] Shiri Chechik. Compact routing schemes with improved stretch. In *ACM Symposium on Principles of Distributed Computing, PODC '13*, pages 33–41, 2013.
- [10] Zeev Collin and Shlomi Dolev. Self-stabilizing depth-first search. *Information Processing Letters*, 49(6):297 – 301, 1994.
- [11] Lenore Cowen. Compact routing with minimum stretch. *J. Algorithms*, 38(1):170–183, 2001.
- [12] Julius Degeys, Ian Rose, Ankit Patel, and Radhika Nagpal. DESYNC: self-organizing desynchronization and TDMA on wireless sensor networks. In *Proceedings of the 6th International Conference on Information Processing in Sensor Networks, IPSN 2007, Cambridge, Massachusetts, USA, April 25-27, 2007*, pages 11–20, 2007.
- [13] Edsger W. Dijkstra. Self-stabilizing systems in spite of distributed control. *Commun. ACM*, 17(11):643–644, November 1974.
- [14] Shlomi Dolev. *Self-stabilization*. MIT Press, Cambridge, MA, USA, 2000.
- [15] Andrew Drucker, Fabian Kuhn, and Rotem Oshman. On the power of the congested clique model. In *ACM Symposium on Principles of Distributed Computing, PODC '14, Paris, France, July 15-18, 2014*, pages 367–376, 2014.
- [16] Michael Elkin. A near-optimal distributed fully dynamic algorithm for maintaining sparse spanners. In Indranil Gupta and Roger Wattenhofer, editors, *PODC*, pages 185–194. ACM, 2007.

- [17] Michael Elkin and Ofer Neiman. On efficient distributed construction of near optimal routing schemes: Extended abstract. In *Proceedings of the 2016 ACM Symposium on Principles of Distributed Computing, PODC 2016, Chicago, IL, USA, July 25-28, 2016*, pages 235–244, 2016.
- [18] Michael Elkin and Ofer Neiman. Linear-size hopsets with small hopbound, and distributed routing with low memory. *CoRR*, abs/1704.08468, 2017.
- [19] Yuval Emek and Roger Wattenhofer. Stone age distributed computing. In *ACM Symposium on Principles of Distributed Computing, PODC '13, Montreal, QC, Canada, July 22-24, 2013*, pages 137–146, 2013.
- [20] Pierre Fraigniaud and Cyril Gavoille. Routing in trees. In *Automata, Languages and Programming, 28th International Colloquium, ICALP 2001, Proceedings*, pages 757–772, 2001.
- [21] Cyril Gavoille, Christian Glacet, Nicolas Hanusse, and David Ilcinkas. On the communication complexity of distributed name-independent routing schemes. In *Distributed Computing - 27th International Symposium, DISC 2013, Jerusalem, Israel, October 14-18, 2013. Proceedings*, pages 418–432, 2013.
- [22] Debanjan Ghosh, Raj Sharman, H. Raghav Rao, and Shambhu Upadhyaya. Self-healing systems - survey and synthesis. *Decis. Support Syst.*, 42(4):2164–2185, 2007.
- [23] Seth Gilbert and Calvin C. Newport. The computational power of beeps. In *Distributed Computing - 29th International Symposium, DISC 2015, Tokyo, Japan, October 7-9, 2015, Proceedings*, pages 31–46, 2015.
- [24] Thomas P. Hayes, Jared Saia, and Amitabh Trehan. The forgiving graph: a distributed data structure for low stretch under adversarial attack. *Distributed Computing*, pages 1–18, 2012.
- [25] Tom Hayes, Navin Rustagi, Jared Saia, and Amitabh Trehan. The forgiving tree: a self-healing distributed data structure. In *PODC '08: Proceedings of the twenty-seventh ACM symposium on Principles of distributed computing*, pages 203–212, New York, NY, USA, 2008. ACM.
- [26] Amos Korman, Shay Kutten, and Toshimitsu Masuzawa. Fast and compact self stabilizing verification, computation, and fault detection of an MST. In *PODC*, pages 311–320, 2011.
- [27] Fabian Kuhn, Nancy Lynch, and Rotem Oshman. Distributed computation in dynamic networks. In *Proceedings of the 42nd ACM symposium on Theory of computing, STOC '10*, pages 513–522, New York, NY, USA, 2010. ACM.
- [28] Fabian Kuhn, Stefan Schmid, and Roger Wattenhofer. A Self-Repairing Peer-to-Peer System Resilient to Dynamic Adversarial Churn. In *4th International Workshop on Peer-To-Peer Systems (IPTPS), Cornell University, Ithaca, New York, USA, Springer LNCS 3640*, February 2005.
- [29] Martin Kutrib, Julien Provillard, Gyorgy Vaszil, and Matthias Wendlandt. Deterministic one-way turing machines with sublinear space. In *Fundamenta Informaticae*, volume 136, pages 195–208, 01 2013.
- [30] Shay Kutten, Gopal Pandurangan, David Peleg, Peter Robinson, and Amitabh Trehan. On the complexity of universal leader election. *J. ACM*, 62(1):7:1–7:27, 2015.
- [31] Shay Kutten and Avner Porat. Maintenance of a spanning tree in dynamic networks. In Prasad Jayanti, editor, *Distributed Computing*, volume 1693 of *Lecture Notes in Computer Science*, pages 846–846. Springer Berlin / Heidelberg, 1999.
- [32] Shay Kutten and Chhaya Trehan. *Principles of Distributed Systems: 18th International Conference, OPODIS 2014, Cortina d'Ampezzo, Italy, December 16-19, 2014. Proceedings*, chapter Fast and Compact Distributed Verification and Self-stabilization of a DFS Tree, pages 323–338. Springer International Publishing, Cham, 2014.
- [33] Christoph Lenzen and Boaz Patt-Shamir. Fast routing table construction using small messages: extended abstract. In *Symposium on Theory of Computing Conference, STOC'13, Palo Alto, CA, USA, June 1-4, 2013*, pages 381–390, 2013.
- [34] Christoph Lenzen and Boaz Patt-Shamir. Fast partial distance estimation and applications. In *Proceedings of the 2015 ACM Symposium on Principles of Distributed Computing, PODC 2015, Donostia-San Sebastián, Spain, July 21 - 23, 2015*, pages 153–162, 2015.
- [35] N. Lynch. *Distributed Algorithms*. Morgan Kaufmann Publishers, San Mateo, CA, 1996.
- [36] Gopal Pandurangan, Peter Robinson, and Amitabh Trehan. Dex: Self-healing expanders. In *Proceedings of the 2014 IEEE 28th International Parallel and Distributed Processing Symposium, IPDPS '14*, pages 702–711, Washington, DC, USA, 2014. IEEE Computer Society.
- [37] Gopal Pandurangan and Amitabh Trehan. Xheal: a localized self-healing algorithm using expanders. *Distributed Computing*, 27(1):39–54, 2014.
- [38] David Peleg. *Distributed Computing: A Locality Sensitive Approach*. SIAM, 2000.

- [39] David Peleg and Eli Upfal. A tradeoff between space and efficiency for routing tables (extended abstract). In Janos Simon, editor, *Proceedings of the 20th Annual ACM Symposium on Theory of Computing, May 2-4, 1988, Chicago, Illinois, USA*, pages 43–52. ACM, 1988.
- [40] Jared Saia and Amitabh Trehan. Picking up the pieces: Self-healing in reconfigurable networks. In *IPDPS. 22nd IEEE International Symposium on Parallel and Distributed Processing.*, pages 1–12. IEEE, April 2008.
- [41] Nicola Santoro and Ramez Khatib. Labelling and implicit routing in networks. *The computer journal*, 28(1):5–8, 1985.
- [42] Atish Das Sarma and Amitabh Trehan. Edge-preserving self-healing: keeping network backbones densely connected. In *Workshop on Network Science for Communication Networks (NetSciCom 2012), IEEE InfoComm*, 2012. IEEE Xplore.
- [43] Richard Edwin Stearns, Juris Hartmanis, and Philip M Lewis. Hierarchies of memory limited computations. In *Switching Circuit Theory and Logical Design, 1965. SWCT 1965. Sixth Annual Symposium on*, pages 179–190. IEEE, 1965.
- [44] Mikkel Thorup and Uri Zwick. Compact routing schemes. In *SPAA*, pages 1–10, 2001.
- [45] Amitabh Trehan. *Algorithms for self-healing networks*. Dissertation, University of New Mexico, 2010.
- [46] Amitabh Trehan. Self-healing using virtual structures. *CoRR*, abs/1202.2466, 2012.