

Sample Complexity of Total Variation Minimization

Sajad Daei, Farzan Haddadi, Arash Amini

Abstract—This work considers the use of Total variation (TV) minimization in the recovery of a given gradient sparse vector from Gaussian linear measurements. It has been shown in recent studies that there exist a sharp phase transition behavior in TV minimization in asymptotic regimes. The phase transition curve specifies the boundary of success and failure of TV minimization for large number of measurements. It is a challenging task to obtain a theoretical bound that reflects this curve. In this work, we present a novel upper-bound that suitably approximates this curve and is asymptotically sharp. Numerical results show that our bound is closer to the empirical TV phase transition curve than the previously known bound obtained by Kabanava.

Index Terms—sample complexity, total variation minimization, phase transition.

I. INTRODUCTION

COMPRESSED Sensing (CS) is a method to recover a sparse vector $\mathbf{x} \in \mathbb{R}^n$ from a few linear measurements $\mathbf{y} = \mathbf{A}\mathbf{x} \in \mathbb{R}^m$ where $\mathbf{A} \in \mathbb{R}^{m \times n}$ is the measurement matrix. In most cases in practice, the signal \mathbf{x} is not sparse itself but there exists a dictionary such that $\mathbf{x} = \mathbf{D}\boldsymbol{\alpha}$ for some sparse $\boldsymbol{\alpha}$. This is known as synthesis sparsity and the following problem called ℓ_1 minimization in the synthesis form is considered for recovering \mathbf{x} :

$$\min_{\mathbf{z} \in \mathbb{R}^n} \|\mathbf{z}\|_1 \text{ s.t. } \mathbf{y} = \mathbf{A}\mathbf{D}\mathbf{z}. \quad (1)$$

In [1]–[3], recovery guarantees of this problem are studied. In general, one may not be able to correctly estimate $\boldsymbol{\alpha}$ from (1), but can hope for a good approximation of $\mathbf{x} = \mathbf{D}\boldsymbol{\alpha}$ [2]. The second approach to deal with such cases, is to focus on signals that are sparse after the application of an operator called analysis operator $\boldsymbol{\Omega}$ (See e.g. [3]–[5]). In the literature this is known as cosparsity or analysis sparsity. The following problem called ℓ_1 minimization in the analysis form is studied to estimate the signal \mathbf{x} :

$$\min_{\mathbf{z} \in \mathbb{R}^n} \|\boldsymbol{\Omega}\mathbf{z}\|_1 \text{ s.t. } \mathbf{y} = \mathbf{A}\mathbf{z}. \quad (2)$$

A special case of this problem that has great importance in a variety of applications including image processing¹ is the case where $\boldsymbol{\Omega}$ is the one- or two-dimensional difference operator that leads to the total variation (TV) minimization problem which we call P_{TV} from this point on.

Although many results in the CS literature have been established via Restricted Isometry Property (RIP) and Null Space Property (NSP) conditions (e.g. in [1], [6]–[9]), they fail to address gradient sparse² vectors (the rows of the difference matrix do not form a dictionary).

In a separate field of study, it is shown that the problem (2) undergoes a transition from failure to success (known as phase

transition) as the number of measurements increases (e.g. see [10], [11]). Namely, there exist a curve $m = \Psi(s, \boldsymbol{\Omega})$ that the problem (2) succeeds to recover a gradient s -sparse vector with probability $\frac{1}{2}$. Obtaining a bound that approximates this curve has been an important and challenging task in recent years as it specifies the required number of measurements in problem (2) (See for example [11], [12]). This work revolves around this challenge. Specifically, we propose an upper-bound on $\Psi(s, \boldsymbol{\Omega})$ in the case of one dimensional difference operator

$$\boldsymbol{\Omega} = \begin{bmatrix} 1 & -1 & 0 & \cdots & 0 \\ 0 & 1 & -1 & \cdots & 0 \\ & \ddots & \ddots & \ddots & \\ 0 & \cdots & \cdots & 1 & -1 \end{bmatrix} \in \mathbb{R}^{n-1 \times n}.$$

A. Related Works

Despite the great importance of TV minimization in imaging sciences, few works have been established to find explicit formula for the number of measurements required for P_{TV} to succeed [11]–[14]. In [14], Needle et al. transformed two-dimensional signals with low variations into those with compressible Haar wavelet coefficients. Then a modified RIP is considered for \mathbf{A} to guarantee stable recovery. However, their proof does not hold for one-dimensional gradient sparse signals. In [13], a geometric approach based on “escape through a mesh lemma” is used to recover gradient s -sparse vectors from Gaussian measurements. Recently, in [12], Krahmer et al. obtained the number of subgaussian linear measurements in TV minimization based on the mean empirical width [15], [16]. It is not evident from [12]–[14] whether the obtained lower-bound on the number of measurements is sharp. In [11], a lower-bound is derived for TV minimization and its asymptotic sharpness is proved by relating the bound to the normalized Minimum Mean Squared Error (MMSE) of a certain regularized basis pursuit problem (BPDN). In [5], an upper-bound on $\Psi(s, \boldsymbol{\Omega})$ is proposed. The approach is based on generalizing the proofs of [17, Proposition 1] to TV minimization.

B. Outline of the paper

The paper is organized as follows. Section II provides a brief review of some concepts from convex geometry. Section III discusses our main contribution which determines an upper-bound on the sufficient number of Gaussian measurements for P_{TV} to succeed. In Section IV, numerical experiments are presented to verify our theoretical bound. Finally, the paper is concluded in Section V.

¹Piecewise constant images are modeled as low variational functions.

²Low variational signal.

C. Notation

Throughout the paper, scalars are denoted by lowercase letters, vectors by lowercase boldface letters, and matrices by uppercase boldface letters. The i th element of a vector \mathbf{x} is shown either by $x(i)$ or x_i . $(\cdot)^\dagger$ denotes the pseudo inverse operation. We reserve calligraphic uppercase letters for sets (e.g. \mathcal{S}). The cardinality of a set \mathcal{S} is shown by $|\mathcal{S}|$. $[n]$ refers to the set $\{1, \dots, n\}$. Furthermore, we write $\bar{\mathcal{S}}$ for the complement $[n] \setminus \mathcal{S}$ of a set \mathcal{S} in $[n]$. For a matrix $\mathbf{X} \in \mathbb{R}^{m \times n}$ and a subset $\mathcal{S} \subseteq [n]$, the notation $\mathbf{X}_{\mathcal{S}}$ is used to indicate the row submatrix of \mathbf{X} consisting of the rows indexed by \mathcal{S} . Similarly, for $\mathbf{x} \in \mathbb{R}^n$, $\mathbf{x}_{\mathcal{S}}$ is the subvector in $\mathbb{R}^{|\mathcal{S}|}$ consisting of the entries indexed by \mathcal{S} , that is, $(\mathbf{x}_{\mathcal{S}})_i = x_{j_i} : \mathcal{S} = \{j_i\}_{i=1}^{|\mathcal{S}|}$. Lastly, the polar \mathcal{K}° of a cone $\mathcal{K} \subset \mathbb{R}^n$ is the set of vectors forming non-acute angles with every vector in \mathcal{K} , i.e.

$$\mathcal{K}^\circ = \{\mathbf{v} \in \mathbb{R}^n : \langle \mathbf{v}, \mathbf{z} \rangle \leq 0 \ \forall \mathbf{z} \in \mathcal{K}\}. \quad (3)$$

II. CONVEX GEOMETRY

In this section, basic concepts of convex geometry are reviewed.

A. Descent Cones

The descent cone of a proper convex function $f : \mathbb{R}^n \rightarrow \mathbb{R} \cup \{\pm\infty\}$ at point $\mathbf{x} \in \mathbb{R}^n$ is the set of directions from \mathbf{x} in which f does not increase:

$$\mathcal{D}(f, \mathbf{x}) = \bigcup_{t \geq 0} \{\mathbf{z} \in \mathbb{R}^n : f(\mathbf{x} + t\mathbf{z}) \leq f(\mathbf{x})\}. \quad (4)$$

The descent cone of a convex function is a convex set. There is a famous duality result [18, Ch. 23] between the decent cone and the subdifferential of a convex function given by:

$$\mathcal{D}^\circ(f, \mathbf{x}) = \text{cone}(\partial f(\mathbf{x})) := \bigcup_{t \geq 0} t \cdot \partial f(\mathbf{x}). \quad (5)$$

B. Statistical Dimension

Definition 1. (Statistical Dimension [10]). Let $\mathcal{C} \subseteq \mathbb{R}^n$ be a convex closed cone. The statistical dimension of \mathcal{C} is defined as:

$$\delta(\mathcal{C}) := \mathbb{E} \|\mathcal{P}_{\mathcal{C}}(\mathbf{g})\|_2^2 = \mathbb{E} \text{dist}^2(\mathbf{g}, \mathcal{C}^\circ), \quad (6)$$

where, $\mathcal{P}_{\mathcal{C}}(\mathbf{x})$ is the projection of $\mathbf{x} \in \mathbb{R}^n$ onto the set \mathcal{C} defined by: $\mathcal{P}_{\mathcal{C}}(\mathbf{x}) = \arg \min_{\mathbf{z} \in \mathcal{C}} \|\mathbf{z} - \mathbf{x}\|_2$.

The statistical dimension generalizes the concept of dimension for subspaces to the class of convex cones. Let f be a function that promotes some low-dimensional structure of \mathbf{x} . Then, $\delta(\mathcal{D}(f, \mathbf{x}))$ specifies the required number of Gaussian measurements that the optimization problem

$$\begin{aligned} \min_{\mathbf{z} \in \mathbb{R}^n} f(\mathbf{z}) \\ \text{s.t. } \mathbf{y} = \mathbf{A}\mathbf{z}, \end{aligned} \quad (7)$$

needs for successful recovery [10, Theorem 2].

III. MAIN RESULT

In this work, we provide an upper-bound for the required number of Gaussian measurements for \mathbf{P}_{TV} to succeed. The result is summarized in the following theorem.

Theorem 1. Let $\mathbf{x} \in \mathbb{R}^n$ be a gradient s -sparse vector with gradient support \mathcal{S} . Let \mathbf{A} be an $m \times n$ matrix whose rows are independent random vectors drawn from $\mathcal{N}(\mathbf{0}, \mathbf{I}_n)$, and let $\mathbf{y} = \mathbf{A}\mathbf{x} + \mathbf{e} \in \mathbb{R}^m$ be the vector of measurements. Assume that $\|\mathbf{e}\|_2 \leq \eta$ and let $\hat{\mathbf{x}}_\eta$ be any solution of \mathbf{P}_{TV} . Then,

$$\inf_{t \geq 0} \mathbb{E} \text{dist}^2(\mathbf{g}, t\partial\|\cdot\|_{\text{TV}}(\mathbf{x})) \leq n - \frac{3(n-1-s)^2}{\pi(2n+s-4)}, \quad (8)$$

and if

$$m > \left(\sqrt{n - \frac{3(n-1-s)^2}{\pi(2n+s-4)}} + t + \tau \right)^2 + 1, \quad (9)$$

then, the following statement holds:

$$\|\hat{\mathbf{x}}_\eta - \mathbf{x}\|_2 \leq \frac{2\eta}{\tau}, \quad (10)$$

with probability at least $1 - e^{-\frac{\tau^2}{2}}$.

Proof sketch . The left-hand side of (8), besides the infimum over t , implicitly includes an infimum over the set $\partial\|\cdot\|_{\text{TV}}(\mathbf{x})$ because of the definition of "dist". Instead of this latter infimum, we choose a vector in the set $\partial\|\cdot\|_{\text{TV}}(\mathbf{x})$ that leads to an upper bound for $\text{dist}^2(\mathbf{g}, t\partial\|\cdot\|_{\text{TV}}(\mathbf{x}))$. This results in a strictly convex function of t . Then, by finding infimum over t , we obtain the desired upper-bound.

See Appendix A-A for details.

Remark. In [5, Lemma 1], the following upper-bound is derived for $\delta(\mathcal{D}(\|\cdot\|_{\text{TV}}, \mathbf{x}))$:

$$\inf_{t \geq 0} \mathbb{E} \text{dist}^2(\mathbf{g}, t\partial\|\cdot\|_{\text{TV}}(\mathbf{x})) \leq n - \frac{(n-1-s)^2}{n\pi}. \quad (11)$$

This bound is rather loose in low sparsity regimes. The main ideas in the proof of this bound are drawn from [17, Proposition 1].

A. Discussion

In [17, Proposition 1], an upper-bound is derived for $\delta(\mathcal{D}(f, \mathbf{x}))$ where f is a decomposable norm function³ that promotes a low-dimensional structure. This upper-bound does not approach the phase transition curve in the low-dimensional structured regimes. The problem arises from a redundant maximization in the proof that increases the number of required measurements (See section IV). In Theorem 1, we propose a tighter upper-bound that leads to a reduction in the required number of Gaussian measurements in TV minimization. This upper-bound better follows the empirical TV phase transition curve. The upper-bound and the proof approach are completely new and differ from [5] and [17]. Our bound only depends on the sparsity level s and the special properties of the difference operator Ω . It also tends to the empirical TV phase transition curve at large values of m . In addition to TV, our

³See [19, Section 2.1] for more explanations.

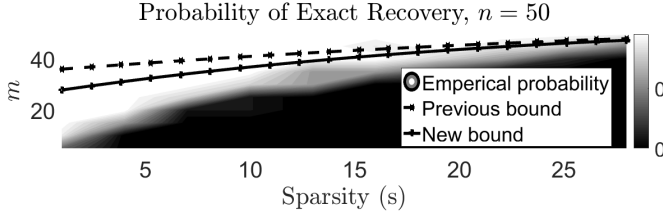


Fig. 1. Phase transition of P_{TV} in the case of $n = 50$. The empirical probability is computed over 50 trials (black=0%, white=100%). The previous and new bounds come from (11) and (8), respectively.

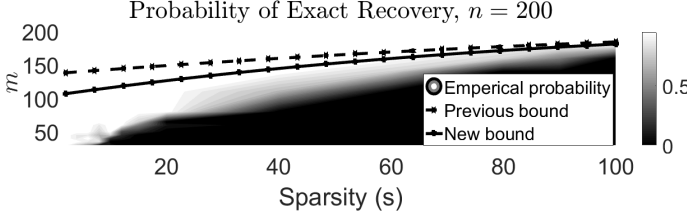


Fig. 2. Phase transition of P_{TV} in the case of $n = 200$. The empirical probability is computed over 50 trials (black=0%, white=100%). The previous and new bounds come from (11) and (8), respectively.

approach can be applied to other low dimensional structures. For instance, the result in Theorem 1 can be easily extended to two dimensional images. Compared with [5, Theorem 5], the reduction of the required number of measurements, would be more evident in that case.

IV. NUMERICAL EXPERIMENTS

In this section, we evaluate how the number of Gaussian measurements scales with gradient sparsity. For each m and s , we repeat the following procedure 50 times in the cases $n = 50$, $n = 200$ and $n = 400$:

- Generate a vector $\mathbf{x} \in \mathbb{R}^n$ that its discrete gradient has s non-zero entries. The locations of the non-zeros are selected at random.
- Observe the vector $\mathbf{y} = \mathbf{A}\mathbf{x}$, where $\mathbf{A} \in \mathbb{R}^{m \times n}$ is a random matrix whose elements are drawn from an i.i.d standard Gaussian distribution.
- Obtain an estimate $\hat{\mathbf{x}}$ by solving P_{TV} .
- Declare success if $\|\mathbf{x} - \hat{\mathbf{x}}\|_2 \leq 10^{-3}$.

Figs. 1 2 and 3 show the empirical probability of success for this procedure. As shown in Figs. 1 2 and 3, our new bound better describes $\delta(\|\cdot\|_{TV}, \mathbf{x})$ in particular in low sparsity regimes. As sparsity increases, the difference between our bound and the bound (11) gets less. When the dimension of the true signal i.e. n , increases, the difference between our bound and (11) enhances (See Figs. 1, 2 and 3). In the asymptotic case, it seems that our bound reaches the empirical TV phase transition curve.

V. CONCLUSION

We have investigated the nonuniform recovery of gradient sparse signals from Gaussian random measurements. Obtaining a bound that suitably describes the precise behavior of TV minimization from failure to success, is left as an unanswered

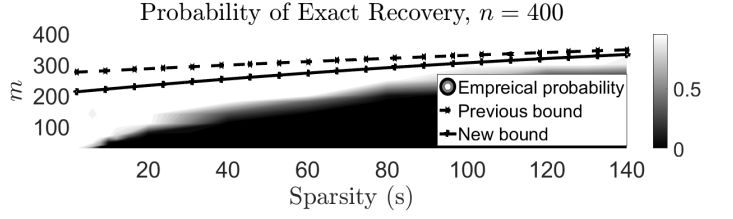


Fig. 3. Phase transition of P_{TV} in the case of $n = 500$. The empirical probability is computed over 50 trials (black=0%, white=100%). The previous and new bounds come from (11) and (8), respectively.

question. In this work, we derived an upper-bound for the required number of measurements that approximately estimates this behavior. Also, this bound is close to the empirical TV phase transition curve and seems to be asymptotically sharp.

APPENDIX A PROOFS

A. Proof of Theorem 1

Proof. Fix $\mathbf{g} \in \mathbb{R}^n$. Define

$$\begin{aligned} s_1 &= \{\#i \in \{2, \dots, n-1\} : i \in \mathcal{S}, i-1 \in \mathcal{S}\}, \\ s_2 &= \{\#i \in \{2, \dots, n-1\} : i \in \bar{\mathcal{S}}, i-1 \in \bar{\mathcal{S}}\}. \end{aligned} \quad (12)$$

Since $\partial\|\cdot\|_1(\Omega\mathbf{x})$ is a compact set, for any $\mathbf{z} \in \partial\|\cdot\|_1(\Omega\mathbf{x})$, there exists a $\mathbf{z}_0 \in \partial\|\cdot\|_1(\Omega\mathbf{x})$ such that:

$$\mathbf{z}_0 = \arg \max_{\mathbf{z} \in \partial\|\cdot\|_1(\Omega\mathbf{x})} \langle \mathbf{g}, \Omega^T \mathbf{z} \rangle = \text{sgn}(\Omega\mathbf{x})_{\mathcal{S}} + \text{sgn}(\Omega\mathbf{g})_{\bar{\mathcal{S}}}. \quad (13)$$

Then, we have:

$$\begin{aligned} \text{dist}^2(\mathbf{g}, t\Omega^T \partial\|\cdot\|_1(\Omega\mathbf{x})) &\leq \|\mathbf{g} - t\Omega^T \mathbf{z}_0\|_2^2 = \\ &\|\mathbf{g} - t\Omega_{\mathcal{S}}^T \text{sgn}(\Omega\mathbf{x})_{\mathcal{S}} - t\Omega_{\bar{\mathcal{S}}}^T \text{sgn}(\Omega\mathbf{g})_{\bar{\mathcal{S}}}\|_2^2 = \|\mathbf{g}\|_2^2 + \\ &t^2 \|\Omega_{\mathcal{S}}^T \text{sgn}(\Omega\mathbf{x})_{\mathcal{S}}\|_2^2 + t^2 \|\Omega_{\bar{\mathcal{S}}}^T \text{sgn}(\Omega\mathbf{g})_{\bar{\mathcal{S}}}\|_2^2 \\ &- 2t \langle \mathbf{g}, \Omega_{\bar{\mathcal{S}}}^T \text{sgn}(\Omega\mathbf{g})_{\bar{\mathcal{S}}} \rangle + 2t^2 \langle \Omega_{\mathcal{S}}^T \text{sgn}(\Omega\mathbf{x})_{\mathcal{S}}, \Omega_{\bar{\mathcal{S}}}^T \text{sgn}(\Omega\mathbf{g})_{\bar{\mathcal{S}}} \rangle. \end{aligned} \quad (14)$$

By taking expectation from both sides, we have:

$$\begin{aligned} \mathbb{E} \|\mathbf{g} - t\Omega_{\mathcal{S}}^T \text{sgn}(\Omega\mathbf{x})_{\mathcal{S}} - t\Omega_{\bar{\mathcal{S}}}^T \text{sgn}(\Omega\mathbf{g})_{\bar{\mathcal{S}}}\|_2^2 &= \\ n - 2t \sqrt{\frac{2}{\pi}} \sum_{i \in \bar{\mathcal{S}}} \|\omega_i\|_2 + t^2 \left[\sum_{j \in \mathcal{S}} \sum_{k \in \mathcal{S}} \omega_j^T \omega_k \text{sgn}(\Omega\mathbf{x})_j \text{sgn}(\Omega\mathbf{x})_k \right] \\ &+ t^2 \mathbb{E} \left[\sum_{j \in \bar{\mathcal{S}}} \sum_{k \in \bar{\mathcal{S}}} \omega_j^T \omega_k \text{sgn}(\Omega\mathbf{g})_j \text{sgn}(\Omega\mathbf{g})_k \right] \stackrel{(1)}{\leq} \\ n - 2t \sqrt{\frac{2}{\pi}} \sum_{i \in \bar{\mathcal{S}}} \|\omega_i\|_2 + t^2 \left[\sum_{j \in \mathcal{S}} \sum_{k \in \mathcal{S}} \omega_j^T \omega_k \text{sgn}(\Omega\mathbf{x})_j \text{sgn}(\Omega\mathbf{x})_k \right] \\ &+ t^2 \left[\sum_{j \in \bar{\mathcal{S}}} \sum_{k \in \bar{\mathcal{S}}} \omega_j^T \omega_k \frac{2}{\pi} \sin^{-1} \frac{\omega_j^T \omega_k}{\|\omega_j\|_2 \|\omega_k\|_2} \right] \stackrel{(2)}{\leq} \\ n - \frac{4t}{\sqrt{\pi}} \bar{s} + t^2 \left[2s + 2s_1 + 2\bar{s} + \frac{2s_2}{3} \right] \stackrel{(3)}{\leq} \\ n - \frac{4t}{\sqrt{\pi}} \bar{s} + t^2 \left[4s - 2 + \frac{8}{3} \bar{s} - \frac{2}{3} \right], \end{aligned} \quad (15)$$

where (1) follows from the following lemma and $\Omega := [\omega_1, \omega_2, \dots, \omega_p]^T$.

Lemma 1. Let $\mathbf{g} \in \mathbb{R}^n$ be a standard random Gaussian i.i.d vector and $\mathbf{\Omega} \in \mathbb{R}^{p \times n}$ be an analysis operator. Then,

$$\mathbb{E}\{\text{sgn}(\mathbf{\Omega}\mathbf{g})_j \text{sgn}(\mathbf{\Omega}\mathbf{g})_k\} = \frac{2}{\pi} \sin^{-1} \frac{\omega_j^T \omega_k}{\|\omega_j\|_2 \|\omega_k\|_2}. \quad (16)$$

Proof. see Appendix A-B.

The inequality (2) is the result of the following properties of the difference operator.

$$\begin{aligned} \omega_j^T \omega_k &= \begin{cases} -1, & |j - k| = 1 \\ 0, & \text{o.w.} \end{cases}, \\ \|\omega_i\|_2 &= \sqrt{2} : \forall i \in 1, \dots, n-1. \end{aligned} \quad (17)$$

Also, $\bar{s} = n - 1 - s$. The inequality (3) comes from the facts

$$\begin{aligned} s_1 &\leq s - 1, \\ s_2 &\leq \bar{s} - 1. \end{aligned} \quad (18)$$

Now, by minimizing (15) with respect to t , we reach (8). Due to [15, Corollary 3.5], if

$$m > (\sqrt{\delta(\mathcal{D}(\|\cdot\|_{\text{TV}}, \mathbf{x}))} + t + \tau)^2 + 1, \quad (19)$$

then, with probability $1 - e^{-\frac{t^2}{2}}$,

$$\|\mathbf{x} - \hat{\mathbf{x}}\|_2 \leq \frac{2\eta}{\tau} \quad (20)$$

A good upper-bound for $\delta(\mathcal{D}(\|\cdot\|_{\text{TV}}, \mathbf{x}))$, is given by (8) and thus, the claim is proved. ■

B. Proof of Lemma 1

Proof. Consider $\mathbf{\Omega} := [\omega_1, \omega_2, \dots, \omega_p]^T$. Define

$$\begin{aligned} h_j &= \frac{\omega_j^T \mathbf{g}}{\|\omega_j\|_2}, \\ h_k &= \frac{\omega_k^T \mathbf{g}}{\|\omega_k\|_2}. \end{aligned} \quad (21)$$

We have:

$$\begin{aligned} \mathbb{E}\{\text{sgn}(\mathbf{\Omega}\mathbf{g})_j \text{sgn}(\mathbf{\Omega}\mathbf{g})_k\} &= \mathbb{E}\{\text{sgn}(h_j) \text{sgn}(h_k)\} = \\ 1 - 2\mathbb{P}\left\{\frac{h_j}{h_k} < 0\right\} &= 1 - 2\left(\frac{1}{2} - \frac{1}{\pi} \sin^{-1}\left(\frac{\mathbb{E}\{\omega_k^T \mathbf{g} \omega_j^T \mathbf{g}\}}{\|\omega_j\|_2 \|\omega_k\|_2}\right)\right) = \\ \frac{2}{\pi} \sin^{-1} \frac{\omega_j^T \omega_k}{\|\omega_j\|_2 \|\omega_k\|_2} & \end{aligned} \quad (22)$$

where the second equality comes from total probability theorem, the third equality comes from the fact that $\frac{h_j}{h_k}$ is a Cauchy random variable. ■

REFERENCES

- [1] H. Rauhut, K. Schnass, and P. Vandergheynst, "Compressed sensing and redundant dictionaries," *IEEE Transactions on Information Theory*, vol. 54, no. 5, pp. 2210–2219, 2008.
- [2] E. J. Candes, Y. C. Eldar, D. Needell, and P. Randall, "Compressed sensing with coherent and redundant dictionaries," *Applied and Computational Harmonic Analysis*, vol. 31, no. 1, pp. 59–73, 2011.
- [3] M. Kabanava and H. Rauhut, "Analysis ℓ_1 -recovery with frames and gaussian measurements," *Acta Applicandae Mathematicae*, vol. 140, no. 1, pp. 173–195, 2015.
- [4] S. Nam, M. E. Davies, M. Elad, and R. Gribonval, "The cosparsity analysis model and algorithms," *Applied and Computational Harmonic Analysis*, vol. 34, no. 1, pp. 30–56, 2013.
- [5] M. Kabanava, H. Rauhut, and H. Zhang, "Robust analysis ℓ_1 -recovery from gaussian measurements and total variation minimization," *European Journal of Applied Mathematics*, vol. 26, no. 6, pp. 917–929, 2015.
- [6] E. J. Candes and T. Tao, "Near-optimal signal recovery from random projections: Universal encoding strategies?," *IEEE transactions on information theory*, vol. 52, no. 12, pp. 5406–5425, 2006.
- [7] D. L. Donoho, "High-dimensional centrally symmetric polytopes with neighborliness proportional to dimension," *Discrete & Computational Geometry*, vol. 35, no. 4, pp. 617–652, 2006.
- [8] D. L. Donoho, A. Maleki, and A. Montanari, "The noise-sensitivity phase transition in compressed sensing," *IEEE Transactions on Information Theory*, vol. 57, no. 10, pp. 6920–6941, 2011.
- [9] W. Xu and B. Hassibi, "Precise stability phase transitions for ℓ_1 minimization: A unified geometric framework," *IEEE transactions on information theory*, vol. 57, no. 10, pp. 6894–6919, 2011.
- [10] D. Amelunxen, M. Lotz, M. B. McCoy, and J. A. Tropp, "Living on the edge: Phase transitions in convex programs with random data," *Information and Inference: A Journal of the IMA*, vol. 3, no. 3, pp. 224–294, 2014.
- [11] D. L. Donoho, I. Johnstone, and A. Montanari, "Accurate prediction of phase transitions in compressed sensing via a connection to minimax denoising," *IEEE transactions on information theory*, vol. 59, no. 6, pp. 3396–3433, 2013.
- [12] F. Krahmer, C. Kruschel, and M. Sandbichler, "Total variation minimization in compressed sensing," *arXiv preprint arXiv:1704.02105*, 2017.
- [13] J.-F. Cai and W. Xu, "Guarantees of total variation minimization for signal recovery," *Information and Inference*, vol. 4, no. 4, pp. 328–353, 2015.
- [14] D. Needell and R. Ward, "Stable image reconstruction using total variation minimization," *SIAM Journal on Imaging Sciences*, vol. 6, no. 2, pp. 1035–1058, 2013.
- [15] J. A. Tropp, "Convex recovery of a structured signal from independent random linear measurements," in *Sampling Theory, a Renaissance*, pp. 67–101, Springer, 2015.
- [16] R. Vershynin, "Estimation in high dimensions: a geometric perspective," in *Sampling theory, a renaissance*, pp. 3–66, Springer, 2015.
- [17] R. Foygel and L. Mackey, "Corrupted sensing: Novel guarantees for separating structured signals," *IEEE Transactions on Information Theory*, vol. 60, no. 2, pp. 1223–1247, 2014.
- [18] R. T. Rockafellar, *Convex analysis*. Princeton university press, 2015.
- [19] E. Candes and B. Recht, "Simple bounds for recovering low-complexity models," *Mathematical Programming*, vol. 141, no. 1-2, pp. 577–589, 2013.