

A Multi-Objective Deep Reinforcement Learning Framework

Thanh Thi Nguyen

Institute for Intelligent Systems Research and Innovation
Deakin University, Waurn Ponds, 3216, Victoria, Australia
E-mail: thanh.nguyen@deakin.edu.au

Abstract

This paper presents a new multi-objective deep reinforcement learning (MODRL) framework based on deep Q-networks. We propose linear and non-linear methods to develop the MODRL framework that includes both single-policy and multi-policy strategies. The experimental results on a deep sea treasure environment indicate that the proposed approach is able to converge to the optimal Pareto solutions. The proposed framework is generic, which allows implementation of different deep reinforcement learning algorithms in various complex environments. Details of the framework implementation can be referred to <http://www.deakin.edu.au/~thanhthi/drl.htm>.

1. Introduction

Most multi-objective reinforcement learning (MORL) studies so far have been on relatively simple gridworld tasks, so extending current algorithms to more sophisticated function approximation is important in order to allow applications to more complex problem domains. The current algorithms such as tabular Q-learning [1] requires the memory usage of $O(n^2)$, which is inefficient and impractical when environment's state space is large. For example, the tabular Q-learning cannot solve the deep sea treasure problem [2] when the environment comprises more than 10,000 columns because it requires at least 1.6GB memory to deal with. Deep reinforcement learning (DRL) approaches are possible solutions to overcome this problem because the memory is only required to store the neural network or experience replay. In addition, some of the problems with non-linear scalarization which exist in MORL using tabular Q-values, or simple function approximation methods like tile-coding [3], may actually be less problematic in the context of deep methods.

There has been a small amount of prior work investigating deep methods for MORL, henceforth multi-objective deep reinforcement learning (MODRL) problems. Therefore, no standard benchmarks have yet emerged. Mossalam et al. [4] extended deep Q-network (DQN) [5] to handle single-policy linear MORL. They then address the multi-policy task of finding the convex coverage set (CCS - the complete set of policies such that an optimal policy is available for any possible weight vector) by embedding their DQN algorithm within an outer loop method, which identifies weight vectors to use in training so as to establish the CCS. They used two of small gridworld tasks in two different fashions as test problems for MODRL. First they provided the underlying discrete or continuous state information directly to the DNN – this information is low-dimensional so the capacity of the DQN is essentially overkill for such tasks. The second approach is a better evaluation of MODRL methods, as they use a visualization of the environment to generate an image for input to the DNN. They show that efficiencies can be achieved by retaining parts, but not all, of the DNN when the outer loop changes the weights. Overall this method is addressing the multi-policy linear MORL problem, but it is doing so via sequential rather than parallel learning of these policies.

Tajmajeer [6] also extended DQN, but used a non-linear action selection approach based on a subsumption architecture. A prioritized ordering of objectives is specified, and higher priority

objectives can ‘supress’ the Q-values associated with lower-priority objectives. The suppression values are state-dependent so the whole system essentially performs a dynamic, state-dependent linear weighting of the Q-values whenever an action is selected. This work addresses the single-policy non-linear MORL problem, but in a manner which is tied to one specific form of non-linear action selection.

Vamplew et al. [2] developed an MORL framework based on RL_Glue [7], called MORL_Glue in which they have implemented benchmark environments and several tabular and tile-coding MORL algorithms. However, this framework currently only provides support for passing state information in the form of vectors of integer or continuous values but does not allow passing images. In addition, this implementation of the environments does not generate image-based representations of the state. More importantly, this framework does not support deep learning algorithm implementation, e.g. DQN or its variants.

This paper proposes a benchmark Python framework that supports both single-policy and multi-policy approaches to solving the MODRL problems. The implementation of deep networks is based on Tensorflow, the deep learning library from Google [8]. The proposed framework is flexible as it supports vector rewards for multiple objectives. More importantly, the framework can accept any state representations (image, vector, or scalar). It is able to take image as the state input through convolutional layers. In practice, agents can use camera to capture the environment’s state and feed those graphics into the learning algorithm. In contrast, tabular Q-learning cannot accept images because the encoded data is too large. Therefore, the integration of deep methods into the MORL problems is critical. The next section describes the single-policy and multi-policy approaches we have implemented in the proposed framework. Note that the framework is generic so that any modification to these approaches can be implemented efficiently.

2. MODRL Development

2.1. Single-policy DQN

The linear approach is the most straightforward extension of DRL to MODRL. It involves learning a single-policy based on a linear scalarization of the objectives using a fixed set of weights. This is equivalent to learning the optimal policy for a single-objective Markov decision process for which the objectives have been pre-scalarized into a single reward. In our framework based on DQN, the agent receives a vector of rewards on each time step, not a scalar value. In addition, the agent is provided with a fixed weight vector w indicating the relative desirability of different objectives. As the weights of this scalarization are fixed, they are not included as inputs to the DQN. Given a weight vector $w = \{w_1, w_2, \dots, w_n\}$ and reward vector $r = \{r_1, r_2, \dots, r_n\}$, the loss function of DQN is defined as follows:

$$L(\theta) = E \left(\left(\sum_{i=1}^n w_i r_i + \gamma \max_{a'} Q(s', a'; \theta') - Q(s, a; \theta) \right)^2 \right)$$

where γ is the discounted rate, $0 \leq \gamma \leq 1$, and s, s', a, a', θ , and θ' denote current state, next state, current action, next action, estimation network’s weights and target network’s weights, respectively.

For some problem domains, linear methods may be inadequate to accurately or easily express the desired trade-off between objectives, and non-linear methods such as thresholded lexicographic ordering (TLO) may be preferable [9, 10]. In our framework, for the problem domains where the linear methods are unable to find the optimal policies, we propose the

combination of TLO and linear scalarization as an alternative approach. Based on the TLO, we apply thresholds to the first $n - 1$ objectives and then apply the linear scalarization on the thresholded results. The threshold can be estimated based on the objectives' expected maximum and minimum values. An example presented in subsection 3.2.2 details this approach.

2.2. Multi-policy DQN

The choice of weights in a linear scalarization is intended to represent the desirable trade-off between different objectives. In many problems, the user's preferences over objectives may change over time. The single-policy approach described in subsection 2.1 requires the agent to re-learn a new policy whenever the weights change, which can introduce unwarranted delays in responding to changes, particularly if the agent is operating in a real-time context. In our framework, we implemented multi-threads to allow multiple agents to learn in parallel multiple policies, such that it has an optimal policy in advance for any possible set of weights which it might encounter. In this way, it can immediately adapt its behaviour when informed of a change in weights.

3. Experiments and Results

There are several benchmark MORL problems such as deep sea treasure (DST), MO-puddleworld, MO-mountain-car, and resource gathering [2]. In this study, we testify our proposed MODRL framework using the DST problem for the demonstration purpose. DST takes advantages of predefined Pareto solutions so that it becomes a normative MO environment to verify new methods. The state output of DST can be a scalar (current position of the agent) or a graphical representation (image); therefore it allows a general evaluation of the methods using both scalar and image inputs. Three grid DST environments are illustrated in Fig. 1, consisting of 10 rows, and 3, 5 and 7 columns respectively.

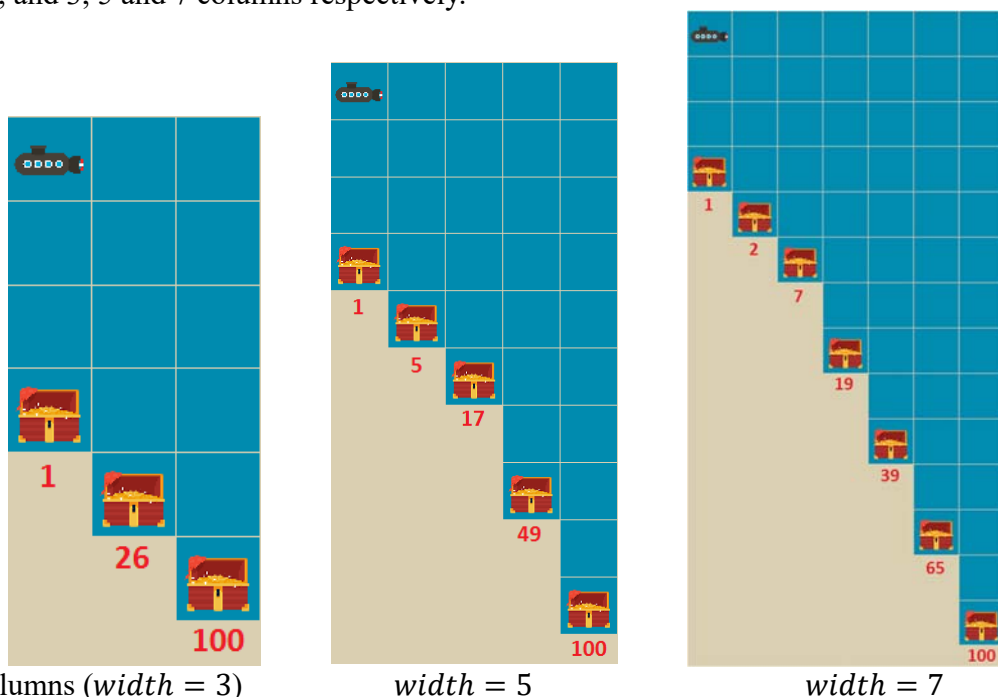


Fig. 1. Three experimental deep sea treasure environments. The numbers below the treasures show their corresponding values.

The agent is designed to control a submarine that searches for treasure under a sea. Two objectives need to be optimized: maximum the treasure values and minimize the searching time. The submarine starts each episode at the top left state and ends when it finds a treasure location or the predefined maximum number of action is reached. Four actions including move up, down, left and right are available to the agent. The agent receives a reward characterized by a 2-element vector representing the treasure value and time penalty. The treasure value is 0 unless the agent reaches a treasure location. Each move returns -1 time penalty. The Pareto fronts including non-dominated policies corresponding to three DST environments are demonstrated in Fig. 2.

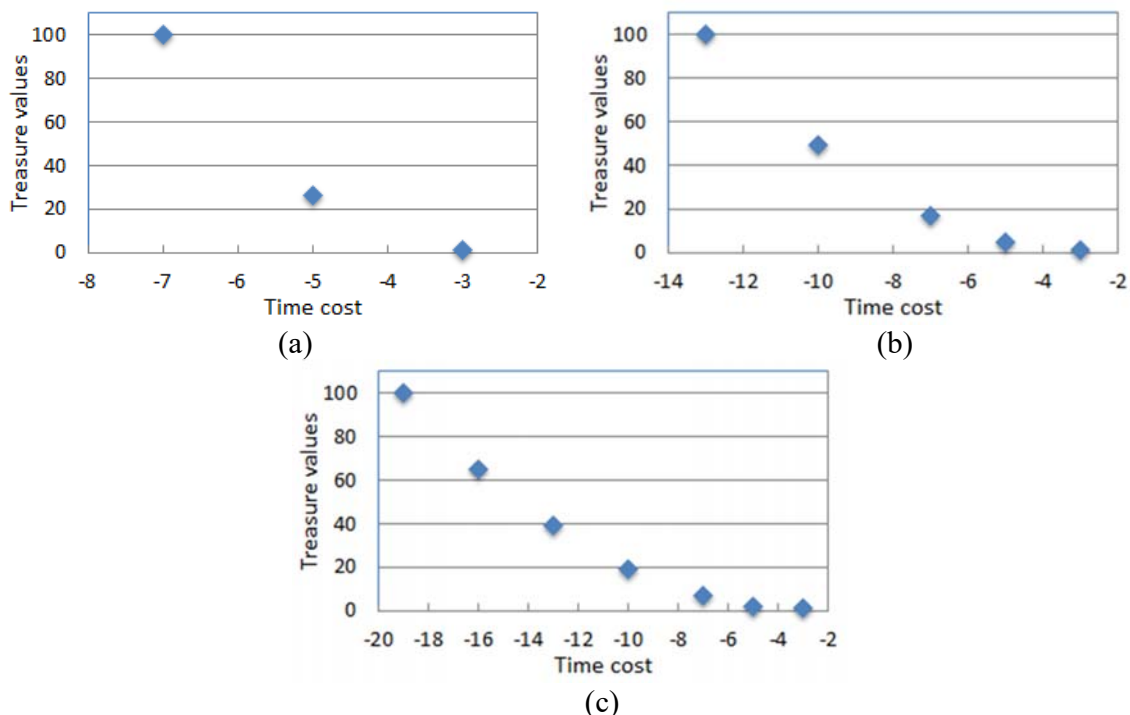


Fig. 2. The Pareto fronts for the DST problems, (a) 3 columns, (b) 5 columns, (c) 7 columns.

Table 1. DQN settings for our experiments

Parameters	Values		
Initial epsilon	1.0		
Final epsilon	0		
Steps per epoch	100,000		
Learning rate	0.0001		
Gamma (discounted rate)	0.9		
Target network update	1000 steps		
Root mean square (RMS) optimizer	decay = 0.99, epsilon = 1e-6		
Width of environment	<i>width</i> = 3	<i>width</i> = 5	<i>width</i> = 7
Epsilon annealing steps	200,000	500,000	2,000,000
Experience replay size	100,000	200,000	300,000
Warmup steps	10,000	20,000	30,000
Training epochs	2	5	20

3.1. Configuration Details

The network includes 2 hidden layers (512 x 512), activated by the ReLU function. The output has 4 units, corresponding with the number of possible actions. In case of graphical states (images), the hidden layers are replaced by convolutional layers. The network settings used in our experiments are presented in Table 1.

3.2. Demonstration Results

The following subsections present results of experiments on the 3-column environment, including both single policy and multi-policy DQN. Demonstration results of experiments using single policy DQN on the 5-column and 7-column environments are presented in Appendix A.

3.2.1. Single policy linear DQN

Fig. 3 shows the convergence of the DQN-based MODRL framework applied to the 3-column DST environment. The solution (1, -3) is found after 200,000 steps using the linear scalarization weights of [0.01, 1].

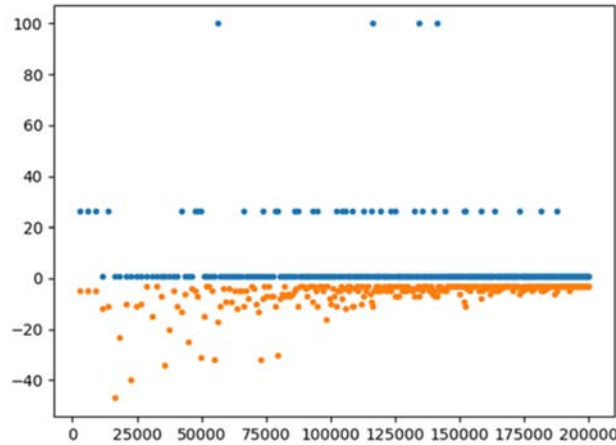


Fig. 3. Convergence of learning process of the single policy linear DQN to solution (1, -3) of the 3-column environment. The y -axis represents values of objectives (rewards) during the learning process, whilst the x -axis show the number of steps (actions) the agent has gone through.

3.2.2. Single policy nonlinear DQN

In this demonstration, we show that linear approach cannot work with all cases. For example, in 3-column DST environment ($width = 3$), possible Pareto rewards are (1, -3), (26.25, -5), and (100, -7). We can use linear approach to direct the algorithm to find the solution (1, -3) using weights [0.01, 1] and solution (100, -7) using weights [0.5, 0.5] but it is impossible to find the second solution (26.25, -5) with any set of weights $[a, b]$ where $a, b > 0$. Therefore, a non-linear approach that combines TLO and linear scalarization can be used. We first use a TLO threshold to truncate rewards of the first objective. For example, applying a threshold of 20 on the first objective of the above rewards means that all rewards greater than 20 are truncated to 20. Accordingly, the resulted rewards are (1, -3), (20, -5), and (20, -7). Then, the linear scalarization with weights of [0.5, 0.5] can be applied to guide the agent to the solution (26.25, -5).

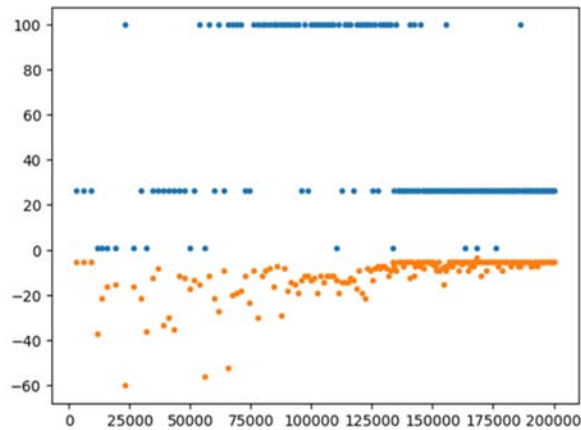


Fig. 4. Learning process converges to the solution (26.25, -5) of the 3-column environment with the TLO threshold equal to the average of 1 and 26.25. The threshold is only applied to the first objective (treasure). Linear scalarization weights of [100, 1] are employed after the TLO cut-off.

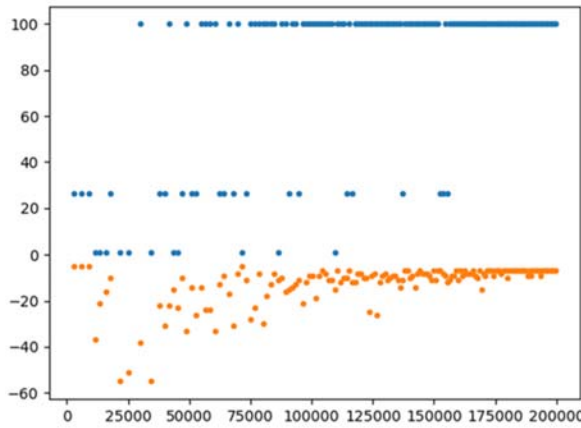


Fig. 5. Convergence of the learning process to the solution (100, -7) with TLO threshold equal to the average of 26.25 and 100.

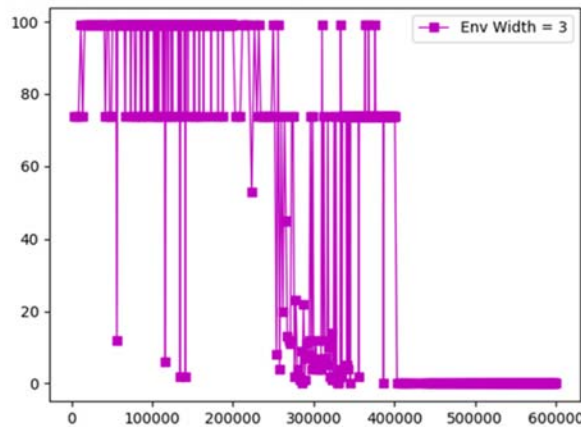


Fig. 6. History of the difference between the actual Pareto front and the approximation front learned by the agent. Around 400,000 steps (actions/moves), the agent successfully found all 3 solutions, and therefore the difference is converged to zero.

3.2.3. Multi-policy DQN

The framework is developed in such a way that multiple agents can be trained in parallel through multiple threads. It means that each agent is responsible for finding an individual optimal policy. Therefore, it is efficient to select a suitable policy when the required goal changes in real-world applications.

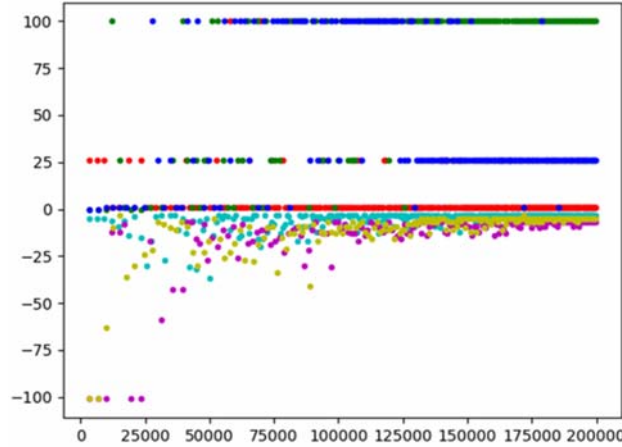


Fig. 7. The convergence process of three agents running to find three solutions in parallel for the 3-column DST environment; each solution is resolved by a threading agent: (red, cyan) represents the (1, -3) solution; (blue, yellow) corresponds to (26.25, -5); and (green, magenta) represents (100, -7).

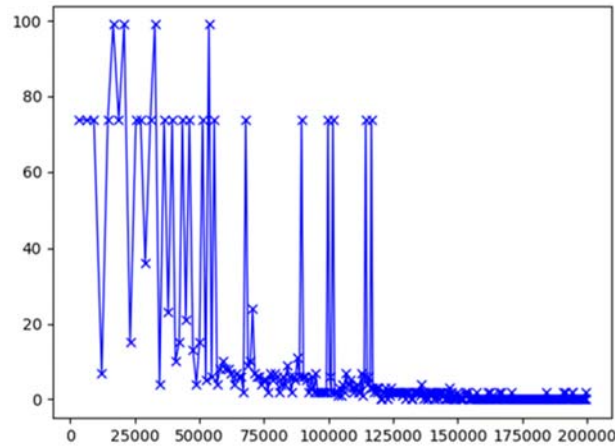


Fig. 8. History of the difference between actual Pareto front with the front approximated by three parallel agents for the 3-column environment. The difference converges to zero at around 200,000 steps, which is approximately twice faster than the case where an agent continuously finds all three solutions presented in Fig. 6.

4. Conclusions and Further Work

In this paper, a new MODRL framework has been proposed and its implementation using Python has been demonstrated. The integration of DRL algorithms into traditional MORL methods is important because such traditional methods, like tabular Q-learning, are not able to deal with high-dimensional and complex environments. The proposed MODRL framework facilitates the

use of both single-policy and multi-policy strategies to solving MORL problems efficiently. Most importantly, the framework is generic, and is able to accommodate different DRL algorithms, e.g. DQN, Dual DQN, A3C, Double DQN, UNREAL [11], in various environments, e.g. gridworlds, Atari, and MuJoCo [12, 13]. This entails one of our future researches to expand the proposed MODRL framework. Another further work will focus on developing multi-agent environments that can be integrated into the current framework to solve various problems of multi-agent-based systems.

Appendix A

This appendix reports the results of single-policy DQN applied to the 5-column and 7-column environments. The results of multi-policy DQN on the 3-column environment have been presented in subsection 3.2.3.

A1. The 5-column DST Environment

This environment requires the agent to find 5 optimal policies of the actual Pareto front, including $(1, -3)$, $(5, -5)$, $(17, -7)$, $(49, -10)$, and $(100, -13)$. The following figures illustrate the convergence of the learning process to these optimal solutions. The first solution, i.e. $(1, -3)$, is found by the linear scalarization, while the remaining solutions are found by the nonlinear method.

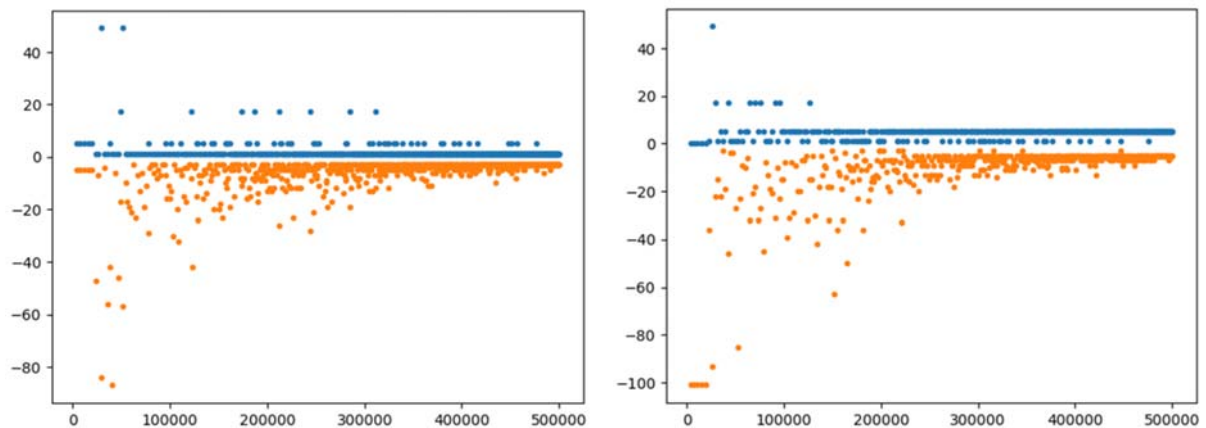


Fig. A1. Convergence of MODRL learning process to solutions $(1, -3)$ (left), and $(5, -5)$ (right).

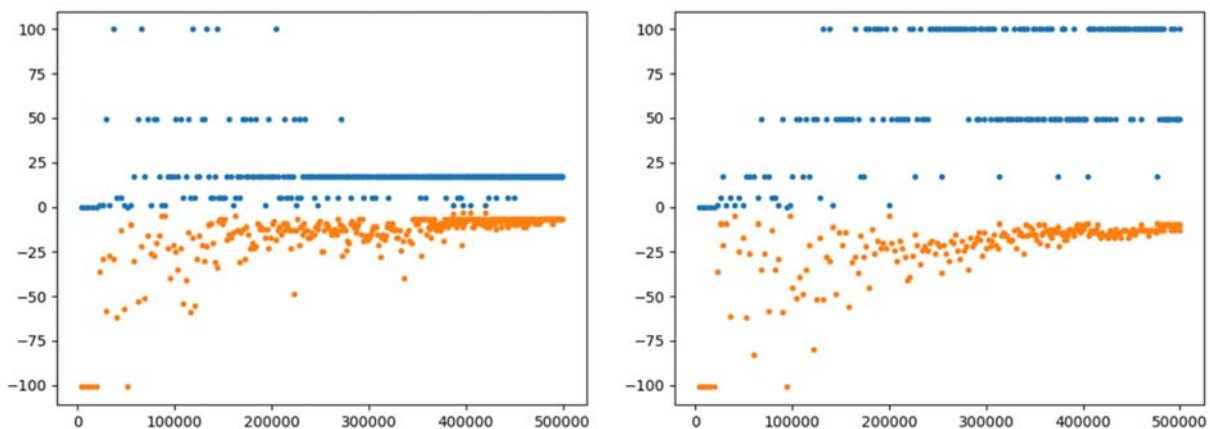


Fig. A2. Convergence of learning process to solutions $(17, -7)$ (left), and $(49, -10)$ (right).

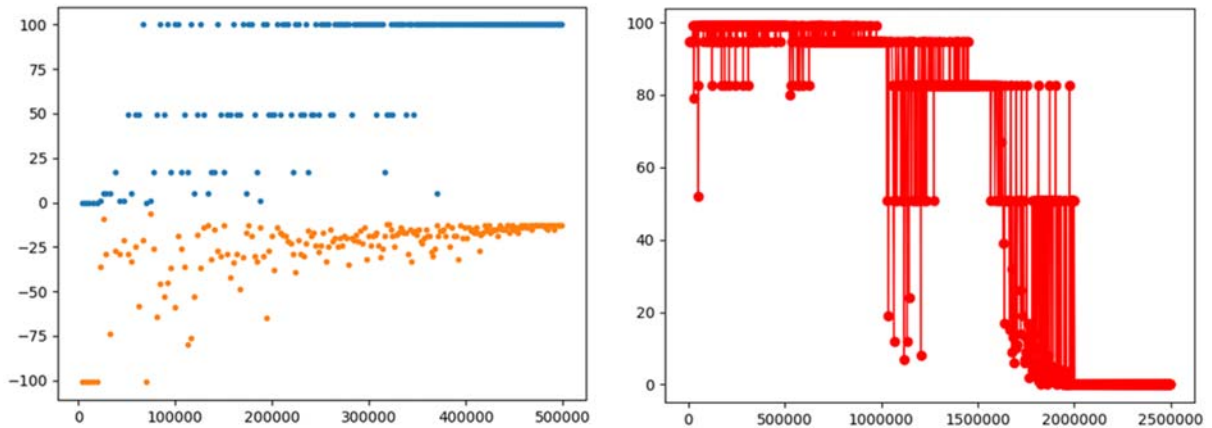


Fig. A3. Convergence of learning process to solution (100, -13) (left), and history of difference between the actual Pareto front with the approximation front learned by the agent (right).

A2. The 7-column DST Environment

Seven Pareto solutions need to be found, including (1, -3), (2, -5), (7,-7), (19, -10), (39, -13), (65,-16), and (100,-19). The following figures demonstrate convergence of the proposed MODRL framework to the mentioned solutions. The last figure shows history of difference between actual Pareto front and the front approximated by the agent during its learning process.

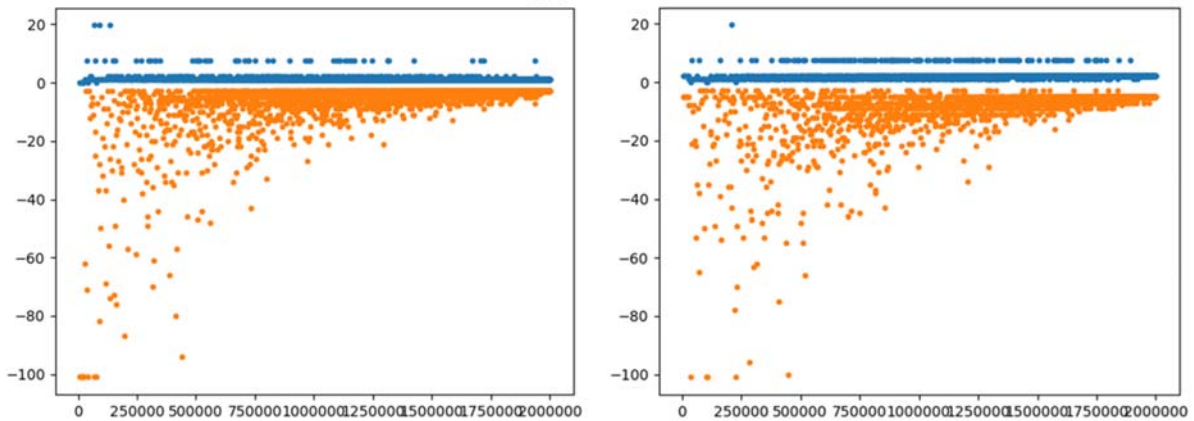


Fig. A4. Convergence of MODRL learning process to solutions (1, -3) (left), and (2, -5) (right).

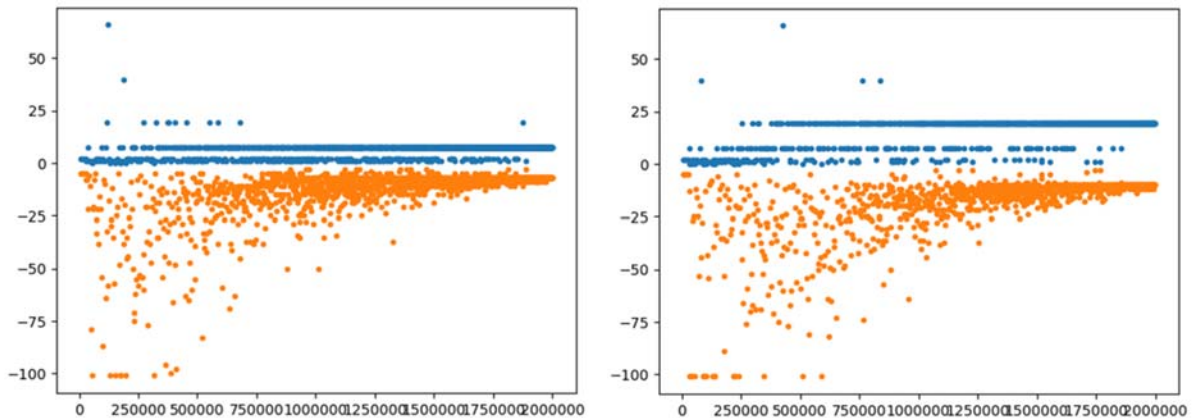


Fig. A5. Convergence of learning process to solutions (7, -7) (left), and (19, -10) (right).

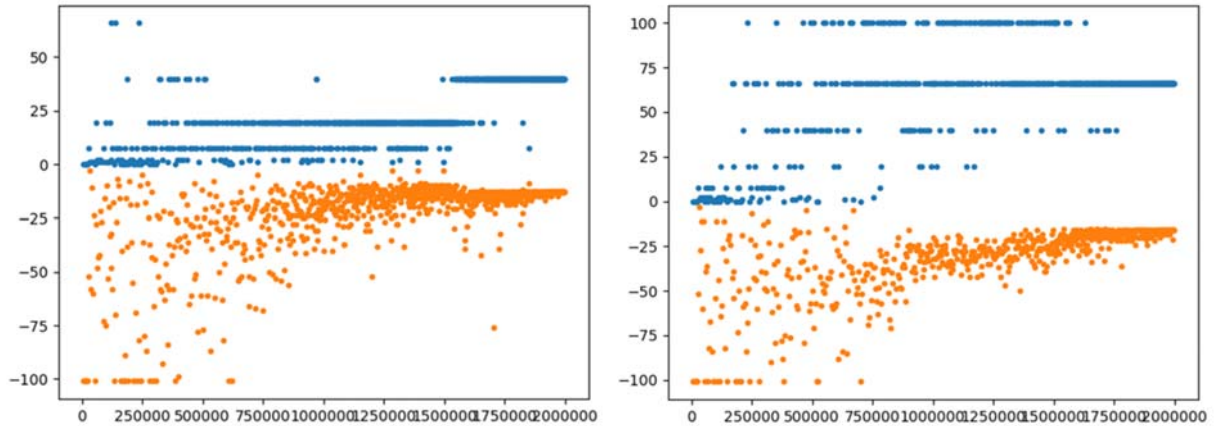


Fig. A6. Convergence of learning process to solutions (39, -13) (left), and (65, -16) (right).

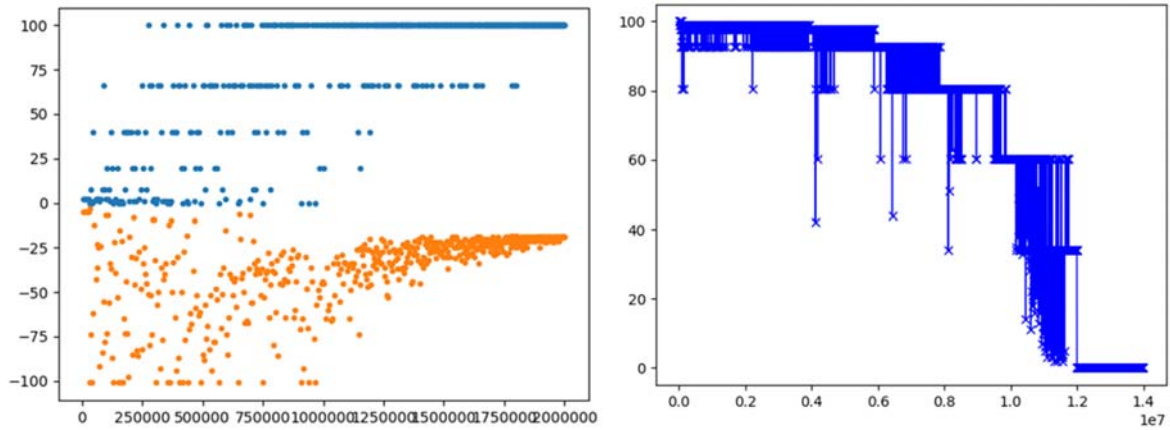


Fig. A7. Convergence of learning process to solution (100, -19) (left), and history of difference between the actual Pareto front with the approximation front learned by the agent (right).

References

- [1] Watkins, C. J., & Dayan, P. (1992). Q-learning. *Machine Learning*, 8(3-4), 279-292.
- [2] Vamplew, P., Dazeley, R., Berry, A., Issabekov, R., & Dekker, E. (2011). Empirical evaluation methods for multiobjective reinforcement learning algorithms. *Machine Learning*, 84(1-2), 51-80.
- [3] Roijers, D. M., Vamplew, P., Whiteson, S., & Dazeley, R. (2013). A survey of multi-objective sequential decision-making. *Journal of Artificial Intelligence Research*, 48, 67-113.
- [4] Mossalam, H., Assael, Y. M., Roijers, D. M., & Whiteson, S. (2016). Multi-objective deep reinforcement learning. *arXiv preprint arXiv:1610.02707*.
- [5] Mnih, V., Kavukcuoglu, K., Silver, D., Rusu, A. A., Veness, J., Bellemare, M. G., & Petersen, S. (2015). Human-level control through deep reinforcement learning. *Nature*, 518(7540), 529-533.
- [6] Tajmayer, T. (2017). Multi-objective deep Q-learning with subsumption architecture. *arXiv preprint arXiv:1704.06676*.
- [7] Tanner, B., & White, A. (2009). RL-Glue: Language-independent software for reinforcement-learning experiments. *Journal of Machine Learning Research*, 10(Sep), 2133-2136.
- [8] Abadi, M., Barham, P., Chen, J., Chen, Z., Davis, A., Dean, J., ... & Kudlur, M. (2016, November). TensorFlow: a system for large-scale machine learning. In *Proceedings of the 12th USENIX conference on Operating Systems Design and Implementation* (pp. 265-283). USENIX Association.
- [9] Gábor, Z., Kalmár, Z., & Szepesvári, C. (1998, July). Multi-criteria reinforcement learning. In *Proceedings of the Fifteenth International Conference on Machine Learning* (pp. 197-205). Morgan Kaufmann Publishers Inc..

- [10] Issabekov, R., & Vamplew, P. (2012, December). An empirical comparison of two common multiobjective reinforcement learning algorithms. In *Australasian Joint Conference on Artificial Intelligence* (pp. 626-636). Springer, Berlin, Heidelberg.
- [11] Nguyen, N. D., Nguyen, T., & Nahavandi, S. (2017). System design perspective for human-level agents using deep reinforcement learning: a survey. *IEEE Access*, 5, 27091-27102.
- [12] Todorov, E., Erez, T., & Tassa, Y. (2012, October). Mujoco: A physics engine for model-based control. In *Intelligent Robots and Systems (IROS), 2012 IEEE/RSJ International Conference on* (pp. 5026-5033). IEEE.
- [13] Duan, Y., Chen, X., Houthoofd, R., Schulman, J., & Abbeel, P. (2016, June). Benchmarking deep reinforcement learning for continuous control. In *International Conference on Machine Learning* (pp. 1329-1338).