

Issued for Abuse: Measuring the Underground Trade in Code Signing Certificates

Kristián Kozák
Masaryk University
kristiankozak@me.com

Bum Jun Kwon
University of Maryland
bkwon@umd.edu

Doowon Kim
University of Maryland
doowon@cs.umd.edu

Christopher Gates
Symantec
chris_gates@symantec.com

Tudor Dumitraş
University of Maryland
tdumitra@umiacs.umd.edu

Abstract—Recent measurements of the Windows code-signing certificate ecosystem have highlighted various forms of abuse that allow malware authors to produce malicious code carrying valid digital signatures. However, the underground trade that allows miscreants to acquire such certificates is not well understood. In this paper, we illuminate two aspects of this trade. First, we investigate 4 leading vendors of Authenticode certificates, we document how they conduct business, and we estimate their market share. Second, we collect a data set of recently signed malware and we use it to study the relationships among malware developers, malware families and the certificates. We also use information from the black market to fingerprint the certificates traded and to identify when they are likely used to sign malware in the wild. Using these methods, we document a shift in the methods that malware authors employ to obtain valid digital signatures. While prior studies have reported the use of code-signing certificates that had been compromised or obtained directly from legitimate Certification Authorities, we observe that, in 2017, these methods have become secondary to purchasing certificates from underground vendors. We also find that the need to bypass platform protections such as Microsoft Defender SmartScreen plays a growing role in driving the demand for Authenticode certificates. Together, these findings suggest that the trade in certificates issued for abuse represents an emerging segment of the underground economy.

1. Introduction

How can Alice ensure that an executable program developed by Bob has not been tampered with or replaced by malware? As a solution to this problem, modern computing platforms have adopted digital signatures, in which the trust derives from a Public Key Infrastructure (PKI). This infrastructure includes trusted third parties known as Certificate Authorities (CAs), who verify the identity of publishers such as Bob. Bob, the publisher of software, may obtain a code-signing certificate from these CAs through a vetting process where his identity is verified. After acquiring the certificate, Bob can sign his software and embed the certificate that

binds the signing keys to Bob’s identity. Alice, the client, can then check the validity of the certificate and verify the signature to ensure that the software really comes from Bob.

Although a digital signature does not guarantee that the software is safe to be executed, it helps establish trust in the program. In consequence, valid digital signatures can help malware bypass platform protections and anti-virus scanners [7]. A well-known example is the Stuxnet worm, which was digitally signed using keys stolen from two Taiwanese semiconductor companies [10]. Prior work also reports cases of compromised or abused certificates that were embedded in malware [4], [5], [7], [13], [16] or potentially unwanted programs (PUPs) [2], [8], [9], [17].

A longitudinal study of malware signed between 2003–2014 [7] reported that most of the certificates involved had been issued to legitimate software publishers and later compromised, as in Stuxnet’s case. Recent anecdotal evidence suggests that code signing certificates are also traded on underground markets [1], [12]. This trade allows malware creators to purchase a code signing certificate with a fresh publisher identity and to use it to sign malware.

In this paper, we present the first in-depth analysis of this underground trade, considering the whole ecosystem of vendors, malware developers, and certificate issuers, and investigating the vendor’s market share and the factors that drive the demand in the market. Having inspected 28 forums, 6 link directory websites, 4 general marketplaces and dozens of websites treating black market goods, we identify 4 leading vendors of code-signing certificates. The overall activity of these vendors has been increasing in the first half of 2017, with one of the vendors setting up his own e-shop in August 2017. We regularly collected stock information and analyzed the sales of this e-shop. During the 104 days of our observation period, the e-shop obtained a new certificate every two days, on average, and collected \$16,150 in revenue for selling these certificates. A new code-signing certificate generally trades for a few hundred dollars. Extended Validation code-signing certificates can also be purchased, for a few thousand dollars each, with the 2FA hardware tokens they are bound to them being subsequently shipped by post.

To further investigate the impact of this underground trade on the signed malware, we collect 14,221 signed malware samples using the VirusTotal Hunting¹ API and extract 1,163 from these samples. By analyzing the subset of samples that also carry a trusted timestamp, we find that around 60% of the abused certificates were used to sign malware within the first month after they were issued. This pattern of abuse is consistent with a black market that frequently obtains new certificates and makes them available for general consumption—as observed in our stock measurements for the code signing e-shop—but would be difficult to sustain by relying on signing keys stolen from legitimate publishers. To further corroborate this connection, we design a set of fingerprints for certificates whose sales were observed, and we use these fingerprints to link some of these certificates with the signed malware from the VirusTotal Hunting dataset.

We then build a graph by connecting publisher identities with certificates and signed malware families. We identify a large strongly connected component that contains most of the samples and mainly Russian publisher identities, with other components being generally small and well separated. The strong connectivity within the large component suggests a degree of cooperation among the various malware developer teams.

The emergence of this underground trade points to a growth in the demand for code signing certificates from malware authors. The requests for certificates on underground forums and the marketing messages of the four certificate vendors suggest that a key factor driving this demand is the need to bypass the *Microsoft Defender SmartScreen* [11], a certificate reputation system built into Windows 10. In turn, this demand has created a market opportunity for specialized vendors who can obtain new certificates regularly and sell them for immediate use.

In summary, this paper makes three contributions:

- We analyze the underground trade in code signing certificates and illuminate its business model, marketplaces and pattern of transactions.
- We find a shift in how malware is signed, as the demand for new certificates leads to a growing prevalence of certificates issued for abuse (rather than compromised certificates, as reported in the prior work).
- We perform a graph-based analysis of the attributes of signed malware, and we reveal new relationships among malware developers.

2. Problem Statement

2.1. Code Signing Overview

The code signing PKI provides authenticity of a software publisher and integrity of the publishers' software. Similar to the Web PKI (e.g., TLS), Certificate Authorities (CAs)

issue code signing certificates for software publishers after verifying publishers' identity. Publishers use their code signing certificates to sign software before distributing their software. After verifying the signature embedded in the signed software, clients are able to identify who publishes the software and to know that no other entity ever alters the signed software.

Another difference compared to TLS is that while with TLS, a fresh session is always established, with once signing (one version of) software is usually signed only once and then the signature should stay valid. Since distribution of software is sometimes not straightforward, it is often desired for the signature to stay valid even beyond validity period of the certificate it was signed with. For these purposes, Time Stamping Authorities (TSAs) were established. Once a publisher has signed a piece of software, before distributing it the software is submitted to a TSA. TSA verifies the publisher signature, appends a current time stamp and signs it with its own certificate. In this way, client can verify when the software was signed by the publisher. Hence, even when the code signing certificate is expired, as long as the software was signed during the certificate validity period and it is time stamped, the signature is still considered valid.

2.2. Code Signing Abuse

Numerous malicious program files (e.g., Potentially Unwanted Programs, malware) have been properly signed and distributed. Moreover, its number has been increasing [2], [8], [17]. As a result, defense systems such as Microsoft Defender SmartScreen started using the code signing PKI as a factor to classify program files. Moreover, acquiring a new certificate has been introduced with more strict vetting processes.

Microsoft Defender SmartScreen. Reputation based systems such as *Microsoft Defender SmartScreen* [11] have been designed to work with the code signing PKI and (usually internal) databases of applications and publishers' reputation to assess if software is safe to launch. When an executable is downloaded on Windows 10 machine, SmartScreen attempts to assess its reputation [11] before it allows the client to launch it. If it (the application, code signing certificate, URL it was downloaded from etc.) appears on a black list, the reputation is deemed negative. If the application has a track record of having been installed on many client's machine and is deemed benign, then the application launches without any warnings.

However, if SmartScreen encounters a previously unknown application (and publisher), even if the software is signed with a correct verifiable signature, SmartScreen issues a warning to the user before launching it. This provides a challenge for malware developers, as even when they manage to obtain a valid signature for their malware, if they want to go unnoticed, a positive reputation needs to be built for the certificate first by signing benign programs and installing them on many client machines. In this way, SmartScreen establishes a positive reputation for the certificate and then

1. www.virustotal.com

correctly signed malware can be launched without any user warning.

EV Certificates. To prevent the code signing PKI abuse, a new certificate was introduced, called as Extended Validation (EV) certificate. Obtaining an EV certificate requires more strict vetting processes. If signing Windows drivers or other more sensitive software is required, an EV certificate is necessary. These certificates come with already positive SmartScreen reputation, are regarded as more sensitive and they require two-factor authentication using a hardware token².

2.3. Research Questions

This paper aims to analyze current trends in code signing abuse and focuses on the following topics.

Code Signing Black Market Analysis. In general, we aim to inspect the black market and answer what is the common business model of code signing abuse, what goods are sold (certificates, signatures), where do they come from, what is the price and properties of the purchases and how and where the vendors are active.

Connectivity of Code Signing Abuse Industry. We also aim to judge the level of co-operation and connectivity in code signing abuse – whether various malware developers share certificates with other teams (through a 3rd party service providing signatures or just by themselves) and see if individual malware campaigns are often connected with other ones or if some of them work in an isolated manner.

Compromised vs. Mal-Issued Certificates. As in previous work that concerned older datasets [7], we strive to judge where the code signing certificates enter the black market and what are the current trends – whether existing certificates of legitimate companies are compromised or CAs are tricked into issuing a certificate straight to a malicious party.

Certificate-Controlling Parties. Finally, we aim to judge who is controlling the individual certificates in code signing abuse (as the certificates are the most valuable goods in the system) – whether malware developers buy their own certificates, or use some 3rd party service that provides just signatures, or if black market vendors sell access to individual certificates to multiple malware development teams.

3. Data Collection

To characterize current trends in code signing abuse, we first explore the black market. We inspect black market websites where goods related to code signing abuse are traded, analyze vendors and their business models, and

observe their activities. In the second part of our research, samples of signed malware are analyzed. The aim is to look for the traces of black market certificates used in the wild and provide further insight into the ecosystem of the code-signing abuse. In this section, we describe how we prepared the data for these analysis.

3.1. Black Market Study

To the best of our knowledge, there is no extensive list of the black market websites engaging in the trade of code signing. Hence, (1) we start with a small number of publicly available, well-known websites (e.g. forums and marketplaces), and use the websites to gradually expand our data set. From these data sets, (2) we conduct an investigation on the vendors who treat code signing certificates. We then analyze information about goods in stock over time to estimate the portion of black market that we have observed.

Due to the large variety in both structure and anti-crawling protections the black market sites feature, automatic analysis is rather difficult. Hence, we resort to perform most of the inspection manually, using the sites built-in search tools (search queries are issued for the following strings of keywords: “code signing certificate”, “code signing”, “sign”, “signature” and “sign certificate” with Russian equivalents of these being search for as well on Russian speaking forums). Automated data collection is utilized where appropriate – e.g. for crawling stock information to see stock updates over time.

Forums and Marketplaces. We begin with a set of well known Internet forums (such as Hackforums), link directory sites (mostly on dark web, e.g. Torlinks) and general marketplaces on dark web (such as Dream Market). Using these websites and the information on them, our data set is then gradually expanded.

In total, we inspect 28 forums, 6 link directory websites pointing to other more specialized web pages, 4 general marketplaces and dozens of websites dedicated to various black market goods (such as credit cards or PayPal accounts), and one website specialized in selling anonymous code signing certificates. While earlier reports by security companies (such as one by InfoArmor [6]) reported on an e-shop with anonymous code signing certificates named *certs4you*, this e-shop was no longer accessible during our research. However, one of the black market vendors observed by us on a forum has set up a new e-shop, *Codesigning Guru*, with anonymous certificates during the period of our research. Screenshots from both forum posts and the e-shop can be found in Appendix A.

Vendors & Purchases. We have observed in total 4 vendors operating across many forums (under the same handle) and one e-shop, claimed to be set up by one of the observed vendors. We gather information about the vendor activity (registration date, post date, last edit date etc.).

Specifically, we focused on stock updates and vouches. To encourage sales, vendors often provide information about remaining stock, which can be aggregated across forums.

2. EV Code Signing certificate https://knowledge.symantec.com/support/code-signing-support/index?page=content&id=INFO1852&actp=GETTING_STARTED

Customers, on the other hand, sometimes provide vouches – a claim that they have utilized the services offered by the vendor and that the offer is not a scam – a mechanism often used on black market where establishing a trusted relationships is difficult.

On the Codesigning Guru e-shop, payments for certificates were handled through the *Selly*³ platform that facilitates purchases of digital products paid by digital currencies. Through Selly widget, information about count of certificates on stock was provided. Hence, we have created a crawler that collected count of certificates on stock every five minutes from 2017/08/25 till 2017/12/07. The use of Selly enabled us to crawl the information by accessing only the Selly widget and not loading the e-shop web site itself (in this way, our traffic was more difficult to spot as the e-shop owner would have to get the information about our periodic visits from Selly itself).

Information about certificate stock was then used to assess the size of the business and attempt to link the observed sold certificates with certificates observed in the second part – collection of signed malware samples.

3.2. Signed Malware

Malware was collected over the course of several months. We then filtered out PUP and left only malware that was correctly signed.

Data Sources. Our dataset was collected using the *Hunting* feature on *VirusTotal*⁴ – in this way, reports for all files that are submitted to VirusTotal when the hunting is running that satisfy a given condition are collected. In our case, the condition was having more than 10 positive reports and the hunting ran between 2017/04/18 and 2017/11/24. Since the reports from hunting do not provide detailed information about the signed binary, we re-query VirusTotal with the list of SHA256 hashes caught by hunting using the private API. The private API returns further information about these hashes including the AV detections and the certificate information–e.g. the issue date, the publisher name and the signing date.

Once we applied our filtering (description of which follows) and were left with correctly signed malware only, information about certificates were extracted.

Filtering for Signed Malware. To separate PUP from malware, we have used approach introduced in prior work [7]. First, we have calculated r_{mal} rate as fraction of positive reports from total AVs that were used to scan the sample. Then, we identified 12 keywords that are often used in AV labels to indicate PUP, such as “pup” or “adware”. We have then calculated r_{pup} rate as fraction of labels including one of these keywords out of all positive AV reports for given sample.

While probably not all of the AV labels indicating PUP were caught with our simple 12-keyword approach, Figure 2 shows that there is a clear separation between a cluster

Item	Count
Total samples	2,117,600
Malware	188,421
Correctly signed malware	14,221
Extracted certificates	1,163
Publisher names	1,073
Publisher Identities	788
Non-singleton PIs	114
Distinct publisher names in non-singleton PIs	399

TABLE 1: Summary of counts of samples, certificates and publishers as we proceeded through the data preparation pipeline. Non-singleton PIs are PIs that correspond to at least two distinct publisher names extracted from certificates.

of samples that appear to be PUP (having higher r_{pup} and lower r_{mal}) and a cluster of samples that appears to be malware with high confidence (very low r_{pup} and high r_{mal}). Hence, we have decided to keep the thresholds used in previous work and recognize samples that have $r_{mal} \geq 0.33$ and $r_{pup} \leq 0.1$ as malware.

Since we want to analyze malware where the developers successfully managed to abuse code signing, we then perform further filtering and keep only samples where signature was successfully verified by VirusTotal (that is, the “Verify” flag says “Signed” in the sigcheck field). Table 1 provides the summary of the malware samples.

4. The Code-Signing Black Market

As described in section 3.1, we managed to observe in total 4 black market vendors (A–D) whose presence ranged from 2 to 10 forums. We present their activity and business model followed by the economic aspects (e.g. the prices). From their activities throughout our observation period, we report their size of business (e.g. observed sales volume). The summary of this investigation is depicted in table 2. Moreover, we attempt to search the use of these certificates in a separate data set where the signed malware is collected, based on several fingerprints we identify by studying the black market.

4.1. Vendors

Presence. Vendor D operated on English speaking forums only (2 forums in total); vendors A, C operated on Russian forums only (10, resp. 3 forums); and vendor B, the most active one, operated on both English and Russian forums (5 English and 3 Russian), though he indicated to be of Russian origin, at one point mentioning he was “expanding his business [to the English forums]”.

Generally, our research started on the more known and publicly accessible forums. However, we have encountered most of the vendors already there and as we continued to progress to forums that are more difficult to access, we still encountered the same vendors again and again. (Eventually, we have reached also forums that we were not able to access

3. www.selly.gg

4. www.virustotal.com

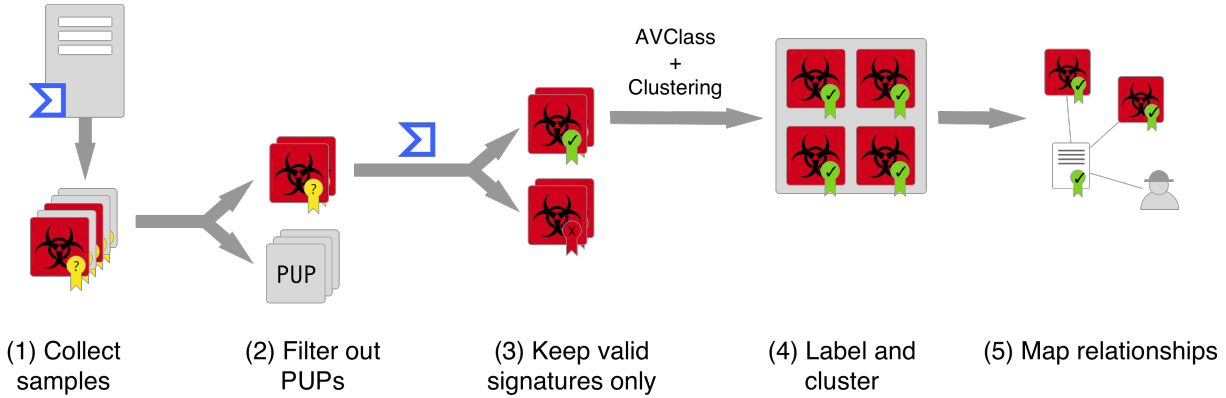


Figure 1: Simplified diagram of the signed malware analysis pipeline. Samples were collected on VirusTotal (1), then PUPs were filtered out (2) and only malware with a valid signature was kept (3). Samples were then labeled using AVClass and clustered using Publisher Identities (4). Finally, Malware Map was built (5) to analyze relationship between the samples, certificates and Publisher Identities.

Vendor	Activity & Presence			Observed Sales Volume			Products	
	First Joined	Last Reply	Forums	Vouches	Updates	E-Shop	Item: pieces	Price (\$)
A	2011-09-07	2015-05-25	3	0	-	-	Regular: 1	1000
							Regular: 10+	800
							Regular: 15+	700
B (Codesigning Guru)	2016-01-08	2017-08-08	8	3	7+	41	Regular (Comodo)	350
							Regular (Thawte)	500
							EV	2500
C	2016-09-09	2017-01-27	10	0	-	-	EV (earlier posts)	1600
							EV (current)	3000
D	2017-03-07	2017-08-13	2	4	7+	-	Regular: 1	400
							Regular: 5	1700
							Regular: 10	3500
							w/ SmartScreen rep.: 1	800
							w/ SmartScreen rep.: 5	3700
							w/ SmartScreen rep.: 10	7000

TABLE 2: Summary of the vendors. Observed activity and information is listed as of 2017/08/14 (with the exception of the e-shop sales that were collected from 2017/08/25 till 2017/12/07). Since all the sales take place in private, even vendors that have made their last appearance on the forums long ago might continue being in business. Observed sales volume is listed as gathered from vouches, updates of counts of certificates on stock and e-shop stock information crawl (where applicable).

due to the closed community.) General impression was that the vendors usually started on the more protected forums and were recently reaching out to the more public (and newbie) ones to expand their business.

During our observation period, the vendor B has broadened his presence by setting up a new e-shop with anonymous certificates on Codesigning Guru at the beginning of August 2017. Goods and prices generally matched what this vendors was selling on the forums. URL of the e-shop was often promoted on the forums to point potential customers there.

Activity. Generally, the activity of the vendors was surging. While the oldest vendor A appeared not to be very active anymore, with all posts from 2015 with no updates, the two vendors with the largest presence, B and D, were building it in the last months. The three more recent vendors B, C, D all had half or more of their posts (threads) established

after May 2017.

The two most active vendors B and D regularly updated their posts (approx. once or twice per month) and provided replies and stock updates. On major forums, such a thread often contained over 10 public comments of forum users and over 10 replies and updates from the vendor.

Mechanisms. Vendors generally start a new thread on a forum, detail their offerings in the first post and then update the post over time with new features, price changes, etc. Other users ask question and provide vouches (reviews of successful purchases). Vendors answer questions and sometimes provide updates regarding their stock. All purchases take place in private, usually over jabber or messaging service built-in to the forum platform (which often utilizes jabber as well). Hence, estimating sales and dates of last activity is difficult.

Vendors generally use the same handle (username)

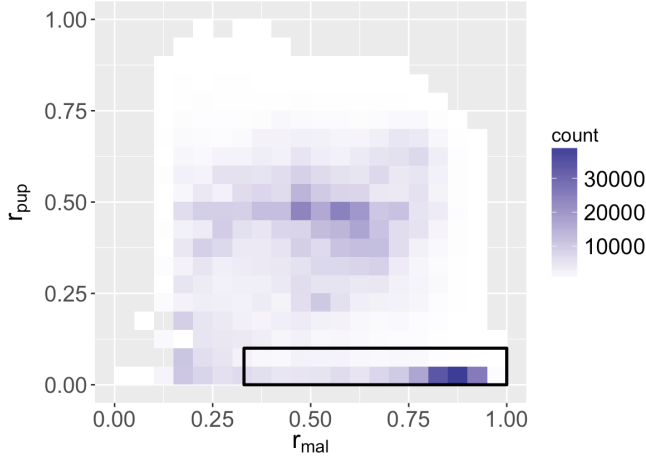


Figure 2: Graph showing separation between malware and PUP clusters. White color represents the lowest concentration of samples, violet the largest. Black rectangle shows the threshold values and marks the area of samples that were considered malware

across the forums to keep their reputation. The format and content of the post is often exactly the same. For linking vendor identity across forums, we have used vendor contact information, handle, post content and post format – contact information were sometimes missing (relying on the forum’s built-in messaging system), then we relied on the other properties.

Business Model. At all vendors, the business model was simple: selling anonymous code signing certificates. While we expected to see at least some services of Signature-as-a-Service type (possibly also integrated into Pay-per-Install delivery networks), we were not able to find any, even though previous reports [6] indicate that there were some in the past (with no indication of how successful they actually were, though).

All vendors claimed that their certificates are freshly issued, that is, that they have not been stolen in any way but obtained straight from a CA. Further, all vendors claimed that they sell one certificate into the hands of just one client – though there was no strong guarantee – and they often offered free or cheap one-time reissue in some cases if the certificate was blacklisted too soon. (Vendors did not appear to be concerned with revocation, often stating that it usually “takes ages” until a CA revokes an abused certificate.)

4.2. Goods and Deals

Goods. Inventories of all four observed vendors are rather similar. Vendors A, D focus on general code signing certificates, vendor C offers EV certificates only and the most active vendor B (who is behind the Codesigning Guru e-shop) offers both types of certificates.

All vendors claim that certificates are fresh, obtained directly from a CA. For customers, this should be easy to

confirm by checking the issue date, as certificates appeared to be sold very soon after being put on stock by the vendor. Some vendors even claim to obtain the certificate on demand, having the certificate issued once a customer pays half of the price. Interestingly, vendor A even claims that he always has a few publisher identities prepared and the customer can then choose which of these publisher names he wants to have his certificate issued on.

However, confirming that the certificate was not sold also to another customer is a different story, this probably cannot be easily verified unless an EV certificate that is always tied to a hardware token is purchased. However, all vendors claim to sell one certificate in one hands only and sometimes even offer one-time replacement if the certificate is blacklisted too quickly.

SmartScreen Reputation Built-Certificates. Especially on forums that appear more beginner centered, less proficient users often appeared to not have a clear idea how code signing works, but rather just seeing that SmartScreen blocked their unsigned malware from being launched or produced undesirable warnings. Hence, on these forums, vendors often explain how code signing works in their posts and include keywords like “bypass SmartScreen” in their post titles indicating that this is what less proficient malware developers search for.

With general (non-EV) code signing certificates, SmartScreen reputation first needs to be built-up before malware can be installed and executed without issuing warnings. Vendor D offers certificates with already built reputation for double the price of a certificate without reputation. Vendor B (Codesigning Guru) does not offer certificates with positive reputation unless a special demand is filed. Moreover, FAQ on Codesigning Guru mention that approx. 2000-3000 installs of benign files on Windows 10 systems are needed in order to establish sufficient SmartScreen reputation to avoid warnings.

Prices. General code signing certificates are between \$350-\$500. Vendor D offers certificates from various CAs (cites Comodo, Thawte, DigiCert, Symantec), all for \$400. The most active vendor B distinguishes by CA – a Comodo certificate is \$350 while Thawte certificates, considered more trustworthy, are \$500 each. Bulk discounts often apply.

EV certificates are much more expensive. Earlier posts by vendor C list the price of \$1600 while more up-to-date posts by the same vendor C offer EV certificates for \$3000. Vendor B sells EV certificates for \$2500 (both in the forums and in the Codesigning Guru e-shop). This high price is probably due to the extensive vetting process and the fact that the 2FA hardware token needs to be sent by post to the customer that buys the EV certificate.

4.3. Sales Volume

Forums: Vouches & Stock Updates. As all purchases on forums take place in private, it is generally very difficult to estimate sales counts. Vouches are the form of establishing trust on black market, with users claiming they have used

Certificates	Total		Average per month	
	Items sold	Revenue (\$)	Items sold	Revenue (\$)
Comodo	29	10,150	8.36	2,928
Thawte	12	6,000	3.46	1,731
Total	41	16,150	11.83	4,659

TABLE 3: Sales volumes observed on Codesigning Guru (observation period from 2017/08/25 till 2017/12/07, 104 days in total).

the service and providing a short review of it. However, since we have observed very few (2 for vendor B and 4 for vendor D), estimating sales very well based on vouches is not feasible.

A little bit more fruitful resource are stock updates that are sometimes provided by the vendors (even though they should be taken with a grain of salt, since they obviously might not be true). For the most active vendor B, we have aggregated in total 17 stock updates across 6 forums. We have for example observed that at one point four code signing certificates were sold in just four days, and in other period no certificate sold in 14 days. However, while stock updates might be good to get a very general impression about sales and provide good information about some short-term periods, estimating long term sales is not easily doable.

E-Shop: Stock Information Crawl. Better source for sales information proved to be the stock information on Codesigning Guru e-shop. Backed by vendor B, the most active of the observed black market vendors, the e-shop offers Comodo and Thawte general code signing certificates and then EV certificates. Comodo and Thawte stock information is publicly accessible; EV certificates are on demand.

For out period of observation (from 2017/08/25 till 2017/12/07, 104 days in total), we have observed 41 sold certificates, resulting in average rate of 11.8 certificates per month for this single vendor and total revenue of \$16,150. More detailed sales volumes along with observed revenue information are described in Table 3.

Demand seems to be rather high, certificates are often sold out within one day of being put on stock. Other observations can be also made from the stock updates – since the certificates are claimed to be fresh, issue dates might be estimated.

4.4. Linking Observed Certificates

Data Overview. As mentioned in Section 3.1, stock information on the black-market certificate e-shop were collected in 5-minute intervals. Our observation also was that every time, the individual certificates were put on stock one by one – even when for example 4 certificates came on stock during 4 hours in one morning, each of them was put on stock separately with gaps of at least 10 minutes.

According to the e-shop owner (vendor B), these certificates are fresh, acquired straight from the CA. Hence, this led us to a conclusion that the certificates might have

been put on stock immediately after being obtained, which would mean that the date a certificate came on stock would correspond to issue date of this certificate.

Two more pieces of information we had were what CA that issued the certificate (the stock information were separate for Comodo and Thawte certificates) and then the indication that all certificates sold on this particular e-shop were issued on British companies (while there is no guarantee for this claim, it was claimed by the e-shop owner on a forum short time before the e-shop was established).

Linking the Certificates. Hence, we have noted the dates when individual certificates came on stock and compared those to issue dates of certificates in our VT dataset of signed malware.

Particularly with Thawte certificates (as there were not as many Thawte as Comodo certificates in our VT dataset), the indication that we have observed certificates originated from the e-shop was rather strong: During our crawling period (from 2017/08/25 till 2017/12/07), 11 Thawte certificates came on stock in the e-shop. During the same period, 145 certificates from our VT dataset were issued. Out of these, 10 (6.9%) are from Thawte and 11 (7.6%) have a British publisher. Only 5 (3.4%) certificates are both issued by Thawte and with a British publisher and all of these 5 certificates are issued on a date when a Thawte certificate was put on stock in the e-shop – hence, the correlation is rather strong.

Inspecting the Companies. We have looked closer at the publishers noted in these certificates using the beta version of the British public register of companies⁵. All of the publishers were rather young companies, some of them being incorporated around a month before their code-signing certificate was issued and most of those did not have software development as their primary focus. However, as the companies were rather new, we were not able to find out any contact information where we could try to speak with the owner to see if the businesses are legitimate or set up only to abuse code signing.

Either way, this points to a problem in the vetting process of CAs – either a malicious party managed to set up a shell company and have a certificate issued on it (without proving identity of the founder), or impersonate a real company (possibly using the data available in the public register).

5. Signed Malware Analysis

While conducting the study on code-signing black market, we observed that the market is active and the vendors have a potential of scaling the business. This leads to the question of (1) how prevalent the certificates from black market are among the signed malware and (2) who make purchase and take control of those certificates. Unfortunately, identifying the certificates from the black market is a difficult problem. In section 4.4, we made an attempt to find the use of the certificates using several learned

5. beta.companieshouse.gov.uk

fingerprints from the black market. Although we were able to find certificates that are likely from the black market, it did not scale well— 5 (3.4%) certificates identified. For a perfect fingerprint, it requires information such as the serial number of the certificate or the direct identity (e.g. publisher) on the certificate, which all could be acquired by having the certificate itself through purchase. Even though we are able to buy those certificates, based on the claim from the vendors—that the certificate is fresh— it would be hard to trace the use of the certificate.

Instead, we start our search of certificates from the black market from the signed malware. We target malware since it benefits the most from using those certificates in the sense that (1) it would help bypass the protection and (2) it does not reveal their identity. As described in section 3.2, we collect malware with valid certificate and conduct several analysis to answer to the questions stated above. For the analysis of signed malware ecosystem, we start from introducing an abstraction, named as *Signed Malware Map*, which captures the relationships and communities among the malware and the abusive certificates.

5.1. The Signed Malware Map

Here we introduce the *Signed Malware Map*, which captures the code-signing abuse ecosystem. The signed malware map is a graph reflecting the relationship among malware families and the certificates they use. We first introduce the preparation of the entities that consists of the graph. Then, we describe the construction of the signed malware map.

Clustering Publishers. As indicated in prior work [8], multiple certificates tend to be issued to what appears to be one publisher company identity with slight variation in the publisher name – the motivation seems to be clear here: not having to set up multiple fake identities but at the same time try to prevent efficient revocation of multiple certificates belonging to the same malicious publisher.

We tried to apply publisher clustering technique proposed in prior work [8] that utilizes normalized edit distance. However, we found out that it was not ideal approach in our case since (1) publishers with different company names with low edit distance (for example companies with short names) ended up in the same cluster even though the publisher identity seemed to be different and (2) most of the certificates did not contain precise street address to help with the clustering.

Hence, we have developed our own approach. Most of the variations in publisher names appeared to be in non-letter characters, such as commas, dashes, quotes and sometimes even backticks. More interestingly, the exact same publisher names have often appeared with different suffixes indicating the company type, such as "Ltd." and "OOO" (Russian version of Ltd.) – even though publisher country stays the same. An example might be the following three publisher names:

- Ltd "Vet Faktor"
- OOO, Vet - Faktor

- LLC "VET FAKTOR"

Our technique for clustering the publishers then comprised of (1) removing all company type identifier substrings such as "LLC" and "Co.", (2) removing all non-letter characters such as dashes, commas and spaces, (3) converting the string to lowercase and (4) comparing the resulting strings for exact match. The resulting publisher name clusters were then examined by hand on a subset of samples to confirm that the clustering works as intended.

We refer to a cluster of publisher names (that match as described above) as *Publisher Identity (PI)*.

Over a third (37.19%) of publisher names extracted from certificates belong to a non-singleton PI (that is, there exists a different publisher name that matches the same Publisher Identity). Count of unique publisher names, PIs and other statistics are listed in Table 1.

AVClass Labeling. Only clustering publishers by itself does not provide enough connections between the certificates and publisher names. Hence, our next step to build analyzable communities was to label the samples with malware family names they are recognized as belonging to – we used AVClass tool [14] to extract the malware family information from AV labels. This step enabled us to build the complete map (network) of malware description of which follows.

For the labeling process, AVClass was left in its default configuration apart from whitelisting the word "confidence" so that AVClass would not consider it a malware family name. This was determined by analysis of the labeled data – after performing the labeling, we have examined outlier families. Family named "confidence" had most samples and certificates, but when we inspected the AV labels that led to individual samples being labeled as "confidence" family, we discovered that this was due to many AVs providing confidence level in the label (e.g. "malicious_confidence100%") and AVClass accidentally considering this a family name. Hence, we whitelisted the term "confidence" so that it would not be treated as a malware family name. (Other outliers with many samples and certificates appeared to represent genuine large malware campaigns, such as the labeled Zusy spyware, Loskad trojan, and iCloader and Loadmoney being on the border of PUP and droppers.)

Building the Signed Malware Map. To analyze the relationships and communities of PIs and certificates, we have built a graph. There are two types of nodes: (1) nodes representing a malware family and (2) nodes representing a PI. There is an edge between a malware family and a PI if there exists a sample that belongs to this malware family and is signed by a certificate issued to this PI. Moreover, there is an edge between two malware families if there are two samples, each of them belonging to one of the families, that are signed with the *same* certificate. (Hence, the graph is *not* bipartite.) To further simplify the graph, we exclude all singleton malware families – that is, families that contain just one sample, as they do not provide any new connections between publishers and malware families and hence do not contribute significantly to the overview of relationships.

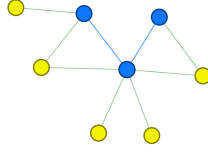


Figure 3: A smaller component consisting of 3 malware families (blue) and 5 PIs (yellow).

The assumption behind this construction is that if two samples of malware belong to the same malware family, there is a high chance that the same team of malware developers is behind both of the samples.

Direct connections between malware families if they share a certificate are in place to avoid having third type of nodes representing certificates (which would add further complexity to the graph) but at the same time respect that connection through a certificate is stronger than through a PI – in the first case, the same entity controlling the certificate signed malware from both families (whether it’s the developer himself or some 3rd party). In the second case, 3rd party might have just obtained two different certificates for the same PI and shared it with two different malware developer teams (without actually seeing what they are signing with it).

5.2. Analysis of the Code-signing Abuse Ecosystem

First, we analyze structure of the Signed Malware Map – inspecting the strongly connected components. We have observed one dominant component that contains most of the samples as well as certificates (issued mostly to Russian publishers). The remaining nodes are parts of a large number of small components that always contain only a small number of samples and certificates (issued mostly to Chinese publishers). Hence, we divide the nodes in these two groups in our following observations.

Components. First of all, strongly connected components of the Malware Map were analyzed. Interestingly, the map consists of one large component (we will refer to it as *Major Component*, or *MC*) which encompasses 69.73% certificates and 60.53% PIs. Other than that, there are 196 small components, none of which contains more than 11 certificates and 9 PIs.

A typical smaller component consisting of 3 malware families and 5 PIs is shown in Figure 3.

Connectivity of MC. Interestingly, if we remove the PI nodes and consider the induced subgraph – that is, we consider only nodes representing malware families and edges between them that represent certificates shared among families – most of the MC still stays strongly connected, with only 7 malware families out of total 157 getting separated. (Unfortunately, the graph is too big to be shown here.)

This indicates that malware developer teams in MC either share certificates or use the same 3rd party service for signing their files. Based on findings from the Black Market

Item	Total	in MC	% in MC
Samples	14,221	13337	93.78%
Certificates	1,163	811	69.73%
PIs	788	477	60.53%
Families	317	157	49.53%

TABLE 4: Summary of counts of samples, certificates and publishers in the major component. Only non-singleton families (that is, families with more than one sample) are taken into account. MC stands for Major Component.

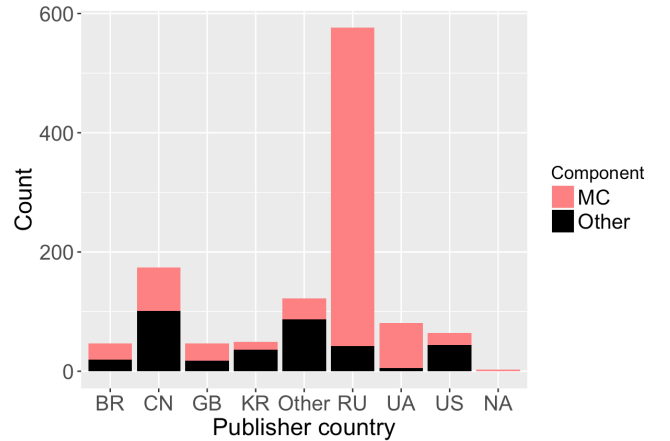


Figure 4: Distribution of publisher countries based on component.

Study presented in section 4 and certificate-family relations shown in section 5.3, it appears that malware developer teams themselves control their certificates. Then, this type of strong connectivity would indicate strong cooperation among malware developer teams behind samples from the MC.

Characteristics. Table shows the summary of distribution of samples, certificates etc. among the Major Component and other smaller components – as we can see, majority of samples as well as abused certificates are in the MC.

At the same time, as shown in Figure 4, majority of certificates in MC is issued to Russian and Ukrainian publishers, while in the smaller components, Chinese certificates are dominant.

Regarding distribution of CAs (as show in Figure 5 – altogether, by far most abused certificates come from Comodo. Also, Comodo and GoDaddy have more certificates in MC while other CAs have majority of their abused certificates in the smaller components.

5.3. The Prevalence of Black Market Certificates

We aim to estimate which method of abuse—legitimate but compromised certificates or certificates issued straight to black market—accounts for most of the digitally signed malware from 2017. Prior work [7] identified compromised certificates by searching for certificates used to sign both benign files and malware. Since then, however, Windows

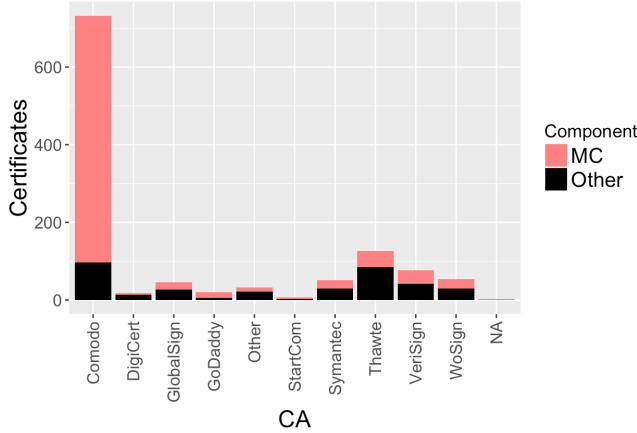


Figure 5: Distribution of CAs based on component.

SmartScreen protections have been built in to Windows 10 at operating system level [11], driving vendors and malware developers to build up SmartScreen reputation by first signing and distributing benign files before using the certificate to sign malware (see Section 4). In consequence, the existence of both benign files and malware signed with the same certificate is no longer a strong indication that the certificate was compromised.

To estimate how many certificates are issued straight to black market, we measure the delay between certificate issue date and the date when the certificate was first abused. Often, malware developers utilize Trusted Time Stamping to extend the validity of their malware past the certificate’s expiration date. In total, 603 out of the observed 1,163 abused certificates have been used to sign at least one time stamped file. We utilize these certificates to estimate the issue to abuse interval – we select the file that has the earliest date of Time Stamping and use this date as the date of abuse. Since the Time Stamp is signed by a Time Stamping Authority, it guarantees that the piece of malware was signed at this date.

Hence, we know that certificate was either issued straight to black market, or compromised at some point during this interval. For stolen certificates, we assume that they are uniformly likely to be stolen and abused at any point during their lifetime. However, certificates issued straight to black market are likely to be sold and used early after being issued and hence, a spike of abuse during first month or two likely indicates significant number of certificates issued straight to black market.

Result. Exploring how long does it take from when certificates are issued to when first malware is signed with them and timestamped shows that there is a significant spike in the first months.

Figure 6 shows how many months does this process take, depending on whether the certificate is in MC or not. Code signing certificates are usually issued for 1, 2 or 3 years. We can see that the graph follows this fact – in intervals of 3rd to 12th month, 13th to 24th month and 25th to 36th month, the

distribution of abused certificates is rather close to uniform distribution. However, there is a sharp spike in the 1st and 2nd month – indicating that a large amount of certificates get abused very quickly after they are issued. While the difference is significant also for certificates outside of MC, certificates in MC show the largest drop after the second month – in MC, more that 10 times more certificates are abused in the first month than on average in months 3-12.

Comparing months 3-12 shows that much less certificates in MC are abused in each of these months than among certificates out of MC. This might indicate that since malware developers in MC have probably found a way how to have issued fresh anonymous certificates, they do not have that much need to steal certificates from legitimate publishers. Among certificates out of MC, there is also spike in the first two months, but it is not as significant and larger number of certificates compromised between 3rd and 12th month suggests that compromising certificates of legitimate publishers is still lucrative for malware developers out of MC.

Figure 7 shows the same phenomenon in a cumulative graph – in MC, around 60% of all abused certificates get abused in the first month of being issued. Differences of this significance point to certificates being issued straight to black market where they are abused very quickly, and confirm the observations from the black market study presented in Section 4.

5.4. Certificate-Controlling Parties

The next goal is to see who is in control of the certificates – whether malware developers themselves control them or if they utilize some 3rd party services to get their malware signed (such as Signature-as-a-Service). Our assumption here is that if a certificate is used to sign only malware from only a small number of families, then this would indicate that one development team is responsible for these malware families and in control of the certificate. Samples from large number of families signed by one certificate would on the other hand point to some 3rd party service offering signatures to malware developers.

Certificate Point of View. Figure 8 shows that most of the certificates are used to sign less than 40 samples among 4 or less families – an indication that they are probably in the hands of the specific development team behind these few families.

Although there some outliers that signed malware from more than 10 families (with 2 of the certificates having more than hundred), it seems that signing lot of malware across many families is not the trend. We performed manual inspection to see what families are signed with these outliers and the families are mostly singletons (families with only one sample). This fact points to two possibilities – either these samples were not recognized by AVs as belonging to one specific family/development team even though they actually do belong to one team, or some signature providing services are used for malware campaigns that comprise of only one or few samples.

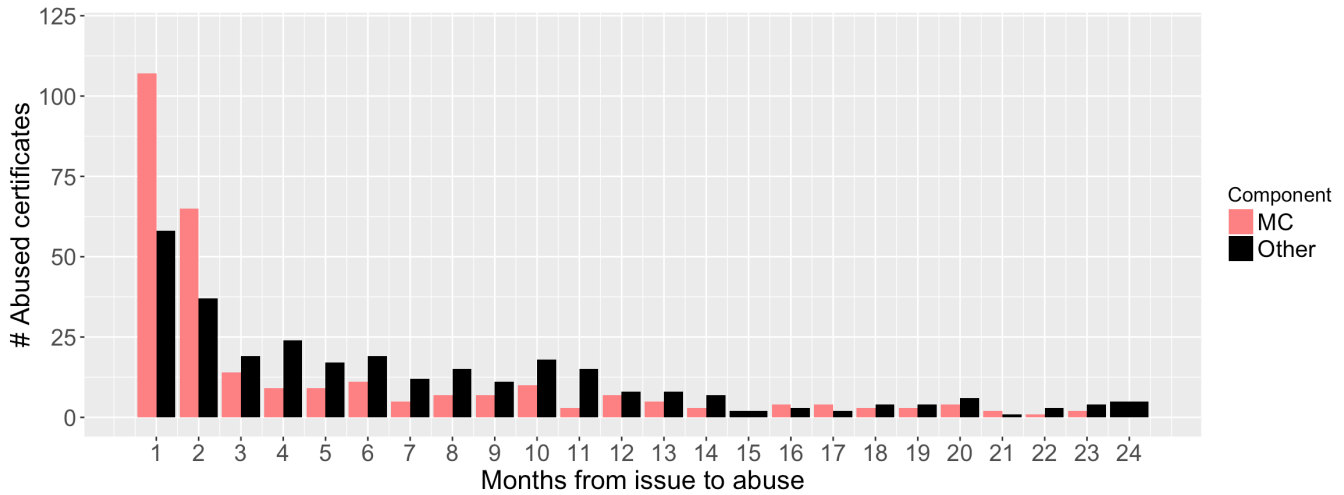


Figure 6: Interval from issue date to the date of first malware being signed and timestamped with a certificate.

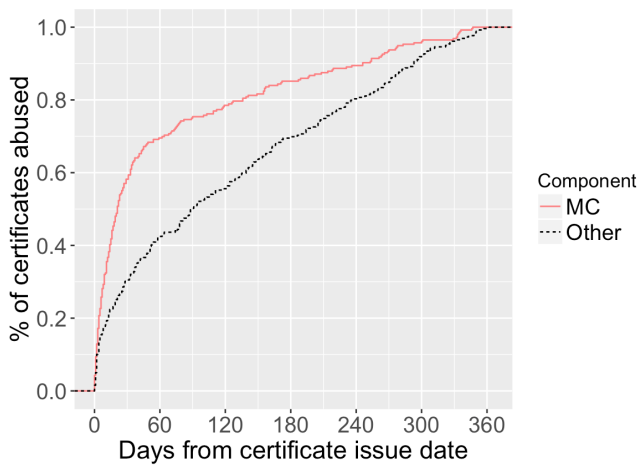


Figure 7: Percentage of certificates abused within specified number of days after being issued.

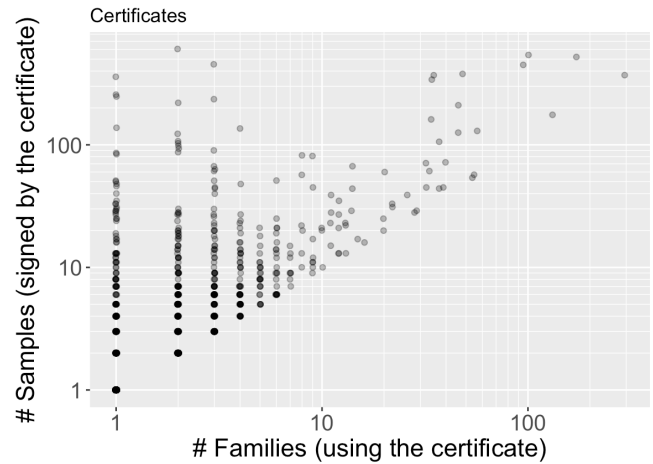


Figure 8: Samples and count of families per certificate.

Either way, most of the certificates are used to sign malware across few families only suggesting the malware development teams themselves control their certificates in most cases.

Malware Family Point of View. Observing the situation from the other side, Figure 9 provides insight on the problem from point of view of malware families. The situation is similar – with most families having less than 10 samples and less than 5 certificates, suggesting that there is usually not much variation in certificates used to sign malware from one family, which further points to the conclusion that each development team controls its few certificates.

This Figure also shows a couple of outliers, large malware campaigns that feature large number of samples and certificates – over 500 samples and 100 certificates in some cases. Some of these families are labeled by names in the graph.

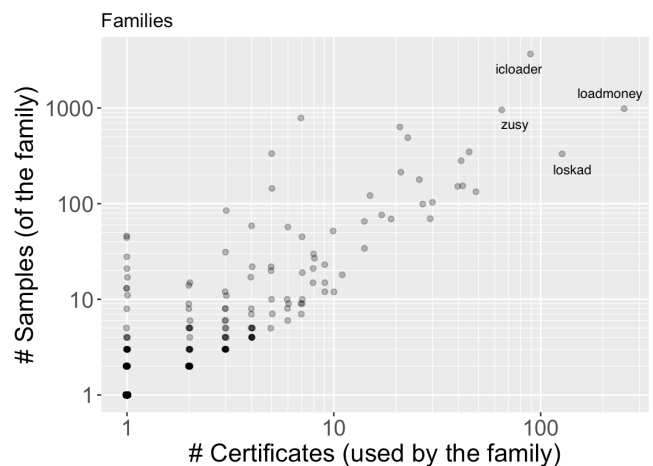


Figure 9: Samples and count of certificates per malware family.

6. Discussion

6.1. Weakness in Code-signing PKI and Possible Remediation

The weakness and challenges to the code signing system security presented in this study are the following.

Identity Checks. CAs should put more effort into improving the vetting process and making sure that the certificates are not issued straight to black market vendors on identities of either shell, bogus or unrelated real companies.

Revoking Matching Publisher Names. Our research shows that for over a third (37.19%) of publisher names we have extracted from the abused certificates, more abused certificates exist that use in general the same publisher name with only slight modifications (e.g. added backticks or quotes around the publisher name). Hence, if a CA finds out a certificate has been issued straight to the black market and should be revoked, it would be desirable to also revoke other certificates issued for the same PI.

Standardization of Publisher Name Format. Since comparing publisher names as we did in our research is not very efficient for large datasets, it would be desirable to standardize the way the publisher name is listed in the certificate (with/without commas, quotes, in the same way as it is listed in a public registry etc.) to make comparing publishers and revoking all certificates issued on (for example) one bogus company identity easier.

7. Related work

We discuss related work in the two key areas: measuring anonymous online marketplaces (i.e., black markets) and code signing abuse.

Black market studies. Christin [3] measured *Silk Road*, one of the largest anonymous online black markets in 2011 and 2012; the black market was operated as a Tor hidden service. He found that narcotics were mostly and actively sold and traded in the black market, and that the revenue of this black market was \$1.2 million a month. He also showed that the daily sales and the number of the items traded on the black market was increasing during his observation period. In October 2013, *Silk Road* was terminated; then, other anonymous online marketplaces (e.g., *Silk Road 2*, *Sheep Marketplace*, etc.) started appearing and taking over the anonymous online market service of *Silk Road*. Sosca et al. [15] analyzed how the *Silk Road* shut-down affected the anonymous online marketplaces by measuring 16 alternative anonymous black markets. Their observation is in line with Christin’s study; most trading items (70%) were narcotics. They also found that only a few vendors were very successful while most vendors earned less than \$10,000 in their entire observation period.

While lots of physical merchandise (e.g. the aforementioned narcotics) are sold on these general black markets such as *Silk Road*, we were not able to find any offer

for code-signing certificates on such marketplaces – these appear to be sold usually either on forums or dedicated e-shops.

Code signing PKI abuse. There are a few attempts to examine the code signing PKI abuse and factors. First, Sophos [17] measured their collected signed Windows PE files between 2008 and 2010. They found that the number of signed malicious PE files (e.g., Potentially Unwanted Programs, malware, etc.) was increasing in their study interval. In line with Sophos’ study, Kotzias et al. [8] and Alrawi et al. [2] also observed that most of the signed malicious PE files they examined were PUPs. While the abuse factors were not discussed in the previous studies, Kim et al. [7] focused solely on signed malware (excluding PUPs) and the abuse factors. They showed that most signed malware resulted from stolen private keys and also that a lot of signed malware contained an invalid or malformed signature.

Compared to these studies, we focused only on malware that is correctly signed and attempted to document the black market where the certificates came from, which was not previously studied. While majority of samples in dataset used by Kotzias et al. were PUPs, we excluded PUPs altogether and focused only on malicious signed binaries. Compared to Kim et. al, we focused solely on malware where the signatures can be properly verified and used a newer dataset that enabled us to amass much more samples of signed malware and document the current trends – while Kim et. al have shown that in 2014 and earlier, most certificates used to sign malware were obtained by stealing private keys, we document a new trend of obtaining anonymous certificates straight from the CAs that appears to have gained traction during 2016 and 2017.

8. Conclusions

In this paper, we report a new phenomenon in code-signing certificate abuse – the black markets trading code-signing certificates. We investigate 4 black market vendors with one of them setting up an e-shop specialized on code-signing certificates and selling more than 10 certificates per month with the total of \$16,150 in revenue in our observation period. Using a dataset of signed malware that we have collected, we support the vendors’ claims that the certificates are obtained straight from the CAs by showing that around 60% of all abused certificates are abused within their first month of existence. We further analyze the relationships between the certificates, publishers and malware families to show that individual developer teams appear to be in control of their own certificates. We also show that often, various certificates are issued on seemingly the same publisher with only slight variations in the publisher name format.

Our research shows that the code-signing abuse ecosystem is currently shifting to a new trend of obtaining the certificates straight from the CAs that, once established, scales better than having to steal each individual certificate. To counter these techniques, we suggest that CAs should be more thorough in their vetting processes in order to make it

more difficult to obtain a certificate on a shell or bogus company or impersonate a legitimate one. Furthermore, standardizing the publisher name format and revoking all certificates of the same publisher once a malicious publisher is discovered could further limit the damage done and make these techniques more expensive for malware developers and black market vendors.

References

- [1] Stuxnet-style code signing of malware becomes darknet cottage industry. <http://www.securitynewspaper.com/2015/11/04/stuxnet-style-code-signing-of-malware-becomes-darknet-cottage-industry/>, Nov 2015.
- [2] O. Alrawi and A. Mohaisen. Chains of distrust: Towards understanding certificates used for signing malicious applications. In *Proceedings of the 25th International Conference Companion on World Wide Web, WWW '16 Companion*, pages 451–456, Republic and Canton of Geneva, Switzerland, 2016. International World Wide Web Conferences Steering Committee.
- [3] N. Christin. Traveling the silk road: A measurement analysis of a large anonymous online marketplace. In *Proceedings of the 22nd international conference on World Wide Web*, pages 213–224. ACM, 2013.
- [4] N. Falliere, L. O'Murchu, and E. Chien. W32.Stuxnet dossier. Symantec Whitepaper, February 2011.
- [5] D. GOODIN. Stuxnet spawn infected kaspersky using stolen foxconn digital certificates, Jun 2015.
- [6] InfoArmor. GovRAT – Advanced Persistent Threats: Digital certificates on sale in the underground. http://www.infoarmor.com/wp-content/uploads/2016/04/Advanced_Persistent_Threats_Code_Signing.pdf, 2016.
- [7] D. Kim, B. J. Kwon, and T. Dumitras. Certified malware: Measuring breaches of trust in the windows code-signing pki. In *Proceedings of the 2017 ACM SIGSAC Conference on Computer and Communications Security, CCS '17*, 2017.
- [8] P. Kotzias, S. Matic, R. Rivera, and J. Caballero. Certified pup: Abuse in authenticode code signing. In *Proceedings of the 22nd ACM SIGSAC Conference on Computer and Communications Security, CCS '15*, pages 465–478, New York, NY, USA, 2015. ACM.
- [9] B. J. Kwon, V. Srinivas, A. Deshpande, and T. Dumitras. Catching worms, trojan horses and pups: Unsupervised detection of silent delivery campaigns. In *24th Annual Network and Distributed System Security Symposium, NDSS 2017, San Diego, California, USA, February 26 - March 1, 2017*, 2017.
- [10] A. Matrosov, E. Rodionov, D. Harley, and J. Malcho. Stuxnet under the microscope. https://www.esetnod32.ru/company/viruslab/analytcs/doc/Stuxnet_Under_the_Microscope.pdf.
- [11] Microsoft. Windows Defender SmartScreen. <https://docs.microsoft.com/en-us/windows/threat-protection/windows-defender-smartscreen/windows-defender-smartscreen-overview>, 2017.
- [12] C. Osborne. Software code signing certificates worth more than guns on the dark web. <http://www.zdnet.com/article/illicit-certificates-worth-more-than-guns-on-the-dark-web/>, Oct 2017.
- [13] K. L. G. Research and A. Team. The duqu 2.0 persistence module, Jun 2015.
- [14] M. Sebastián, R. Rivera, P. Kotzias, and J. Caballero. AVClass: A tool for massive malware labeling. *RAID*, 2016.
- [15] K. Soska and N. Christin. Measuring the longitudinal evolution of the online anonymous marketplace ecosystem. In *Proceedings of the 24th USENIX Conference on Security Symposium, SEC'15*, pages 33–48, Berkeley, CA, USA, 2015. USENIX Association.

[16] Swiat. Flame malware collision attack explained, Jun 2012.

[17] M. Wood. Want My Autograph? The Use and Abuse of Digital Signatures by Malware. *Virus Bulletin Conference September 2010*, (September):1–8, 2010.

Appendix

Code signing certificates are often advertised on black market forums. Some posts include even rich graphics. An example post is shown in Figure 10 and Figure 11 depicts a diagram of code signing certificate purchase from other black market post.

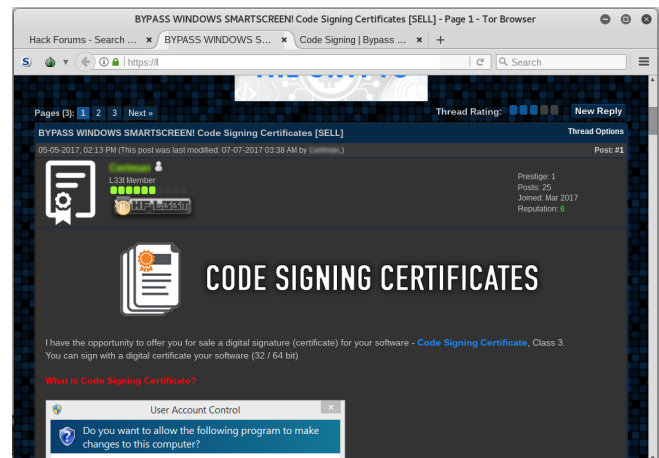


Figure 10: Example post offering code signing certificates on the black market.

The main page of the codesigning guru e-shop is shown in Figure 12 along with the page where Comodo code signing certificates can be purchased in Figure 13.

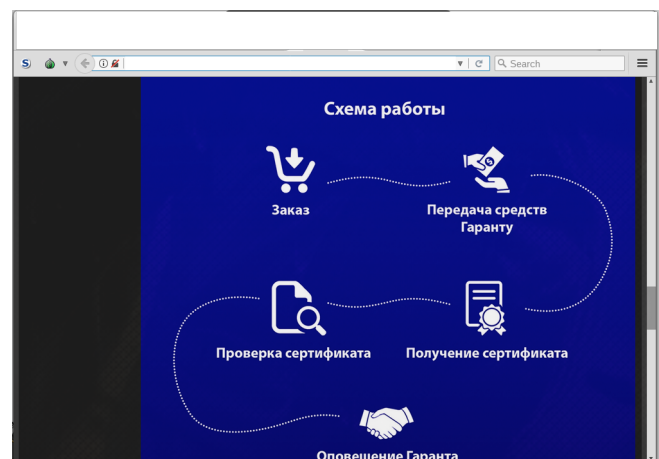


Figure 11: Code signing certificate purchase workflow illustrated in a black market post.

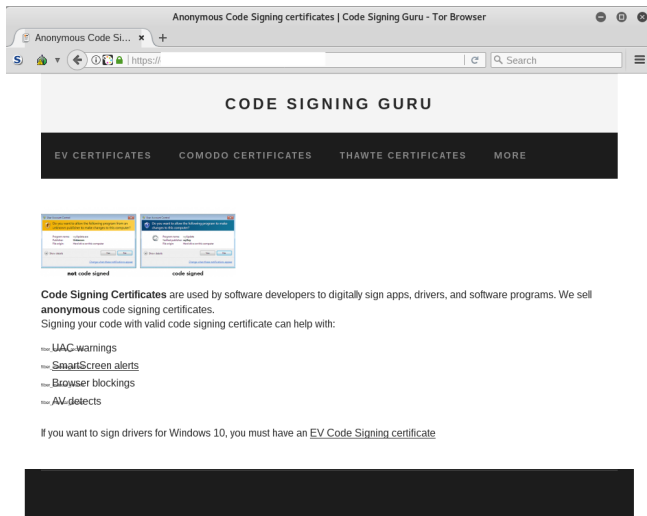


Figure 12: Main page of the codesigning guru e-shop.

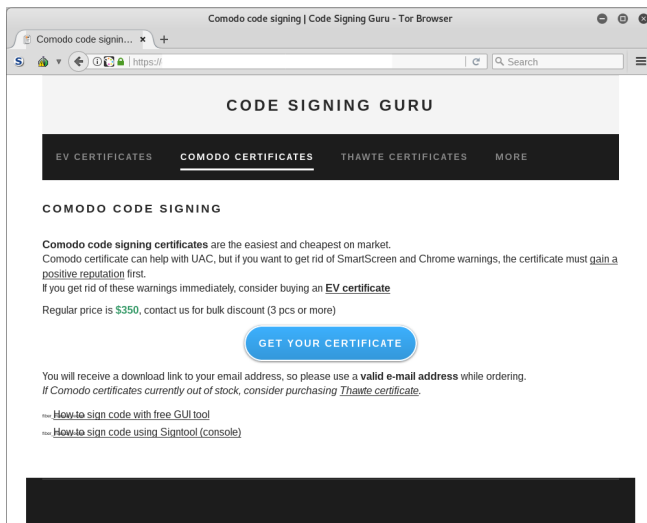


Figure 13: Page for buying Comodo code signing certificates in the codesigning guru e-shop.