

Local negative circuits and cyclic attractors in Boolean networks with at most five components

Elisa Tonello¹, Etienne Farcot¹, and Claudine Chaouiya²

¹School of Mathematical Sciences, University of Nottingham, Nottingham, NG7 2RD, UK

²Instituto Gulbenkian de Ciência, Oeiras, Portugal

Abstract

We consider the following question on the relationship between the asymptotic behaviours of Boolean networks and their regulatory structures: does the presence of a cyclic attractor imply the existence of a local negative circuit in the regulatory graph? When the number of model components n verifies $n \geq 6$, the answer is known to be negative. We show that the question can be translated into a Boolean satisfiability problem on $n \cdot 2^n$ variables. A Boolean formula expressing the absence of local negative circuits and a necessary condition for the existence of cyclic attractors is found unsatisfiable for $n \leq 5$. In other words, for Boolean networks with up to 5 components, the presence of a cyclic attractor requires the existence of a local negative circuit.

1 Introduction

Boolean networks are used to model the dynamics resulting from the interactions between n regulatory components that can assume only two values, 0 and 1. A map from $\{0, 1\}^n$ to itself defines a regulatory graph with one node for each regulatory component, and directed, signed edges that represent regulatory interactions. A regulation from a component to another might be observable only at certain states. Therefore, for each state of the system, a *local* regulatory graph is defined by considering only the regulations that can be observed at that state.

Relationships have been established between the presence of circuits in a regulatory graph and the asymptotic behaviours of the *asynchronous dynamics* of a Boolean network (under the asynchronous update scheme, at most one component can change at each step of the dynamics).

Here we consider the following question (for studies addressing related issues, see for example [5, 7, 8, 10, 12]):

Question 1. Does the presence of a cyclic attractor imply the existence of a local negative circuit in the regulatory graph?

A counterexample for the multilevel case, i.e., where the discrete variables can take their values in a broader range than $\{0, 1\}$, was presented by Richard [7]. Recently, a number of counterexamples have been identified for the Boolean setting. Ruet [12] exhibited a procedure to create counterexamples in the Boolean case, for every $n \geq 7$, n being the number of variables; these are maps admitting an antipodal attractive cycle and no local negative circuits in the regulatory graph. Tonello [16] and Fauré and Kaji [3] identified different Boolean versions of Richard's discrete example, that provide counterexamples to Question 1 for $n = 6$. A map with an antipodal attractive cycle and no local regulatory circuits also exists for $n = 6$ (we present such a map in appendix A).

However, Question 1 remains open for $n \leq 5$. In this work, we describe how it can be translated into a Boolean satisfiability problem (SAT). To this end, for a fixed number n of regulatory components, we consider $n \cdot 2^n$ Boolean variables, representing the values taken by the n components of the Boolean map on the 2^n states in $\{0, 1\}^n$. We then describe how the features referred to in Question 1 can be encoded as Boolean expressions on the $n \cdot 2^n$ variables. More precisely, we define a Boolean formula that encodes both the absence of local negative circuits and a necessary condition for the presence of a cyclic attractor. We further reduce the search space by exploiting symmetries of regulatory networks, so that, for small n , the problem can be analysed by a satisfiability solver in a few hours. The solver finds the formula unsatisfiable for $n \leq 5$, and provides further examples for $n = 6$.

The relevant definitions and background are introduced in section 2, whereas section 3 is dedicated to recasting Question 1 as a Boolean satisfiability problem. We discuss our results in section 4.

2 Background

In this section, we fix some notations and introduce the main definitions. We denote by \mathbb{B} the set $\{0, 1\}$, and fix an $n \in \mathbb{N}$. The elements of \mathbb{B}^n are also called *states*. The state $x \in \mathbb{B}^n$ with $x_i = 0$, $i = 1, \dots, n$ will be denoted $\mathbf{0}$. Given $x \in \mathbb{B}^n$ and a set of indices $I \subseteq \{1, \dots, n\}$, we denote by \bar{x}^I the state that satisfies $\bar{x}_i^I = 1 - x_i$ for $i \in I$, and $\bar{x}_i^I = x_i$ for $i \notin I$. If $I = \{i\}$ for some i , we simply write \bar{x}^i for $\bar{x}^{\{i\}}$. Given two states $x, y \in \mathbb{B}^n$, $d(x, y)$ denotes the Hamming distance between x and y . We call n -dimensional *hypercube graph* the directed graph on \mathbb{B}^n with an edge from $x \in \mathbb{B}^n$ to $y \in \mathbb{B}^n$ whenever $d(x, y) = 1$.

A Boolean network is defined by a map $f: \mathbb{B}^n \rightarrow \mathbb{B}^n$. The dynamical system defined by f is also referred to as the *synchronous dynamics*. The *asynchronous state transition graph* or *asynchronous dynamics* AD_f defined by f is a graph on \mathbb{B}^n with an edge from $x \in \mathbb{B}^n$ to \bar{x}^i for all $i \in \{1, \dots, n\}$ such that $f_i(x) \neq x_i$. We write (x, y) for the edge (transition) from x to y .

A non-empty subset $D \subseteq \mathbb{B}^n$ is *trap domain* for AD_f if, for every edge (x, y) , $x \in D$ implies $y \in D$. The minimal trap domains with respect to the inclusion are called *attractors* for the dynamics of the network. Attractors that consist of a single state are called *fixed points* or *stable states*; the other attractors are referred to as *cyclic attractors*.

Boolean networks are used to model the interactions between regulatory components. The interactions are derived from a Boolean map f as follows. For each state $x \in \mathbb{B}^n$, we define the *local regulatory graph* $G_f(x)$ of f at $x \in \mathbb{B}^n$ as a labelled directed graph with $\{1, \dots, n\}$ as set of nodes. The graph $G_f(x)$ contains an edge from node j to node i , also called *interaction* between j and i , when $f_i(\bar{x}^j) \neq f_i(x)$; the edge is represented as $j \rightarrow i$ and is labelled with $s = (\bar{x}_j^j - x_j) \cdot (f_i(\bar{x}^j) - f_i(x))$. The label s is also called the *sign* of the interaction, and accounts for the regulatory effect of j upon i at the state x .

The *global regulatory graph* G_f of f is the multi-directed labelled graph on $\{1, \dots, n\}$ that contains an edge $j \rightarrow i$ of sign s if there exists a state for which the local regulatory graph contains an interaction $j \rightarrow i$ of sign s . In the global regulatory graph parallel edges are permitted to account for different regulatory effects that can be observed at different states.

The sign of a path $i_1 \rightarrow i_2 \rightarrow \dots \rightarrow i_k$ in a regulatory graph is defined as the product of the signs of its edges. A *circuit* in a regulatory graph is a path $i_1 \rightarrow i_2 \rightarrow \dots \rightarrow i_k$ with $i_1 = i_k$ and such that the indices i_1, \dots, i_{k-1} are all distinct. We recall a useful result which can be found in [8, Remark 1] and [11, Lemma 5.2].

Lemma 1. *Let C be a circuit of $G_f(x)$ with set of vertices I . If the cardinality of $\{i \in I \mid f_i(x) \neq x_i\}$ is even (resp., odd), then C is a positive (resp. negative) circuit.*

2.1 Regulatory circuits and asymptotic behaviours

Following R. Thomas early conjectures [15], asymptotic properties of the asynchronous state transition graph have been connected to the existence and the signs of regulatory circuits.

Shih and Dong [13] established that, if no local regulatory circuit exists, then the map admits a unique fixed point. The result was extended to the multilevel setting by Richard [6].

The presence of multiple attractors was shown to require the existence of a local positive circuit [9]. The existence of a cyclic attractor requires instead the (global) regulatory graph to include a negative circuit. This was proved in [5] for the case of an attractive cycle (a cycle in the asynchronous dynamics that is an attractor), and in the general case of a cyclic attractor in [7].

Cyclic attractors are compatible, however, with the absence of local negative circuits. This was first shown in [7] in the multilevel case. Boolean networks with a cyclic attractor and no local negative circuits were presented in [12], with a method to create maps with antipodal attractive cycles and no local negative circuits, for $n \geq 7$. Tonello [16] and Fauré and Kaji [3] exhibited maps with cyclic attractors and no local negative circuits, for $n = 6$. Maps with antipodal attractive cycles and no local negative circuits also exist for $n = 6$; a procedure that extends the one in [12] is presented, for completeness, in appendix A.

In this work we consider Question 1 in the remaining cases ($n \leq 5$). We show that the problem can be approached as a Boolean satisfiability problem, and find that all maps from \mathbb{B}^n to itself with a cyclic attractor define a local negative circuit.

2.2 Automorphisms of the n -hypercube

In this section we present some relationships between Boolean networks and symmetries of the hypercube; these will be used to translate Question 1 into a Boolean expression (see section 3.3).

We first introduce some additional notations. Given $I \subseteq \{1, \dots, n\}$, ψ_I denotes the map defined by $\psi_I(x) = \bar{x}^I$ for all $x \in \mathbb{B}^n$. We call S_n the group of permutations of $\{1, \dots, n\}$; S_n acts on \mathbb{B}^n by permuting the coordinates: for $\sigma \in S_n$, $\sigma(x) = (x_{\sigma^{-1}(1)}, \dots, x_{\sigma^{-1}(n)})$. We consider here the maps of the form $U = \psi_I \circ \sigma$ for some $I \subseteq \{1, \dots, n\}$ and some $\sigma \in S_n$. These are all the automorphisms of the n -hypercube (see for instance [12]).

Given the maps $U = \psi_I \circ \sigma$ and $f : \mathbb{B}^n \rightarrow \mathbb{B}^n$, we write $f^U = U \circ f \circ U^{-1}$. The following proposition relates the asynchronous state transition graphs and regulatory graphs of f and f^U , asserting that they have the same structures. In addition, albeit the signs of the interactions of the regulatory graphs can differ, the signs of the regulatory circuits are the same. An example illustrating this property is given in fig. 1.

Proposition 1. *Consider the maps $U = \psi_I \circ \sigma$ and $f : \mathbb{B}^n \rightarrow \mathbb{B}^n$.*

- (i) *The state transition graphs AD_f and AD_{f^U} are isomorphic.*
- (ii) *For each $x \in \mathbb{B}^n$, the graphs $G_f(x)$ and $G_{f^U}(U(x))$, seen as unlabelled directed graphs, are isomorphic. In addition, corresponding circuits have the same signs.*

Proof. (i) We have that (x, \bar{x}^i) is in AD_f if and only if $(U(x), U(\bar{x}^i) = \overline{U(x)}^{\sigma^{-1}(i)})$ is in AD_{f^U} , so that the graph isomorphism is given by U . This follows from the observation that

$$f_{\sigma(i)}^U(U(x)) = \overline{\sigma(f(x))}_{\sigma(i)}^I = \overline{f(x)}_i^{\sigma^{-1}(I)}, \quad (1)$$

and $U(x)_{\sigma(i)} = \overline{\sigma(x)}_{\sigma(i)}^I = \bar{x}_i^{\sigma^{-1}(I)}$, and therefore $f_{\sigma(i)}^U(U(x)) \neq U(x)_{\sigma(i)}$ if and only if $f_i(x) \neq x_i$.

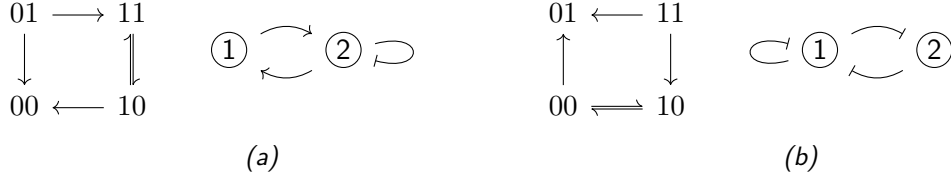


Figure 1: The graphs in (a) and (b) represent the asynchronous state transition graphs and the regulatory graphs of the maps $f : (x_1, x_2) \mapsto (x_2, x_1(1 - x_2))$ and $g : (x_1, x_2) \mapsto ((1 - x_1)(1 - x_2), 1 - x_1)$ respectively. Standard arrows $j \rightarrow i$ denote interactions with positive sign, and arrows with a vertical tip $j \dashv i$ represent negative interactions. The asynchronous state transition graphs have the same “shape”: the map in (b) can be obtained from the map in (a) by swapping the two components, and changing 0 with 1 for the second component. In other words, $g = U \circ f \circ U^{-1}$, with $U = \psi_I \circ \sigma$, $\psi_I : (x_1, x_2) \mapsto (x_1, 1 - x_2)$ and $\sigma : (x_1, x_2) \mapsto (x_2, x_1)$. The regulatory graphs of the two maps also have the same edges. The positive interactions on the left correspond to negative interactions on the right; however, the sign of the loop is negative in both regulatory graphs, and the sign of the circuit involving the two components is positive in both graphs.

(ii) The graph $G_{f^U}(U(x))$ contains an interaction $\sigma(j) \rightarrow \sigma(i)$ if and only if f^U verifies $f_{\sigma(i)}^U(\overline{U(x)}^{\sigma(j)}) \neq f_{\sigma(i)}^U(U(x))$. Since $\overline{U(x)}^{\sigma(j)} = U(\bar{x}^j)$, as a consequence of (1) we have that $f_{\sigma(i)}^U(\overline{U(x)}^{\sigma(j)}) = f(\bar{x}^j)_i^{\sigma^{-1}(I)}$, hence the graph $G_{f^U}(U(x))$ contains the interaction $\sigma(j) \rightarrow \sigma(i)$ if and only if $f_i(\bar{x}^j) \neq f_i(x)$, i.e. if and only if $j \rightarrow i$ is an interaction in $G_f(x)$.

Given a circuit C in $G_f(x)$ with support on $L \subseteq \{1, \dots, n\}$, $\sigma(L)$ is therefore the support of a circuit C^U in $G_{f^U}(U(x))$. In addition, from point (i), we have that the sets $\{i \in L | f_i(x) \neq x_i\}$ and $\{i \in \sigma(L) | f_i^U(U(x)) \neq U(x)_i\}$ have the same cardinality. We conclude by observing that, by Lemma 1, the circuit C is positive (resp. negative) if and only if the cardinality of $\{i \in L | f_i(x) \neq x_i\}$ is even (resp. odd), hence if and only if the cardinality of $\{i \in \sigma(L) | f_i^U(U(x)) \neq U(x)_i\}$ is even (resp. odd), if and only if C^U is positive (resp. negative). \square

It follows from the proposition that a property relating the asymptotic behaviour of the asynchronous dynamics and the regulatory circuits holds for a map if and only if it holds for any of its conjugated maps under symmetry. In the next section, we will use this fact to reduce the search space for the Boolean satisfiability problem that encodes Question 1.

3 Recasting Question 1 as a Boolean satisfiability problem

For each n , Question 1 requires that we determine (or exclude the existence of) a map f from $\mathbb{B}^n = \{0, 1\}^n$ to itself. We therefore consider as variables of the problem $n \cdot 2^n$ Boolean variables that we denote as

$$f_1(x), \dots, f_n(x), \quad x \in \mathbb{B}^n. \quad (2)$$

We first describe how the absence of negative circuits in the local regulatory graph $G_f(x)$ can be translated into a set of expressions on the variables (2).

3.1 Imposing the absence of local negative circuits

To express the sign condition on the circuits, we consider each local graph as a complete graph on the nodes $\{1, \dots, n\}$. Then, we consider every possible circuit on this graph, and we impose that each circuit has a non-negative sign. For small values of n , this requirement leads to a satisfiability problem that is computationally manageable. The number of elementary circuits of length k in a complete graph on n

nodes is given by $\binom{n}{k}(k-1)!$. Hence we have to consider, for instance, 89 circuits for $n = 5$, and 415 circuits for $n = 6$. Let \mathcal{C}_n denote the set of all possible circuits on the complete graph on $\{1, \dots, n\}$.

Given a state $x \in \mathbb{B}^n$, if an interaction exists in $G_f(x)$ from j to i , then its sign is given by the difference $f_i(x_1, \dots, x_{j-1}, 1, x_{j+1}, \dots, x_n) - f_i(x_1, \dots, x_{j-1}, 0, x_{j+1}, \dots, x_n)$. We define

$$l_x^0(j, i) = f_i(x_1, \dots, x_{j-1}, 0, x_{j+1}, \dots, x_n), \quad l_x^1(j, i) = f_i(x_1, \dots, x_{j-1}, 1, x_{j+1}, \dots, x_n).$$

The following Boolean expression asserts that the interaction from j to i is positive:

$$\mathcal{P}^x(j, i) = l_x^1(j, i) \wedge \neg l_x^0(j, i),$$

and the following Boolean expression asserts that the interaction is negative:

$$\mathcal{N}^x(j, i) = \neg l_x^1(j, i) \wedge l_x^0(j, i).$$

We can now write a formula expressing that, given a state x , a circuit c is negative in $G_f(x)$, that is to say, the circuit c contains an odd number of negative interactions, the remaining interactions being positive. We write m for the length of the circuit, and c^- and c^+ for the interactions in c with negative or positive sign, respectively. We obtain the following formula:

$$\Phi_c^x = \bigvee_{\substack{1 \leq k \leq m, k \text{ odd}, \\ c = c^- \cup c^+, \#c^- = k}} \left(\bigwedge_{j \rightarrow i \text{ in } c^-} \mathcal{N}^x(j, i) \wedge \bigwedge_{j \rightarrow i \text{ in } c^+} \mathcal{P}^x(j, i) \right). \quad (3)$$

The absence of local negative circuits in the regulatory graph is therefore specified by the formula

$$\bigwedge_{x \in \mathbb{B}^n, c \in \mathcal{C}_n} \neg \Phi_c^x = \bigwedge_{x \in \mathbb{B}^n, c \in \mathcal{C}_n} \neg \left(\bigvee_{\substack{1 \leq k \leq m, k \text{ odd}, \\ c = c^- \cup c^+, \#c^- = k}} \left(\bigwedge_{j \rightarrow i \text{ in } c^-} \mathcal{N}^x(j, i) \wedge \bigwedge_{j \rightarrow i \text{ in } c^+} \mathcal{P}^x(j, i) \right) \right), \quad (4)$$

which we can write in CNF form as

$$\bigwedge_{\substack{x \in \mathbb{B}^n \\ c \in \mathcal{C}_n}} \neg \Phi_c^x = \bigwedge_{\substack{x \in \mathbb{B}^n \\ c \in \mathcal{C}_n}} \bigwedge_{\substack{1 \leq k \leq m, k \text{ odd}, \\ c = c^- \cup c^+, \#c^- = k}} \left(\bigvee_{j \rightarrow i \text{ in } c^-} l_x^1(j, i) \vee \neg l_x^0(j, i) \vee \bigvee_{j \rightarrow i \text{ in } c^+} \neg l_x^1(j, i) \vee l_x^0(j, i) \right).$$

3.2 A simpler question: absence of fixed points

Before considering Question 1 in its generality, we describe how a special case of the question can be easily translated into a Boolean satisfiability problem. The question is the following:

Question 2. Does the absence of fixed points imply the existence of a local negative circuit in the regulatory graph?

The absence of local negative circuits being formulated as in section 3.1, we now need to formulate the absence of fixed points. To express that a state $x \in \mathbb{B}^n$ is not a fixed point for f we can write the following formula:

$$\mathcal{F}^x = \bigvee_{\substack{1 \leq i \leq n \\ x_i = 0}} f_i(x) \vee \bigvee_{\substack{1 \leq i \leq n \\ x_i = 1}} \neg f_i(x). \quad (5)$$

The formula expressing the absence of fixed points for f can be written as:

$$\bigwedge_{x \in \mathbb{B}^n} \mathcal{F}^x = \bigwedge_{x \in \mathbb{B}^n} \left(\bigvee_{\substack{1 \leq i \leq n \\ x_i = 0}} f_i(x) \vee \bigvee_{\substack{1 \leq i \leq n \\ x_i = 1}} \neg f_i(x) \right). \quad (6)$$

Since the state $\mathbf{0}$ is not fixed, there exists an index i such that $f_i(\mathbf{0}) = 1$. Consider a permutation $\sigma \in S_n$ that sends i to 1. The map $g = \sigma \circ f \circ \sigma^{-1}$ satisfies $g_1(\mathbf{0}) = 1$; in addition, by Proposition 1, g and f have local circuits with the same signs. We can therefore reduce the search space by assuming that the first coordinate of $f(\mathbf{0})$ is 1. The formula corresponding to Question 2 is therefore:

$$\mathcal{Q}_2 = \left(\bigwedge_{x \in \mathbb{B}^n} \mathcal{F}^x \right) \wedge \left(\bigwedge_{x \in \mathbb{B}^n, c \in \mathcal{C}_n} \neg \Phi_c^x \right) \wedge f_1(\mathbf{0}). \quad (7)$$

The unsatisfiability of this problem is thus determined, for $n = 5$, in minutes, by the satisfiability solvers we considered (see section 3.4). The solvers also identify other examples of maps with no fixed points and no local negative circuits in the regulatory graph, for $n = 6$. The existence of a cyclic attractor is less straightforward to express; we describe our approach in the next section.

3.3 A necessary condition for the existence of a cyclic attractor

In this section we consider Question 1 in its generality. We need therefore to assert that the asynchronous state transition graph of f admits a cyclic attractor. The approach is based on the following observation.

Proposition 2. *The asynchronous state transition graph AD_f of a map $f : \mathbb{B}^n \rightarrow \mathbb{B}^n$ admits a cyclic attractor if and only if there exists a state $x \in \mathbb{B}^n$ such that, for any $y \in \mathbb{B}^n$, if there is a path in AD_f from x to y , then y is not a fixed point.*

Proof. If AD_f admits a cyclic attractor, then the conclusion is true for any state x in the cyclic attractor.

Conversely, suppose that x is a state with the described property, and call R the set of points reachable from x in the asynchronous state transition graph. Then the minimal trap domain contained in R does not contain any fixed point, hence it must contain a cyclic attractor for AD_f . \square

Proposition 2 translates the existence of a cyclic attractor into a condition on the paths in the asynchronous state transition graph. It is, however, computationally problematic to impose that, if AD_f contains a path of *any length* from x to y , then y is not a fixed point. We therefore consider the following condition instead.

Condition 1 ($\Gamma(k)$). There exists a state $x \in \mathbb{B}^n$ such that, for each $y \in \mathbb{B}^n$, if there is an acyclic path in AD_f from x to y of length at most k , then y is not a fixed point.

It is clear from Proposition 2 that, for each $k \geq 0$, $\Gamma(k)$ is a necessary condition for the existence of a cyclic attractor. Our strategy is therefore to impose the absence of local negative circuits, as well as $\Gamma(k)$ for increasing values of k , until we find that the problem is unsatisfiable.

In order to express condition 1, we need to encode the existence of a given path in the asynchronous state transition graph. Given a pair of states (x, y) such that $d(x, y) = 1$, if $x_j \neq y_j$ we can require that the edge (x, y) is in AD_f by imposing

$$f_j(x) \text{ if } y_j = 1, \text{ else } \neg f_j(x). \quad (8)$$

n	2	3	4	5
k	2	4	6	11

Table 1: Minimum path length k such that, in a Boolean model with n variables, (11) is unsatisfiable, i.e. if all paths from state $\mathbf{0}$ of length at most k do not reach a fixed point, there must exist a local negative circuit.

Given a sequence of states $\pi = (x^0, x^1, \dots, x^k)$ such that $d(x^i, x^{i+1}) = 1$, $i = 0, \dots, k-1$, we can require that the sequence defines a path in AD_f by imposing k constraints of the form in (8):

$$\Theta^\pi = \bigwedge_{\substack{0 \leq i \leq k-1 \\ j \text{ s.t. } x_j^i \neq x_j^{i+1} \\ x_j^{i+1} = 0}} \neg f_j(x^i) \wedge \bigwedge_{\substack{0 \leq i \leq k-1 \\ j \text{ s.t. } x_j^i \neq x_j^{i+1} \\ x_j^{i+1} = 1}} f_j(x^i). \quad (9)$$

Given a state $x \in \mathbb{B}^n$, let $P^k(x)$ denote the set of acyclic paths in the n -dimensional hypercube graph that start from x and have length less or equal to k . If π is a path in AD_f , we write $t(\pi)$ for the last node of the path. We express condition 1 for a state $x \in \mathbb{B}^n$, using (5), as follows:

$$\bigwedge_{\pi \in P^k(x)} (\Theta^\pi \Rightarrow \mathcal{F}^{t(\pi)}) = \bigwedge_{\pi \in P^k(x)} \neg \Theta^\pi \vee \mathcal{F}^{t(\pi)}. \quad (10)$$

condition 1 requires the existence of a state $x \in \mathbb{B}^n$ that verifies (10). Suppose that a map f satisfies (10) for some $x \in \mathbb{B}^n$, and that its local regulatory graphs do not admit any negative circuit. Consider j such that $f_j(x) \neq x_j$, and consider a permutation $\sigma \in S_n$ that swaps j and 1. Define $I = \{i \in \{1, \dots, n\} \mid \sigma(x)_i \neq 0\}$. Then, by Proposition 1, the map f^U with $U = \psi_I \circ \sigma$ admits a cyclic attractor containing $\mathbf{0}$, and its local regulatory graphs do not admit any negative circuit. In addition, $f_1(\mathbf{0}) = 1$. We have therefore that, to exclude the existence of maps with cyclic attractors and no local negative circuits, it is sufficient to consider expression (10) for $x = \mathbf{0}$, and assume $f_1(\mathbf{0}) = 1$. By combining (10) with (4), we have, for fixed k , the Boolean formula

$$\mathcal{Q}_1 = \left(\bigwedge_{\pi \in P^k(x)} \neg \Theta^\pi \vee \mathcal{F}^{t(\pi)} \right) \wedge \left(\bigwedge_{x \in \mathbb{B}^n, c \in \mathcal{C}_n} \neg \Phi_c^x \right) \wedge f_1(\mathbf{0}), \quad (11)$$

which we can use to answer Question 1. Notice that \mathcal{Q}_1 is a generalisation of (7), where fewer points are required to be non-fixed. Using (10) and (9), (11) is easily written in CNF form.

3.4 Results

We created CNF files in DIMACS CNF format, a standard input format accepted by most SAT solvers. The files start with a line that begins with `p cnf` followed by the number of variables and the number of clauses. One line for each clause then follows. Each clause is expressed by listing the indices of the variables involved in the clause separated by spaces, using negative numbers for negated variables. A zero is added at the end of each clause line. The files were created with a Python script (source code available at github.com/etonello/regulatory-network-sat).

Using the satisfiability solver Lingeling [1], we found that, if k is set to 2, 4, 6, 11 respectively, for $n = 2, 3, 4, 5$, the problem described by (11) is unsatisfiable. This means that, for $n \leq 5$, all maps that admit a cyclic attractor must have a local negative circuit. The results are summarised in table 1.

The lengths $k = 2, 4, 6, 11$ are the minimum lengths that lead to the unsatisfiability of the formula in (11). In other words, there exists at least one map in dimension 2 (respectively 3, 4 and 5) such that

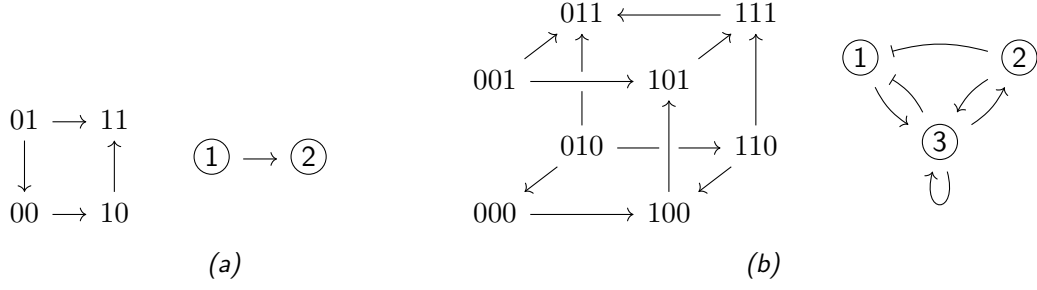


Figure 2: Example showing that condition 1 is compatible with the absence of local negative circuits for $n = 2$ with $k = 1$, and for $n = 3$ with $k = 3$. (a) The asynchronous state transition graph and the regulatory graph for the map $f(x_1, x_2) = (1, x_1)$. The path of length 2 leaving the origin reaches a fixed point, and the regulatory graph does not admit any local circuit. (b) The asynchronous state transition graph and the (global) regulatory graph for the map $f(x_1, x_2, x_3) = (1 - x_2x_3, x_3, x_1x_2x_3 - x_1x_2 - x_1x_3 - x_2x_3 + x_1 + x_2 + x_3)$. The path of length 4 leaving the origin reaches a fixed point; none of the negative circuits admitted by regulatory graph are local.

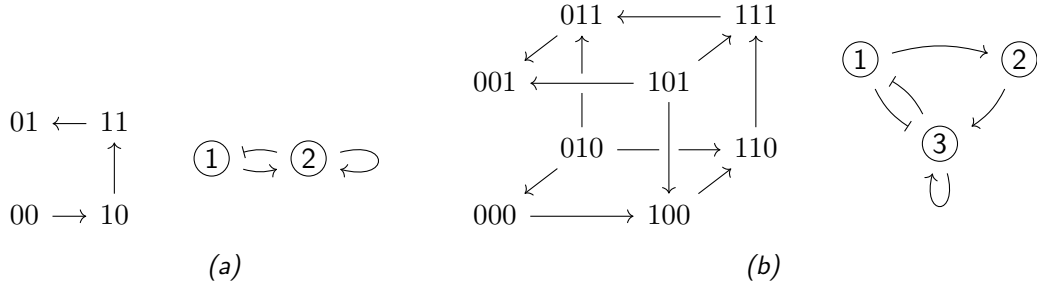


Figure 3: (a) The asynchronous state transition graph and the regulatory graph for the map $f(x_1, x_2) = (1 - x_2, x_1 + x_2 - x_1x_2)$. The paths leaving the origin do not reach a fixed point in 2 steps, hence a local negative circuit must exist in the regulatory graph. The unique attractor for the asynchronous state transition graph is a fixed point. (b) The asynchronous state transition graph and the (global) regulatory graph for the map $f(x_1, x_2, x_3) = (1 - x_3, x_1, x_1x_2x_3 - x_1x_3 - x_2x_3 + x_2 + x_3)$. No local negative circuit of dimension 1 or 2 exists; however, since the only path leaving the origin has length 5, the regulatory graph must admit a local negative circuit involving all three variables. The unique attractor for the asynchronous state transition graph is a fixed point.

the paths of length at most 1 (respectively 3, 5 and 10) do not reach a fixed point, and the associated regulatory graph does not admit a local negative circuit. Examples of such maps are given in fig. 2, for $n = 2$ and $n = 3$. fig. 3 illustrates instead the idea of the result obtained for $n = 2$ and $n = 3$, for two special cases of asynchronous state transition graphs admitting a unique path leaving the origin: since this path reaches 3 (respectively 5) different states, the regulatory graph must admit a local negative circuit, somewhere in the state space.

The CNF file for $n = 5$ and $k = 11$ on the 160 variables consists of 2.6M clauses. The satisfiability solver Lingeling [1] was used to determine the unsatisfiability and to generate a proof, expressed in the standard DRAT notation [18]. For $n = 5$ and $k = 11$, the file for the proof is about 1GB in size, and was verified using the SAT checking tool chain GRAT [4].

4 Conclusion

In this work we have considered the question of whether a regulatory network whose asynchronous state transition graph contains a cyclic attractor must admit a local negative circuit. For $n \geq 6$, only the existence of a negative circuit in the global regulatory structure is guaranteed [7]. We have written the question as a Boolean satisfiability problem, and SAT solvers found the problem unsatisfiable for $n \leq 5$. Behaviours of gene regulatory networks have been previously investigated using SAT (see, for instance [14, 2, 17]). Here we demonstrated that Boolean satisfiability problems can be utilised not only to examine the behaviour of a given network, but also to explore the existence of maps with desired properties, specifically, properties of the associated regulatory structure.

We actually verified that, in absence of local negative circuits, a condition, that we called condition $\Gamma(k)$, implied by the existence of a cyclic attractor, cannot be satisfied, for k sufficiently large. Condition $\Gamma(k)$ requires that, for at least one state in the state space, paths of lengths at most k leaving that state cannot reach a fixed point. We found that conditions $\Gamma(k)$ with $k = 2, 4, 6, 11$ are sufficient for the existence of a local negative circuit in the regulatory graph, for dimensions $n = 2, 3, 4, 5$, respectively. The absence of local negative circuits is instead compatible with $\Gamma(k)$ for $k \leq 1, 3, 5$ and 10, in dimensions $n = 2, 3, 4, 5$, respectively.

It is natural to ask whether a relation can be established between the values identified for k via the satisfiability problems and specific properties of the n -hypercube. Such an understanding could help in clarifying the change in behaviours between $n = 5$ and $n = 6$. These points remain open for further research.

Acknowledgements. E. Tonello thanks P. Capriotti for helpful discussions.

References

- [1] Armin Biere. Splat, Lingeling, Plingeling, Treengeling, YaSAT entering the SAT competition 2016. *Proceedings of SAT Competition*, pages 44–45, 2016.
- [2] Elena Dubrova and Maxim Teslenko. A SAT-based algorithm for finding attractors in synchronous Boolean networks. *IEEE/ACM transactions on computational biology and bioinformatics*, 8(5): 1393–1399, 2011.
- [3] Adrien Fauré and Shizuo Kaji. A circuit-preserving mapping from multilevel to Boolean dynamics. *J. Theoret. Biol.*, 440:71–79, 2018.
- [4] Peter Lammich. The GRAT tool chain: Efficient (UN)SAT certificate checking with formal correctness guarantees. In *Theory and Applications of Satisfiability Testing – SAT 2017*, pages 457–463. Springer International Publishing, 2017.
- [5] Élisabeth Remy, Paul Ruet, and Denis Thieffry. Graphic requirements for multistability and attractive cycles in a Boolean dynamical framework. *Adv. in Appl. Math.*, 41(3):335–350, 2008.
- [6] Adrien Richard. An extension of a combinatorial fixed point theorem of Shih and Dong. *Adv. in Appl. Math.*, 41(4):620–627, 2008.
- [7] Adrien Richard. Negative circuits and sustained oscillations in asynchronous automata networks. *Adv. in Appl. Math.*, 44(4):378–392, 2010.
- [8] Adrien Richard. Local negative circuits and fixed points in non-expansive Boolean networks. *Discrete Appl. Math.*, 159(11):1085–1093, 2011.

- [9] Adrien Richard and Jean-Paul Comet. Necessary conditions for multistationarity in discrete dynamical systems. *Discrete Appl. Math.*, 155(18):2403–2413, 2007.
- [10] Adrien Richard and Paul Ruet. From kernels in directed graphs to fixed points and negative cycles in Boolean networks. *Discrete Appl. Math.*, 161(7):1106–1117, 2013.
- [11] Paul Ruet. Local cycles and dynamical properties of Boolean networks. *Math. Structures Comput. Sci.*, 26(04):702–718, 2016.
- [12] Paul Ruet. Negative local feedbacks in Boolean networks. *Discrete Appl. Math.*, 221:1–17, 2017.
- [13] Mau-Hsiang Shih and Jian-Lang Dong. A combinatorial analogue of the Jacobian problem in automata networks. *Adv. in Appl. Math.*, 34(1):30–46, 2005.
- [14] Takeyuki Tamura and Tatsuya Akutsu. Detecting a singleton attractor in a Boolean network utilizing SAT algorithms. *IEICE Transactions on Fundamentals of Electronics, Communications and Computer Sciences*, 92(2):493–501, 2009.
- [15] R. Thomas. On the relation between the logical structure of systems and their ability to generate multiple steady states or sustained oscillations. In *Numerical Methods in the Study of Critical Phenomena*, pages 180–193. Springer Berlin Heidelberg, 1981. ISBN 978-3-642-81703-8.
- [16] Elisa Tonello. On the conversion of multivalued gene regulatory networks to Boolean dynamics. *arXiv preprint arXiv:1703.06746*, 2017.
- [17] Pedro Varella, Inês Lynce, Vasco Manquinho, Claudine Chaouiya, and Pedro T. Monteiro. Stable states of Boolean regulatory networks composed over hexagonal grids. *Electron. Notes Theor. Comput. Sci.*, 2017.
- [18] Nathan Wetzler, Marijn JH Heule, and Warren A Hunt. Drat-trim: Efficient checking and trimming using expressive clausal proofs. In *International Conference on Theory and Applications of Satisfiability Testing*, pages 422–429. Springer, 2014.

A Boolean networks with antipodal attractive cycles

In the following, we write e^j for the state such that $e_i^j = 0$ for $i \neq j$, and $e_j^j = 1$. The following definition can be found in [11, 12].

Definition 1. A cycle is called *antipodal attractive cycle* if it is obtained from the cycle

$$(\mathbf{0}, e^1, e^1 + e^2, \dots, e^1 + \dots + e^n, e^2 + \dots + e^n, \dots, e^n, \mathbf{0}) \quad (12)$$

by application of a map $\psi_I \circ \sigma$, with $I \subseteq \{1, \dots, n\}$ and $\sigma \in S_n$.

We describe here a procedure for constructing maps with an antipodal attractive cycle and no local negative circuits for $n \geq 6$, thus extending the method described in [12] to the case $n = 6$.

The idea of the construction is the following. The regulatory graph of the map consisting of the antipodal attractive cycle \mathcal{C} , and all other states fixed, admits many local negative circuits. These circuits belong to graphs $G_f(x)$ with $x \in \mathcal{C}$, since the regulatory graph at fixed points cannot admit a negative circuit (Lemma 1). By carefully modifying the map around the antipodal cycle, one can eliminate the local negative circuits, while maintaining the other states fixed.

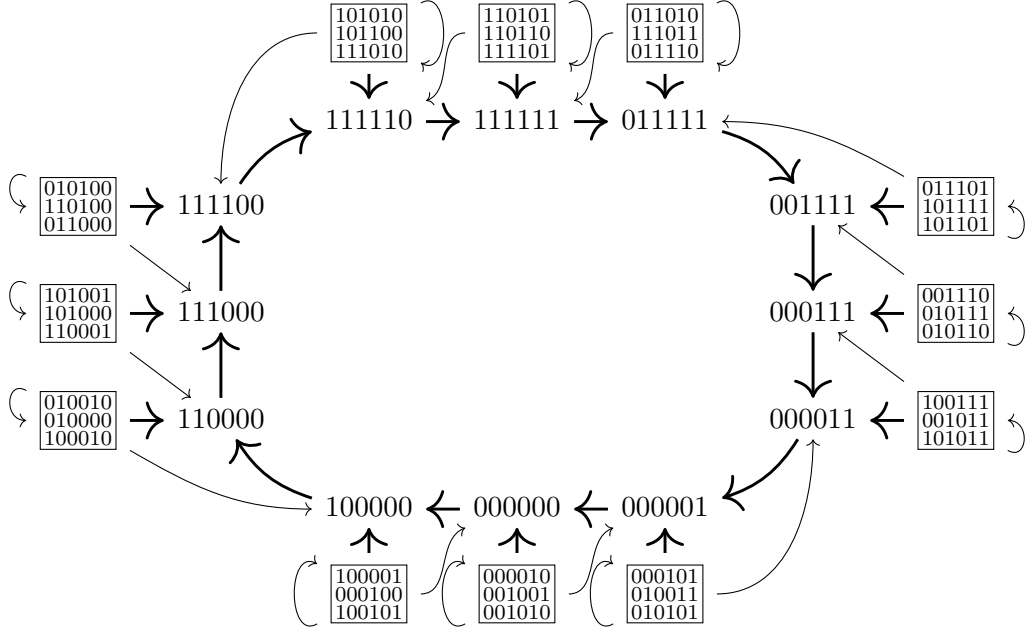


Figure 4: Dynamics for a regulatory network with an antipodal attractive cycle and admitting no local negative circuits, for $n = 6$. The fixed points are omitted. The synchronous dynamics coincides for the states in the same box, and is represented with bold arrows. The additional edges are asynchronous.

We start by setting the notation for the states in the antipodal cycle. We set

$$a^i = \sum_{k=1}^{i-1} e^k, \quad a^{n+i} = \overline{a^i},$$

for $i = 1, \dots, n$. Observe that $a^{i+1} = a^i + e^i$, and that the antipodal cycle is defined by $(a^1 = \mathbf{0}, a^2, \dots, a^n, a^{n+1}, \dots, a^{2n}, a^1)$. We extend the notation for the e^i by setting $e^{i+kn} = e^i$ for $i \in \{1, \dots, n\}$, $k \in \mathbb{Z}$. Then, we define

$$\begin{aligned} b^i &= a^i + e^{i+1}, \\ c^i &= a^i + e^{i+1} + e^{i+2} = b^i + e^{i+2}, \\ d^i &= a^i + e^{i+1} + e^{i+3} = b^i + e^{i+3}, \end{aligned}$$

for $i = 1, \dots, 2n$. Set $a^{i+2kn} = a^i$ for $i = \{1, \dots, 2n\}$ and $k \in \mathbb{Z}$, and similarly for the states b^i , c^i and d^i . We define the map f as follows:

$$f(a^i) = a^{i+1}, \quad f(b^i) = a^{i+2}, \quad f(c^i) = a^{i+4}, \quad f(d^i) = a^{i+4},$$

for $i = 1, \dots, 2n$, while all other states are fixed. The map f is well defined, and the asynchronous dynamics it defines admits an antipodal attractive cycle, whereas its regulatory graph admits no local negative circuits. The proof is similar to the one presented in [12], and is omitted. The map obtained for $n = 6$ is represented in fig. 4.