

Using Visual Saliency to Improve Human Detection with Convolutional Networks

Vandit Gajjar

Department of Electronics and Communication Engineering and
Computer Vision Group, L. D. College of Engineering, Ahmedabad, India
gajjar.vandit.381@ldce.ac.in

Abstract

In this paper, we demonstrate an approach based on visual saliency for detection of humans. Using Deep Multi-Layer Network [1], we find the saliency maps of an image having humans, multiply with the input image and fed to Convolutional Neural Network (CNN). For detection purpose, we train DetectNet on prepared two challenging datasets - Penn-Fudan Dataset and TudBrussels Benchmark. After training, the network learns the mid and high-level features of a human body. We show the effectiveness of our approach on both the tasks and report state-of-the-art performance on Penn-Fudan Dataset with the detection accuracy of 91.4% and achieve average miss-rate of 53% on the TudBrussels Benchmark.

1. Introduction

Human detection is an important topic in the field of computer vision [3, 4, 5, 6, 7, 8, 9, 10, 11]. The challenge for the detection is based on various human poses, different light conditions, resolutions of image, clothing and various viewpoints. Detecting humans are always challenging when considering the cluttered background, crowd scenarios, changing viewpoints and some other factors. The detection algorithm sometimes also confuses due to the cluttered background in the frame. Some examples are shown in Figure 1.

Many human detection detectors [3, 6, 7, 12, 13, 14, 15, 16, 17, 18] have been developed to address such challenges. They extract features, such as Histogram of Oriented Gradients [3] and Haar-like descriptors [6], their combination [7, 19], from images and then apply classifiers as boosting [12], Support Vector Machines [3], and structure SVM [7] to predict that a detected frame should be classified as a human. Deformable part-based models [13, 14, 15, 16, 17, 18, 20] are proposed to handle limited pose variation. In order to handle more complex and larger variations, a mixture of learned each body part [20, 21]. Poselets by Bourdev *et al.* [21] are

learned through clustering pose annotations and region appearance.



Figure 1: Sample images having cluttered background and strong occlusions.

Over the last decade, deep learning has been applied to human detection and has achieved promising results [5, 9, 11, 22, 23]. Instead of using handcrafted features, it can automatically learn features in an unsupervised or supervised learning e.g. Restricted Boltzmann Machine (RBM) [24], and discriminative RBM [25]. This is often stacked in many layers to map the raw data into higher-level representations [5, 26, 27]. Then, the entire network is fine-tuned with given label information and the output of top-layer is often adopted as features to train a classifier. However, the hierarchical representations learned by deep model do not have semantic meanings e.g. the body parts, upper and lower-body, as in previous hierarchical DPM [13, 14, 15, 16, 17, 18, 20, 28, 29]. Ouyang *et al.* [23] and He *et al.* [18] extend DPM to a deep model by learning feature representations and jointly optimizing the key components of DPM. However, the models did not depress the influence of cluttered background.

Computer vision is increasing day-by-day and becoming very important and with human detection for applications such as surveillance system, autonomous driving, person recognition, person re-identification have also become important too. Therefore, it is must to create a robust method for feature extraction even when the background is cluttered.

Saliency detection, which is closely related to selective processing in the human visual system [31]. It's aiming at highlighting salient regions or objects in an image. It is fundamentally an intensity map where higher intensity signifies regions, where a general human being would look, and lower intensities mean decreasing level

of visual attention. It's a measure of visual attention of humans based on the content of the image. It has numerous applications in computer vision and image processing tasks. Saliency information has also been exploited in high-level vision tasks, e.g. object detection [9], person re-identification [32, 33]. It is computed and calculated using different algorithms and methods, after years of research in the field of cognitive science. Many approaches [1, 34, 35, 36, 37, 38, 39, 40, 41, 42, 43, 44, 45, 46, 47, 48, 49, 50, 51, 52, 94] are proposed to capture various saliency cues. It is still an open problem when considering the MIT Saliency Benchmark [30].

Based on the above motivations, our work for human classification and detection using saliency are as follows:

First, using data augmentation (i.e. flip, rotation) technique, we increase the number of samples for Penn-Fudan Dataset, then by taking each image of two datasets¹ using Deep Multi-Layer Network [1], we compute the saliency maps (which are basically intensity maps) of each image, and multiply with multiplying factor of 0.8, for both normal image and salience image (Figure 2 shows multiplied salience examples).




Figure 2: Multiplied salience image samples after passing from Deep Multi-Layer Network [1] and multiplied to input image.

Second, for detection, we train DetectNet [79] on the prepared training set of Penn-Fudan Dataset [54] and TudBrussels Benchmark [55]. We make the bounding boxes as per the salient region comes from the prediction by the network.

We report that, by giving salience train data to CNN, it improves the detection accuracy for particular subject/object. Using visual saliency approach, we show state-of-the-art performance with the accuracy of 91.4% for human detection on Penn-Fudan Dataset and, achieve 53% average miss-rate on TudBrussels Benchmark.

2. Related Work

In this section, we discuss the related work on salient object detection and human detection methods. In addition, we also briefly review deep neural networks which are closely related to this work.

2.1. Salient Object Detection

Over the last decade, compelling improvements have been witnessed in saliency detection. Many supervised

and unsupervised saliency detection methods have been proposed under several theoretical models [34, 56, 57, 58, 59]. Most unsupervised algorithms and methods are based on low-level features and perform saliency detection on the individual image. Itti *et al.* [57] propose a saliency model which linearly combines image features including color, intensity, and orientation over various scales to detect local prominence. Still, this method tends to enlighten the salient pixels and loses object information. Zhu *et al.* [34] propose a background measurement to characterize the spatial layout of image regions. Cheng *et al.* [56] address saliency detection based on the global region contrast, which simultaneously considers the spatial coherence across the regions and the global contrast over the image.

The methods that consider only local contexts tend to detect high-frequency content and suppress the region inside salient objects. Achanta *et al.* [60] estimate visual saliency by computing the color difference between each pixel with respect to its mean. The work proposed by Liu *et al.* [61] uses both local and global set of features, which are integrated by a random field to generate a saliency map. Yan *et al.* [42] propose a multi-layer approach to analyze small high contrast regions. Although compelling improvement has been made, most of this method integrates hand-crafted features to create the final saliency map. Therefore, in order to predict saliency maps and learn features automatically, we use the Deep Multi-Level Network proposed by Cornia *et al.* [1]. The model is used to compute low and high-level features from the input image. The extracted features are fed to an Encoding network, which learns a feature weighting function to generate saliency-specific feature maps.

2.2. Human Detection

In last two decades, different approaches have been made to improve the accuracy of human detection. Introduced by Dalal *et al.* [3], Histograms of Oriented Gradients (HOGs) is most popular amongst other approaches for human detection. HOG features delivered significant improvements and therefore used as an important baseline. HOG features successfully employed by Felzenszwalb *et al.* [13, 62, 95] in an object detection using part based model. In order to cope with partial occlusions, Wang *et al.* [7] combine HOG features with the particular local binary pattern. Mainly, this model exploits weak representations based on features that are out-performed by current deep representations. To overcome the problems of predicting several objects in close range, many attempts have been made to predict joint objects [63, 64, 65]. Currently, object detectors operate either by scanning the image in sliding window

¹ Augmented Penn-Fudan Dataset and TUD-Brussels Benchmark.

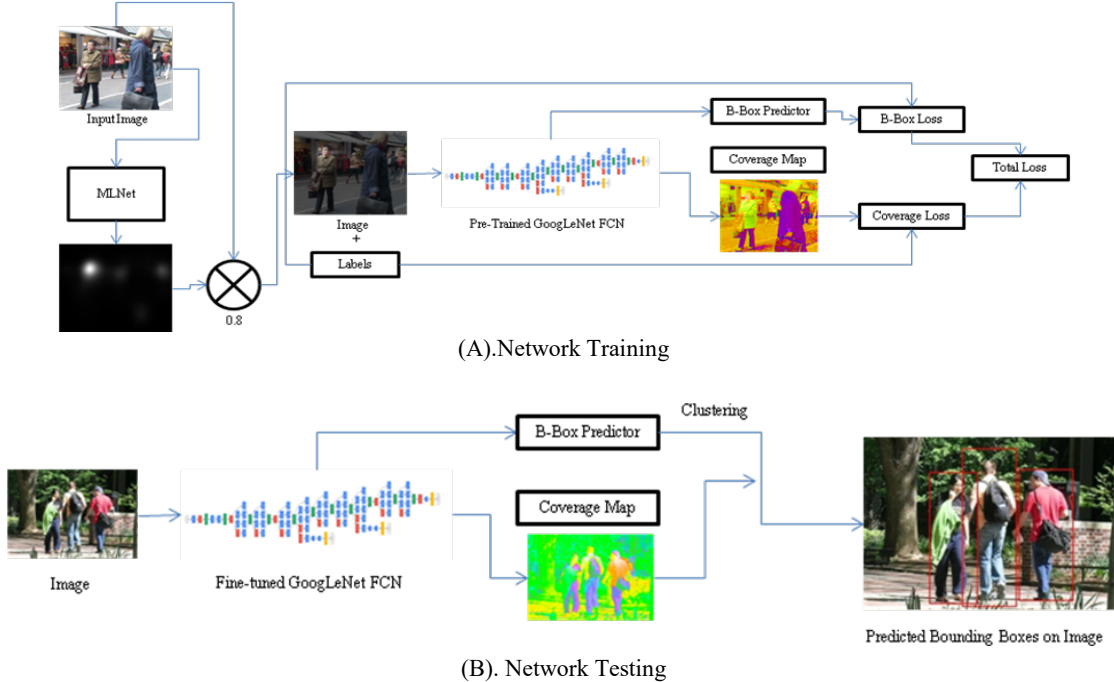


Figure 3: Our approach for detection of humans using DetectNet. (A) Using the salient images with annotation, the FCN generates the coverage map and B-Box co-ordinates. Total training loss is the weighted sum of coverage and B-Box loss. (B) At testing time, coverage map and B-Box are generated from the FCN.

[17, 66, 67, 68, 96] or by using the mechanism such as [69, 70].

These approaches work well for images with fewer objects instances that don't overlap, but many times fails in the presence of occlusions. In a closer analysis as to possible, these methods fail to capture visual features of a human body in strong occlusions. As a solution, we propose our approach for human classification and detection in cluttered background or occlusions using visual saliency.

2.3. Deep Convolutional Neural Networks

Since the introduction of deep CNN by Lecun *et al.* [71], CNN has been applied to a wide range of computer vision tasks like hand-written digit classification, face detection, human detection and speech recognition. In last decades the generation of CNNs outperformed all the approaches in computer vision filed. On Imagenet ILSVRC [72], Pascal VOC [73] and COCO [74] benchmarks, some of the best-performing entries [2, 75, 76, 77, 78] are derived from deep CNNs since 2012.

3. Our Approach

We utilize deep learning technique in order to detect humans. Basically, we start by passing both datasets images into Deep Multi-Layer Network [1] and compute

the saliency maps. The network, which is based on a CNN, is used to extract the necessary feature. After computing saliency, we multiply normal image and salient image using a python script with multiplying factor of 0.8. For classification approach, we prepare the training data² of multiplied salient images. For detection, we train DetectNet [79] on multiplied salience train data. The detailed representation of our approach is given in Figure 3.

3.1. Data Augmentation

In order to better classify unseen data, a number of training samples covering various situations and viewpoints are required. However, Penn-Fudan Dataset provides less number of samples. This makes a deep network easily overfit because a typical deep network contains many parameters. To solve this problem, different data augmentation techniques are required. The Penn-Fudan Dataset contains 170 images with 345 human samples. First, all the images are horizontally flipped. Then, each image is rotated and horizontally flipped by each angle in $\{-15^\circ, -10^\circ, -5^\circ, 5^\circ, 10^\circ, 15^\circ\}$. By doing this, it makes the model robust against the slight rotational changes of the input images. Finally, we obtain 13 times more data: original images, flipped

² Refer section 3.4 for preparation of train, test and validation data split.

images, rotated images with six angles, and their flipped versions. Figure 4; shows augmented samples.



Figure 4: Augmented samples (Flip, Rotate) of Penn-Fudan Dataset.

3.2. The Saliency Model

We used the Deep Multi-Layer Network for saliency prediction [1]. A CNN is used to compute low and high level features from the input image. Extracted features maps are then fed to an Encoding network, which learns a feature weighting function to generate saliency-specific feature maps. The main purpose of using a visual saliency model is to propose possible regions where humans might be in the input image. Visual saliency maps would indicate higher intensity, where there are humans in the image. All the augmented images of Penn-Fudan and TUD-Brussels are passed from the [1] and multiply with input images. Examples of the salience-windowed image are given in Figure 2. The Deep Multi-Layer Network by Cornia *et al.* described in [1] outperforms all other models on the SALICON Dataset [78] and also performs better on the MIT Saliency Benchmark [30].

3.3. Preprocessing

In general, taking two or more different dataset images usually results a drop in performance due to the dataset bias problem [80]. In our case, the salience-windowed images are variable, but the input dimension is usually fixed in a deep network. So for all multiplied salient images, we rescaled the entire training image set the dimension to 512×512.

3.4. Preparation of Training and Testing Data

After getting multiplied salience images of both dataset and data augmentation for Penn-Fudan Dataset, we prepare training and testing split as per given table. We took care for splitting the data as the training and testing images do not overlap. Therefore, using both datasets total 3810 images are for the training set, 1252 images are for validation set and 3036 images (1030 images of Penn-Fudan and 2006 images of TUD-Brussels) are for the testing set were split. Table 1; shows the overview of training, validation, and testing image set.

3.5. DetectNet Training and Testing

Figure 3; illustrate the training and testing architecture of DetectNet [79]. It uses NVIDIA-DIGITS with Caffe [81] library as back-end. During training, the salient images with dimension 512 x 512 are labeled with KITTI format for human detection. The training data is given to fully convolutional network (FCN) predicting coverage map for human class. The detailed representation of FCN network is shown in Figure 5; it has the same structure as GoogLeNet [2] without the data input and output layers. For, our experiments, we use pre-trained weights on ImageNet [71] to initialize the FCN network.

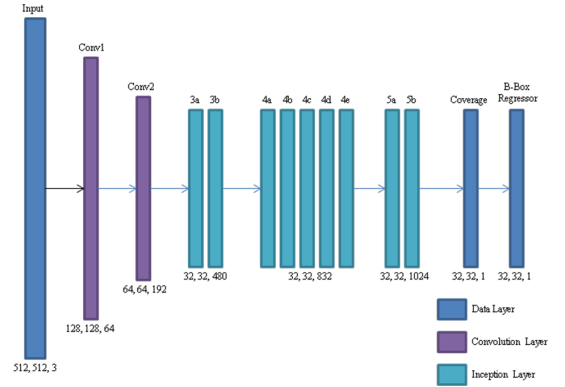


Figure 5: The FCN used in the detector. The Convolution layer includes Convolution, ReLU activation and Pooling. As Described in GoogLeNet [2], the inception layer includes the same module.

The B-Box regressor predicts B-Box corner per grid square. We train the network for 300 epochs. Using Adam optimizer, we train the detector through stochastic gradient descent using learning rate of 0.0001. The total training loss is the weighted summation of the following losses:

- L1: Loss between the coverage map estimated by the network and ground truth.

$$\frac{1}{2N} \sum_{i=1}^N |coverage_i^t - coverage_i^p|^2$$

The extracted coverage map extracted from annotated ground truth is $coverage^t$ and the predicted coverage map, while denoting the batch size is $coverage^p$.

- L2: Loss between the true and predicted corners of the B-Box box for the human covered by each grid square.

$$\frac{1}{2N} \sum_{i=1}^N [|x_1^t - x_1^p| + |y_1^t - y_1^p| + |x_2^t - x_2^p| + |y_2^t - y_2^p|]$$

Where $(x_1^t, y_1^t, x_2^t, y_2^t)$ are the ground-truth B-Box coordinates, while $(x_1^p, y_1^p, x_2^p, y_2^p)$ are the predicted B-

	Training			Validation			Testing		
	Human Images	Negative Images	Positive Images	Human Images	Negative Images	Positive Images	Human Images	Negative Images	Positive Images
Penn-Fudan	1000	-	-	350	-	-	1030	-	-
TUD-Brussels	1500	218	1092	276	-	-	1498	-	508
	2500	218	1092	626	-	-	2528	-	508
Total	Training Images – 3810			Validation Images – 1252			Testing Images - 3036		

Table 1: Overview of training, validation and testing image set.

box coordinates. N denotes the batch size. For our experiments, we set the batch size to 10.

For the validation stage, we threshold the coverage map obtained after passing image through the FCN network, and use the B-Box regressor to predict the corners. Since multiple bound-boxes are generated, we finally cluster them to refine the predictions. We compute IoU score with a threshold hyper-parameter as True Positives, False Positives and False Negatives. Precision and Recall are calculated using these metrics and a simplified mAP score is defined by the product of precision and recall. Figure 6; shows the training curve for the model after trained for 300 epochs.

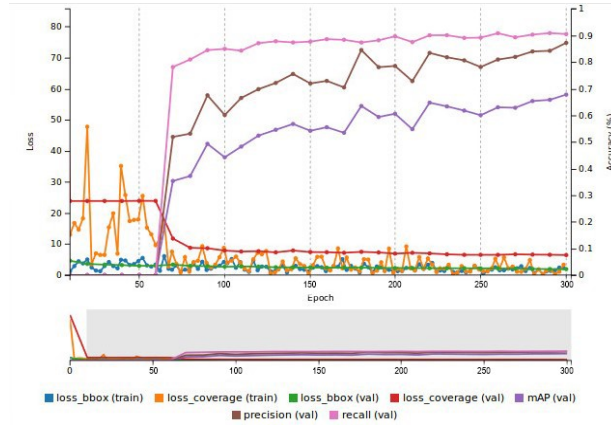


Figure 6: Training curve is shown above, after 300 epochs. The purple curve shows the mAP (Mean Average Precision).

4. Experimental Results

Experiments are conducted on two public databases: Penn-Fudan Dataset [54] and TUD-Brussels [55]. The Penn-Fudan Dataset consists less number of images, so using data augmentation we produce 13 times number of images. TUD-Brussels data is conceivably most popular dataset for human detection and it comes with pre-defined subsets for training and testing. For Penn-Fudan dataset, we evaluate the detection performance on test set by number of detected person as per ground truth, and

for TUD-Brussels, we follow evaluation criteria proposed in [4], where the log-average miss rate is calculated by averaging the miss rate at nine False Positive Per Image rates, which are evenly spaced in log-space in the range from 10^{-2} to 10^0 .

We compare with the best-performing methods as suggested by the Penn-Fudan Dataset and TUD-Brussels benchmark, which report the top results of these two datasets, including VJ [6], HOG [3], ACF [82], MultiFtr + Motion [83], Roerei [84], ChnFtrs [12], CroossTalk [85], MLS [86], pAUCBoost [87], LDCF [88], SpatialPooling [89], FPDW [91], FisherBoost [90], MF + Motion + 2PED [63], MultiFtr + CSS [83], ADABOOST [92], SVM-HOG [93], and Adaboost-HOG [93]. All of these approaches detect humans on static images, and these approaches do not use external video motion information.

4.1. Performance on Penn-Fudan Dataset

For the Penn-Fudan Dataset, our evaluation is based on the correct number of human detection on the test set. Thus, for evaluation, we have trained the DetectNet on the prepared train data. For the testing set, our approach achieves the highest detection accuracy of 91.4% (Detecting humans in 942 out of 1030 images). We compare the result with the existing approaches in Table 2. Figure 7 shows the detection results on the test set of Penn-Fudan Dataset. (A); shows the correct detection of humans, while (B); shows the false detection of the image done by the trained network.

Approach	Detection Accuracy	Number of Correct Human Detection
HOG [3]	67.76%	697/1030
Adaboost [92]	72.23%	744/1030
SVM-HOG [93]	78.93%	813/1030
Adaboost-HOG [93]	85.14%	877/1030
Ours	91.4%	942/1030

Table 2: Comparison with the state-of-the-art performance on Penn-Fudan Dataset.



(A). Correct detection by trained network.



(B). Incorrect detection by trained network.

Figure 7: Correct and In-correct detection done by our trained network. (A). shows the effectiveness of our approach, that occluded humans are detected by network. (B). It shows the misclassification of network, that detect multiple humans as one.

4.2. Performance on TUD-Brussels Dataset

In this section, we compare our detection approach to other state-of-the-art detection approaches. Using the same evaluation protocol in [4], we evaluate performance in terms of ROC curves.

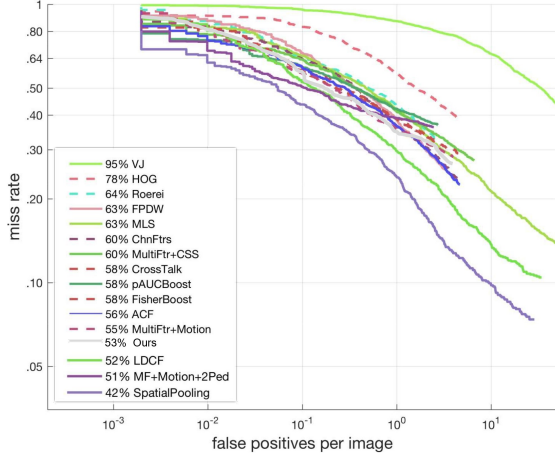


Figure 8: Results of different detection approach on TUD-Brussels dataset using standard evaluation settings.

The results in Figure 8; show that our detection approach outperforms the baseline detection [ChnFtrs] by approximate 7%, gain the average miss rate of 53% and achieves competitive results on the test set. In general, for all the detection approach, the performance drops significantly as the occlusion increases. Yet, our

detection approach is least affected by occlusion in a sense of high occlusion. It achieves good results on heavy occlusion and we conclude that our approach yields robust against occlusions. In particular, we also report that it achieves good results and outperforms detection approaches, which consider external motion information. Detection result on the test set is shown in Figure 9.




Figure 9: Detection results on the TUD-Brussels test set. Red shows the True Positive, while yellow shows the False Positive.

4.3. Discussion

We observed that the proposed approach converges after 5 iterations; additional iterations do not gain boost for detection. The limited size of the sequences and diversity is the main characteristic of performance. Still, the experimental results on the Penn-Fudan dataset suggest that our detection approach is not restricted to specific occlusion patterns or crowd densities. The performance further improved for TUD-Brussels dataset, having more complex and highly occluded scenes.

Our approach shows a new direction for training a neural network, that using multiplied salient image and data augmentation, the performance could be further improved for different tasks. One important point during experiments we report that by providing same dimensional and same type of image for the pre-trained network, achieves competitive results. When using two or more number of challenging benchmark, the dimension is a very important factor. Otherwise, the network overfits and produces random predictions.

We conclude that by giving the multiplied salient image to a neural network, it is easy for the network to extract the features. Another promising future extension of this work would be to detect humans on extremely dense scenes and further track the detected human.

5. Conclusion

In this paper, we introduced a new approach based on visual saliency for human detection and demonstrated its performance on the Penn-Fudan and TUD-Brussels dataset. Our approach addresses the challenge of detecting multiple highly occluded humans by a multiplied salient image. The proposed approach achieves state-of-the-art performance on Penn-Fudan dataset with 91.4% detection accuracy and achieves the competitive result on challenging TUD-Brussels dataset with average miss-rate of 53%.

References

- [1] Cornia M, Baraldi L, Serra G, Cucchiara R. A deep multi-level network for saliency prediction. In *Pattern Recognition (ICPR)*, 2016 23rd International Conference on 2016 Dec 4 (pp. 3488-3493). IEEE.
- [2] Szegedy C, Liu W, Jia Y, Sermanet P, Reed S, Anguelov D, Erhan D, Vanhoucke V, Rabinovich A. Going deeper with convolutions. In *Computer Vision and Pattern Recognition (CVPR)*, 2015 IEEE Conference on 2015 Jun 7 (pp. 1-9). IEEE.
- [3] Dalal N, Triggs B. Histograms of oriented gradients for human detection. In *Computer Vision and Pattern Recognition*, 2005. CVPR 2005. IEEE Computer Society Conference on 2005 Jun 25 (Vol. 1, pp. 886-893). IEEE.
- [4] Dollar P, Wojek C, Schiele B, Perona P. Pedestrian detection: An evaluation of the state of the art. *IEEE transactions on pattern analysis and machine intelligence*. 2012 Apr;34(4):743-61.
- [5] Sermanet P, Kavukcuoglu K, Chintala S, LeCun Y. Pedestrian detection with unsupervised multi-stage feature learning. In *Computer Vision and Pattern Recognition (CVPR)*, 2013 IEEE Conference on 2013 Jun 23 (pp. 3626-3633). IEEE.
- [6] Viola P, Jones MJ, Snow D. Detecting Pedestrians Using Patterns of Motion and Appearance. In *Proceedings of the Ninth IEEE International Conference on Computer Vision-Volume 2* 2003 Oct 13 (p. 734). IEEE Computer Society.
- [7] Wang X, Han TX, Yan S. An HOG-LBP human detector with partial occlusion handling. In *Computer Vision*, 2009 IEEE 12th International Conference on 2009 Sep 29 (pp. 32-39). IEEE.
- [8] Zhu Q, Yeh MC, Cheng KT, Avidan S. Fast human detection using a cascade of histograms of oriented gradients. In *Computer Vision and Pattern Recognition*, 2006 IEEE Computer Society Conference on 2006 (Vol. 2, pp. 1491-1498). IEEE.
- [9] Luo P, Tian Y, Wang X, Tang X. Switchable deep network for pedestrian detection. In *Proceedings of the IEEE Conference on Computer Vision and Pattern Recognition* 2014 (pp. 899-906).
- [10] Stewart R, Andriluka M, Ng AY. End-to-end people detection in crowded scenes. In *Proceedings of the IEEE conference on computer vision and pattern recognition* 2016 (pp. 2325-2333).
- [11] Zhang S, Bauckhage C, Cremers AB. Informed haar-like features improve pedestrian detection. In *Computer Vision and Pattern Recognition (CVPR)*, 2014 IEEE Conference on 2014 Jun 23 (pp. 947-954). IEEE.
- [12] DOLLAR P. Integral channel features. *BMVC*, 2009. 2009.
- [13] Felzenszwalb PF, Girshick RB, McAllester D, Ramanan D. Object detection with discriminatively trained part-based models. *IEEE transactions on pattern analysis and machine intelligence*. 2010 Sep;32(9):1627-45.
- [14] Lin Z, Davis LS. Shape-based human detection and segmentation via hierarchical part-template matching. *IEEE Transactions on Pattern Analysis and Machine Intelligence*. 2010 Apr;32(4):604-18.
- [15] Redmon J, Divvala S, Girshick R, Farhadi A. You only look once: Unified, real-time object detection. In *Proceedings of the IEEE conference on computer vision and pattern recognition* 2016 (pp. 779-788).
- [16] Girshick R. Fast R-CNN. In *Computer Vision (ICCV)*, 2015 IEEE International Conference on 2015 Dec 7 (pp. 1440-1448). IEEE.
- [17] Ren S, He K, Girshick R, Sun J. Faster r-cnn: Towards real-time object detection with region proposal networks. In *Advances in neural information processing systems* 2015 (pp. 91-99).
- [18] He K, Gkioxari G, Dollar P, Girshick R. Mask R-CNN. In *Proceedings of the IEEE Conference on Computer Vision and Pattern Recognition* 2017 (pp. 2961-2969).
- [19] Luo P, Lin L, Chao H. Learning shape detector by quantizing curve segments with multiple distance metrics. In *European Conference on Computer Vision* 2010 Sep 5 (pp. 342-355). Springer, Berlin, Heidelberg.
- [20] Zhu L, Chen Y, Yuille A. Learning a hierarchical deformable template for rapid deformable object parsing. *IEEE transactions on pattern analysis and machine intelligence*. 2010 Jun;32(6):1029-43.
- [21] Bourdev L, Malik J. Poselets: Body part detectors trained using 3d human pose annotations. In *Computer Vision*, 2009 IEEE 12th International Conference on 2009 Sep 29 (pp. 1365-1372). IEEE.
- [22] Ouyang W, Wang X. A discriminative deep model for pedestrian detection with occlusion handling. In *Computer Vision and Pattern Recognition (CVPR)*, 2012 IEEE Conference on 2012 Jun 16 (pp. 3258-3265). IEEE.
- [23] Ouyang W, Wang X. Joint deep learning for pedestrian detection. In *Computer Vision (ICCV)*, 2013 IEEE International Conference on 2013 Dec 1 (pp. 2056-2063). IEEE.
- [24] Hinton GE, Salakhutdinov RR. Reducing the dimensionality of data with neural networks. *science*. 2006 Jul 28;313(5786):504-7.
- [25] Larochelle H, Bengio Y. Classification using discriminative restricted Boltzmann machines. In *Proceedings of the 25th international conference on Machine learning* 2008 Jul 5 (pp. 536-543). ACM.
- [26] Lee H, Grosse R, Ranganath R, Ng AY. Convolutional deep belief networks for scalable unsupervised learning of hierarchical representations. In *Proceedings of the 26th annual international conference on machine learning* 2009 Jun 14 (pp. 609-616). ACM.
- [27] Sohn K, Zhou G, Lee C, Lee H. Learning and selecting features jointly with point-wise gated Boltzmann machines. In *International Conference on Machine Learning* 2013 Feb 13 (pp. 217-225).
- [28] Lin L, Wu T, Porway J, Xu Z. A stochastic graph grammar for compositional object representation and recognition. *Pattern Recognition*. 2009 Jul 1;42(7):1297-307.
- [29] Wang X, Lin L. Dynamical and-or graph learning for object shape modeling and detection. In *Advances in Neural Information Processing Systems* 2012 (pp. 242-250).
- [30] Bylinskii Z, Judd T, Borji A, Itti L, Oliva A, Torralba A. MIT Saliency Benchmark. In *Proceedings {Judd 2012}*. 2016.
- [31] Palmer SE. Vision science: Photons to phenomenology. MIT press; 1999 Apr 14.

- [32] Zhao R, Ouyang W, Wang X. Person re-identification by saliency matching. In *Computer Vision (ICCV)*, 2013 IEEE International Conference on 2013 Dec 1 (pp. 2528-2535). IEEE.
- [33] Zhao R, Ouyang W, Wang X. Unsupervised saliency learning for person re-identification. In *Computer Vision and Pattern Recognition (CVPR)*, 2013 IEEE Conference on 2013 Jun 23 (pp. 3586-3593). IEEE.
- [34] Zhu W, Liang S, Wei Y, Sun J. Saliency optimization from robust background detection. In *Proceedings of the IEEE conference on computer vision and pattern recognition* 2014 (pp. 2814-2821).
- [35] Vig E, Dorr M, Cox D. Large-scale optimization of hierarchical features for saliency prediction in natural images. In *Proceedings of the IEEE Conference on Computer Vision and Pattern Recognition* 2014 (pp. 2798-2805).
- [36] Mairon R, Ben-Shahar O. A closer look at context: From coxels to the contextual emergence of object saliency. In *European Conference on Computer Vision* 2014 Sep 6 (pp. 708-724). Springer, Cham.
- [37] Mai L, Liu F. Comparing salient object detection results without ground truth. In *European Conference on Computer Vision* 2014 Sep 6 (pp. 76-91). Springer, Cham.
- [38] Li Y, Hou X, Koch C, Rehg JM, Yuille AL. The Secrets of Salient Object Segmentation. In *Computer Vision and Pattern Recognition (CVPR)*, 2014 IEEE Conference on 2014 Jun 23 (pp. 280-287). IEEE.
- [39] Liu R, Cao J, Lin Z, Shan S. Adaptive partial differential equation learning for visual saliency detection. In *Proceedings of the IEEE conference on computer vision and pattern recognition* 2014 (pp. 3866-3873).
- [40] Zhang J, Sclaroff S. Saliency detection: A boolean map approach. In *Computer Vision (ICCV)*, 2013 IEEE International Conference on 2013 Dec 1 (pp. 153-160). IEEE.
- [41] Yang C, Zhang L, Lu H, Ruan X, Yang MH. Saliency detection via graph-based manifold ranking. In *Computer Vision and Pattern Recognition (CVPR)*, 2013 IEEE Conference on 2013 Jun 23 (pp. 3166-3173). IEEE.
- [42] Yan Q, Xu L, Shi J, Jia J. Hierarchical saliency detection. In *Computer Vision and Pattern Recognition (CVPR)*, 2013 IEEE Conference on 2013 Jun 23 (pp. 1155-1162). IEEE.
- [43] Siva P, Russell C, Xiang T, Agapito L. Looking beyond the image: Unsupervised learning for object saliency and detection. In *Computer Vision and Pattern Recognition (CVPR)*, 2013 IEEE Conference on 2013 Jun 23 (pp. 3238-3245). IEEE.
- [44] Perazzi F, Krähenbühl P, Pritch Y, Hornung A. Saliency filters: Contrast based filtering for salient region detection. In *Computer Vision and Pattern Recognition (CVPR)*, 2012 IEEE Conference on 2012 Jun 16 (pp. 733-740). IEEE.
- [45] Jiang Z, Davis LS. Submodular salient region detection. In *Computer Vision and Pattern Recognition (CVPR)*, 2013 IEEE Conference on 2013 Jun 23 (pp. 2043-2050). IEEE.
- [46] Jiang H, Wang J, Yuan Z, Wu Y, Zheng N, Li S. Salient object detection: A discriminative regional feature integration approach. In *Computer Vision and Pattern Recognition (CVPR)*, 2013 IEEE Conference on 2013 Jun 23 (pp. 2083-2090). IEEE.
- [47] Jiang B, Zhang L, Lu H, Yang C, Yang MH. Saliency detection via absorbing markov chain. In *Computer Vision (ICCV)*, 2013 IEEE International Conference on 2013 Dec 1 (pp. 1665-1672). IEEE.
- [48] Cheng MM, Warrell J, Lin WY, Zheng S, Vineet V, Crook N. Efficient salient region detection with soft image abstraction. In *Computer Vision (ICCV)*, 2013 IEEE International Conference on 2013 Dec 1 (pp. 1529-1536). IEEE.
- [49] Harel J, Koch C, Perona P. Graph-based visual saliency. In *Advances in neural information processing systems* 2007 (pp. 545-552).
- [50] Borji A, Cheng MM, Jiang H, Li J. Salient object detection: A benchmark. *IEEE Transactions on Image Processing*. 2015 Dec;24(12):5706-22.
- [51] Zhao R, Ouyang W, Li H, Wang X. Saliency detection by multi-context deep learning. In *Proceedings of the IEEE Conference on Computer Vision and Pattern Recognition* 2015 (pp. 1265-1274).
- [52] Wang L, Lu H, Ruan X, Yang MH. Deep networks for saliency detection via local estimation and global search. In *Computer Vision and Pattern Recognition (CVPR)*, 2015 IEEE Conference on 2015 Jun 7 (pp. 3183-3192). IEEE.
- [53] Russakovsky O, Deng J, Su H, Krause J, Satheesh S, Ma S, Huang Z, Karpathy A, Khosla A, Bernstein M, Berg AC. Imagenet large scale visual recognition challenge. *International Journal of Computer Vision*. 2015 Dec 1;115(3):211-52.
- [54] Wang L, Shi J, Song G, Shen IF. Object detection combining recognition and segmentation. In *Asian conference on computer vision* 2007 Nov 18 (pp. 189-199). Springer, Berlin, Heidelberg.
- [55] Wojek C, Walk S, Schiele B. Multi-cue onboard pedestrian detection. In *Computer Vision and Pattern Recognition*, 2009. CVPR 2009. IEEE Conference on 2009 Jun 20 (pp. 794-801). IEEE. Cheng MM, Mitra NJ, Huang X, Torr PH, Hu SM. Global contrast based salient region detection. *IEEE Transactions on Pattern Analysis and Machine Intelligence*. 2015 Mar 1;37(3):569-82.
- [56] Itti L, Koch C, Niebur E. A model of saliency-based visual attention for rapid scene analysis. *IEEE Transactions on pattern analysis and machine intelligence*. 1998 Nov;20(11):1254-9.
- [57] Li S, Lu H, Lin Z, Shen X, Price B. Adaptive metric learning for saliency detection. *IEEE Transactions on Image Processing*. 2015 Nov;24(11):3321-31.
- [58] Lu S, Mahadevan V, Vasconcelos N. Learning optimal seeds for diffusion-based salient object detection. In *Proceedings of the IEEE Conference on Computer Vision and Pattern Recognition* 2014 (pp. 2790-2797).
- [59] Achanta R, Hemami S, Estrada F, Susstrunk S. Frequency-tuned salient region detection. In *Computer vision and pattern recognition*, 2009. cvpr 2009. iee conference on 2009 Jun 20 (pp. 1597-1604). IEEE.
- [60] Liu T, Yuan Z, Sun J, Wang J, Zheng N, Tang X, Shum HY. Learning to detect a salient object. *IEEE Transactions on Pattern analysis and machine intelligence*. 2011 Feb;33(2):353-67.
- [61] Felzenszwalb P, McAllester D, Ramanan D. A discriminatively trained, multiscale, deformable part model. In *Computer Vision and Pattern Recognition*, 2008. CVPR 2008. IEEE Conference on 2008 Jun 23 (pp. 1-8). IEEE.
- [62] Sadeghi MA, Farhadi A. Recognition using visual phrases. In *Computer Vision and Pattern Recognition (CVPR)*, 2011 IEEE Conference on 2011 Jun 20 (pp. 1745-1752). IEEE.
- [63] Ouyang W, Wang X. Single-pedestrian detection aided by multi-pedestrian detection. In *Computer Vision and Pattern Recognition (CVPR)*, 2013 IEEE Conference on 2013 Jun 23 (pp. 3198-3205). IEEE.
- [64] Tang S, Andriluka M, Schiele B. Detection and tracking of occluded people. *International Journal of Computer Vision*. 2014 Oct 1;110(1):58-69.
- [65] Girshick R, Donahue J, Darrell T, Malik J. Rich feature hierarchies for accurate object detection and semantic segmentation. In *Proceedings of the IEEE conference on computer vision and pattern recognition* 2014 (pp. 580-587).
- [66] Sermanet P, Eigen D, Zhang X, Mathieu M, Fergus R, LeCun Y. Overfeat: Integrated recognition, localization and detection using convolutional networks. *arXiv preprint arXiv:1312.6229*. 2013 Dec 21.
- [67] Zhang S, Benenson R, Schiele B. Filtered channel features for pedestrian detection. In *CVPR 2015 Jun 1 (Vol. 1, No. 2, p. 4)*.

- [68] Szegedy C, Reed S, Erhan D, Anguelov D, Ioffe S. Scalable, high-quality object detection. *arXiv preprint arXiv:1412.1441*. 2014 Dec 3.
- [69] Uijlings JR, Van De Sande KE, Gevers T, Smeulders AW. Selective search for object recognition. *International journal of computer vision*. 2013 Sep 1;104(2):154-71.
- [70] LeCun Y, Bottou L, Bengio Y, Haffner P. Gradient-based learning applied to document recognition. *Proceedings of the IEEE*. 1998 Nov;86(11):2278-324.
- [71] Deng J, Dong W, Socher R, Li LJ, Li K, Fei-Fei L. Imagenet: A large-scale hierarchical image database. In *Computer Vision and Pattern Recognition*, 2009. CVPR 2009. IEEE Conference on 2009 Jun 20 (pp. 248-255). IEEE.
- [72] Everingham M, Van Gool L, Williams CK, Winn J, Zisserman A. The pascal visual object classes (voc) challenge. *International journal of computer vision*. 2010 Jun 1;88(2):303-38.
- [73] Lin TY, Maire M, Belongie S, Hays J, Perona P, Ramanan D, Dollár P, Zitnick CL. Microsoft coco: Common objects in context. In *European conference on computer vision* 2014 Sep 6 (pp. 740-755). Springer, Cham.
- [74] Krizhevsky A, Sutskever I, Hinton GE. Imagenet classification with deep convolutional neural networks. In *Advances in neural information processing systems* 2012 (pp. 1097-1105).
- [75] Ouyang W, Wang X, Zeng X, Qiu S, Luo P, Tian Y, Li H, Yang S, Wang Z, Loy CC, Tang X. Deepid-net: Deformable deep convolutional neural networks for object detection. In *Proceedings of the IEEE Conference on Computer Vision and Pattern Recognition* 2015 (pp. 2403-2412).
- [76] Huang G, Liu Z, Weinberger KQ, van der Maaten L. Densely connected convolutional networks. In *Proceedings of the IEEE conference on computer vision and pattern recognition* 2017 Jul 1 (Vol. 1, No. 2, p. 3).
- [77] Simonyan K, Zisserman A. Very deep convolutional networks for large-scale image recognition. *arXiv preprint arXiv:1409.1556*. 2014 Sep 4.
- [78] X. Huang, C. Shen, X. Boix, and Q. Zhao, "SALICON: Reducing the Semantic Gap in Saliency Prediction by Adapting Deep Neural Networks," in *ICCV*, 2015.
- [79] Tao A, Barker J, Sarathy S. Detectnet: Deep neural network for object detection in digits. *Parallel Forall*. 2016.
- [80] Torralba A, Efros AA. Unbiased look at dataset bias. In *Computer Vision and Pattern Recognition (CVPR)*, 2011 IEEE Conference on 2011 Jun 20 (pp. 1521-1528). IEEE.
- [81] Jia Y, Shelhamer E, Donahue J, Karayev S, Long J, Girshick R, Guadarrama S, Darrell T. Caffe: Convolutional architecture for fast feature embedding. In *Proceedings of the 22nd ACM international conference on Multimedia* 2014 Nov 3 (pp. 675-678). ACM.
- [82] Dollár, Piotr. "Piotr's image and video Matlab Toolbox (PMT)." (2013).
- [83] Walk S, Majer N, Schindler K, Schiele B. New features and insights for pedestrian detection. In *Computer vision and pattern recognition (CVPR)*, 2010 IEEE conference on 2010 Jun 13 (pp. 1030-1037). IEEE.
- [84] Benenson R, Mathias M, Tuytelaars T, Van Gool L. Seeking the strongest rigid detector. In *Computer Vision and Pattern Recognition (CVPR)*, 2013 IEEE Conference on 2013 Jun 23 (pp. 3666-3673). IEEE.
- [85] Dollár P, Appel R, Kienzle W. Crosstalk cascades for frame-rate pedestrian detection. In *Computer Vision-ECCV 2012* 2012 (pp. 645-659). Springer, Berlin, Heidelberg.
- [86] Nam W, Han B, Han JH. Improving object localization using macrofeature layout selection. In *Computer Vision Workshops (ICCV Workshops)*, 2011 IEEE International Conference on 2011 Nov 6 (pp. 1801-1808). IEEE.
- [87] Paisitkriangkrai S, Shen C, Van Den Hengel A. Efficient pedestrian detection by directly optimizing the partial area under the ROC curve. In *Computer Vision (ICCV)*, 2013 IEEE International Conference on 2013 Dec 1 (pp. 1057-1064). IEEE.
- [88] Nam W, Dollár P, Han JH. Local decorrelation for improved pedestrian detection. In *Advances in Neural Information Processing Systems* 2014 (pp. 424-432).
- [89] Paisitkriangkrai S, Shen C, Van Den Hengel A. Strengthening the effectiveness of pedestrian detection with spatially pooled features. In *European Conference on Computer Vision* 2014 Sep 6 (pp. 546-561). Springer, Cham.
- [90] Shen C, Wang P, Li H. LACBoost and FisherBoost: optimally building cascade classifiers. In *European Conference on Computer Vision* 2010 Sep 5 (pp. 608-621). Springer, Berlin, Heidelberg.
- [91] Dollár P, Belongie SJ, Perona P. The fastest pedestrian detector in the west. In *Bmvc* 2010 Sep (Vol. 2, No. 3, p. 7).
- [92] Tetik YE, Bolat B. Pedestrian detection from still images. In *Innovations in Intelligent Systems and Applications (INISTA)*, 2011 International Symposium on 2011 Jun 15 (pp. 540-544). IEEE.
- [93] Intriago-Pazmiño M, Vargas-Sandoval V, Moreno-Díaz J, Salazar-Jácome E, Salazar-Grandes M. Algorithms for People Recognition in Digital Images: A Systematic Review and Testing. In *World Conference on Information Systems and Technologies* 2017 Apr 11 (pp. 436-446). Springer, Cham.
- [94] Mavani V, Raman S, Miyapuram KP. Facial Expression Recognition Using Visual Saliency and Deep Learning. In *Proceedings of the IEEE Conference on Computer Vision and Pattern Recognition* 2017 (pp. 2783-2788).
- [95] Khandhediya Y, Sav K, Gajjar V. Human Detection for Night Surveillance using Adaptive Background Subtracted Image. *arXiv preprint arXiv:1709.09389*. 2017 Sep 27.
- [96] Gajjar V, Gurnani A, Khandhediya Y. Human Detection and Tracking for Video Surveillance: A Cognitive Science Approach. In *Proceedings of the IEEE Conference on Computer Vision and Pattern Recognition* 2017 (pp. 2805-2809).