

ESTIMATION AND INFERENCE FOR PRECISION MATRICES OF NON-STATIONARY TIME SERIES

BY XIUCAI DING^{*}, AND ZHOU ZHOU[†]

University of Toronto ^{*} [†]

In this paper, we consider the estimation and inference of precision matrices of a rich class of locally stationary and nonlinear time series assuming that only one realization of the time series is observed. Using a Cholesky decomposition technique, we show that the precision matrices can be directly estimated via a series of least squares linear regressions with smoothly time-varying coefficients. The method of sieves is utilized for the estimation and is shown to be efficient and optimally adaptive in terms of estimation accuracy and computational complexity. We establish an asymptotic theory for a class of \mathcal{L}^2 tests based on the nonparametric sieve estimators. The latter are used for testing whether the precision matrices are diagonal or banded. A high dimensional Gaussian approximation result is established for a wide class of quadratic form of non-stationary and nonlinear processes, which is of interest by itself.

1. Introduction. Consider a centered non-stationary time series $x_{1,n}, \dots, x_{n,n} \in \mathbb{R}$. Denote by $\Omega_n := [\text{Cov}(x_{1,n}, \dots, x_{n,n})]^{-1}$ the precision matrix of the series. Modelling, estimation and inference of Ω_n are of fundamental importance in a wide range of problems in time series analysis. For example, the \mathcal{L}^2 optimal linear forecast of $x_{n+1,n}$ based on $x_{1,n}, \dots, x_{n,n}$ is determined by Ω_n and the covariance between $x_{n,n+1}$ and $(x_{1,n}, \dots, x_{n,n})$ [3]. In time series regression with fixed regressors, the best linear unbiased estimator of the regression coefficient is a weighted least squares estimator with weights proportional to the square root of the precision matrix of the errors [20]. Furthermore, the precision matrix is a key part in Gaussian likelihood and quasi likelihood estimation and inference of time series [3, 25]. We shall omit the subscript n in the sequel if no confusions arise.

Observe that Ω is an $n \times n$ matrix. When the time series length n is at least moderately large, it is generally not a good idea to first estimate the covariance matrix of (x_1, \dots, x_n) and then invert it to obtain an estimate of Ω . One main reason is that small errors in the covariance matrix estimation may be amplified through inversion when n is large, especially when the

Keywords and phrases: Non-stationary time series, Precision matrices, Cholesky decomposition, Sieve estimation, High dimensional Gaussian approximation, Random matrices, White noise and bandedness tests

condition number of the covariance matrix is large. Also matrix inversion is not computationally efficient for large n . As a result it is desirable to directly estimate Ω . In this paper, we utilize a Cholesky decomposition technique to directly estimate Ω through a series of least squares linear regressions. Specifically, write

$$(1.1) \quad x_i = \sum_{j=1}^{i-1} \phi_{ij} x_{i-j} + \epsilon_i, \quad i = 2, \dots, n$$

where $\sum_{j=1}^{i-1} \phi_{ij} x_{i-j} := \hat{x}_i$ is the best linear forecast of x_i based on x_1, \dots, x_{i-1} and ϵ_i is the forecast error. Let $\epsilon_1 := x_1$ and denote by σ_i^2 the variance of ϵ_i , $i = 1, 2, \dots, n$. Observe that ϵ_i are uncorrelated random variables. As a result it is straightforward to show that [29]

$$(1.2) \quad \Omega = \Phi^* \tilde{\mathbf{D}} \Phi,$$

where the diagonal matrix $\tilde{\mathbf{D}} = \text{diag}\{\sigma_1^{-2}, \dots, \sigma_n^{-2}\}$, Φ is a lower triangular matrix having ones on its diagonal and $-\phi_{ij}$ at its $(i, i-j)$ -th element for $j < i$ and $*$ denotes matrix or vector transpose. The most significant advantage of the above Cholesky decomposition is structural simplification that transfers the difficult problem of precision matrix estimation to that of estimating a series of least squares regression coefficients and error variances.

However, the Cholesky decomposition idea is not directly applicable to precision matrix estimation of non-stationary time series. The reason is that there are in total $n(n+1)/2$ regression coefficients and error variances to be estimated in the Cholesky decomposition of Ω . Meanwhile, observe that there are also $n(n+1)/2$ parameters to be estimated for the precision matrix of a general non-stationary time series. Hence Cholesky decomposition, though performs structural simplification, does not reduce the dimensionality of the parameter space. On the other hand, we only observe one realization of the time series with n observations. As a result dimension reduction techniques with natural assumptions in non-stationary time series analysis are needed for the estimation of Ω .

In this paper, we adopt two natural and widely used assumptions in non-stationary time series for the dimension reduction. First such assumption is local stationarity which refers to slowly or smoothly time-varying underlying data generating mechanisms of the series. Utilizing the locally stationary framework in Zhou and Wu [50], we show that, for a wide class of locally stationary nonlinear processes, each off-diagonal of the Φ matrix as well as the error variance series σ_i^2 can be well approximated by smooth functions on $[0,1]$. Specifically, we show that there exist smooth functions

$\phi_j(\cdot)$ and $g(\cdot)$ such that $\sup_{i>b} |\phi_{ij} - \phi_j(i/n)| = o(n^{-1/2})$, $j = 1, 2, \dots, n$ and $\sup_{i>b} |\sigma_i^2 - g(i/n)| = o(n^{-1/2})$, where $b = b_n$ diverges to infinity with $b/n \rightarrow 0$ whose specific value will be determined later in the article. To our knowledge, the latter is the first result on smooth approximation to general non-stationary precision matrices. From classic approximation theory [32], a d times continuously differentiable function can be well approximated by a basis expansion with $O((n/\log n)^{1/(2d+1)})$ parameters. Thanks to the local stationarity assumption, the number of parameters needed for estimating σ_i^2 is reduced from n to $O((n/\log n)^{1/(2d+1)})$. Similar conclusion holds for each off-diagonal of Φ .

The second assumption we adopt is short range dependence which refers to fast decay of the dependence between x_i and x_{i+j} as j diverges. Using the physical dependence measure introduced in Zhou and Wu [50], modern operator spectral theory and approximation theory [12], we show, as a theoretical contribution of the paper, that the off-diagonals of Φ decays fast to zero for a general class of locally stationary short range dependent processes. Specifically, we show that ϕ_{ij} can be effectively treated as 0 whenever $j > b$. Hence the total number of parameters one needs to estimate is reduced to the order $b(n/\log n)^{1/(2d+1)}$ which is typically much smaller than the sample size n .

Now we utilize the method of sieves to estimate the smooth functions $\phi_j(\cdot)$ and $g(\cdot)$ mentioned above. The method of sieves refers to approximating an infinite dimensional space with a sequence of finer and finer finite dimensional subspaces. Typical examples include Fourier, wavelet and orthogonal polynomial approximations to smooth functions on compact intervals. We refer to [8] by Chen for a thorough review of the subject. There are two major advantages of the sieve method when used for precision matrix estimation. First, many sieve estimators, such as the three mentioned above, do not have inferior performances at the boundary of the estimating interval. This is important as inaccurate estimates at the boundary may drastically lower the accuracy of the whole precision matrix estimation even though entries are well estimated in the interior. Second, the computation complexities of many sieve methods are both adaptive (to the smoothness of the functions of interest) and efficient. When estimating one smooth function of time, local methods such as the kernel estimation perform one regression at each time point. This could be computationally inefficient when n is large. On the contrary, the above mentioned three sieve methods only need to perform a single regression at the whole time interval with the number of covariates determined by the smoothness of the function of interest. In many cases this yields a much faster estimation. For instance, in the extreme case where the

time series dependence is exponentially decaying and the functions are infinitely differentiable, the sieve method only needs $O(n \log^5 n)$ computation complexity to estimate Ω . Under the same scenario, the kernel method is of $O(n^2 k_n \log^2 n)$ computation complexity where k_n is the bandwidth used for the regression and is typically of the order $n^{-1/5}$.

In this paper, we show that the sieve estimates of the functions $\phi_j(\cdot)$ achieve, uniformly over time and j , minimax rate for nonparametric function estimation [32]. This extends previous convergence rate results on nonparametric sieve regression to the case of diverging number of covariates and non-stationary predictors and errors. Combining the latter result with modern random matrix theory [35], we show that the operator norm of the estimated precision matrix converges with a rate determined by the strength of time series dependence and smoothness of the underlying data generating mechanism. In the best scenario where the dependence is exponentially decaying and $\phi_j(\cdot)$ and $g(\cdot)$ are infinitely differentiable, the convergence rate is shown to be of the order $\log^3 n / \sqrt{n}$, which is almost as fast as parametrically estimating a single parameter from i.i.d. samples. The sieve estimators have already been used to estimate the smooth unconditional mean function in various settings, for instance, in [1], the authors proved that the sieve least square estimators could achieve minimax rate in the sense of sup-norm loss for i.i.d regressors and errors with a general class of sieve basis functions; later on Chen and Christensen [9] showed that the spline and wavelet sieve regression estimators attained the above global uniform convergence rate for weakly dependent regressors. In this article, we study the nonparametric sieve estimates for locally stationary time series under physical dependence and obtain the same minimax rate for the functions $\phi_j(\cdot)$.

After estimating Ω , one may want to perform various tests on its structure. In this paper, we focus on two such tests, one on whether $\{x_i\}_{i=1}^n$ is a non-stationary white noise and the other on whether Ω is banded. Two test statistics based on the \mathcal{L}^2 distances between the estimated and hypothesized Φ are proposed. These tests boil down to quadratic forms of the estimated sieve regression coefficients which are quadratic forms of non-stationary, dependent vectors of diverging dimensionality. To our knowledge, there have been no previous works on \mathcal{L}^2 inference of nonparametric sieve estimators as well as the inference of high dimensional quadratic forms of non-stationary nonlinear time series. In this paper, we utilize the Stein's method together with an m -dependence approximation technique and prove that the laws of a large class of quadratic forms of non-stationary nonlinear processes with diverging dimensionality can be well approximated by those of quadratic forms of diverging dimensional dependent Gaussian random vec-

tors. Consequently asymptotic normality can be established for those high dimensional quadratic forms. The latter Gaussian approximation result is of separate interest and may of wider applicability in non-stationary time series analysis. In [43], Xu, Zhang and Wu derived the \mathcal{L}^2 asymptotics for quadratic form $\overline{X}^* \overline{X}$, where \overline{X} is the sample mean of n i.i.d random vectors. In the present paper, assuming that the random vectors $\{\mathbf{z}_i\}$ are correlated in terms of physical dependence measure, we prove a new \mathcal{L}^2 asymptotics by allowing physical dependence between random vectors for the quadratic form $\overline{\mathbf{Z}}^* E \overline{\mathbf{Z}}$ for any bounded positive semi-definite matrix E using Stein's method [31, 46]. It is remarkable that similar ideas have been used in proving the universality of random matrix theory [14, 16, 22, 36].

We point out that the idea of Cholesky decomposition has been used in time series analysis in some different settings when a sequence of observations are available. Assuming that multiple realizations can be observed, Wu and Pourahmadi [40] studied the estimation of covariance matrices by using the nonparametric smoothing techniques. Bickel and Levina [2] considered estimating large covariance and precision matrices by either banding or tapering the sample covariance matrix and its inverse assuming that multiple independent samples can be observed. However, in the present paper, we assume that only one realization of the time series is observed; hence none of the aforementioned results can be applied.

Finally, we mention that estimating the large dimensional covariance and precision matrices has attracted much attention in the last two decades. One main research line is to assume that we can observe n i.i.d p -dimensional random vectors. When p is comparable or larger than n , it is well-known that sample covariance and precision matrices are inconsistent estimators [13, 28, 37]. To overcome the difficulty from high dimensionality, researchers usually impose two main structural assumptions in order to consistently estimate the covariance and precision matrices: sparsity structure and factor model structure. Various families of covariance matrices have been introduced assuming some types of sparsity, this includes the bandable covariance matrices [2, 5, 40] and sparse covariance matrices [7, 23, 45]. Many regularization methods have been developed to exploit the sparsity structural for the estimation of covariance and precision matrices, for a comprehensive review, we refer to [6]. On the other hand, factor models in the high dimensional setting have been used in a range of applications in finance and economics. Under this structural assumption, many thresholding techniques can be used to estimate the covariance and precision matrices [17, 18]. For a comprehensive review on factor model based methods, we refer to [19]. Most recently, researchers have focused on providing an oracle estimator without

the structural assumptions, for instance the optimal rotation invariant estimator [4, 15, 27]. Even though the estimators are inconsistent, they are better choices than simply using the sample covariance and precision matrices. Although high dimensional covariance and precision matrix estimation has witnessed unprecedented development, statistical inference of high dimensional and non-stationary time series remains largely untouched so far. It is notable that due to non-stationarity, the covariance and precision matrices are large dimensional matrices. One line of work is to impose the stationary assumption, where the covariance matrices are of banded structure. In this situation, the thresholding and regularization technique can help to find a consistent estimator [41, 42] using only one time series. Another line of the work is to estimate the covariance matrices (possibly dynamic) of high dimensional time series assuming that multiple time series are available [10].

The rest of the paper is organized as follows. In Section 2, we introduce a rich class of non-stationary (locally stationary) time series and study the theoretical properties of its covariance and precision matrices. In Section 3, we consistently estimate the precision matrices and provide convergent rates for these estimators. In Section 4, we propose two efficient testings using some simple statistics from our estimation procedure. In Section 5, we give Monte Carlo simulations to illustrate our results. In Section 6, we give the essential proofs of the theorems in our paper. In Appendix A, additional technical proofs are provided.

2. Locally stationary time series. We now introduce some notations. In this paper, we consider the locally stationary time series [48, 50, 51]

$$(2.1) \quad x_i = G\left(\frac{i}{n}, \mathcal{F}_i\right),$$

where $\mathcal{F}_i = (\cdots, \eta_{i-1}, \eta_i)$ and η_i , $i \in \mathbb{Z}$ are i.i.d centered random variables, and $G : [0, 1] \times \mathbb{R}^\infty \rightarrow \mathbb{R}$ is a measurable function such that $\xi_i(t) := G(t, \mathcal{F}_i)$ is a properly defined random variable for all $t \in [0, 1]$. And following Wu and Zhou [39, 50, 51], we introduce the following dependence measure to quantify the temporal dependence of (2.1).

DEFINITION 2.1. Let $\{\eta'_i\}$ be an i.i.d. copy of $\{\eta_i\}$. Assuming that for some $q > 0$, $\|x_i\|_q < \infty$, where $\|\cdot\|_q = [\mathbb{E}|\cdot|^q]^{1/q}$ is the \mathcal{L}_q norm of a random variable. For $j \geq 0$, we define the physical dependence measure by

$$(2.2) \quad \delta(j, q) := \sup_{t \in [0, 1]} \max_i \|G(t, \mathcal{F}_i) - G(t, \mathcal{F}_{i,j})\|_q,$$

where $\mathcal{F}_{i,j} := (\mathcal{F}_{i-j-1}, \eta'_{i-j}, \eta_{i-j+1}, \cdots, \eta_i)$.

The measure $\delta(j, q)$ quantifies the changes in the filter's output when the input of the system j steps ahead is changed to an i.i.d. copy. If the change is small, then we have short-range dependence. It is notable that $\delta(j, q)$ is related to the data generating mechanism and can be easily computed. We refer the readers to [50, Section 4] for examples of such computation.

In the present paper, we impose the following assumptions on (2.1) and the physical dependence measure to control the temporal dependence of the non-stationary time series.

ASSUMPTION 2.2. There exists a constant $\tau > 10$ and $q > 4$, for some constant $C > 0$, we have that

$$(2.3) \quad \delta(j, q) \leq Cj^{-\tau}, \quad j \geq 1.$$

Furthermore, G defined in (2.1) satisfies the property of stochastic Lipschitz continuity, for any $t_1, t_2 \in [0, 1]$, we have

$$(2.4) \quad \|G(t_1, \mathcal{F}_i) - G(t_2, \mathcal{F}_i)\|_q \leq C|t_1 - t_2|.$$

We also assume that

$$(2.5) \quad \sup_t \max_i \|G(t, \mathcal{F}_i)\|_q < \infty.$$

(2.3) indicates that the time series has short-range dependence. (2.4) implies that $G(\cdot, \cdot)$ changes smoothly over time and ensures local stationarity. Furthermore, for each fixed $t \in [0, 1]$, denote

$$(2.6) \quad \gamma(t, j) = \mathbb{E}(G(t, \mathcal{F}_0), G(t, \mathcal{F}_j)),$$

(2.4) and (2.5) imply that $\gamma(t, j)$ is Lipschitz continuous in t . Furthermore, we need the following mild assumption on the smoothness of $\gamma(t, j)$.

ASSUMPTION 2.3. For any $j \geq 0$, we assume that $\gamma(t, j) \in C^d([0, 1])$, $d > 0$ is some integer, where $C^d([0, 1])$ is the function space on $[0, 1]$ of continuous functions that have continuous first d derivatives.

Many important consequences can be derived due to Assumption 2.2 and 2.3. We list the most useful ones and put their proofs into Appendix A. The first one is the following control on $\gamma(t, j)$.

LEMMA 2.4. Under Assumption 2.2 and 2.3, there exists some constant $C > 0$, such that

$$\sup_t |\gamma(t, j)| \leq Cj^{-\tau}, \quad j \geq 1.$$

Another important conclusion is that the coefficients defined in (1.1) is of polynomial decay. Hence, when $i > b$ is large, where $b = O(n^{2/\tau})$, we only need to focus on autoregressive fit of order b instead of $i - 1$. Recall (1.1), denote $\phi_i = (\phi_{i1}, \dots, \phi_{i,i-1})^*$. Then we have

$$(2.7) \quad \phi_i = \Omega_i \gamma_i,$$

where Ω_i and γ_i are defined as $\Omega_i = [\text{Cov}(\mathbf{x}_{i-1}^i, \mathbf{x}_{i-1}^i)]^{-1}$, $\gamma_i = \text{Cov}(\mathbf{x}_{i-1}^i, x_i)$, with $\mathbf{x}_{i-1}^i = (x_{i-1}, \dots, x_1)^*$.

PROPOSITION 2.5. Under Assumption 2.2 and letting $b = O(n^{2/\tau})$, there exists some constant $C > 0$, such that

$$(2.8) \quad \sup_{i>b} |\phi_{ij}| \leq \begin{cases} \max\{Cn^{-4+5/\tau}, Cj^{-\tau}\}, & i \geq b^2; \\ \max\{Cn^{-2+3/\tau}, Cj^{-\tau}\}, & b < i < b^2. \end{cases}$$

Furthermore, when $i > b$, denote $\phi_i^b = (\phi_{i1}, \dots, \phi_{ib})$, and $\tilde{\phi}_i^b = \Omega_i^b \gamma_i^b$ with entries $(\tilde{\phi}_{i1}, \dots, \tilde{\phi}_{ib})$, where $\Omega_i^b = [\text{Cov}(\mathbf{x}_i, \mathbf{x}_i)]^{-1}$, $\gamma_i^b = \mathbb{E}(\mathbf{x}_i x_i)$, $\mathbf{x}_i = (x_{i-1}, \dots, x_{i-b})$, we have

$$\sup_i \left\| \phi_i^b - \tilde{\phi}_i^b \right\| \leq Cn^{-2+1/\tau}.$$

The above proposition provides the first dimension reduction for our parameter space. It states that we can treat $\phi_{ij} = 0$ for $j > b$. Hence, the number of coefficients needed for the Cholesky decomposition reduces from $O(n^2)$ to $O(nb)$. Finally, denote $\phi^b(\frac{i}{n}) := (\phi_1(\frac{i}{n}), \dots, \phi_b(\frac{i}{n}))$ by

$$(2.9) \quad \phi^b(\frac{i}{n}) = \tilde{\Omega}_i^b \tilde{\gamma}_i^b,$$

where $\tilde{\Omega}_i^b$ and $\tilde{\gamma}_i^b$ are defined as

$$\tilde{\Omega}_i^b = [\text{Cov}(\tilde{\mathbf{x}}_i, \tilde{\mathbf{x}}_i)]^{-1}, \quad \tilde{\gamma}_i = \text{Cov}(\tilde{\mathbf{x}}_i, x_i),$$

with $\tilde{\mathbf{x}}_{i,k} = G(\frac{i}{n}, \mathcal{F}_{i-k})$, $k = 1, 2, \dots, b$. The following lemma shows that ϕ_i^b can be well approximated by $\phi^b(\frac{i}{n})$ when $i > b$.

LEMMA 2.6. Under Assumption 2.2, there exists some constant $C > 0$, such that

$$\sup_{i>b} \left| \phi_{ij} - \phi_j(\frac{i}{n}) \right| \leq Cn^{-1+2/\tau}, \text{ for all } j \leq b.$$

We will see from Section 3 that the above lemma provides the second dimension reduction. Due to the smoothness of $\phi_j(\cdot)$, we only need a linear combination of smooth basis functions to estimate. This will reduce the number of estimation from $O(nb)$ to $O(bc)$, where c is the number of basis functions. Till the end of this paper, we will always use $b = O(n^{2/\tau})$. Recall that ϵ_i is the prediction error with variance σ_i^2 ,

$$(2.10) \quad \epsilon_i = x_i - \hat{x}_i.$$

We summarize the basic properties of ϵ_i .

LEMMA 2.7. First of all, we have $\sup_i \sigma_i^2 < \infty$. Furthermore, denote the physical dependence measure of $\{\epsilon_i\}$ as $\delta^\epsilon(j, q)$, then there exists some constant $C > 0$, such that

$$\delta^\epsilon(j, q) \leq Cj^{-\tau}, \quad j \geq 1.$$

REMARK 2.8. In this paper, we focus on the discussion when the physical dependence measure is of polynomial decay, i.e. (2.3) holds true. However, all our results can be extend to the case when the short-range dependence is of exponential decay, i.e.

$$(2.11) \quad \delta(j, q) \leq Ca^j, \quad 0 < a < 1.$$

In detail, Lemma 2.4 can will be changed to

$$\sup_t |\gamma(t, j)| < Ca^j, \quad j \geq 1.$$

Therefore, we only need to choose $b = O(\log n)$. As a consequence, Proposition 2.5 can be updated to

$$\sup_{i>b} |\phi_{ij}| \leq \max\{Cn^{-C}, Ca^j\}, \quad \sup_i \left\| \phi_i^b - \tilde{\phi}_i^b \right\| \leq Cn^{-C},$$

where $C > 1$ is some constant. Similarly, Lemma 2.6 can be modified to

$$\sup_{i>b} \left| \phi_{ij} - \phi_j\left(\frac{i}{n}\right) \right| \leq \frac{C \log n}{n}, \quad \text{for all } j \leq b.$$

Finally, the analog of Lemma 2.7 is

$$\delta^\epsilon(j, q) \leq Ca^j.$$

3. Estimation of precision matrices. As shown in (1.2), Proposition 2.5 and Lemma 2.6, it suffices to estimate $\phi_{ij}, i \leq b, \phi_j(\frac{i}{n}), i > b \geq j$ and the variances of the residuals. When $i > b$, by (2.5) and Proposition 2.5, it is easy to see that

$$\sup_i \left| \sum_{j=b+1}^{i-1} \phi_{ij} x_{i-j} \right| = o(n^{-1}) \text{ in probability.}$$

Therefore, we now simply write

$$(3.1) \quad x_i = \sum_{j=1}^b \phi_{ij} x_{i-j} + \epsilon_i, \quad i = b+1, \dots, n.$$

3.1. Time-varying coefficients for $i > b$. We first estimate the time-varying coefficients $\phi_j(\frac{i}{n})$ using the method of Sieves [1, 8, 9] when $i > b$. We need to treat $i \leq b$ and $i > b$ separately as when $i > b$, we only need to do one least square regression to estimate $\phi_j(\cdot)$. We firstly observe the following fact, whose proof will be put into Appendix A.

LEMMA 3.1. Under Assumption 2.2 and 2.3, for any $j \leq b$, we have that $\phi_j(t) \in C^d([0, 1])$.

Based on the above lemma, we use

$$(3.2) \quad \theta_j(\frac{i}{n}) := \sum_{k=1}^c a_{jk} \alpha_k(\frac{i}{n}), \quad j \leq b,$$

to approximate $\phi_j(\frac{i}{n})$, where $\{\alpha_k(\frac{i}{n})\}$ is a set of pre-chosen orthogonal basis functions on $[0, 1]$ and $c \equiv c(n)$ stands for the number of basis functions which will be specified later. We impose the following regularity condition on the regressors and the basis functions.

ASSUMPTION 3.2. For any $k = 1, 2, \dots, b$, denote $\Sigma^k(t) \in \mathbb{R}^{k \times k}$ via $\Sigma_{ij}^k(t) = \gamma(t, |i - j|)$, we assume that the eigenvalues of

$$\int_0^1 \Sigma^k(t) \otimes (\mathbf{b}(t) \mathbf{b}^*(t)) dt,$$

are bounded above and also away from zero by a constant $\kappa > 0$, where $\mathbf{b}(t) = (\alpha_1(t), \dots, \alpha_c(t))^* \in \mathbb{R}^c$.

The results of the convergent rate on the approximation (3.2) can be found in [8, Section 2.3] for the commonly used basis functions, where we summarize it as the following lemma.

LEMMA 3.3. Denote the maximum norm with respect to Lebesgue measure as

$$\mathcal{L}_\infty := \sup_{t \in [0,1]} |\phi_j(t) - \theta_j(t)|.$$

We then have that $\mathcal{L}_\infty = O(c^{-d})$ for the Orthogonal polynomials, Trigonometric polynomials, Spline series when $r \geq d + 1$, and Orthogonal wavelets when $m > d$.

Using the Cholesky decomposition (3.1), we can now write

$$(3.3) \quad x_i = \sum_{j=1}^b \sum_{k=1}^c a_{jk} z_{kj} \left(\frac{i}{n} \right) + \epsilon_i, \quad i = b+1, \dots, n,$$

with $z_{kj}(\frac{i}{n})$ defined as

$$z_{kj} \left(\frac{i}{n} \right) := \alpha_k \left(\frac{i}{n} \right) x_{i-j}.$$

We can use the ordinary least square (OLS) method to estimate the coefficients a_{jk} . Denote the vector $\beta \in \mathbb{R}^{bc}$ with $\beta_s = a_{j_s, k_s}$, where $j_s = \lfloor \frac{s}{c} \rfloor + 1$, $k_s = s - \lfloor \frac{s}{c} \rfloor \times c$. Similarly, we define $\mathbf{y}_i \in \mathbb{R}^{bc}$ by letting $\mathbf{y}_{is} = z_{k_s, j_s}(\frac{i}{n})$. Furthermore, we denote Y^* as the $bc \times (n-b)$ rectangular matrix whose columns are \mathbf{y}_i , $i = b+1, \dots, n$. We also define by $\mathbf{x} \in \mathbb{R}^{n-b}$ containing x_{b+1}, \dots, x_n . Hence, the OLS estimator for β can be written as

$$\hat{\beta} = (Y^* Y)^{-1} Y^* \mathbf{x}.$$

Moreover, recall $\mathbf{x}_i = (x_{i-1}, \dots, x_{i-b})^* \in \mathbb{R}^b$, denote $X = (\mathbf{x}_{b+1}, \dots, \mathbf{x}_n) \in \mathbb{R}^{b \times (n-b)}$ and the matrices $E_i \in \mathbb{R}^{(n-b) \times (n-b)}$ satisfies that $(E_i)_{st} = 1$, when $s = t = i - b$ and zeros otherwise. As a consequence, we can write

$$(3.4) \quad Y^* = \sum_{i=b+1}^n \left(X \otimes \mathbf{b} \left(\frac{i}{n} \right) \right) E_i,$$

where \otimes stands for the Kronecker product. It is well-known that the OLS estimator satisfies

$$(3.5) \quad \hat{\beta} = \beta + \left(\frac{Y^* Y}{n} \right)^{-1} \frac{Y^* \epsilon}{n},$$

where $\epsilon \in \mathbb{R}^{n-b}$ contains $\epsilon_{b+1}, \dots, \epsilon_n$. We decompose β into b blocks by denoting $\beta = (\beta_1^*, \dots, \beta_b^*)^*$, where each $\beta_i \in \mathbb{R}^c$. Similarly, we can decompose $\hat{\beta}$. Therefore, our sieve estimator can be written as $\hat{\phi}_j(\frac{i}{n}) = \hat{\beta}_j^* \mathbf{b}(\frac{i}{n})$ and it satisfies that

$$(3.6) \quad \phi_j(\frac{i}{n}) - \hat{\phi}_j(\frac{i}{n}) = (\beta_j - \hat{\beta}_j)^* \mathbf{b}(\frac{i}{n}).$$

By carefully choosing $c = O(n^{\alpha_1})$, we show that $\hat{\phi}_j(\frac{i}{n})$ are consistent estimators for $\phi_j(\frac{i}{n})$ uniformly in i for all $j \leq b$. Denote $\zeta_c := \sup_i \|\mathbf{b}(\frac{i}{n})\|$, as discussed in [1, Section 3], we can write

$$\zeta_c = n^{\alpha_1^*},$$

where $\alpha_1^* = \frac{1}{2}\alpha_1$ for trigonometric polynomials, spline series, orthogonal wavelets and weighted orthogonal Chebyshev polynomials. And $\alpha_1^* = \alpha_1$ for Legendre Orthogonal polynomials. Finally, to control the sup-norm, we need the following assumption on the derivative of the basis functions, which is also used in [9, Assumption 4].

ASSUMPTION 3.4. There exist $\omega_1, \omega_2 \geq 0$, for some constant $C > 0$, we have

$$\sup_t \|\nabla \mathbf{b}(t)\| \leq C n^{\omega_1} c^{\omega_2}.$$

The above assumption is a mild regularity condition on the sieve basis functions and is satisfied by all the widely used basis functions. For instance, we can choose $\omega_1 = 0$, $\omega_2 = \frac{1}{2}$ for trigonometric polynomials, spline series, orthogonal wavelets and weighted Chebyshev polynomials. For more examples of basis functions satisfying this assumption, we refer to [9, Section 2.1]. Finally, we impose the following mild assumptions on the parameters.

ASSUMPTION 3.5. We assume that for τ defined in (2.3), d defined in Assumption 2.3 and α_1 , there exists a constant $C > 4$, such that

$$\frac{C}{\tau} + d\alpha_1 < 1.$$

THEOREM 3.6. Under Assumption 2.2, 2.3, 3.2, 3.4 and 3.5, we have

$$\sup_{i>b, j \leq b} \left| \phi_j(\frac{i}{n}) - \hat{\phi}_j(\frac{i}{n}) \right| = O_{\mathbb{P}} \left(\zeta_c \sqrt{\frac{\log n}{n}} + n^{-d\alpha_1} \right).$$

Furthermore, by using the basis functions with $\alpha_1^* = \frac{1}{2}\alpha_1$, we can show that our estimators attain the optimal minimax convergent rate $(n/(\log n))^{-d/(2d+1)}$ for the nonparametric regression proposed by Stone in [32].

COROLLARY 3.7. Under Assumption 2.2, 2.3, 3.2, 3.4 and 3.5, using the trigonometric polynomials, spline series, orthogonal wavelets and weighted orthogonal Chebyshev polynomials, when $c = O((n/(\log n))^{1/2d+1})$, we have

$$\sup_{i>b, j\leq b} \left| \phi_j\left(\frac{i}{n}\right) - \hat{\phi}_j\left(\frac{i}{n}\right) \right| = O_{\mathbb{P}} \left((n/(\log n))^{-d/(2d+1)} \right).$$

3.2. Time-varying coefficients for $i \leq b$. It is notable that by Lemma 2.6, when i, j are not very large, we cannot use the estimators derived from Section 3.1. In this situation, for each $\phi_{ij}, j < i \leq b$, we estimate them using the coefficients of the best linear predictor after smoothing by sieve method. For instance, in order to estimate ϕ_{21} , we rely on the following regression equations

$$x_k = \phi_{k1}x_{k-1} + \xi_k^2, \quad k = 2, 3, \dots, n,$$

where $\xi_2^2 = \epsilon_2$. Due to the local stationarity assumption, we can informally say there exists a continuous function f_{21} , such that $\phi_{21} \approx f_{21}(\frac{2}{n})$, where f_{21} can be efficiently estimated using the sieve method. Now we make rigorous of this idea. For each fixed $i \leq b$, to estimate ϕ_i , we make use of the following equations,

$$(3.7) \quad x_k = \sum_{j=1}^{i-1} \lambda_{kj}x_{k-j} + \xi_k^i, \quad k = i, i+1, \dots, n,$$

where $\lambda_i^k = (\lambda_{k1}, \dots, \lambda_{k,i-1})$ are the coefficients of the best linear prediction using the $i-1$ predecessors and $\xi_k^i = \epsilon_i$. Note that $\lambda_i^i = \phi_i$. Using Yule-Walker's equation, we find

$$\lambda_i^k = \Omega_i^k \gamma_i^k,$$

where $\Omega_i^k = [\text{Cov}(\mathbf{x}_i^k, \mathbf{x}_i^k)]^{-1}$, $\gamma_i^k = \text{Cov}(\mathbf{x}_i^k, x_k)$ and $\mathbf{x}_i^k = (x_{k-1}, \dots, x_{k-i+1})$. Due to Assumption 2.3, we can denote $\mathbf{f}_i^k = (f_1^i(\frac{k}{n}), \dots, f_{i-1}^i(\frac{k}{n}))$ by

$$(3.8) \quad \mathbf{f}_i^k = \tilde{\Omega}_i^k \tilde{\gamma}_i^k,$$

with $\tilde{\Omega}_i^k, \tilde{\gamma}_i^k$ defined by

$$\tilde{\Omega}_i^k = [\text{Cov}(\tilde{\mathbf{x}}_i^k, \tilde{\mathbf{x}}_i^k)]^{-1}, \quad \tilde{\gamma}_i^k = \text{Cov}(\tilde{\mathbf{x}}_i^k, \tilde{x}_k),$$

where $\tilde{\mathbf{x}}_{i,j}^k = G(\frac{k}{n}, \mathcal{F}_{i-j})$. In order to estimate ϕ_{ij} via $f_j^i(\frac{i}{n})$, we will make use of the following lemma whose proof can be found in Appendix A.

LEMMA 3.8. Under Assumption 2.2 and 2.3, for each fixed $i \leq b$ and for any $j \leq i - 1$, $f_j^i(t)$ are C^d functions on $[0, 1]$. Furthermore, for some constant $C > 0$, we have

$$(3.9) \quad \left| \phi_{ij} - f_j^i\left(\frac{i}{n}\right) \right| \leq C \left(n^{-1+2/\tau} + n^{-d\alpha_1} \right), \quad j < i \leq b.$$

REMARK 3.9. Under the exponential decay assumption (2.11), Lemma 3.8 can be changed to

$$\left| \phi_{ij} - f_j^i\left(\frac{i}{n}\right) \right| \leq C \left(\frac{\log n}{n} + n^{-d\alpha_1} \right), \quad j < i \leq b.$$

Therefore, the rest of the work leaves to estimate the functions $f_j^i(\frac{i}{n})$, $j < i \leq b$ using sieve approximation by denoting

$$f_j^i\left(\frac{i}{n}\right) = \sum_{k=1}^c d_{jk} \alpha_k\left(\frac{i}{n}\right).$$

The estimation is similar to Section 3.1 except that the length b is replaced by $i - 1$. We denote the OLS estimation as $\hat{f}_j^i(\frac{i}{n}) = \sum_{k=1}^c \hat{d}_{jk} \alpha_k(\frac{i}{n})$.

THEOREM 3.10. Under Assumption 2.2, 2.3, 3.2, 3.4 and 3.5, we have

$$\sup_{i \leq b, j < i} \left| f_j^i\left(\frac{i}{n}\right) - \hat{f}_j^i\left(\frac{i}{n}\right) \right| = O_{\mathbb{P}} \left(\zeta_c \sqrt{\frac{\log n}{n}} + n^{-d\alpha_1} \right).$$

3.3. *Sieve estimation for noise variances.* We discuss the case for $i > b$ and $i \leq b$ separately. For $i > b$, denote $\epsilon_i^b = x_i - \sum_{j=1}^b \phi_{ij} x_{i-j}$ and $(\sigma_i^b)^2 = \mathbb{E}(\epsilon_i^b)^2$. σ_i can be well approximated using σ_i^b by the following lemma, whose proof will be put into Appendix A.

LEMMA 3.11. Under Assumption 2.2 and 2.3, for $i > b$ and some constant $C > 0$, we have

$$\sup_{i > b} \left| \sigma_i^2 - (\sigma_i^b)^2 \right| \leq C n^{-2+2/\tau}.$$

Furthermore, denote $g(\frac{i}{n}) = \mathbb{E} \left(x_i - \sum_{j=1}^b \phi_{ij} G(\frac{i}{n}, \mathcal{F}_{i-j}) \right)^2$, we then have

$$\sup_{i > b} \left| (\sigma_i^b)^2 - g\left(\frac{i}{n}\right) \right| \leq C n^{-1+4/\tau}.$$

Finally, $g(\frac{i}{n}) \in C^d([0, 1])$.

Denote $r_i^b = (\epsilon_i^b)^2$, it is notable that r_i^b can not be observed directly. Instead, we use $\hat{r}_i^b = \hat{\epsilon}_i^b{}^2$, where

$$(3.10) \quad \hat{\epsilon}_i = x_i - \sum_{j=1}^b \sum_{k=1}^c \hat{a}_{jk} z_{kj} \left(\frac{i}{n} \right), \quad i = b+1, \dots, n.$$

By Theorem 3.6 and Assumption 3.5, we conclude that

$$(3.11) \quad \sup_{i>b} |r_i^b - \hat{r}_i^b| = O_{\mathbb{P}} \left(n^{2/\tau} \left(\zeta_c \sqrt{\frac{\log n}{n}} + n^{-d\alpha_1} \right) \right).$$

Denote the centered random variables $\omega_i^b = r_i^b - (\sigma_i^b)^2$, by Lemma 3.11 and (3.11), we have

$$(3.12) \quad \hat{r}_i^b = g\left(\frac{i}{n}\right) + \omega_i^b + O_{\mathbb{P}} \left(n^{2/\tau} \left(\zeta_c \sqrt{\frac{\log n}{n}} + n^{-d\alpha_1} \right) \right).$$

Invoking Lemma 3.3 and for convenience, we can therefore write our regression equation as

$$(3.13) \quad \hat{r}_i^b = \sum_{k=1}^c d_k \alpha_k \left(\frac{i}{n} \right) + \omega_i^b, \quad i = b+1, \dots, n.$$

Similar to Lemma 2.7, we can show that the physical dependence measure of ω_i^b is also of polynomial decay. Therefore, the OLS estimator for $\boldsymbol{\alpha} = (d_1, \dots, d_c)^*$ can be written as

$$\hat{\boldsymbol{\alpha}} = (W^*W)^{-1}W^*\hat{\mathbf{r}},$$

where W^* is an $c \times (n-b)$ matrix whose i -th column is $(\alpha_1(\frac{i+b}{n}), \dots, \alpha_c(\frac{i+b}{n}))^*$, $i = 1, 2, \dots, n-b$, and $\hat{\mathbf{r}}$ is an \mathbb{R}^{n-b} containing $\hat{r}_{b+1}^b, \dots, \hat{r}_n^b$. Furthermore, by the property of OLS, we have

$$(3.14) \quad \hat{\boldsymbol{\alpha}} = \boldsymbol{\alpha} + \left(\frac{W^*W}{n} \right)^{-1} \frac{W^*\boldsymbol{\omega}}{n},$$

where $\boldsymbol{\omega} = (\omega_{b+1}, \dots, \omega_n)^*$. Correspondingly, we have the following consistency result.

THEOREM 3.12. *Under Assumption 2.2, 2.3, 3.2, 3.4 and 3.5, we have*

$$(3.15) \quad \sup_{i>b} \left| \hat{g}\left(\frac{i}{n}\right) - g\left(\frac{i}{n}\right) \right| = O_{\mathbb{P}} \left(n^{2/\tau} \left(\zeta_c \sqrt{\frac{\log n}{n}} + n^{-d\alpha_1} \right) \right).$$

Finally, we study the estimation of σ_i^2 , $i = 1, 2, \dots, b$, which enjoys the same discussion as in Section 3.2. Recall ξ_k^i defined in (3.7), denote $(\sigma_k^i(\xi))^2 = \mathbb{E}(\xi_k^i)^2$, using a similar discussion to Lemma 3.11, we can find a smooth function g^i , such that $\sup_{i \leq b} |(\sigma_k^i(\xi))^2 - g^i(\frac{i}{n})| \leq O(n^{-1+4\tau})$, especially we can use $g^i(\frac{i}{n})$ to estimate σ_i^2 . When $i = 1$, we need to estimate the variance function of x_i .

The rest of the work leaves to estimate $g^i(t)$ using sieve method similar to (3.13) for $i \leq b$, where we replace the residual with \hat{r}_k^i , $k = i, \dots, n$. Here \hat{r}_k^i is defined as

$$(3.16) \quad \hat{r}_k^i := \left(x_i - \sum_{j=1}^{i-1} \hat{f}_j^i\left(\frac{k}{n}\right) x_{i-j} \right)^2, \quad k = i, i+1, \dots, n.$$

Then for $i \leq b$, we can estimate $\hat{g}^i(\frac{i}{n})$ similarly, except that the dimension of W^* is $c \times (n+1-i)$. The results can be summarized as the following theorem.

THEOREM 3.13. *Under Assumption 2.2, 2.3, 3.2, 3.4 and 3.5, we have*

$$\sup_{i \leq b} \left| \hat{g}^i\left(\frac{i}{n}\right) - g^i\left(\frac{i}{n}\right) \right| = O_{\mathbb{P}}\left(n^{2/\tau} \left(\zeta_c \sqrt{\frac{\log n}{n}} + n^{-d\alpha_1} \right)\right).$$

3.4. Estimation for precision matrices. From (1.2), it is natural to choose

$$\hat{\Omega} := \hat{\Phi}^* \hat{\mathbf{D}} \hat{\Phi},$$

as our estimator for the precision matrix. Here $\hat{\Phi}$ is a lower triangular matrix whose diagonal entries are all ones. For the off-diagonal entries, when $i > b$, its $(i, i-j)$ -th entry is $-\hat{\phi}_j(\frac{i}{n})$ for $j \leq b$ estimated from Section 3.1 and zeros otherwise. And when $i \leq b$, we use $\hat{\phi}_j(\frac{i}{n})$ estimated from Section 3.2. $\hat{\mathbf{D}}$ is a diagonal matrix with entries $\{\hat{\sigma}_i^{-2}\}$ estimated from Section 3.3. We now control the estimation error between Ω and $\hat{\Omega}$.

We first observe that, as $\det(\Phi\Phi^*) = \det(\hat{\Phi}\hat{\Phi}^*) = 1$, combining with Assumption 2.2, there exist some constants $C_1, C_2 > 0$, such that

$$C_1 \leq \lambda_{\min}(\Phi\Phi^*) \leq \lambda_{\max}(\Phi\Phi^*) \leq C_2.$$

Similar results hold for $\hat{\Phi}\hat{\Phi}^*$.

THEOREM 3.14. *Under Assumption 2.2, 2.3, 3.2, 3.4 and 3.5, we have*

$$(3.17) \quad \left\| \Omega - \hat{\Omega} \right\| = O_{\mathbb{P}}\left(n^{4/\tau} \left(n^{-d\alpha_1} + \zeta_c \sqrt{\frac{\log n}{n}} \right)\right).$$

It can be seen from the above theorem that, the estimation accuracy of precision matrices depend on the decay rate of dependence, the number of basis functions and the smoothness of covariance functions. We shall get a more accurate estimation for non-stationary time series with more smooth covariance functions and faster decay speed of dependence.

REMARK 3.15. Under assumption (2.11), when we apply the Gershgorin's circle theorem for our proof, we only need $O(\log n)$ matrix entries to bound the error terms. Hence, we can change (3.17) to

$$\left\| \Omega - \hat{\Omega} \right\| = O_{\mathbb{P}} \left(\log^2 n \left(n^{-d\alpha_1} + \zeta_c \sqrt{\frac{\log n}{n}} \right) \right).$$

4. Testing the structure for precision matrices. An important advantage of our methodology is that we can test the structure of the precision matrices by using some simple statistics in terms of the entries of $\hat{\Phi}$.

4.1. *Hypothesis testings and test statistics.* In this subsection, we focus on discussing two fundamental tests in time series analysis. One of the targets in time series analysis is to test whether the observed samples are from a White noise process $\{X_i\}$ such that

$$\text{Cov}(X_i, X_j) = \begin{cases} 0, & i \neq j, \\ \sigma_i^2, & i = j. \end{cases}$$

It is remarkable that we allow heteroscedasticity by assuming that the variance of x_i changes smoothly over time. Hence, we can formulate the null hypothesis as

$$\mathbf{H}_0^1 : \{x_i\} \text{ is a White noise process.}$$

Under \mathbf{H}_0^1 , recall (2.9), we shall have that $\phi_j(\frac{i}{n})$ are all zeros. Therefore, our estimation $\hat{\phi}_j(\frac{i}{n})$ should be small enough for all i, j . We hence use the following statistic to test \mathbf{H}_0^1

$$(4.1) \quad T_1^* = \sum_{j=1}^b \int_0^1 \hat{\phi}_j^2(t) dt.$$

In the analysis of time series, it is also important to test the bandedness of the precision matrices. In our setup, the Cholesky decomposition provides a convenient way to test the bandedness. For any given $k_0 \equiv k_0(n) < b$, we are interested in testing the following hypothesis

$$\mathbf{H}_0^2 : \text{The precision matrix of } \{x_i\} \text{ is } k_0\text{-banded.}$$

Due to (1.2), as Ω is strictly positive, the Cholesky decomposition is unique. Therefore, we conclude that Φ is also k_0 -banded using the discussion in [30, Section 2]. Furthermore, under \mathbf{H}_0^2 , we have that $\phi_j(\frac{i}{n}) = 0$, for $j > k_0$. Therefore, it is natural for us to use the following statistic

$$T_2^* = \sum_{j=k_0+1}^b \int_0^1 \hat{\phi}_j^2(t) dt.$$

It is notable that both of the test statistics T_1^* and T_2^* can be written into summations of quadratic forms under the null hypothesis. For T_1^* under \mathbf{H}_0^1 and T_2^* under \mathbf{H}_0^2 , we have that

$$\hat{\phi}_j^2(t) = \left(\hat{\phi}_j(t) - \phi_j(t) \right)^2.$$

For any fixed $j \leq b$, we have

$$\int_0^1 \left(\phi_j(t) - \hat{\phi}_j(t) \right)^2 dt = \sum_{k=1}^c (\hat{a}_{jk} - a_{jk})^2 + O(n^{-d\alpha_1}).$$

It can be seen from the above equation, the order of smoothness and number of basis functions are important to our distribution. Under Assumption 3.5, we can see that the error $O(n^{-d\alpha_1})$ is negligible. We refer the readers to [50, Section 4] for examples satisfying this property. Then recall (3.5), it is easy to see that for Σ defined in (6.3), we have

$$(4.2) \quad \int_0^1 \left(\phi_j(t) - \hat{\phi}_j(t) \right)^2 dt \rightarrow \frac{\epsilon^* Y}{n} \Sigma^{-1} A_j^* A_j \Sigma^{-1} \frac{Y^* \epsilon}{n} \text{ in probability,}$$

where $A_j \in \mathbb{R}^{bc}$ is a diagonal block matrix whose j -th diagonal block being the identity matrix and zeros otherwise. Therefore, all the above quantities can be computed using (4.2), which are quadratic forms of a high dimensional locally stationary time series.

4.2. High dimensional Gaussian approximation. As we have seen from the previous subsection, both of the test statistics are involved with high dimensional quadratic forms. The distribution of the quadratic form from Gaussian vectors can be easily computed using Lindeberg's central limit theorem. We need to discuss the Gaussian approximation of the quadratic form (4.2) of general distributions. In this subsection, we will prove the Gaussian approximation for the quadratic form $\mathbf{Z}^* E \mathbf{Z}$, where $\mathbf{Z} := \frac{\epsilon^* Y}{\sqrt{n}} \in$

\mathbb{R}^{bc} and E is a bounded positive semi-definite matrix. Denote $p = bc$ and $\mathbf{z}_i = (z_{i1}, \dots, z_{ip})^*$, where

$$(4.3) \quad z_{is} = x_{i-\bar{s}-1} \epsilon_i \alpha_{s'} \left(\frac{i}{n} \right), \quad \bar{s} = \lfloor \frac{s}{c} \rfloor, \quad s' = s - \bar{s}c, \quad i \geq b+1.$$

As a consequence, we have

$$\mathbf{Z} := (\mathbf{Z}_1, \dots, \mathbf{Z}_p) = \frac{1}{\sqrt{n}} \sum_{i=b+1}^n \mathbf{z}_i.$$

Denote $\mathbf{U} = \frac{1}{\sqrt{n}} \sum_{i=b+1}^n \mathbf{u}_i$, where $\{\mathbf{u}_i\}_{i=b+1}^n$ are centered Gaussian random vectors independent of $\{\mathbf{z}_i\}_{i=b+1}^n$ and preserve their covariance structure. We firstly look at the Gaussian vectors. Denote the covariance matrix of \mathbf{Z} as Γ , then by [26, Theorem 2.7], we conclude that

$$(4.4) \quad \mathbf{U}^* E \mathbf{U} \equiv \sum_{i=1}^r \lambda_i \eta_k,$$

where \equiv means that they have the same distribution, $\lambda_i, i = 1, 2, \dots, r$ are the eigenvalues of $\Gamma^{1/2} E \Gamma^{1/2}$ and $\eta_k, k = 1, 2, \dots, r$ are independent standard Chi-squared random variables with one degree of freedom.

Therefore, if we can show that the above conclusion holds for general locally stationary time series, we will be able to derive the asymptotic distribution of the quadratic form using the Lindeberg's central limit theorem. Our task is to control the following Kolmogorov distance

$$(4.5) \quad \rho := \sup_{x \in \mathbb{R}} |P(R^z \leq x) - P(R^u \leq x)|,$$

with the definitions

$$R^z = \mathbf{Z}^* E \mathbf{Z}, \quad R^u = \mathbf{U}^* E \mathbf{U}.$$

For $i > b$, we have the following result on the high dimensional Gaussian approximation. Recall we define $p = bc$ and denote

$$\xi_c := \sup_{i,t} |\alpha_i(t)|.$$

It is notable that ξ_c can be well-controlled for the commonly used basis functions. For instance, for the trigonometric polynomials and the weighted Chebyshev polynomials of the first kind, $\xi_c = O(1)$; and for orthogonal wavelet, $\xi_c = O(\sqrt{c})$. The following theorem establishes the Gaussian approximation for high dimensional quadratic forms under physical dependence.

THEOREM 4.1. *Under Assumption 2.2, 2.3, 3.2, 3.4 and 3.5, for some constant $C > 0$, we have*

$$\rho \leq Cl(n),$$

where $l(n)$ is defined as

$$\begin{aligned} l(n) = & \psi^{-1/2} + \xi_c p \psi^{\frac{q}{q+1}} M^{\frac{q(-\tau+1)}{q+1}} + \xi_c M_x^{-1} \psi^2 p^4 + \frac{M^2}{\sqrt{n}} \psi^3 p^6 \\ & + p \psi \left(\frac{\xi_c^{1/2}}{M_x^{5/6}} + \frac{\sqrt{M}}{M_x^3} \right) \sqrt{\log \frac{p}{\gamma}} + \gamma, \end{aligned}$$

where $M_x, \psi, M \rightarrow \infty$ and $\gamma \rightarrow 0$ when $n \rightarrow \infty$.

4.3. *Asymptotic normality of test statistics.* With the above preparation, we now derive the distributions for the test statistics T_1^* and T_2^* defined in Section 4.1. First of all, under \mathbf{H}_0^1 , we have

$$(4.6) \quad nT_1^* = \sum_{j=1}^b \sum_{k=1}^c \hat{a}_{jk}^2 = \hat{\beta}^* \hat{\beta} \rightarrow \frac{\epsilon^* Y}{\sqrt{n}} \Sigma^{-2} \frac{Y^* \epsilon}{\sqrt{n}} \text{ in probability,}$$

where we recall (3.5). We can analyze T_2^* in the same way using

$$\begin{aligned} nT_2^* = & \sum_{j=k_0+1}^b \sum_{k=1}^c \hat{a}_{jk}^2 = (A\hat{\beta})^* (A\hat{\beta}) \\ & \rightarrow \frac{\epsilon^* Y}{\sqrt{n}} \Sigma^{-1} A^* A \Sigma^{-1} \frac{Y^* \epsilon}{\sqrt{n}} \text{ in probability,} \end{aligned}$$

where $A \in \mathbb{R}^{bc \times bc}$ is a block diagonal matrix with the non-zero block being the lower $(b - k_0)c \times (b - k_0)c$ major part.

Note that $\frac{1}{\sqrt{n}} Y^* \epsilon \in \mathbb{R}^p$ is a block vector with size c , where the j -th entry of the i -block is $\frac{1}{\sqrt{n}} \sum_{k=b+1}^n x_{k-i} \epsilon_k \alpha_j(\frac{k}{n})$. We can therefore rewrite it as

$$\frac{1}{\sqrt{n}} Y^* \epsilon = \frac{1}{\sqrt{n}} \sum_{i=b+1}^n \mathbf{h}_i \otimes \mathbf{b}(\frac{i}{n}),$$

where $\mathbf{h}_i = \mathbf{x}_i \epsilon_i$. For $i > b$, \mathbf{z}_i can be regarded as a locally stationary time series, i.e. $\mathbf{h}_i = \mathbf{U}(\frac{i}{n}, \mathcal{F}_i)$. Denote the long-run covariance matrix of $\{\mathbf{h}_i\}$ as

$$\bar{\Delta}(t) = \sum_{j=-\infty}^{\infty} \text{Cov}\left(\mathbf{U}(t, \mathcal{F}_j), \mathbf{U}(t, \mathcal{F}_0)\right),$$

and we further define

$$(4.7) \quad \Delta = \int_0^1 \bar{\Delta}(t) \otimes (\mathbf{b}(t)\mathbf{b}^*(t))dt.$$

For $k \in \mathbb{N}$, denote

$$f_k = \left(\text{Tr}[(\Delta^{1/2}\Sigma^{-2}\Delta^{1/2})^k] \right)^{1/k}, \quad g_k = \left(\text{Tr}[(\Delta^{1/2}\Sigma^{-1}A^*A\Sigma^{-1}\Delta^{1/2})^k] \right)^{1/k}.$$

The limiting distributions of T_1^* and T_2^* can be summarized as the following proposition.

PROPOSITION 4.2. Under Assumption 2.2, 2.3, 3.2, 3.4 and 3.5, we have

(1). Under \mathbf{H}_0^1 , we have

$$\frac{nT_1^* - f_1}{f_2} \Rightarrow \mathcal{N}(0, 2).$$

Furthermore, there exist some positive constants $c_i, C_i, i = 1, 2$, such that

$$c_1 \leq \frac{f_1}{bc} \leq C_1, \quad c_2 \leq \frac{f_2}{\sqrt{bc}} \leq C_2.$$

(2). Under \mathbf{H}_0^2 , we have

$$\frac{nT_2^* - g_1}{g_2} \Rightarrow \mathcal{N}(0, 2).$$

Furthermore, there exist some positive constants $w_i, W_i, i = 1, 2$, such that

$$w_1 \leq \frac{g_1}{(b - k_0)c} \leq W_1, \quad w_2 \leq \frac{g_2}{\sqrt{(b - k_0)c}} \leq W_2.$$

Finally, we discuss the power of our tests under certain alternatives. We will only focus on the White noise test and similar discussion can be applied to the bandedness test. Consider the alternative hypothesis

$$\mathbf{H}_a : \frac{n \sum_{j=1}^{\infty} \int_0^1 \gamma^2(t, j) dt}{\sqrt{bc}} \rightarrow \infty.$$

The following proposition states that under \mathbf{H}_a , the power of our test will asymptotically be 1.

PROPOSITION 4.3. Under Assumption 2.2, 2.3, 3.2, 3.4 and 3.5, when the alternative hypothesis \mathbf{H}_a holds true, for any given significant level α , we have

$$\mathbb{P} \left(\left| \frac{nT_1^* - f_1}{f_2} \right| \geq \sqrt{2} \mathcal{Z}_{1-\alpha} \right) \rightarrow 1, \quad n \rightarrow \infty,$$

where $\mathcal{Z}_{1-\alpha}$ is the $(1 - \alpha)\%$ quantile of the standard normal distribution.

REMARK 4.4. As we will see from our proof, we need the assumption $\sqrt{bc} > C \log n$, $C > 0$ is some constant to hold true. It will be satisfied automatically under the polynomial decay assumption (2.3) of the physical dependence measure as $b = O(n^{2/\tau})$. However, in the exponential decay case (2.11), we need $c > C \log n$ to make Proposition 4.3 valid.

4.4. *Practical implementation.* It can be seen from Proposition 4.2 that the key part is to estimate the covariance matrix of a high dimensional vector. A disadvantage of using (4.6) is that the basis functions are mixed with the time series. In the present subsection, we provide the practical implementation using different forms of nT_1^* and nT_2^* to separate the data and basis functions. We focus our discussion on nT_1^* .

For $i > b, j \leq b$, denote the vector $\mathbb{B}_j(\frac{i}{n}) \in \mathbb{R}^{bc}$ with b -blocks, where the j -th block is the basis $\mathbf{b}(\frac{i}{n})$ and zero otherwise. Therefore, we have

$$(4.8) \quad \left(\phi_j\left(\frac{i}{n}\right) - \hat{\phi}_j\left(\frac{i}{n}\right) \right)^2 \rightarrow \mathbb{B}_j^*\left(\frac{i}{n}\right) \Sigma^{-1} \frac{Y^* \epsilon}{n} \frac{\epsilon^* Y}{n} \Sigma^{-1} \mathbb{B}_j\left(\frac{i}{n}\right) \text{ in probability.}$$

Denote $\mathbf{q}_{ij}^* = \mathbb{B}_j^*\left(\frac{i}{n}\right) \Sigma^{-1} \in \mathbb{R}^{bc}$ and \mathbf{q}_{ijk} as the k -th block of \mathbf{q}_{ij} of size c . As a consequence, we can write

$$(4.9) \quad \mathbf{q}_{ij}^* \frac{Y^* \epsilon}{n} = \frac{1}{n} \sum_{k=b+1}^n \mathbf{h}_k^* \tilde{\mathbf{q}}_{ij}^k,$$

where we recall $\mathbf{h}_k = \epsilon_k \mathbf{x}_k$, $\tilde{\mathbf{q}}_{ij}^k \in \mathbb{R}^b$ is denoted by $(\tilde{\mathbf{q}}_{ij}^k)_s = \mathbf{q}_{ijs}^* \mathbf{b}(\frac{k}{n})$. Denote $\mathbf{Q}_{ij} \in \mathbb{R}^{(n-b)b \times (n-b)b}$ as a block matrix with size $b \times b$ whose (k_1, k_2) -th block is $\mathbf{q}_{ij}^{\tilde{k}_1} (\mathbf{q}_{ij}^{\tilde{k}_2})^*$. Furthermore, we denote

$$Q\left(\frac{i}{n}\right) = \sum_{j=1}^b \mathbf{Q}_{ij}, \quad Q_{k_0}\left(\frac{i}{n}\right) = \sum_{j=k_0}^b \mathbf{Q}_{ij}.$$

By (4.9) and Proposition 4.2, it suffices to study the following quantity

$$n^2 T_1^{**} = (\Sigma_h^{1/2} \mathbf{z}_h)^* \left(\int_0^1 Q(t) dt \right) (\Sigma_h^{1/2} \mathbf{z}_h),$$

where Σ_h is the covariance matrix of $\mathbf{h} = (\mathbf{h}_{b+1}, \dots, \mathbf{h}_n)^*$ and $\mathbf{z}_h \sim \mathcal{N}(\mathbf{0}, \mathbf{I})$, $\mathbf{I} \in \mathbb{R}^{(n-b)b}$. Similarly, we use the following statistic to study \mathbf{H}_0^2

$$n^2 T_2^{**} = (\Sigma_h^{1/2} \mathbf{z}_h)^* \left(\int_0^1 Q_{k_0}(t) dt \right) (\Sigma_h^{1/2} \mathbf{z}_h).$$

The above expressions are useful for our practical implementation as they provide us a way to separate the deterministic basis functions and the random part. Hence we only need to estimate the covariance matrix Σ_h for \mathbf{h} . Next we will provide a nonparametric estimator for Σ_h . Similar ideas have been employed to estimate the long-run covariance matrix in [51] for fixed dimensional random vectors.

We observe that the covariance matrix of \mathbf{h} is a $(n - b) \times (n - b)$ block matrix with block size b . We first consider the diagonal part, where each block Λ_k is the covariance matrix of $\mathbf{h}_k, k = b + 1, \dots, n$. Recall that we can write $\{\mathbf{h}_k\}$ into a sequence of locally stationary time series $\{\mathbf{U}(\frac{k}{n}, \mathcal{F}_k)\}_{k=b+1}^n$. Denote

$$\Lambda(t, j) = \text{Cov}(\mathbf{U}(t, \mathcal{F}_0), \mathbf{U}(t, \mathcal{F}_j)).$$

The following lemma shows that Λ_k , which is the k -th diagonal block of Σ_h , can be well estimated by $\Lambda(\frac{k}{n}, 0)$ for any $k > b$. We will put its proof in Appendix A.

LEMMA 4.5. Under Assumption 2.2 and 2.3, we have

$$\sup_{k > b} \left\| \Lambda\left(\frac{k}{n}, 0\right) - \Lambda_k \right\| = O(n^{-1+4/\tau}).$$

Next we consider the upper-off-diagonal blocks. For any $b < k \leq n - b + 1$, we find that for $j > b + k$, for some constant $C > 0$, we have

$$(4.10) \quad \|\Lambda_{kj}\| \leq C(j - b)^{-\tau+1},$$

where we use a similar discussion to Lemma 2.4 and Gershgorin's circle theorem. As a consequence, we only need to estimate the blocks Λ_{kj} for $k < j \leq k + b$. Similar to Lemma 4.5, we have

$$\left\| \Lambda\left(\frac{k}{n}, j\right) - \Lambda_{kj} \right\| = O(n^{-1+4/\tau}).$$

Hence, we need to estimate $\Lambda(t, j)$, $0 \leq j \leq b$ using the kernel estimators. For a smooth symmetric density function K_h defined on \mathbb{R} supported on $[-1, 1]$, where $h \equiv h_n$ is the bandwidth such that $h \rightarrow 0$, $nh \rightarrow \infty$. We write

$$\hat{\Lambda}(t, j) = \frac{1}{nh} \sum_{k=b+1}^{n-j} K\left(\frac{k/n - t}{h}\right) \mathbf{h}_k \mathbf{h}_{k+j}^*, \quad 0 \leq j \leq b.$$

Finally we define $\hat{\Sigma}_h$ as the estimator by setting its blocks by

$$(4.11) \quad (\hat{\Sigma}_h)_{kk} = \hat{\Lambda}\left(\frac{b+k}{n}, 0\right), \quad (\hat{\Sigma}_h)_{kj} = \hat{\Lambda}\left(\frac{k+b}{n}, j\right),$$

and zero otherwise, where $k = 1, 2, \dots, n - b$, $k < j \leq k + b$. We can prove that our estimators are consistent under mild assumptions.

THEOREM 4.6. *Under Assumption 2.2 and 2.3, let $h \rightarrow 0$ and $nh \rightarrow \infty$, for $j = 0, 1, 2, \dots, b$, we have*

$$(4.12) \quad \sup_t \left\| \Lambda(t, j) - \hat{\Lambda}(t, j) \right\| = O_{\mathbb{P}} \left(b \left(\frac{1}{\sqrt{nh}} + h^2 + n^{-1}b^2 \right) \right).$$

As a consequence, we have

$$(4.13) \quad \left\| \Sigma_h - \hat{\Sigma}_h \right\| = O_{\mathbb{P}} \left(b^2 \left(\frac{1}{\sqrt{nh}} + h^2 + n^{-1}b^2 \right) \right).$$

In practice, the true ϵ_i is unknown and we have to use $\hat{\epsilon}_i$ defined in (3.10). We then define

$$\tilde{\Lambda}(t, j) = \frac{1}{nh} \sum_{k=b+1}^{n-j} K \left(\frac{k/n - t}{h} \right) \hat{\mathbf{h}}_k \hat{\mathbf{h}}_{k+j}^*, \quad 0 \leq j \leq b.$$

where $\hat{\mathbf{h}}_k := \mathbf{x}_k \hat{\epsilon}_k$. Similarly, we can define the estimation $\tilde{\Sigma}_h$. The analog of Theorem 4.6 is the following result.

THEOREM 4.7. *Under the assumptions of Theorem 4.6 and Assumption 3.2, 3.4 and 3.5, we have*

$$\sup_t \left\| \Lambda(t, j) - \tilde{\Lambda}(t, j) \right\| = O_{\mathbb{P}} \left(b \left(\frac{1}{\sqrt{nh}} + h^2 + n^{-1}b^2 + \theta_n \right) \right),$$

where θ_n is defined as

$$\theta_n = \sqrt{\frac{b}{nh}} \left(\zeta_c \sqrt{\frac{\log n}{n}} + n^{-d\alpha_1} \right).$$

As a consequence, we have

$$\left\| \Sigma_h - \tilde{\Sigma}_h \right\| = O_{\mathbb{P}} \left(b^2 \left(\frac{1}{\sqrt{nh}} + h^2 + n^{-1}b^2 + \theta_n \right) \right).$$

By Proposition 4.2, Theorem 4.6 and 4.7, we now propose the following practical procedure to test \mathbf{H}_0^1 (the test for \mathbf{H}_0^2 is similar):

1. For $j = 1, 2, \dots, b, i = b + 1, \dots, n$, estimate Σ^{-1} using $n(Y^*Y)^{-1}$ and calculate \mathbf{Q}_{ij} by the definitions.

2. Estimate Σ_h using (4.11) from the samples $\{\hat{\mathbf{h}}_k\}_{k=b+1}^n$.

3. Generate B (say 2000) i.i.d copies of Gaussian random vectors \mathbf{z}_i , $i = 1, 2, \dots, B$. Here $\mathbf{z}_i \sim \mathcal{N}(\mathbf{0}, \mathbf{I})$. For each $k = 1, 2, \dots, B$, calculate the following Riemann summation

$$T_k^1 = \frac{1}{n^2} \sum_{j=1}^b \sum_{i=b+1}^n (\hat{\Sigma}_h \mathbf{z}_k)^* \mathbf{Q}_{ij} (\hat{\Sigma}_h \mathbf{z}_k).$$

4. Let $T_{(1)}^1 \leq T_{(2)}^1 \leq \dots \leq T_{(B)}^1$ be the order statistics of T_k^1 , $k = 1, 2, \dots, B$. Reject \mathbf{H}_0^1 at the level α if $T_1^{**} > T_{(\lfloor B(1-\alpha) \rfloor)}^1$, where $\lfloor x \rfloor$ stands for the largest integer smaller or equal to x . Let $B^* = \max\{k : T_k^1 \leq T_1^{**}\}$, the p -value can be denoted as $1 - B^*/B$.

5. Simulation Studies. In this section, we design Monte Carlo experiments to study the finite sample accuracy and sensitivity of our estimation and testing procedure.

5.1. *Choices of tuning parameters.* In this subsection, we briefly discuss the practical choices of the key parameters, i.e. the lag b of the autoregression in Cholesky decomposition, the number of basis functions in sieve estimation, choice of k_0 in the bandedness test and the bandwidth selection in the nonparametric estimation of covariance matrix. As the bandwidth can be chosen using the standard cross-validation criterion for nonparametric estimation [44, Section 2.2], we will focus our discussion on the other three parameters.

Similar to the discussion in Section 4.1, by Proposition 2.5, Lemma 2.6 and Theorem 3.6, for any given sufficiently large $b_0 \equiv b_0(n)$, the following statistic should be small enough

$$\mathcal{T}_b = \sum_{k=b_1}^{b_0} \hat{\phi}_j^2(t) dt, \quad b < b_1 < b_0.$$

By Proposition 4.2, \mathcal{T}_b is normally distributed. Hence, we can follow the procedure described in the end of Section 4.4. For each fixed $b_1 < b_0$, we can formulate the null hypothesis as

$$\mathbf{H}_0^b : b_1 > b.$$

Given the level α , denote

$$b^* = \max_{b_1} \{b_1 < b_0 : \mathbf{H}_0^b \text{ is rejected}\}.$$

Then we can choose $b = b^*$. b^* has two fold of meanings, on one hand, it provides an efficient estimation for b . On the other hand, it estimates the bandedness of the precision matrix.

The number of basis functions can be chosen using the model selection method for nonparametric sieve estimation. However, due to non-stationarity, the classic Akaike information criterion (AIC) may fail under heteroskedasticity. In the present paper, we use the cross-validation method described in [21, Section 8], where the cross-validation criterion is defined as

$$\text{CV}(c) = \frac{1}{n} \sum_{i=2}^n \frac{\hat{\epsilon}_{ic}^2}{(1 - h_{ic})^2},$$

where $\{\hat{\epsilon}_{ic}\}$ are the estimation residuals using sieve method with order of c and h_{ic} is the leverage defined as

$$h_{ic} = \mathbf{y}_i^* (Y^* Y) \mathbf{y}_i,$$

where we recall (3.4). Hence, we can choose

$$\hat{c} = \operatorname{argmin}_{1 \leq c \leq c_0} \text{CV}(c),$$

where c_0 is a pre-chosen large value.

5.2. Estimation of precision matrices. In this subsection, we show by simulations the finite sample performance of our estimation. We investigate the following four non-stationary processes:

- Non-stationary MA(1) process

$$x_i = 0.6 \cos\left(\frac{2\pi i}{n}\right) \epsilon_{i-1} + \epsilon_i,$$

where ϵ_i are i.i.d $\mathcal{N}(0, 1)$ random variables.

- Non-stationary MA(2) process

$$x_i = 0.6 \cos\left(\frac{2\pi i}{n}\right) \epsilon_{i-1} + 0.3 \sin\left(\frac{2\pi i}{n}\right) \epsilon_{i-2} + \epsilon_i.$$

- Time-varying AR(1) process

$$x_i = 0.6 \cos\left(\frac{2\pi i}{n}\right) x_{i-1} + \epsilon_i.$$

- Time-varying AR(2) process

$$x_i = 0.6 \cos\left(\frac{2\pi i}{n}\right)x_{i-1} + 0.3 \sin\left(\frac{2i\pi}{n}\right)x_{i-2} + \epsilon_i.$$

It is easy to compute the true precision matrices of the above models. In the following simulations, we report the average estimation errors in terms of operator norm and their standard deviations based on 1000 repetitions. We use the methods from Section 5.1 to choose the parameters and the famous Epanechnikov kernel [38, Section 4.2] for the nonparametric estimation. We compare the results for three different types of bases, the Fourier basis functions (i.e. trigonometric polynomials), the Legendre polynomials and Daubechies orthogonal wavelet basis functions of order 16 [11].

We observe from Table 1 that our estimators for the precision matrices are reasonably accurate. Due to the consistency of our estimators, they are more accurate when n becomes large. Furthermore, as we can see from the estimation of MA(1) and MA(2) processes, our estimators can still be quite accurate even when the underlying precision matrices are not very sparse. We finally remark that most of the sample precision matrices are singular due to correlation. In this sense, our methodology provides a natural way to estimate the precision matrix of non-stationary time series.

		n=200	n=500	n=800
MA(1)	Fourier Basis	1.17 (0.18)	1.09 (0.18)	0.96 (0.14)
	Polynomial Basis	1.48 (0.12)	1.46 (0.19)	1.37 (0.21)
	Wavelet Basis	1.5 (0.21)	1.31 (0.21)	1.1 (0.23)
MA(2)	Fourier Basis	1.35 (0.12)	1.28 (0.16)	1.18 (0.18)
	Polynomial Basis	1.47 (0.13)	1.43 (0.14)	1.32 (0.13)
	Wavelet Basis	1.55 (0.21)	1.37 (0.19)	1.19 (0.22)
AR(1)	Fourier Basis	0.53 (0.18)	0.46 (0.17)	0.4 (0.18)
	Polynomial Basis	0.61 (0.13)	0.56 (0.12)	0.54 (0.14)
	Wavelet Basis	0.68 (0.21)	0.62 (0.23)	0.57 (0.24)
AR(2)	Fourier Basis	0.78 (0.21)	0.71 (0.24)	0.64 (0.24)
	Polynomial Basis	0.82 (0.15)	0.76 (0.11)	0.75 (0.1)
	Wavelet Basis	0.9 (0.22)	0.83 (0.24)	0.78 (0.24)

TABLE 1

Operator norm error for estimation of precision matrices. The standard deviations are recorded in the bracket. We use the trigonometric polynomials for Fourier basis, the Legendre polynomials for Polynomial basis and Daubechies wavelet of order 16 for Wavelet basis.

Our simulations are very limited ones, because we need the true precision matrices to be known for comparison. However, as we can see from Table

1, when n is quite large, the differences from using different basis functions can be ignored. Therefore, we suggest the employment of orthogonal wavelet basis functions in practice.

5.3. *Accuracy and power of testings.* In this subsection, we design simulations to study the finite sample performance for the testings of White noise and bandedness of precision matrices using the procedure described in the end of Section 4.4. At the nominal levels 0.01, 0.05 and 0.1, the simulated Type I error rates are listed below for the null hypothesis of \mathbf{H}_0^1 and \mathbf{H}_0^2 based on 1000 simulations, where for \mathbf{H}_0^2 we use the AR(2) model (i.e. $k_0 = 2$). From Table 2 and 3, we see that the performance of our proposed tests are reasonably accurate for all the above basis functions.

		n=200	n=500	n=800
$\alpha = 0.01$	Fourier Basis	0.008	0.01	0.009
	Polynomial Basis	0.009	0.0098	0.011
	Wavelet Basis	0.008	0.008	0.01
$\alpha = 0.05$	Fourier Basis	0.057	0.046	0.045
	Polynomial Basis	0.059	0.048	0.052
	Wavelet Basis	0.053	0.048	0.047
$\alpha = 0.1$	Fourier Basis	0.11	0.097	0.1
	Polynomial Basis	0.087	0.093	0.12
	Wavelet Basis	0.091	0.087	0.088

TABLE 2
Simulated type I error rates under \mathbf{H}_0^1 .

		n=200	n=500	n=800
$\alpha = 0.01$	Fourier Basis	0.009	0.013	0.009
	Polynomial Basis	0.008	0.011	0.009
	Wavelet Basis	0.011	0.014	0.008
$\alpha = 0.05$	Fourier Basis	0.052	0.05	0.049
	Polynomial Basis	0.051	0.048	0.052
	Wavelet Basis	0.052	0.05	0.05
$\alpha = 0.1$	Fourier Basis	0.096	0.097	0.11
	Polynomial Basis	0.089	0.098	0.092
	Wavelet Basis	0.091	0.101	0.095

TABLE 3
Simulated type I error rates under \mathbf{H}_0^2 for $k_0 = 2$.

Next we consider the statistical power of our tests under some given al-

ternatives. For the testing of White noise, we choose the four examples considered in Section 5.2 as our alternatives. For the testing of bandedness of the precision matrices, for the null hypothesis, we choose $k_0 = 2$ and consider the following two types of alternatives

- Time-varying AR(3) process

$$x_i = 0.6 \cos\left(\frac{2\pi i}{n}\right)x_{i-1} + 0.3 \sin\left(\frac{2\pi i}{n}\right)x_{i-2} + \delta \sin\left(\frac{2\pi i}{n}\right)x_{i-3} + \epsilon_i,$$

where ϵ_i are i.i.d standard normal random variables and $\delta \in (0, 0.3)$.

- Non-stationary MA(3) process

$$x_i = 0.6 \cos\left(\frac{2\pi i}{n}\right)\epsilon_{i-1} + 0.3 \sin\left(\frac{2\pi i}{n}\right)\epsilon_{i-2} + \frac{i}{n}\epsilon_{i-3} + \epsilon_i.$$

In all of our simulations, we choose the Daubechies wavelet basis functions of order 16 as our sieve basis functions and the Epanechnikov kernel for the nonparametric estimation (4.11). For the choices of the parameters, we follow the discussion of Section 5.1. Figure 1 and 2 show that our testing procedures are quite robust and have strong statistical power for both tests.

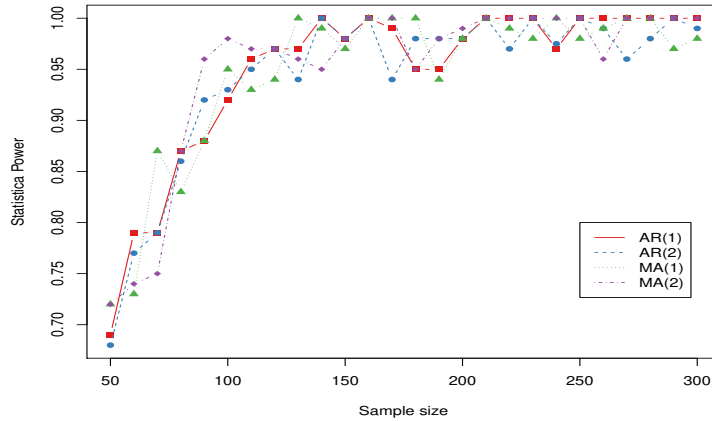


FIG 1. *Statistical power of White noise testing under nominal level 0.05.*

Finally, we simulate the statistical power for various choices of δ in the AR(3) process for the sample size $n = 200, 300$ respectively in Figure 3, we find that our method is quite robust.

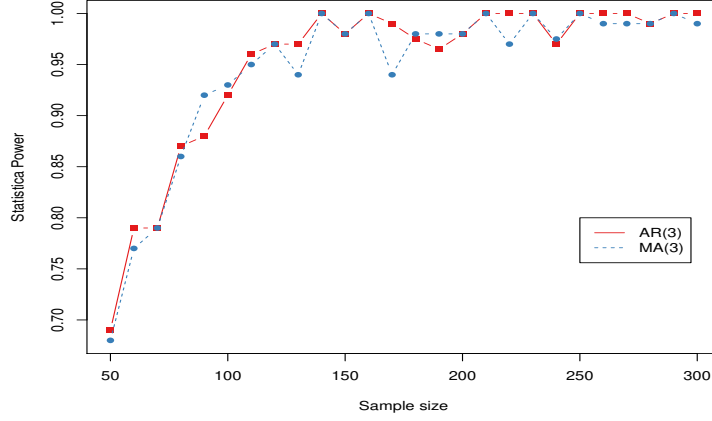


FIG 2. Statistical power of bandedness testing under nominal level 0.05. For the AR(3) process we choose $\delta = 0.2$.

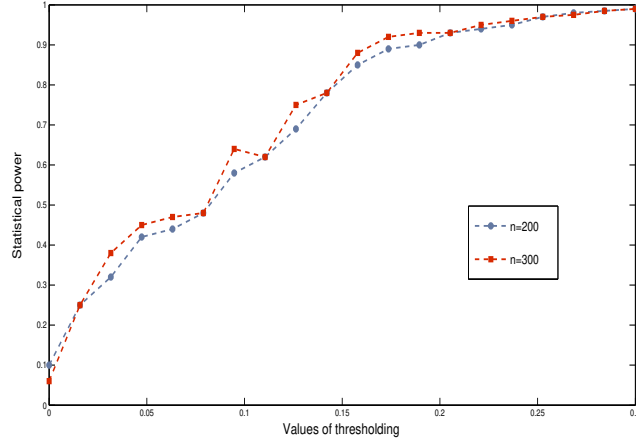


FIG 3. Statistical power of bandedness testing under nominal level 0.05 for different choices of δ .

6. Proofs. In this section, we prove the main theorems of this paper.

PROOF OF THEOREM 3.6. We will follow the proof strategy of [9, Lemma 2.3]. The key difference is that our projection matrix $S = \frac{1}{n} \sum_{i=b+1}^n \mathbf{y}_i \mathbf{y}_i^*$ will

converge to some deterministic matrix other than identity. We therefore need to provide an analog of [9, Lemma 2.2], where they derive the convergence rate for β -mixing processes and use Berbee's lemma. Here, in our paper, we will use the trick of M -dependent sequence to prove our results. The proof contains three main steps: (i). Find the convergent limit Σ for S ; (ii). Find the optimal rate for the norm of $\Sigma - S$; (iii). Follow the proof of [9, Lemma 2.3] to conclude our proof. We start with the first step. For any $1 \leq i \leq bc$, denote

$$i' := i - ci'', \quad i'' := \lfloor \frac{i}{c} \rfloor + 1.$$

With the above definitions, for $1 \leq i, j \leq bc$, we can write S_{ij} as

$$S_{ij} = \frac{1}{n} \sum_{k=b+1}^n x_{k-i''} x_{k-j''} \alpha_{i'}\left(\frac{k}{n}\right) \alpha_{j'}\left(\frac{k}{n}\right).$$

For $1 \leq k_1, k_2 \leq b$, denote

$$S_n^{k_1, k_2} = \sum_{i=b+1}^n (x_{i-k_1} x_{i-k_2} - \mathbb{E}(x_{i-k_1} x_{i-k_2})),$$

and $U_i^{k_1, k_2} = x_{i-k_1} x_{i-k_2} - \mathbb{E}(x_{i-k_1} x_{i-k_2})$, it is easy to check that under the assumption of (2.3), $\delta^u(j, q) \leq Cj^{-\tau}$ by Cauchy-Schwarz inequality. As a consequence, by [47, Lemma 6], we have

$$(6.1) \quad \left\| S_n^{k_1, k_2} \right\|_q^2 \leq C_q \sum_{j=-n}^{\infty} (\zeta_{j+n}^u - \zeta_j^u)^2,$$

where $\zeta_j^u = \sum_{k=0}^j \delta^u(k, q)$. Therefore, we have

$$\left\| S_n^{k_1, k_2} \right\|_q^2 = O(n^{1/2}).$$

Under the assumption of (2.4), as $|k_1 - k_2| \leq b$ (for instance, we assume $k_1 \leq k_2$), we then have

$$\left| \mathbb{E}(x_{i-k_1} x_{i-k_2}) - \gamma\left(\frac{i-k_1}{n}, k_2 - k_1\right) \right| \leq \frac{k_2 - k_1}{n},$$

where we use (2.5), Hölder's and Jensen's inequalities. This implies that

$$\frac{1}{n} \sum_{i=b+1}^n \mathbb{E}(x_{i-k_1} x_{i-k_2}) = \frac{1}{n} \sum_{i=b+1}^n \gamma\left(\frac{i-k_1}{n}, k_2 - k_1\right) + O((k_2 - k_1)n^{-2}).$$

Under Assumption 2.3, using [33, Theorem 1.1], we have

$$\frac{1}{n} \sum_{i=b+1}^n \mathbb{E}(x_{i-k_1} x_{i-k_2}) = \int_0^1 \gamma(t, k_2 - k_1) dt + O((k_2 - k_1)n^{-2}).$$

Therefore, combine with (6.1), for some $\alpha_3 \in (0, 1)$, with $1 - O(n^{2\alpha_3-1})$ probability, we have

$$\frac{1}{n} \sum_{i=b+1}^n x_{i-k_1} x_{i-k_2} = \int_0^1 \gamma(t, k_2 - k_1) dt + O(n^{-\alpha_3}).$$

Similarly, we can show that for $1 \leq c_1, c_2 \leq c$,

$$(6.2) \quad \frac{1}{n} \sum_{i=b+1}^{n-1} x_{i-k_1} x_{i-k_2} \alpha_{c_1}\left(\frac{i}{n}\right) \alpha_{c_2}\left(\frac{i}{n}\right) = \int_0^1 \tilde{\gamma}(t, k_2 - k_1, c_1, c_2) dt + O(n^{-\alpha_3}),$$

where $\tilde{\gamma}(t, k_2 - k_1, c_1, c_2)$ is defined as

$$\tilde{\gamma}\left(\frac{i-k_1}{n}, k_2 - k_1, c_1, c_2\right) = \gamma\left(\frac{i-k_1}{n}, k_2 - k_1\right) \alpha_{c_1}\left(\frac{i-k_1}{n}\right) \alpha_{c_2}\left(\frac{i-k_1}{n}\right).$$

Denote the matrix $\Sigma^b(t) \in \mathbb{R}^{b \times b}$ with the entries $\Sigma_{kl}^b(t) = \gamma(t, |k-l|)$, $1 \leq k, l \leq b$ and further denote

$$(6.3) \quad \Sigma = \int_0^1 \Sigma^b(t) \otimes (\mathbf{b}(t) \mathbf{b}^*(t)) dt.$$

Using Gershgorin's circle theorem, with $1 - O(n^{4/\tau+2\alpha_1+2\alpha_3-1})$ probability, we have

$$\lambda_{\max}(S - \Sigma) \leq C n^{2/\tau+\alpha_1-\alpha_3}.$$

Next, we will derive the optimal rate using the concentration inequality for random matrices and the trick of M -dependent sequence. For the purpose of completeness, we list the Bernstein's inequality for random matrices, its proof can be found in [35, Theorem 6.1.1].

LEMMA 6.1. Let Y_i , $i = 1, 2, \dots, n$ be a sequence of centered independent random matrices with dimensions d_1, d_2 . Assume that for each i , we have $\max_i \|Y_i\| \leq R_n$ and define

$$\sigma_n^2 = \max \left\{ \left\| \sum_{i=1}^n \mathbb{E} Y_i Y_i^* \right\|, \left\| \sum_{i=1}^n \mathbb{E} Y_i^* Y_i \right\| \right\},$$

where the norm stands for the largest singular value. The for all $t \geq 0$, we have

$$\mathbb{P}\left(\left\|\sum_{i=1}^n Y_i\right\| \geq t\right) \leq (d_1 + d_2) \exp\left(\frac{-t^2/2}{\sigma_n^2 + R_n t/3}\right).$$

In order to deal with the issue of independence, we use the approximation of M -dependent sequence. For convenience, for $\mathbf{x}_i, i = b+1, \dots, n$, we denote by

$$\mathbf{x}_i = \mathcal{G}\left(\frac{i}{n}, \mathcal{F}_i\right) \in \mathbb{R}^b.$$

We then denote the M -approximation sequence by

$$(6.4) \quad \mathbf{x}_i^M = \mathbb{E}(\mathbf{x}_i | \eta_{i-M}, \dots, \eta_i), \quad i = b+1, \dots, n,$$

where $\mathbf{x}_i, \mathbf{x}_j$ are independent when $|i - j| > M$. Under Assumption 2.2, by the discussion of [7, Remark 2.3], we conclude that for any i ,

$$(6.5) \quad \mathbb{P}\left(\sup_j |\mathbf{x}_{ij} - \mathbf{x}_{ij}^M| \geq t\right) \leq C \frac{(\log b)^{q/2} M^{-q\tau}}{t^q}.$$

Recall that $\mathbf{y}_i = \mathbf{x}_i \otimes \mathbf{b}(\frac{i}{n})$, we now denote $\mathbf{y}_i^M = \mathbf{x}_i^M \otimes \mathbf{b}(\frac{i}{n})$, by choosing $t = M^{-\tau+2}$, we conclude that with $1 - \frac{n(\log b)^{q/2}}{M^{2q}}$ probability, we have

$$\left\|\frac{1}{n} \sum_{i=b+1}^n \mathbf{y}_i \mathbf{y}_i^* - \frac{1}{n} \sum_{i=b+1}^n \mathbf{y}_i^M (\mathbf{y}_i^M)^*\right\| \leq C \zeta_c M^{-\tau/2+1}.$$

By Assumption 3.5 and the fact $\tau > 10$ is large, we can choose M such that $\zeta_c M^{-\tau/2+1} = O(n^{-1})$. Therefore, it suffices to control the M -dependent approximation. To apply the M -dependent approximation, using the elementary property of Kronecker product, we first observe that for some constant $C > 0$

$$\begin{aligned} R_n &= \frac{1}{n} \sup_i \left\| \left((\mathbf{y}_i^M)^* \mathbf{y}_i^M - \Sigma \right) \right\| = \frac{1}{n} \sup_i \left\| \left((\mathbf{x}_i^* \mathbf{x}_i) \left(\mathbf{b}^*\left(\frac{i}{n}\right) \mathbf{b}\left(\frac{i}{n}\right) \right) - \Sigma \right) \right\| \\ &\leq C \frac{\zeta_c^2}{n}, \end{aligned}$$

where we use Assumption 2.2 and [47, Lemma 6]. Define $k_0 = \lfloor \frac{n-b}{M} \rfloor$ and the index set sequences by

$$\mathcal{I}_i = \begin{cases} \{b+i+kM : k = 0, 1, \dots, k_0\}, & \text{if } b+i+k_0M \leq n, \\ \{b+i+kM : k = 0, 1, \dots, k_0-1\}, & \text{otherwise} \end{cases} \quad i = 1, 2, \dots, M.$$

By triangle inequality and for some constant $C > 0$, we have

$$\begin{aligned} \mathbb{P}\left(\left\|\frac{1}{n} \sum_{i=b+1}^n \mathbf{y}_i^M (\mathbf{y}_i^M)^* - \Sigma\right\| \geq t\right) &\leq CM \sup_i \mathbb{P}\left(\left\|\frac{1}{n} \sum_{k \in \mathcal{I}_i} \mathbf{y}_k^M (\mathbf{y}_k^M)^* - \Sigma\right\| \geq t/M\right) \\ &\leq CMbc \exp\left(\frac{-t^2/(2M^2)}{\sigma_M^2 + R_M t/3M}\right), \end{aligned}$$

where we apply Lemma 6.1. To conclude our proof, we need to choose M properly. By definition, it is elementary to see that

$$\sigma_M^2 \leq C \frac{\zeta_c^2}{n} \frac{M}{n}.$$

Now we choose $M = O(n^{1/3})$, then $\sigma_M^2 = O(\frac{\zeta_c^2}{n} n^{-2/3})$. Hence, by choosing $t = O(\frac{\zeta_c}{\sqrt{n}} \sqrt{\log n})$, we conclude that

$$(6.6) \quad \left\|S - \Sigma\right\| = O_{\mathbb{P}}\left(\frac{\zeta_c}{\sqrt{n}} \sqrt{\log n}\right).$$

Once we have (6.6), we can almost take the varbartim of the proof of [9, Lemma 2.3] to finish proving our theorem. Denote

$$\check{\phi}_j(t) = \phi_j(t) - \hat{\phi}_j(t).$$

For $t, t^* \in [0, 1]$, by mean value theorem and Assumption 3.4, for some constant C , we have

$$\begin{aligned} |\check{\phi}_j(t) - \check{\phi}_j(t^*)| &= \left| (\mathbb{B}_j(t) - \mathbb{B}_j(t^*))^* \left(Y^* Y / n \right)^{-1} \frac{Y^* \epsilon}{n} \right| \\ &\leq C n^{\omega_1} c^{\omega_2} |t - t^*| \left| \frac{Y^* \epsilon}{n} \right|, \end{aligned}$$

where $\mathbb{B}_j(t)$ is defined in (4.8). For some constant $\bar{M} > 0$, denote the event \mathcal{B}_n as the event such that $C \left| \frac{Y^* \epsilon}{n} \right| \leq \bar{M}$, where it can be easily checked that $\mathbb{P}(\mathcal{B}_n^c) = o(1)$. By Assumption 2.2 and 3.2, [47, Lemma 6], (6.6) and a similar discussion to [9, equations (42) and (43)], we conclude that on \mathcal{B}_n , for some constant $C_1 > 0$, there exists some positives η_1, η_2 such that

$$C n^{\omega_1} c^{\omega_2} |t - t^*| \left| \frac{Y^* \epsilon}{n} \right| \leq C_1 \zeta_c \sqrt{\frac{\log n}{n}},$$

whenever $|t - t^*| \leq \eta_1 n^{-\eta_2}$. Denote \mathcal{S}_n be the smallest subset of $[0, 1]$ such that for each $t \in [0, 1]$, there exists a $t_n \in \mathcal{S}_n$ with $|t_n - t| \leq \eta_1 n^{-\eta_2}$. For

any $t \in [0, 1]$, let $t_n(t)$ denote as the distance of $t_n \in \mathcal{S}_n$ to t . Then using a similar discussion to equations (44)-(47) of [9], we conclude that

$$\mathbb{P}\left(\sup_t |\check{\phi}_j(t)| \geq 4C\zeta_c \sqrt{(\log n)/n}\right) \leq \mathbb{P}\left(\left\{\max_{t_n \in \mathcal{S}_n} |\check{\phi}_j(t_n)| \geq 2C\zeta_c \sqrt{(\log n)/n}\right\} \cap \mathcal{B}_n\right) + o(1).$$

The rest of the work leaves to control the above probability using (6.6), Assumption 2.2 and [47, Lemma 6]. We first observe that

$$\begin{aligned} & \mathbb{P}\left(\left\{\max_{t_n \in \mathcal{S}_n} |\check{\phi}_j(t_n)| \geq 2C\zeta_c \sqrt{(\log n)/n}\right\} \cap \mathcal{B}_n\right) \\ (6.7) \quad & \leq \mathbb{P}\left(\max_{t_n \in \mathcal{S}_n} |\mathbb{B}_j^*(t_n)(S^{-1} - \Sigma^{-1})Y^*\epsilon/n| \geq C\zeta_c \sqrt{(\log n)/n}\right) \end{aligned}$$

$$(6.8) \quad + \mathbb{P}\left(\max_{t_n \in \mathcal{S}_n} |\mathbb{B}_j(t_n)\Sigma^{-1}Y^*\epsilon/n| \geq C\zeta_c \sqrt{(\log n)/n}\right).$$

By (6.6), (6.7) can be controlled easily using the fact that $\left|\frac{Y^*\epsilon}{n}\right| = O_{\mathbb{P}}(\sqrt{bc/n})$. To control (6.8), we adapt the truncation from [9]. Denote \mathcal{A}_n as the event on which $\|S - \Sigma\| \leq \frac{1}{2}$ and (6.6) implies that $\mathbb{P}(\mathcal{A}_n^c) = o(1)$. Denote $\{M_n : n \geq 1\}$ be an increasing sequence diverging to $+\infty$ and define

$$\epsilon_{1,i,n} := \epsilon_i \mathbf{1}(|\epsilon_i| \leq M_n) - \mathbb{E}[\epsilon_i \mathbf{1}(|\epsilon_i| \leq M_n) | \mathcal{F}_{i-1}],$$

$$\epsilon_{2,i,n} = \epsilon_i - \epsilon_{1,i,n}, \quad g_{i,n}(t_n) = \mathbb{B}_j(t_n)^* \Sigma^{-1} \mathbb{B}_j\left(\frac{i}{n}\right) \mathbf{1}(\mathcal{A}_n).$$

As a consequence, we have

$$\begin{aligned} & \mathbb{P}\left(\max_{t_n \in \mathcal{S}_n} |\mathbb{B}_j(t_n)\Sigma^{-1}Y^*\epsilon/n| \geq C\zeta_c \sqrt{(\log n)/n}\right) \\ & \leq (\#\mathcal{S}_n) \max_{t_n \in \mathcal{S}_n} \mathbb{P}\left(\left|\frac{1}{n} \sum_{i=b+1}^n g_{i,n} \epsilon_{1,i,n}\right| > \frac{C}{2} \zeta_c \sqrt{(\log n)/n} \cap \mathcal{A}_n\right) \\ (6.9) \quad & + \mathbb{P}\left(\max_{t_n \in \mathcal{S}_n} \left|\frac{1}{n} \sum_{i=b+1}^n g_{i,n} \epsilon_{2,i,n}\right| \geq \frac{C}{2} \zeta_c \sqrt{(\log n)/n}\right) + o(1). \end{aligned}$$

By the discussion of equations (65b) and (70) of [9], we can choose $M_n = O\left(\zeta_c^{-1} \sqrt{n/(\log n)}\right)$, then the above bound can be controlled by $o(1)$. We can conclude our proof using Assumption 3.5. \square

PROOF OF THEOREM 3.10. For each fixed $i \leq b$, denote

$$(6.10) \quad \mathbf{d}_i = (d_{11}, \dots, d_{1c}, d_{21}, \dots, d_{2c}, \dots, d_{i-1,1}, \dots, d_{i-1,c}) \in \mathbb{R}^{(i-1)c}.$$

Hence, the OLS estimator of \mathbf{d}_i can be written as

$$(6.11) \quad \hat{\mathbf{d}}_i = (\mathbf{Y}_i^* \mathbf{Y}_i)^{-1} \mathbf{Y}_i^* \mathbf{x}^i, \quad i \leq b,$$

where \mathbf{Y}_i^* is a $(i-1)c \times (n+1-i)$ rectangular matrix whose columns are $\mathbf{y}_i^k := (x_{k-1}, \dots, x_{k-i+1})^* \otimes \mathbf{b}(\frac{k}{n}) \in \mathbb{R}^{(i-1)c}$, $k = i, \dots, n$, with $\mathbf{x}^i = (x_i, \dots, x_n)$. Therefore, similar to (3.6), we have

$$f_j^i(\frac{i}{n}) - \hat{f}_j^i(\frac{i}{n}) = (\mathbf{d}_{i,j} - \hat{\mathbf{d}}_{i,j})^* \mathbf{b}(\frac{i}{n}),$$

where $\mathbf{d}_{i,j} \in \mathbb{R}^c$ is the j -th block of \mathbf{d}_i , similarly for $\hat{\mathbf{d}}_{i,j}$. The rest of the proof relies on the following equation and Assumption 3.2

$$\mathbf{d}_i - \hat{\mathbf{d}}_i = (\mathbf{Y}_i^* \mathbf{Y}_i)^{-1} \mathbf{Y}_i^* \boldsymbol{\epsilon}^i,$$

where $\boldsymbol{\epsilon}^i = (\epsilon_i, \dots, \epsilon_n)$. For the rest of the proof, we can almost take the verbatim as that of Theorem 3.6. \square

PROOF OF THEOREM 3.12. Recall (3.14), the only difference from that of Theorem 3.6 is that W is a deterministic matrix. We ignore the further detail here. \square

PROOF OF THEOREM 3.13. The proof is similar to that of Theorem 3.6, except that we need to analyze the residual (3.16). However, it is easy to see that \hat{r}_k^i is a locally stationary time series with polynomial decay physical dependence measure. Hence, we can almost take the verbatim except for some constants. \square

PROOF OF THEOREM 3.14. Due to regularity, we only need to control $\Omega - \hat{\Omega}$. Using the fact that any two compatible matrices A, B, AB and BA have the same non-zero eigenvalues, for some constant $C > 0$, we have

$$\|\Omega - \hat{\Omega}\| \leq C\|E\|,$$

where E has the following form of decomposition

$$\begin{aligned} E &= E_1 + E_2 + E_3 \\ &= [\tilde{\mathbf{D}} - \hat{\mathbf{D}}] + [\hat{\mathbf{D}} (\hat{\Phi}^{-1} - \Phi^{-1})^* \Phi^* + \Phi (\hat{\Phi}^{-1} - \Phi^{-1}) \hat{\mathbf{D}}] \\ &\quad + [\Phi (\hat{\Phi}^{-1} - \Phi^{-1}) \hat{\mathbf{D}} (\hat{\Phi}^{-1} - \Phi^{-1})^* \Phi^*]. \end{aligned}$$

Denote $B := \hat{\mathbf{D}}(\Phi^{-1})^*(\Phi - \hat{\Phi})^*(\hat{\Phi}^{-1})^*\Phi^*$, we therefore have $\|E_2\| \leq 2\|B\|$. We further denote $R_\Phi := \Phi - \hat{\Phi}$, we first observe that $R_\Phi = 0$, $i \leq j$. Then by Lemma 2.5, Lemma 2.6, Theorem 3.6 and 3.10, for $i \leq b$ or $j \leq b \leq i$, $(R_\Phi)_{ij} = O_{\mathbb{P}}(\zeta_c \sqrt{(\log n)/n} + n^{-d\alpha_1})$. And for $i > b, j > b$, $|(R_\Phi)_{ij}| \leq j^{-\tau}$. This implies that

$$\lambda_{\max} \left((\Phi - \hat{\Phi})(\Phi - \hat{\Phi})^* \right) = O_{\mathbb{P}} \left(n^{4/\tau} \zeta_c^2 n^{-1} \log n + n^{-2d\alpha_1 + \frac{4}{\tau}} \right),$$

where we use the Gershgorin's circle theorem. As a consequence, by submultiplicativity, for some constant $C > 0$, we have that

$$\|E_2\| = O_{\mathbb{P}} \left(\zeta_c \sqrt{\frac{\log n}{n}} + n^{-d\alpha_1} \right).$$

Similarly, we can show that

$$\|E_3\| = O_{\mathbb{P}} \left(n^{4/\tau} \zeta_c^2 n^{-1} \log n + n^{-2d\alpha_1 + \frac{4}{\tau}} \right)$$

By (3.12), Theorem 3.12 and 3.13 and Assumption 3.5, we conclude that

$$\|E_1\| = O_{\mathbb{P}} \left(\zeta_c n^{4/\tau} \sqrt{\frac{\log n}{n}} + n^{-d\alpha_1 + 4/\tau} \right).$$

Hence, we have finished our proof. \square

PROOF OF THEOREM 4.1. Recall (4.4), by [43, Lemma 7.2], we find that

$$(6.12) \quad \sup_{x \in \mathbb{R}} \mathbb{P}(x \leq R^u \leq x + \psi^{-1}) = O(\psi^{-1/2}).$$

Denote

$$g_0(u) = (1 - \min(1, \max(u, 0)))^4,$$

it is easy to check that (see the proof of [43, Proposition 2.1 and Theorem 2.2])

$$(6.13) \quad \mathbf{1}(y \leq x) \leq g_{\psi, x}(y) \leq \mathbf{1}(y \leq x + \psi^{-1}),$$

$$(6.14) \quad \sup_{y, x} |g'_{\psi, x}(y)| \leq g_* \psi, \quad \sup_{y, x} |g''_{\psi, x}(y)| \leq g_* \psi^2, \quad \sup_{y, x} |g'''_{\psi, x}(y)| \leq g_* \psi^3,$$

where $g_{\psi, x}(y) := g_0(\psi(y - x))$ and

$$g_* = \max_y [|g'_0(y)| + |g''_0(y)| + |g'''_0(y)|] < \infty.$$

By (6.12), (6.13) and a similar discussion to equations (7.5) and (7.6) of [43], ρ can be well controlled if we let $\psi \rightarrow \infty$ and bound

$$(6.15) \quad \sup_x |\mathbb{E}g_{\psi,x}(R^u) - \mathbb{E}g_{\psi,x}(R^z)|.$$

The rest of the proof leaves to control (6.15). The proof relies on two main steps: (i). an M -dependent sequence approximation for the locally stationary time series; (ii). a leave-one-block out argument to control the bounded M -dependent time series. We start with step (i) and control the error between the M -dependent sequence approximation and the original time series. Recall (6.4), we denote by

$$(6.16) \quad \begin{aligned} \mathbf{z}_i^M &= (z_{i1}^M, \dots, z_{ip}^M) = \mathbb{E}[\mathbf{z}_i | \eta_{i-M}, \dots, \eta_i], \\ &= \mathbf{x}_i^M \epsilon_i^M \otimes \mathbf{b}\left(\frac{i}{n}\right), \end{aligned}$$

be an M -dependent approximation for \mathbf{z}_i , where ϵ_i^M are defined using \mathbf{x}_i^M . Similarly, we can define R^{zM} by replacing \mathbf{Z} with \mathbf{Z}^M . Therefore, by (6.14) and the definition of $g_{\psi,x}$, there exists some constant $C > 0$, for some small $\Delta_M > 0$, we have

$$(6.17) \quad |\mathbb{E}[g_{\psi,x}(R^z) - g_{\psi,x}(R^{zM})]| \leq Cp\psi\Delta_M + C\mathbb{E}[1 - \mathcal{I}_M],$$

where $\mathcal{I}_M := \mathbf{1}\{\max_{1 \leq j \leq p} |\mathbf{Z}_j - \mathbf{Z}_j^M| \leq \Delta_M\}$. Here we use [47, Lemma 6], mean value theorem and Cauchy-Schwartz inequality. We use the following lemma to control the right-hand side of (6.17) by suitably choosing Δ_M . Recall (4.3), we denote the physical dependence measure of z_{kl} as $\delta_{kl}^z(s, q)$ and

$$\theta_{s,l,q} := \sup_k \delta_{kl}^z(s, q), \quad \Theta_{s,l,q} = \sum_{o=s}^{\infty} \theta_{o,l,q}.$$

By Assumption 2.2 and Lemma 2.7, the above physical dependence measures satisfy

$$(6.18) \quad \sup_{1 \leq l \leq p} \Theta_{s,l,q} < \xi_c, \quad \sum_{s=1}^{\infty} \sup_{1 \leq l \leq p} s\theta_{s,l,3} < \xi_c.$$

Armed with the above preparation, we now control the right-hand side of (6.17) using the following lemma. We put its proof into Appendix A.

LEMMA 6.2. Under Assumption 2.2, for some constant $C_1 > 0$, we have

$$(6.19) \quad p\psi\Delta_M + \mathbb{E}[1 - \mathcal{I}_M] \leq C_1 \left(p\psi\right)^{\frac{q}{q+1}} \left(\sum_{k=1}^p \Theta_{M,k,q}^q\right)^{\frac{1}{q+1}}.$$

By choosing a sufficiently large M , the right-hand side of (6.19) will be of order $o(1)$. Next we will use the leave-one-block out argument to show that the difference between two M -dependent sequence can be well controlled. Its proof relies on Stein's method.

We now introduce the dependency graph strictly following [46, Section 2.1]. For the sequence of p -dimensional random vectors $\{\mathbf{z}_k\}_{k=b+1}^n$, we call it dependency graph $G_n = (V_n, E_n)$, where $V_n = \{b+1, \dots, n\}$ is a set of vertices and E_n is the corresponding set of undirected edges. For any two disjoint subsets of vertices $S, T \subset V_n$, if there is no edge from any vertex in S to any vertex in T , the collections of the corresponding \mathbf{z}_k will be independent. We further denote $D_{\max, n}$ as the maximum degree of G_n and $D_n = 1 + D_{\max, n}$. Next we provide a rough bound for R^z, R^u in terms of the the maximum degree of G_n . Denote

$$(6.20) \quad F(x) = g_{\psi, x} \circ f, \text{ where } f(x) = x^* E x, \ x \in \mathbb{R}^p.$$

We further define the bounded random variables $\tilde{\mathbf{z}}_{kl} = (\mathbf{z}_{kl} \wedge M_x) \vee (-M_x) - \mathbb{E}[(\mathbf{z}_{kl} \wedge M_x) \vee (-M_x)]$ and $\tilde{\mathbf{u}}_{kl} = (\mathbf{u}_{ij} \wedge M_y) \vee (-M_y) - \mathbb{E}[(\mathbf{u}_{ij} \wedge M_y) \vee (-M_y)]$ for some $M_x, M_y > 0$. For some small $\Delta > 0$, denote

$$(6.21) \quad \mathcal{I} := \mathcal{I}_\Delta = \mathbf{1}\{\max_{1 \leq j \leq p} |\mathbf{Z}_j - \tilde{\mathbf{Z}}_j| < \Delta, \max_{1 \leq j \leq p} |\mathbf{U}_j - \tilde{\mathbf{U}}_j| < \Delta\},$$

where $\tilde{\mathbf{Z}}_j, \tilde{\mathbf{U}}_j$ are defined using $\tilde{\mathbf{z}}_{kl}, \tilde{\mathbf{u}}_{kl}$. We next denote $N_k = \{l : \{k, l \in E_n\}\}$ and $\tilde{N}_k = \{k\} \cup N_k$. Let $\phi(M_x)$ be a constant depending on the threshold parameter M_x such that

$$\max_{1 \leq \alpha, \beta \leq p} \frac{1}{n} \sum_{k=b+1}^n \left| \sum_{s \in \tilde{N}_k} (\mathbb{E} \mathbf{z}_{k\alpha} \mathbf{z}_{s\beta} - \mathbb{E} \tilde{\mathbf{z}}_{k\alpha} \tilde{\mathbf{z}}_{s\beta}) \right| \leq \phi(M_x).$$

Analogous quantity $\phi(M_y)$ can be defined for $\{\mathbf{u}_i\}$. Set $\phi(M_x, M_y) = \phi(M_x) + \phi(M_y)$ and define

$$m_{z,k} = (\bar{\mathbb{E}} \max_{1 \leq l \leq p} |\mathbf{z}_{sl}|^k)^{1/k}, \quad m_{u,k} = (\bar{\mathbb{E}} \max_{1 \leq l \leq p} |\mathbf{u}_{sl}|^k)^{1/k},$$

$$\bar{m}_{z,k} = (\max_{1 \leq l \leq p} \bar{\mathbb{E}} |\mathbf{z}_{sl}|^k)^{1/k}, \quad \bar{m}_{u,k} = (\max_{1 \leq l \leq p} \bar{\mathbb{E}} |\mathbf{u}_{sl}|^k)^{1/k},$$

where $\bar{\mathbb{E}}(\mathbf{z}_{sl}) = \frac{\sum_{s=b+1}^n \mathbb{E} \mathbf{z}_{sl}}{n}$. The following lemma provides a rough bound for (6.15) in terms of Δ , which can be improved later for the M -dependent sequence. Its proof can be found in Appendix A.

LEMMA 6.3. For any $\Delta > 0$ defined in (6.21), denote $M_{xy} = \max\{M_x, M_y\}$, for some constant $C > 0$, we have

$$\begin{aligned} & \sup_x \left| \mathbb{E}[g_{\psi,x}(R^u) - g_{\psi,x}(R^z)] \right| \\ & \leq Cp\psi\Delta + C\mathbb{E}(1 - \mathcal{I}) + C\phi(M_x, M_y)\psi^2p^4 + \frac{CD_n^3}{\sqrt{n}}(m_{x,3}^3 + m_{y,3}^3)\psi^3p^6. \end{aligned}$$

For the M -dependent sequence, we can easily obtain the following result, whose proof will be put into Appendix A.

COROLLARY 6.4. Assuming that $\{\mathbf{z}_i\}$ and $\{\mathbf{u}_i\}$ are M -dependent sequences, for some constant $C > 0$, we have

$$\begin{aligned} & \sup_x \left| \mathbb{E}[g_{\psi,x}(R^u) - g_{\psi,x}(R^z)] \right| \\ & \leq Cp\psi\Delta + C\mathbb{E}(1 - \mathcal{I}) + C\phi(M_x, M_y)\psi^2p^4 + C\frac{(2M+1)^2}{\sqrt{n}}(\bar{m}_{x,3}^3 + \bar{m}_{y,3}^3)\psi^3p^6. \end{aligned}$$

As we can see from the above corollary, we need to control the first two items. Denote $\varphi(M_x)$ be the smallest finite constant which satisfies that uniformly for i and j ,

$$\mathbb{E}(A_{ij} - \check{A}_{ij})^2 \leq N\varphi^2(M_x), \quad \mathbb{E}(B_{ij} - \check{B}_{ij})^2 \leq M\varphi^2(M_x),$$

where $\check{A}_{ij}, \check{B}_{ij}$ are the truncated blocked summations of A_{ij}, B_{ij} and defined as

$$\begin{aligned} \check{A}_{ij} &= \sum_{l=iN+(i-1)M-N+1}^{iN+(i-1)M} (\mathbf{z}_{lj} \wedge M_x) \vee (-M_x), \\ \check{B}_{ij} &= \sum_{l=i(N+M)-M+1}^{i(N+M)} (\mathbf{z}_{lj} \wedge M_x) \vee (-M_x). \end{aligned}$$

Similarly, we can define $\varphi(M_y)$ for the Gaussian sequence $\{\mathbf{u}_i\}$. Set $\varphi(M_x, M_y) = \varphi(M_x) \vee \varphi(M_y)$. Furthermore, we let $u_x(\gamma)$ and $u_y(\gamma)$ be the smallest quantities such that

$$\begin{aligned} & \mathbb{P} \left(\max_{b+1 \leq i \leq n} \max_{1 \leq j \leq p} |\mathbf{z}_{ij}| \leq u_x(\gamma) \right) \geq 1 - \gamma, \\ & \mathbb{P} \left(\max_{b+1 \leq i \leq n} \max_{1 \leq j \leq p} |\mathbf{u}_{ij}| \leq u_y(\gamma) \right) \geq 1 - \gamma. \end{aligned}$$

Then we have the following control on the first two items of Corollary 6.4, whose proof can be found in Appendix A. Its analog is [46, Proposition 4.1].

LEMMA 6.5. Assuming that $M_x > u_x(\gamma)$ and $M_y > u_y(\gamma)$ for some constant $C > 0$, $\gamma \in (0, 1)$, we have

$$p\psi\Delta + \mathbb{E}[1 - \mathcal{I}] \leq C \left(p\psi\varphi(M_x, M_y)\sqrt{\log(p/\gamma)} + \gamma \right).$$

In a final step, we will control ρ defined in (4.5) by quantifying the parameters in the above bounds. Recall (6.16), by (6.19), Corollary 6.4 and Lemma 6.5, for some constant $C > 0$, we have

$$\begin{aligned} & |\mathbb{E}g_{\psi,x}(R^z) - \mathbb{E}g_{\psi,x}(R^u)| \\ & \leq C(p\psi)^{\frac{q}{q+1}} \left(\sum_{k=1}^p \Theta_{M,k,q}^q \right)^{\frac{1}{q+1}} + C\phi(M_x, M_y)\psi^2 p^4 + C \frac{(2M+1)^2}{\sqrt{n}} (\bar{m}_{x,3}^3 + \bar{m}_{y,3}^3) \psi^3 p^6 \\ & + C \left(p\psi\varphi(M_x, M_y)\sqrt{\log(p/\gamma)} + \gamma \right). \end{aligned}$$

By (6.18) and the proof of [46, Theorem 2.1], we conclude that

$$\begin{aligned} \varphi(M_x) &= C(\xi_c^{1/2}/M_x^{5/6} + \sqrt{N}/M_x^3), \quad \varphi(M_y) = C\xi_c/M_y^2, \\ \phi(M_x, M_y) &= C\xi_c(1/M_x + 1/M_y). \end{aligned}$$

By Assumption 3.5, we should choose that $M_x, M_y \gg \xi_c$. Furthermore, following the arguments of the proofs of [46, Theorem 2.1] and the orthogonality of the basis functions, we find that

$$\bar{m}_{x,3}^3 + \bar{m}_{y,3}^3 < \infty.$$

Therefore, we can also ignore all the constants. By (6.18) and Assumption 2.2, we have that

$$\left(\sum_{k=1}^p \Theta_{M,k,q}^q \right)^{\frac{1}{q+1}} \leq C\xi_c p^{\frac{1}{q+1}} (M^{-\tau+1})^{\frac{q}{q+1}}.$$

We impose the condition that $M_x = M_y$ and $N = M$. This concludes our proof. \square

PROOF OF PROPOSITION 4.2. We first observe that Δ is the limiting covariance of $\frac{Y^* \epsilon}{\sqrt{n}}$. Denote the eigenvalues of $\Delta^{1/2} \Sigma^{-2} \Delta^{1/2}$ as $d_1 \geq d_2 \geq \dots \geq d_p \geq 0$. Using Theorem 4.1 with $E = \Sigma^{-2}$ and Lindeberg's central limit theorem, we conclude that

$$\frac{nT_1^* - \sum_{i=1}^p d_i}{\sqrt{\sum_{i=1}^p d_i^2}} \Rightarrow \mathcal{N}(0, 2),$$

provided that the following equation holds true

$$(6.22) \quad \frac{d_1}{\sqrt{\sum_{i=1}^p d_i^2}} \rightarrow 0.$$

Therefore, the rest of the proof is devoted to analyzing the spectrum of $\Delta^{1/2}\Sigma^{-2}\Delta^{1/2}$. Using a similar discussion to the proof of Theorem 3.6 (i.e. equations (6.2) and (6.3)), we can show that $\lambda_{\min}(\Delta) = O(1)$ and conclude that $\lambda_{\max}(\Delta) = O(1)$ using Lemma 2.7 and Gershgorin's circle theorem. Therefore, we conclude that $d_p = O(1)$ and $d_1 = O(1)$ using the fact that $\lambda_{\min}(A)\lambda_{\min}(B) \leq \lambda_{\min}(AB) \leq \lambda_{\max}(AB) \leq \lambda_{\max}(A)\lambda_{\max}(B)$ for any positive definite matrices A, B . Hence, (6.22) holds true immediately. Similarly, denote the eigenvalues of $\Delta^{1/2}\Sigma^{-1}A^*A\Sigma^{-1}\Delta^{1/2}$ as $\rho_1 \geq \rho_2 \geq \rho_{(b-k_0)c}$. Similarly, it can be shown that $\rho_k = O(1), k = 1, 2, \dots, (b-k_0)c$. It is notable that in this case we use Theorem 4.1 by setting $E = \Sigma^{-1}A^*A\Sigma^{-1}$. \square

PROOF OF PROPOSITION 4.3. By the smoothness of $\gamma(t, j)$ and Lemma 2.4, we find that \mathbf{H}_a is equivalent to

$$\mathbf{H}'_a : \frac{n \sum_{j=1}^b \int_0^1 \gamma^2(t, j) dt}{\sqrt{bc}} \rightarrow \infty,$$

Using (2.7), Assumption 2.2 and Lemma 2.5 and 2.6, we have

$$\frac{n \sum_{j=1}^b \int_0^1 \gamma^2(t, j) dt}{\sqrt{bc}} \rightarrow \infty \Leftrightarrow \frac{n \sum_{j=1}^b \int_0^1 \phi_j^2(t) dt}{\sqrt{bc}} \rightarrow \infty.$$

As a consequence, we will consider the following alternative

$$\mathbf{H}^*_a : \frac{n \sum_{j=1}^b \int_0^1 \phi_j^2(t) dt}{\sqrt{bc}} \rightarrow \infty.$$

We first observe that

$$\begin{aligned} nT_1^* &= n \sum_{j=1}^b \int_0^1 \left(\phi_j(t) - \hat{\phi}_j(t) \right)^2 dt + n \sum_{j=1}^b \int_0^1 \phi_j^2(t) dt \\ &\quad + 2n \sum_{j=1}^b \int_0^1 \left(\hat{\phi}_j(t) - \phi_j(t) \right) \phi_j(t) dt. \end{aligned}$$

By Proposition 4.2, we have that

$$\frac{nT_1^* - f_1 - n \sum_{j=1}^b \int_0^1 \phi_j^2(t) dt}{f_2} - \frac{2n \sum_{j=1}^b \int_0^1 (\hat{\phi}_j(t) - \phi_j(t)) \phi_j(t) dt}{f_2} \Rightarrow \mathcal{N}(0, 2).$$

On one hand, we have that

$$\sum_{j=1}^b \int_0^1 (\hat{\phi}_j(t) - \phi_j(t)) \phi_j(t) dt = o\left(\frac{\sqrt{bc}}{n}\right) \text{ in probability.}$$

This is because by Lemma 3.3, we can write

$$\sum_{j=1}^b \int_0^1 (\hat{\phi}_j(t) - \phi_j(t)) \phi_j(t) dt = \sum_{j=1}^b \sum_{k=1}^c (\hat{a}_{jk} - a_{jk}) a_{jk} = \beta^* (\hat{\beta} - \beta) + O(c^{-d}).$$

Recall (3.5), from the proof of Theorem 3.6 (for instance see (6.9)), we find that

$$|\beta^* (\hat{\beta} - \beta)| = O_{\mathbb{P}}\left(\|\beta\| \sqrt{\frac{\log n}{n}}\right).$$

Hence, under \mathbf{H}_a , we have

$$\sum_{j=1}^b \int_0^1 (\hat{\phi}_j(t) - \phi_j(t)) \phi_j(t) dt = O_{\mathbb{P}}\left(\sqrt{\log n} \frac{(bc)^{1/4}}{n}\right).$$

On the other hand, as \mathbf{H}_a is equivalent to \mathbf{H}_a^* , we can conclude our proof using Assumption 3.5. \square

PROOF OF THEOREM 4.6. We only discuss the case when $j = 0$, the other cases can be proved similarly. Denote $R_i := \hat{\Lambda}(t_i, 0) - \Lambda(t_i, 0)$, where $t_i = \frac{i+b}{n}$. We will focus on the case when $i = 1$ and analyze the first entry of $(R_i)_{11}$. The other cases can be analyzed similarly. By definition, we have that

$$(R_1)_{11} = \frac{1}{nh} \sum_{k=b+1}^n K\left(\frac{k/n - t_1}{h}\right) (x_{k-1} \epsilon_k)^2 - \mathbb{E}(\mathbf{U}_1^2(t_1, \mathcal{F}_0)),$$

where \mathbf{U}_1 is the first entry of $\mathbf{U}(t_1, \mathcal{F}_0)$. On one hand, using [47, Lemma 6], we have that

$$\left\| \frac{1}{nh} \sum_{k=b+1}^n K\left(\frac{k/n - t_1}{h}\right) \left[(x_{k-1} \epsilon_k)^2 - \mathbb{E}(x_{k-1} \epsilon_k)^2 \right] \right\| \leq C(nh)^{-1/2},$$

where we recall that K is supported on $[-1, 1]$. On the other hand, using the stochastic Lipschitz continuity and the elementary property of kernel estimation, we conclude that

$$\left\| \frac{1}{nh} \sum_{k=b+1}^n K\left(\frac{k/n - t_1}{h}\right) \mathbb{E}(x_{k-1}\epsilon_k)^2 - \mathbb{E}(\mathbf{U}_1^2(t_1, \mathcal{F}_0)) \right\| \leq C\left((nh)^{-1/2} + h^2 + b^2 n^{-1}\right).$$

This implies that

$$\|(R_1)_{11}\| \leq C\left(\frac{1}{\sqrt{nh}} + h^2 + n^{-1}b^2\right).$$

The other entries can be discussed in the same way. As a consequence, using Gershgorin's circle theorem, we conclude that

$$\|R_1\| \leq Cb\left(\frac{1}{\sqrt{nh}} + h^2 + n^{-1}b^2\right).$$

Hence, we can conclude the proof of (4.12). For the proof of (4.13), we will use a corollary of Gershgorin's circle theorem for block matrices [34, Section 1.13], where we list here for the reader's reference.

LEMMA 6.6. For an $b(n-b) \times b(n-b)$ block matrix \mathcal{A} with each diagonal block A_{ii} , $i = 1, 2, \dots, n-b$ to be symmetric, denote G_i as the region contains the eigenvalue of \mathcal{A} of the i -th block, we then have that

$$G_i = \sigma(A_{ii}) \cup \left\{ \bigcup_{k=1}^b R\left(\lambda_k(A_{ii}), \sum_{j=1, j \neq i}^{n-b} \|A_{ij}\|\right) \right\}, \quad i = 1, 2, \dots, n-b,$$

where $R(\cdot, \cdot)$ denotes the disk

$$R(c, r) = \{\lambda : |\lambda - c| \leq r\}.$$

Therefore, our proof follows from (4.12) and Lemma 6.6. \square

PROOF OF THEOREM 4.7. Following the proof of Theorem 4.6, we consider the case when $i = 1$. Notice that

$$\left(\tilde{\Lambda}(t_1, j) - \hat{\Lambda}(t_1, j)\right)_{11} = O\left(\frac{1}{nh} \sum_{k=b+1}^n K\left(\frac{k/n - t_1}{h}\right) x_{k-1}^2 \epsilon_k [\epsilon_k - \hat{\epsilon}_k]\right).$$

By Lemma 2.6 and Theorem 3.6, we conclude that

$$\left|\left(\tilde{\Lambda}(t_1, j) - \hat{\Lambda}(t_1, j)\right)_{11}\right| = O_{\mathbb{P}}\left(\sqrt{\frac{b}{nh}}\left(\zeta_c \sqrt{\frac{\log n}{n}} + n^{-d\alpha_1}\right)\right).$$

This finishes our proof. \square

APPENDIX A: ADDITIONAL PROOFS

This appendix is devoted to providing the additional technical proofs of the lemmas and theorems of this paper.

PROOF OF LEMMA 2.4. Denote $\mathcal{P}_j(\cdot) = \mathbb{E}(\cdot|\mathcal{F}_j) - \mathbb{E}(\cdot|\mathcal{F}_{j-1})$, we can write

$$(A.1) \quad x_i = \sum_{k=-\infty}^i \mathcal{P}_k(x_i).$$

Denote $t_i = \frac{i}{n}$, with the convenience of (A.1), we have

$$(A.2) \quad |\gamma(t_i, j)| \leq \sum_{k=-\infty}^{\infty} \delta(i-k, 2) \delta(i+j-k, 2),$$

where we use [39, Theorem 1] (also see the proof of [49, Proposition 4]). Therefore, there exists a constant $C > 0$, such that $|\gamma(t_i, j)| \leq Cj^{-\tau}$ by the assumption of (2.3). This concludes our proof. \square

PROOF OF PROPOSITION 2.5. We start with the proof of (2.8). For $i > b^2$, denote the $(i-1) \times (i-1)$ symmetric banded matrix Γ_i^T by

$$(\Gamma_i^T)_{kl} = \begin{cases} (\Gamma_i)_{kl}, & |k-l| \leq b^2; \\ 0, & \text{otherwise.} \end{cases}$$

where $\Gamma_i = \Omega_i^{-1}$ is the covariance matrix of \mathbf{x}_{i-1}^i . Using Assumption 2.2 and a simple extension of [3, Proposition 5.1.1], we find that $\lambda_{\min}(\Gamma_i) > C$, for some constant $C > 0$. Therefore, by Weyl's inequality and Lemma 2.4, we have $\lambda_{\min}(\Gamma_i^T) \geq C - n^{-4+\frac{4}{\tau}}$. A direct application of Cauchy-Schwarz inequality yields that

$$(A.3) \quad \|\Omega_i \gamma_i - \Omega_i^T \gamma_i\| \leq n^{-4+5/\tau}.$$

When n is large enough, Γ_i^T is a b^2 -banded positive definite bounded matrix, then by [12, Proposition 2.2], we conclude that for some $\kappa \in (0, 1)$ and some constant $C > 0$, we have

$$(A.4) \quad |(\Omega_i^T)_{kl}| \leq C\kappa^{2|k-l|/b^2}.$$

Therefore, by (A.3), (A.4) and Lemma 2.4, we conclude our proof when $i \geq b^2$. Similarly we can prove the case when $b < i \leq b^2$. The second part is due to the Yule-Walker's equation and the following lemma from numerical analysis.

LEMMA A.1. Let $Ax = w$, $x, w \in \mathbb{R}^n$ be the original linear system. And for the perturbed system,

$$(A + \Delta A)\tilde{x} = w + \Delta w,$$

we have the following control

$$\frac{\|\tilde{x} - x\|}{\|x\|} \leq \|A\| \|A^{-1}\| \frac{\|\Delta w\|}{\|w\|}.$$

□

PROOF OF LEMMA 2.6. For any fixed i and $j = 1, 2, \dots, b$, we have

$$(A.5) \quad \tilde{\phi}_{ij} - \phi_j(\frac{i}{n}) = \mathbf{e}_j^* \Omega_i^b (\gamma_i^b - \tilde{\gamma}_i^b) + \mathbf{e}_j^* \Omega_i^b (\tilde{\Gamma}_i^b - \Gamma_i^b) \tilde{\Omega}_i^b \tilde{\gamma}_i^b,$$

where $\Gamma_i^b, \tilde{\Gamma}_i^b$ are the covariance matrices of the corresponding vectors. For the first part of the right-hand side of (A.5), using the Cauchy-Schwarz inequality, we have

$$\left| \mathbf{e}_j^* \Omega_i^b (\gamma_i^b - \tilde{\gamma}_i^b) \right|^2 \leq \lambda_{\max}((\Omega_i^b)^* \Omega_i^b) \|\gamma_i^b - \tilde{\gamma}_i^b\|_2^2.$$

On one hand, by Lemma 2.4, it is easy to check that $\lambda_{\max}((\Omega_i^b)^* \Omega_i^b) = 1/\lambda_{\min}((\Gamma_i^b)^* \Gamma_i^b) > \kappa$, where $\kappa > 0$ is some constant; on the other hand, similar to (A.2), we have

$$\|\gamma_i^b - \tilde{\gamma}_i^b\|_2^2 = \sum_{k=1}^b (\gamma_i(k) - \tilde{\gamma}_i(k))^2 \leq n^{-2+3/\tau},$$

where we also use the assumption of (2.4). For the second item, a similar discussion yields that, for some constant $C > 0$,

$$\left| \mathbf{e}_j^* \Gamma_i^{-1} (\tilde{\Gamma}_i^b - \Gamma_i^b) \tilde{\Gamma}_i^{-1} \tilde{\gamma}_i \right|^2 \leq C \lambda_{\max} \left((\tilde{\Gamma}_i^b - \Gamma_i^b)^* (\tilde{\Gamma}_i^b - \Gamma_i^b) \right) \leq C n^{-2+4/\tau}.$$

where we use Gershgorin's circle theorem. Hence, the proof follows from Lemma 2.5. □

PROOF OF LEMMA 2.7. Using (1.2), we have

$$\sup_i \sigma_i^2 = \lambda_{\max}(\Phi \Gamma \Phi^*) \leq \lambda_{\max}(\Phi \Phi^*) \lambda_{\max}(\Gamma) < \infty,$$

where we use Lemma 2.4 and 2.5, and Gershgorin's circle theorem. For the control of physical dependence measure,

$$\begin{aligned} \delta^\epsilon(j, q) &= \sup_i \left\| G\left(\frac{i}{n}, \mathcal{F}_i\right) - G\left(\frac{i}{n}, \mathcal{F}_{i,j}\right) - \sum_{k=1}^j \phi_{ik} \left(G\left(\frac{i-k}{n}, \mathcal{F}_{i-k}\right) - G\left(\frac{i-k}{n}, \mathcal{F}_{i-k,j-k}\right) \right) \right\|_q \\ &\leq j^{-\tau} + Cj^{-\tau} + \sum_{k=1}^{j-1} (k(j-k))^{-\tau} \leq C^2 j^{-\tau}, \end{aligned}$$

where in the last inequality we use the fact

$$\sum_{k=1}^{j-1} (k(j-k))^{-\tau} \sim 2 \int_1^{j/2} (x(j-x))^{-\tau} dx \leq 2(j/2)^{-\tau} \int_1^{j/2} x^{-\tau} dx.$$

This concludes our proof. \square

PROOF OF LEMMA 3.1. Recall we use $\tilde{\Gamma}_i^b$ to stand for the covariance matrix of $\tilde{\mathbf{x}}_i$. By definition, we have $\tilde{\Gamma}_i^b \phi^b(t) = \tilde{\gamma}_i^b$. Using Cramer's rule, we have

$$\phi_j(t) = \frac{\det(\tilde{\Gamma}_i^b)_j}{\det \tilde{\Gamma}_i^b}, \quad j = 1, 2, \dots, b,$$

where $(\tilde{\Gamma}_i^b)_j$ is the matrix formed by replacing the j -th column of $\tilde{\Gamma}_i^b$ by the column vector $\tilde{\gamma}_i^b$. As $\tilde{\Gamma}_i^b$ is non-singular, it suffices to show that $\det(\tilde{\Gamma}_i^b)_j, \det \tilde{\Gamma}_i^b$ are C^d functions of t on $[0, 1]$. We employ the definition of determinant, where

$$\det \tilde{\Gamma}_i^b = \sum_{\sigma \in S_b} \left(\text{sign}(\sigma) \prod_{k=1}^b (\tilde{\Gamma}_i^b)_{k, \sigma(k)} \right),$$

where S_b is the permutation group. Similarly for $(\tilde{\Gamma}_i^b)_j$. Due to Lemma 2.5, the possible maximal item in the expansion of $\det \tilde{\Gamma}_i^b$ is the non-zero item $\Delta = \prod_{k=1}^b (\tilde{\Gamma}_i^b)_{k,k}$. Therefore, it suffices to show that $\det(\tilde{\Gamma}_i^b)_j/\Delta, \det \tilde{\Gamma}_i^b/\Delta$ are in C^d . Now we reorder the items to write

$$\det \tilde{\Gamma}_i^b = \sum_{j=1}^{b!} \omega_j \gamma_j,$$

where γ_j is some entry of $\tilde{\Gamma}_i^b$ and ω_j contains the items $\text{sign}(\sigma)$ and $\prod_{k=1}^{b-1} (\tilde{\Gamma}_i^b)_{k, \sigma(k)}$. It is easy to check that $\sum_{j=1}^{b!} |\omega_j| < \infty$, we can therefore conclude our proof using Lemma 2.4. \square

PROOF OF LEMMA 3.8. For the proof that f is smooth, it is similar to that of Lemma 3.1, we omit the detail here. And for the proof of (3.9), we have

$$\tilde{\phi}_{ij} - f_j\left(\frac{i}{n}\right) = \mathbf{e}_j^* \Omega_i^i (\gamma_i^i - \tilde{\gamma}_i^i) + \mathbf{e}_j^* (\Gamma_i^i)^{-1} (\tilde{\Gamma}_i^i - \Gamma_i^i) \tilde{\Omega}_i^i \tilde{\gamma}_i^i.$$

Then the rest of the proof is similar to that of Lemma 2.6, where we use Lemma 3.3. \square

PROOF OF LEMMA 3.11. First of all, for some constant $C > 0$, we have that

$$\left| \sigma_i^2 - (\sigma_i^b)^2 \right| \leq Cn^{-2+\frac{1}{\tau}},$$

where we use Assumption 2.2 and Lemma 2.5. Similarly, by (2.4), we can show that

$$\left| (\sigma_i^b)^2 - g\left(\frac{i}{n}\right) \right| \leq Cn^{-1+4/\tau}.$$

$g(t) \in C^d([0, 1])$ is due to Assumption 2.3 and the fact that ϕ_{ij} is absolutely summable. \square

PROOF OF LEMMA 4.5. Similar to the proof of Lemma 2.6, we have

$$\left\| \Lambda\left(\frac{k}{n}\right) - \Lambda_k \right\|_{\infty} \leq n^{-1+2/\tau}.$$

Hence, the proof follows from Gershgorin's circle theorem. \square

PROOF OF LEMMA 6.2. By [24, Lemma A.1] (see the discussion below equation (14) of [46]), we find that

$$(\mathbb{E}|\mathbf{Z}_k - \mathbf{Z}_k^M|^q)^{2/q} \leq C\Theta_{M,k,q}^2,$$

where C is some positive constant. As a consequence, we have

$$\begin{aligned} \mathbb{E}[1 - \mathcal{I}_M] &\leq \sum_{j=1}^p \mathbb{P}(|\mathbf{Z}_j - \mathbf{Z}_j^M| \geq \Delta_M) \leq \frac{1}{\Delta_M^q} \sum_{j=1}^p \mathbb{E}|\mathbf{Z}_j - \mathbf{Z}_j^M|^q \\ (A.6) \quad &\leq \frac{C}{\Delta_M^q} \sum_{j=1}^p \Theta_{M,j,q}^q. \end{aligned}$$

Optimizing the bound with respect to Δ_M , we finish our proof. \square

PROOF OF LEMMA A.2. By a direct computation, we have

$$(A.7) \quad \partial_j f(z) = 2 \sum_{i=1}^p e_{ij} z_i, \quad \partial_{jk}^2 f(z) = 2, \quad \partial_{jkl}^3 f(z) = 0.$$

Using (6.14) and chain rule, there exists some constant $C > 0$, we have

$$|\partial_{jk}^2 F(z)| \leq C(\psi^2 |\partial_j f \partial_k f| + \psi |\partial_{jk}^2 f|),$$

$$|\partial_{jkl}^3 F(z)| \leq C[\psi^3 |\partial_j f \partial_k f \partial_l f| + \psi^2 (|\partial_{jk}^2 f \partial_l f| + |\partial_{jl}^2 f \partial_k f| + |\partial_{kl}^2 f \partial_j f|)].$$

We then conclude our proof using (A.7). \square

PROOF OF LEMMA 6.3. Similar to (6.17), for some constant $C > 0$, we have

$$\sup_x \left| \mathbb{E}[g_{\psi,x}(R^z) - g_{\psi,x}(\tilde{R}^z)] \right| \leq \psi p \Delta + C \mathbb{E}(1 - \mathcal{I}),$$

Hence, it suffices to control $\sup_x \left| \mathbb{E} \left[g_{\psi,x}(\tilde{R}^z) - g_{\psi,x}(\tilde{R}^u) \right] \right|$. Denote

$$\Psi(t) = \mathbb{E}F(Z(t)), \quad Z(t) = \sum_{k=b+1}^n Z_i(t),$$

where F is defined in (6.20) and

$$Z_i(t) = \frac{\sqrt{t} \tilde{\mathbf{z}}_i + \sqrt{1-t} \tilde{\mathbf{u}}_i}{\sqrt{n}}.$$

Similar to the discussion of equations (25) and (26) in [46], we have

$$\begin{aligned} \mathbb{E} \left[g_{\psi,x}(\tilde{R}^z) - g_{\psi,x}(\tilde{R}^u) \right] &= \int_0^1 \Psi'(t) dt = \frac{1}{2} \sum_{i=b+1}^n \sum_{j=1}^p \int_0^1 \mathbb{E}[\partial_j F(Z(t)) \dot{Z}_{ij}(t)] dt \\ &= \frac{1}{2} (I_1 + I_2 + I_3), \end{aligned}$$

where $\dot{Z}_{ij}(t) = \frac{t^{-1/2} \tilde{\mathbf{z}}_{ij} - (1-t)^{-1/2} \tilde{\mathbf{u}}_{ij}}{\sqrt{n}}$ and $I_k, k = 1, 2, 3$ are defined as

$$\begin{aligned} I_1 &= \sum_{i=b+1}^n \sum_{j=1}^p \int_0^1 \mathbb{E}[\partial_j F(Z^{(i)}(t)) \dot{Z}_{ij}(t)] dt, \\ I_2 &= \sum_{i=b+1}^n \sum_{k,j=1}^p \int_0^1 \mathbb{E}[\partial_k \partial_j F(Z^{(i)}(t)) \dot{Z}_{ij}(t) V_k^{(i)}(t)] dt, \end{aligned}$$

$$I_3 = \sum_{i=b+1}^n \sum_{k,l,j=1}^p \int_0^1 \int_0^1 (1-\tau) \mathbb{E}[\partial_l \partial_k \partial_j F(Z^{(i)}(t) + \tau V^{(i)}(t)) \dot{Z}_{ij}(t) V_k^{(i)}(t) V_l^{(i)}(t)] dt d\tau,$$

where $V^{(i)}(t) = \sum_{j \in \tilde{N}_i} Z_j(t)$, $Z^{(i)}(t) = Z(t) - V^{(i)}(t)$. We first use the following lemma to control the derivatives of F , which are one of the key differences between the max norm in [46] and L^2 norm in the present paper. We will prove it later.

LEMMA A.2. For $z = (z_1, \dots, z_p) \in \mathbb{R}^p$ and some constant $C > 0$, we have

$$\begin{aligned} |\partial_{jk}^2 F(z)| &\leq C \left(\psi^2 \left| \sum_{s=1}^p e_{js} z_s \right| \left| \sum_{s=1}^p e_{ks} z_s \right| + \psi \right), \\ |\partial_{jkl}^3 F(z)| &\leq C \left[\psi^3 \left| \sum_{s=1}^p e_{js} z_s \right| \left| \sum_{s=1}^p e_{ks} z_s \right| \left| \sum_{s=1}^p e_{ls} z_s \right| + \psi^2 \left| \sum_{s=1}^p e_{ks} z_s \right| \right], \end{aligned}$$

where $\{e_{kl}\}$ are the entries of the matrix E .

Next we will follow the strategy of the proofs of [46, Proposition 2.1] to control I_k , $k = 1, 2, 3$. Using the fact that $Z^{(i)}(t)$ and $\dot{Z}_{ij}(t)$ are independent and $\mathbb{E}(\dot{Z}_{ij}(t)) = 0$, we conclude that $I_1 = 0$. For the control of I_2 , define the expanded neighborhood around N_i by

$$\mathcal{N}_i := \{j : \{j, k\} \in E_n \text{ for some } k \in N_i\},$$

and $\mathcal{Z}^{(i)}(t) = Z(t) - \sum_{l \in \mathcal{N}_i \cup \tilde{N}_i} Z_l(t) = Z^{(i)}(t) - \mathcal{V}^{(i)}(t)$, where $\mathcal{V}^{(i)}(t) = \sum_{l \in \mathcal{N}_i / \tilde{N}_i} Z_l(t)$ with $\mathcal{N}_i / \tilde{N}_i := \{k \in \mathcal{N}_i : k \notin \tilde{N}_i\}$. Using the decomposition in [46] (see the discussion below equation (26) of [46]), we can write $I_2 = I_{21} + I_{22}$, where I_{21}, I_{22} are defined as

$$I_{21} = \sum_{i=b+1}^n \sum_{k,j=1}^p \int_0^1 \mathbb{E}[\partial_k \partial_j F(\mathcal{Z}^{(i)}(t))] \mathbb{E}[\dot{Z}_{ij}(t) V_k^{(i)}(t)] dt,$$

$$I_{22} = \sum_{i=b+1}^n \sum_{k,j,l=1}^p \int_0^1 \int_0^1 \mathbb{E}[\partial_k \partial_j \partial_l F(\mathcal{Z}^{(i)}(t) + \tau \mathcal{V}^{(i)}(t)) \dot{Z}_{ij}(t) V_k^{(i)}(t) \mathcal{V}_l^{(i)}(t)] dt d\tau.$$

We start with the control of I_{21} . Using Lemma A.2, [47, Lemma 6] and Assumption 3.2, we conclude that

$$\sup_t \mathbb{E} \left| \partial_k \partial_j F(\mathcal{Z}^{(i)}(t)) \right| \leq C \psi^2 p^2.$$

By the equation (28) of [46], we have

$$\max_{1 \leq j, k \leq p} \sum_{i=b+1}^n \left| \mathbb{E} \dot{Z}_{ij}(t) V_k^{(i)}(t) \right| \leq \phi(M_x, M_y).$$

As a consequence, we can control I_{21} using

$$\begin{aligned} |I_{21}| &\leq \sum_{i=b+1}^n \sum_{k,j=1}^p \int_0^1 \mathbb{E} |\partial_{jk}^2 F(\mathcal{Z}^{(i)}(t))| \left| \mathbb{E} [\dot{Z}_{ij}(t) V_k^{(i)}(t)] \right| dt \\ &\leq C \phi(M_x, M_y) \psi^2 p^4. \end{aligned}$$

For the control of I_{22} , by Lemma A.2, for some constant $C > 0$, we have that

$$\sup_t \mathbb{E} \left| \partial_k \partial_j \partial_l F(\mathcal{Z}^{(i)}(t) + \tau \mathcal{V}^{(i)}(t)) \right| \leq C \psi^3 p^3.$$

Next, we can bound

$$\begin{aligned} &\int_0^1 \mathbb{E} \max_{1 \leq k, j, l \leq p} \sum_{i=b+1}^n |\dot{Z}_{ij}(t) V_k^{(i)}(t) \mathcal{V}_l^{(i)}(t)| dt \\ &\leq \int_0^1 w(t) \left(\mathbb{E} \max_{1 \leq j \leq p} \sum_{i=b+1}^n |\dot{Z}_{ij}(t)/w(t)|^3 \mathbb{E} \max_{1 \leq k \leq p} \sum_{i=b+1}^n |V_k^{(i)}(t)|^3 \mathbb{E} \max_{1 \leq l \leq p} \sum_{i=b+1}^n |\mathcal{V}_l^{(i)}(t)|^3 \right)^{1/3} dt, \\ &\leq C \frac{D_n^3}{\sqrt{n}} (m_{x,3}^3 + m_{y,3}^3), \end{aligned}$$

where $w(t) := 1/(\sqrt{t} \wedge \sqrt{1-t})$ and we use the following bounds (see the equations below (28) of [46])

$$(A.8) \quad \mathbb{E} \max_{1 \leq j \leq p} \sum_{i=b+1}^n \left| \dot{Z}_{ij}(t)/w(t) \right|^3 \leq \frac{C}{\sqrt{n}} (m_{x,3}^3 + m_{y,3}^3),$$

$$(A.9) \quad \mathbb{E} \max_{1 \leq k \leq p} \sum_{i=b+1}^n \left| V_k^{(i)}(t) \right|^3 \leq \frac{CD_n^3}{\sqrt{n}} (m_{x,3}^3 + m_{y,3}^3),$$

$$(A.10) \quad \mathbb{E} \max_{1 \leq l \leq p} \sum_{i=1}^n \left| \mathcal{V}_l^{(i)}(t) \right|^3 \leq \frac{CD_n^6}{\sqrt{n}} (m_{x,3}^3 + m_{y,3}^3).$$

For the control of I_3 , using a similar argument (see the discussion below equation (28) in [46]), we find that $|I_3| \leq C\psi^3 p^6 I_{31}$, where I_{31} satisfies that

$$|I_{31}| \leq \int_0^1 w(t) \left(\mathbb{E} \max_{1 \leq j \leq p} \sum_{i=b+1}^n |\dot{Z}_{ij}(t)/w(t)|^3 \mathbb{E} \max_{1 \leq k \leq p} \sum_{i=b+1}^n |V_k^{(i)}(t)|^3 \mathbb{E} \max_{1 \leq l \leq p} \sum_{i=b+1}^n |V_l^{(i)}(t)|^3 \right)^{1/3} dt.$$

Combining with (A.8) and (A.9), we conclude our proof. \square

PROOF OF COROLLARY 6.4. We first notice that $D_n = 2M + 1$, $|\tilde{N}_i| \leq 2M + 1$ and $|\mathcal{N}_i \cup \tilde{N}_i| \leq 4M + 1$. Define $\Upsilon_i = \{j : \{j, k\} \in E_n \text{ for some } k \in \mathcal{N}_i\}$, then we have $|\Upsilon_i \cup \mathcal{N}_i \cup \tilde{N}_i| \leq 6M + 1$. Following the arguments of the proof of Lemma 6.3, it can be shown that (see the equations above (29) of [46]), I_3 can be bounded by the following quantity

$$Cn\psi^3 p^6 \times \int_0^1 w(t) \left(\bar{\mathbb{E}} \max_{1 \leq j \leq p} \sum_{i=1}^n |\dot{Z}_{ij}(t)/w(t)|^3 \bar{\mathbb{E}} \max_{1 \leq k \leq p} \sum_{i=1}^n |V_k^{(i)}(t)|^3 \bar{\mathbb{E}} \max_{1 \leq l \leq p} \sum_{i=1}^n |V_l^{(i)}(t)|^3 \right)^{1/3} dt.$$

Using a similar discussion to (A.8) and (A.9), we conclude that

$$|I_3| \leq C\psi^3 p^6 \frac{(2M + 1)^2}{\sqrt{n}} (\bar{m}_{x,3}^3 + \bar{m}_{y,3}^3).$$

Similarly, we can bound I_{22} by slightly modifying (A.10). We omit further detail and refer to the proof of [46, Proposition 2.1]. This concludes our proof. \square

PROOF OF LEMMA 6.5. First of all, by Assumption 3.2, using a similar discussion to (6.3), we find that there exist constants $0 < c_1 < c_2$ such that $c_1 < \min_{1 \leq j \leq p} \sigma_{j,j} \leq \max_{1 \leq j \leq p} \sigma_{j,j} < c_2$ uniformly, where $\sigma_{j,k} = \text{Cov}(\mathbf{Z}_j, \mathbf{Z}_k)$. Under the assumptions that $M_x > u_x(\gamma)$, $M_y > u_y(\gamma)$, we can directly use the bounds from the proof of [46, Corollary 2.1 and Proposition 4.1], where we have that with $1 - \gamma$ probability,

$$\sup_j |\mathbf{Z}_j - \tilde{\mathbf{Z}}_j| \leq C\varphi(M_x) \sqrt{8 \log(p/\gamma)}.$$

As a consequence, we can choose

$$\Delta = C\varphi(M_x, M_y) \sqrt{\log(p/\gamma)}.$$

This finishes our proof. \square

References.

- [1] A. Belloni, V. Chernozhukov, D. Chetverikov, and K. Kato. Some new asymptotic theory for least squares series: Pointwise and uniform results. *Journal of Econometrics*, 186:345–366, 2015.
- [2] P. Bickel and E. Levina. Regularized estimation of large covariance matrices. *Ann. Stat.*, 36:199–227, 2008.
- [3] P. Brockwell and R. Davis. *Time series: Theory and Methods*. Springer-Verlag, 1987.
- [4] J. Bun, J.-P. Bouchaud, and M. Potters. Cleaning large correlation matrices: Tools from random matrix theory. *Physics Reports*, 666:1–109, 2017.
- [5] T. Cai, Z. Ren, and H. Zhou. Optimal rates of convergence for estimating toeplitz covariance matrices. *Probab. Theory Relat. Fields*, 156:101–143, 2013.
- [6] T. Cai, Z. Ren, and H. Zhou. Estimating structured high-dimensional covariance and precision matrices. *Electron. J. Statist.*, 10:1–59, 2016.
- [7] T. Cai and H. Zhou. Optimal rates of convergence for sparse covariance matrix estimation. *Ann. Stat.*, 40:2389–2420, 2012.
- [8] X. Chen. *Large Sample Sieve Estimation of Semi-nonparametric Models*. Chapter 76 in Handbook of Econometrics, Vol. 6B, James J. Heckman and Edward E. Leamer, 2007.
- [9] X. Chen and T. Christensen. Optimal uniform convergence rates and asymptotic normality for series estimators under weak dependence and weak conditions. *Journal of Econometrics*, 188:447–465, 2015.
- [10] X. Chen, M. Xu, and W. Wu. Covariance and precision matrix estimation for high-dimensional time series. *Ann. Stat.*, 41:2994–3021, 2013.
- [11] I. Daubechies. *Ten Lectures on Wavelets*. Society for Industrial and Applied Mathematics, 1992.
- [12] S. Demko, W. Moss, and P. Smith. Decay rates for inverses of band matrices. *Math. Comput.*, 43:491–499, 1984.
- [13] X. Ding. Asymptotics of empirical eigen-structure for high dimensional sample covariance matrices of general form. *arXiv: 1708.06296*, 2017.
- [14] X. Ding and F. Yang. A necessary and sufficient condition for edge universality at the largest singular values of covariance matrices. *Ann. Appl. Probab. (to appear)*, 2017.
- [15] X. Ding, W. Kong, and G. Valiant. Norm consistent oracle estimator for general covariance matrices. *In preparation*, 2017.
- [16] L. Erdős, H.-T. Yau, and J. Yin. Rigidity of eigenvalues of generalized Wigner matrices. *Advances in Mathematics*, 229:1435 – 1515, 2012.
- [17] J. Fan, Y. Fan, and J. Lv. High dimensional covariance matrix estimation using approximate factor models. *Ann. Statist.*, 39:3320–3356, 2011.
- [18] J. Fan, Y. Liao, and M. Mincheva. Large covariance estimation by thresholding principal orthogonal complements. *J. R. Stat. Soc. (B)*, 75:603–680, 2013.
- [19] J. Fan, Y. Liao, and W. Wang. An overview of the estimation of large covariance and precision matrices. *Econom. J.*, 19:1–32, 2016.
- [20] D. Hamilton. *Time series analysis (Vol. 2)*. Princeton university press, 1994.
- [21] B. Hansen. *Nonparametric Sieve Regression: Least Squares, Averaging Least Squares, and Cross-Validation*. Chapter 8 in The Oxford Handbook of Applied Nonparametric and Semiparametric Econometrics and Statistics, The Oxford University Press, 2014.
- [22] A. Knowles and J. Yin. Anisotropic local laws for random matrices. *Prob. Theor. Rel. Fields*, pages 1–96, 2016.
- [23] C. Lam and J. Fan. Sparsistency and rates of convergence in large covariance matrix estimation. *Ann. Stat.*, 37:4254–4278, 2009.

- [24] W. Liu and Z. Lin. Strong approximation for a class of stationary processes. *Stoch. Proc. Appl.*, 119:249–280, 2009.
- [25] P. McCullagh and J. Nelder. *Generalized Linear Models*. Chapman and Hall, 2nd edition, 1989.
- [26] M. Ohlson. *Studies in Estimation of Patterned Covariance Matrices*. PhD dissertation, Linköping University, 2009.
- [27] O. Ledoit and M. Wolf. Nonlinear shrinkage estimation of large-dimensional covariance matrices. *Ann. Statist.*, 40:1024–1060, 2012.
- [28] D. Paul. Asymptotics of sample eigenstructure for a large dimensional spiked covariance model. *Statistica Sinica*, 17:1617–1642, 2007.
- [29] M. Pourahmadi. Joint mean-covariance models with applications to longitudinal data: unconstrained parameterisation. *Biometrika*, 3:677–690, 1999.
- [30] R. Ran and T. Huang. An inversion algorithm for a banded matrix. *Computers and Mathematics with Applications*, 58:1699–1710, 2009.
- [31] A. Röllin. Stein’s method in high dimensions with applications. *Ann. Inst. H. Poincaré Probab. Statist.*, 49:529–549, 2011.
- [32] C. Stone. Optimal global rates of convergence for nonparametric regression. *Ann. Statist.*, 10:1040–1053, 1982.
- [33] H. Tasaki. Convergence rates of approximate sums of Riemann integrals. *J. Approx. Theory*, 161:477–490, 2009.
- [34] C. Tretter. *Spectral Theory of Block Operator Matrices and Applications*. Imperial College Press, 2008.
- [35] J. Tropp. *An Introduction to Matrix Concentration Inequalities*. Foundations and Trends in Machine Learning, Now Publishers Inc, 2015.
- [36] T. Tao and V. Vu. Random matrices: universality of local eigenvalue statistics. *Acta Math.*, 206:127 – 204, 2011.
- [37] W. Wang and J. Fan. Asymptotics of empirical eigen-structure for high dimensional spiked covariance. *Ann. Stat.*, 45:1342–1374, 2017.
- [38] L. Wasserman. *All of Nonparametric Statistics*. Springer texts in Statistics, 2006.
- [39] W. Wu. Nonlinear system theory: Another look at dependence. *Proc Natl Acad Sci U S A.*, 40:14150–14151, 2005.
- [40] W. Wu and M. Pourahmadi. Nonparametric estimation of large covariance matrices of longitudinal data. *Biometrika*, 90:831–844, 2003.
- [41] H. Xiao and W. Wu. Asymptotic inference of autocovariances of stationary processes. *arXiv: 1105.3423*, 2011.
- [42] H. Xiao and W. Wu. Covariance matrix estimation for stationary time series. *Ann. Statist.*, 40:466–493, 2012.
- [43] M. Xu, D. Zhang, and W. Wu. L^2 asymptotics for high-dimensional data. *arXiv: 1405.7244*, 2015.
- [44] Q. Yao and H. Tong. Cross-validatory bandwidth selections for regression estimation based on dependent data. *J. Stat. Plan. Inference*, 68:387–415, 1998.
- [45] C. Zhang and T. Zhang. Optimal rates of convergence for sparse covariance matrix estimation. *Stat. Sci.*, 27:576–593, 2012.
- [46] X. Zhang and G. Cheng. Gaussian approximation for high dimensional vector under physical dependence. *Bernoulli (to appear)*, 2017.
- [47] Z. Zhou. Heteroscedasticity and autocorrelation robust structural change detection. *J. Am. Stat. Assoc.*, 108:726–740, 2013.
- [48] Z. Zhou. Inference for non-stationary time series auto regression. *Journal of Time Series Analysis*, 34:508–516, 2013.
- [49] Z. Zhou. Inference of weighted V-statistics for nonstationary time series and its

- applications. *Ann. Stat.*, 1:87–114, 2014.
- [50] Z. Zhou and W. Wu. Local linear quantile estimation for non-stationary time series. *Ann. Stat.*, 37:2696–2729, 2009.
- [51] Z. Zhou and W. Wu. Simultaneous inference of linear models with time varying coefficients. *J.R. Statist. Soc. B*, 72:513–531, 2010.

DEPARTMENT OF STATISTICS
UNIVERSITY OF TORONTO
100 ST. GEORGE ST.
TORONTO, ONTARIO M5S 3G3
CANADA
E-MAIL: xiucaid.ding@mail.utoronto.ca

DEPARTMENT OF STATISTICS
UNIVERSITY OF TORONTO
100 ST. GEORGE ST.
TORONTO, ONTARIO M5S 3G3
CANADA
E-MAIL: zhou@utstat.toronto.edu