

# Robust Multivariate Nonparametric Tests via Projection-Pursuit

Ilmun Kim<sup>†</sup>   Sivaraman Balakrishnan<sup>†</sup>   Larry Wasserman<sup>†</sup>

Department of Statistics and Data Science<sup>†</sup>  
Carnegie Mellon University  
Pittsburgh, PA 15213

## Abstract

In this work, we generalize the Cramér-von Mises statistic via projection pursuit to obtain robust tests for the multivariate two-sample problem. The proposed tests are consistent against all fixed alternatives, robust to heavy-tailed data and minimax rate optimal. Our test statistics are completely free of tuning parameters and are computationally efficient even in high dimensions. When the dimension tends to infinity, the proposed test is shown to have identical power to that of the existing high-dimensional mean tests under certain location models. As a by-product of our approach, we introduce a new metric called *the angular distance* which can be thought of as a robust alternative to the Euclidean distance. Using the angular distance, we connect the proposed to the reproducing kernel Hilbert space approach. In addition to the Cramér-von Mises statistic, we show that the projection pursuit technique can be used to define robust, multivariate tests in many other problems.

## 1 Introduction

Let  $X$  and  $Y$  be random vectors in  $\mathbb{R}^d$  with distribution functions  $F_X$  and  $G_Y$ , respectively. Given two independent samples  $\mathcal{X}_m = \{X_1, \dots, X_m\}$  and  $\mathcal{Y}_n = \{Y_1, \dots, Y_n\}$  from  $F_X$  and  $G_Y$ , we want to test

$$H_0 : F_X = G_Y \quad \text{versus} \quad H_1 : F_X \neq G_Y. \quad (1)$$

This fundamental testing problem has received considerable attention in statistics with a wide range of applications (see, e.g., [Thas, 2010](#), for a review). A common statistic for the univariate two-sample testing is the Cramér-von Mises (CvM) statistic ([Anderson, 1962](#)):

$$\frac{mn}{m+n} \int_{-\infty}^{\infty} \left( \hat{F}_X(t) - \hat{G}_Y(t) \right)^2 d\hat{H}(t),$$

where  $\hat{F}_X(t)$  and  $\hat{G}_Y(t)$  are the empirical distribution functions of  $\mathcal{X}_m$  and  $\mathcal{Y}_n$ , respectively, and  $(m+n)\hat{H}(t) = m\hat{F}_X(t) + n\hat{G}_Y(t)$ . At the population level, the CvM statistic can be generalized by

$$W^2(\alpha) = \int_{-\infty}^{\infty} (F_X(t) - G_Y(t))^2 d(\alpha F_X(t) + (1-\alpha)G_Y(t)) \quad (2)$$

for some  $\alpha \in (0, 1)$ . In fact, as pointed out by [Bergsma and Dassios \(2014\)](#),  $W^2(\alpha)$  is invariant to the choice of  $\alpha$  for continuous random variables; hence, we simply focus on  $\alpha = 1/2$  and

let  $W^2(1/2) = W^2$  for ease of notation. [Lehmann \(1951\)](#) provides an interesting expression for  $W^2$  given by

$$\begin{aligned} & \mathbb{P}(\max\{X, X'\} < \min\{Y, Y'\}) + \mathbb{P}(\max\{Y, Y'\} < \min\{X, X'\}) \\ &= \frac{1}{3} + 2W^2, \end{aligned} \quad (3)$$

where  $X, X' \stackrel{i.i.d.}{\sim} F_X$  and  $Y, Y' \stackrel{i.i.d.}{\sim} G_Y$ . Using this expression, a probabilistic interpretation of  $W^2$  is available in terms of concordance and discordance probabilities of four points; see [Baringhaus and Henze \(2017\)](#).

Another popular two-sample test statistic, which is often called the energy statistic ([Székely and Rizzo, 2013](#)), is an estimate of the squared energy distance:

$$E^2 = 2\mathbb{E}_{X,Y}[|X - Y|] - \mathbb{E}_{X,X'}[|X - X'|] - \mathbb{E}_{Y,Y'}[|Y - Y'|].$$

The energy distance is well-defined assuming a finite first moment and it can be written in a form that is similar to the Cramér's distance, namely,

$$E^2 = 2 \int_{-\infty}^{\infty} (F_X(t) - G_Y(t))^2 dt.$$

For univariate two-sample testing, the CvM statistic has several advantages over the energy statistic. For instance, when  $F_X$  and  $G_Y$  are continuous, the CvM statistic is distribution-free under  $H_0$  ([Anderson, 1962](#)) and its population quantity is well-defined without any moment assumptions. Unlike the energy statistic, it also has an intuitive probabilistic interpretation according to (3).

Despite its benefits in the univariate problem, the CvM statistic has rarely been studied for multivariate testing. A primary reason is that the CvM statistic is rank-based, which leads to a challenge to generalize it in a multivariate space. In contrast, the energy statistic can be easily applied in arbitrary dimensions as in [Baringhaus and Franz \(2004\)](#); [Székely and Rizzo \(2004\)](#). Specifically, they defined the squared multivariate energy distance by

$$E_d^2 = 2\mathbb{E}_{X,Y}[||X - Y||] - \mathbb{E}_{X,X'}[||X - X'||] - \mathbb{E}_{Y,Y'}[||Y - Y'||], \quad (4)$$

where  $||\cdot||$  is the Euclidean norm in  $\mathbb{R}^d$ . As in the univariate case, the multivariate energy distance maintains the characteristic property that it is always non-negative and equal to zero if and only if  $F_X = G_Y$ . It is worth mentioning that  $E_d^2$  can also be viewed as the average of univariate Cramér's distances of projected random variables ([Baringhaus and Franz, 2004](#)):

$$E_d^2 = \frac{\sqrt{\pi}(d-1)\Gamma(\frac{d-1}{2})}{\Gamma(\frac{d}{2})} \int_{\mathbb{S}^{d-1}} \int_{\mathbb{R}} (F_{\beta^\top X}(t) - G_{\beta^\top Y}(t))^2 dt d\lambda(\beta), \quad (5)$$

where  $\lambda$  represents the uniform probability measure on the  $d$ -dimensional unit sphere  $\mathbb{S}^{d-1} = \{x \in \mathbb{R}^d : ||x|| = 1\}$ . For each direction  $\beta \in \mathbb{S}^{d-1}$ ,  $F_{\beta^\top X}$  and  $G_{\beta^\top Y}$  denote the distribution functions of  $\beta^\top X$  and  $\beta^\top Y$ , respectively.

Although the multivariate energy distance can be simply estimated in any dimension, it still requires the finite moment assumption as in the univariate case; thereby, the resulting test might suffer from low power when the underlying distributions are heavy-tailed or contain outliers. Given that outlying observations arise frequently in practice with high-dimensional data, there is a need to develop a robust counterpart of the energy distance. The primary goal

of this work is to introduce a robust, tuning parameter free, two-sample testing procedure that is easily applicable in arbitrary dimensions and consistent against all alternatives. Specifically, we extend the univariate CvM distance  $W$  to an arbitrary dimension based on averaging over all one-dimensional projections. Specifically, we define the squared multivariate CvM distance as follows:

$$W_d^2 = \int_{\mathbb{S}^{d-1}} \int_{\mathbb{R}} (F_{\beta^\top X}(t) - G_{\beta^\top Y}(t))^2 d\omega_\beta(t) d\lambda(\beta), \quad (6)$$

where

$$d\omega_\beta(t) = d(F_{\beta^\top X}(t)/2 + G_{\beta^\top Y}(t)/2).$$

Throughout this paper, we refer to the process of averaging over all projections as *projection pursuit*.

The proposed multivariate CvM distance shares some attractive properties of the energy distance while being robust to heavy-tailed distributions or outliers. For example,  $W_d$  satisfies the characteristic property (Lemma 2.1) and is invariant to orthogonal transformations. More importantly, from Theorem 2.1, it is straightforward to estimate  $W_d$  without using any tuning parameters.

For the first part of this paper, we investigate properties of the multivariate CvM distance as well as the resulting testing procedures. Our main results are summarized as follows:

- **Closed form expression** (Section 2) We show that the test statistic has a simple closed-form expression.
- **Robustness** (Section 3) We show that the test based on the CvM distance maintains good power in the Huber contamination model, while the energy test becomes completely powerless in this setting.
- **Minimax optimality** (Section 4) We analyze the statistical power of the proposed tests over a wide class of distributions and prove their minimax rate optimality.
- **Adaptivity in high-dimensions** (Section 5) We consider a high-dimensional regime where the dimension tends to infinity. Under this regime, we show that the limiting power of the proposed test, the energy test and the high-dimensional mean tests introduced by Chen and Qin (2010) and Chakraborty and Chaudhuri (2017) are the same against certain location models.
- **Angular distance** (Section 6) We introduce the angular distance between two vectors and use this to show that the multivariate CvM distance is a member of the generalized energy distance (Sejdinovic et al., 2013) as well as the maximum mean discrepancy (MMD) (Gretton et al., 2012) associated with the angular distance.

Beyond the CvM statistic, the projection pursuit technique can be widely applicable to other nonparametric statistics. For the second part of this study, we revisit some famous univariate sign- or rank-based statistics and propose their multivariate counterparts via projection pursuit. Although there has been much effort to extend univariate sign- or rank-based statistics in a multivariate space (see, e.g., Liu, 2006; Oja, 2010, for a survey), they are either computationally expensive to implement or less intuitive to understand. Our projection pursuit approach addresses these issues by providing a tractable calculation form of statistics and by having a direct interpretation in terms of projections. In Section 7, we demonstrate the generality of the projection pursuit approach by presenting multivariate extensions of several existing univariate statistics.

Table 1: The comparisons between different two-sample testing methods: 1) Cramér-von Mises distance (CvM), 2) Energy distance (Energy), 3) Gaussian MMD (MMD) and 4)  $k$ -nearest neighbor (NN).

Characteristic	CvM	Energy	MMD	NN
1. Robustness	✓	×	×	×
2. No tuning parameters	✓	✓	×	×
3. Interpretability	✓	×	×	✓
4. Computational cost	✓	✓	✓	✓
5. Minimax optimality	✓	?	?	?

### 1.1 Literature review

There are a number of multivariate two-sample testing procedures available in the literature. To list a few: [Anderson et al. \(1994\)](#) propose the two-sample statistic based on the integrated square distance between two kernel density estimates. The energy statistic is introduced by [Baringhaus and Franz \(2004\)](#) and [Székely and Rizzo \(2004\)](#) independently. [Gretton et al. \(2012\)](#) introduce a class of distances between two probability distributions, called the maximum mean discrepancy (MMD). They apply the MMD to multivariate two-sample testing with the Gaussian kernel. [Sejdinovic et al. \(2013\)](#) show that the energy distance is a special case of the MMD associated with the kernel induced by the Euclidean distance. Another line of work is based on graph constructions including the  $k$ -nearest neighbor (NN) ([Schilling, 1986](#); [Henze, 1988](#); [Mondal et al., 2015](#)) and the minimum spanning tree ([Friedman and Rafsky, 1979](#); [Chen and Friedman, 2017](#)). However, there are certain drawbacks associated with the use of these methods. For example, one needs to choose tuning parameters such as the bandwidths for the Gaussian MMD and the number of the nearest neighbors in the  $k$ -NN. In addition, certain types of graph-based tests require an algorithm with high computational complexity. On the other hand, the proposed approach is completely free of tuning parameters and can be computed in  $O(m+n)$  if a linear-type statistic is used (see Section 4) and in  $O((m+n)^3)$  if a  $U$ - or  $V$ -statistic is used.

The projection pursuit approach to CvM-type statistics can be found in other statistical problems. For example, [Zhu et al. \(1997\)](#) and [Cui \(2002\)](#) consider the CvM statistic using projection pursuit to investigate one-sample goodness-of-fit tests for multivariate distributions. [Escanciano \(2006\)](#) proposes the CvM-based goodness-of-fit test for parametric regression models. To the best of our knowledge, however, this is the first study that investigates the CvM statistic for the multivariate two-sample problem using projection pursuit.

The advantages of our approach are summarized in Table 1 where we compare the proposed test to some popular existing tests.

**Outline.** The rest of this paper is organized as follows. In Section 2, we introduce test statistics and study their limiting distributions. In Section 3, we compare the power of the CvM test with that of the energy test and we highlight the robustness of the CvM test. Section 4 establishes the minimax rate optimality of the proposed tests. In Section 5, we study the limiting power of the CvM test in high-dimensions and prove that it becomes equivalent to that of the existing high-dimensional mean tests against certain location models. We introduce the angular distance between two vectors in Section 6 to show that the CvM

distance is a special case of the generalized energy distance associated with the introduced distance. In Section 7, the projection pursuit technique is applied to other sign- or rank-based statistics and this allows us to provide new multivariate extensions. Simulation results are presented in Section 8 to demonstrate the competitive power performance of the proposed approach with finite sample size. Throughout this paper, we assume the dimension  $d$  is an arbitrary but fixed constant except in Section 5 where we allow the dimension to increase with sample size. All proofs not contained in the main text are in the supplementary material.

**Notation.** The following notation is used throughout this paper. For  $U_1, U_2 \in \mathbb{R}^d$ , we denote the angle between  $U_1$  and  $U_2$  by  $\Psi(U_1, U_2) = \arccos(U_1/\|U_1\|, U_2/\|U_2\|)$  where  $\|\cdot\|$  is the Euclidean norm in  $\mathbb{R}^d$ . Let  $\mathbb{S}^{d-1} = \{x \in \mathbb{R}^d : \|x\| = 1\}$  and let  $\lambda(\cdot)$  be the uniform probability measure on  $\mathbb{S}^{d-1}$ . For given  $\beta \in \mathbb{S}^{d-1}$ ,  $F_{\beta^\top X}(t)$ ,  $G_{\beta^\top Y}(t)$  denote the distribution functions of  $\beta^\top X$  and  $\beta^\top Y$ , respectively. For  $1 \leq q < p$ , we let  $(p)_q = p(p-1) \cdots (p-q+1)$ . Let  $\mathbb{P}_0$  and  $\mathbb{P}_1$  be the probability measures under  $H_0$  and  $H_1$ , respectively. Similarly,  $\mathbb{E}_0$  and  $\mathbb{E}_1$  stand for the expectations under  $H_0$  and  $H_1$ . We denote the distribution function of  $N(0, 1)$  by  $\Phi$  and let  $z_\alpha$  be the upper  $\alpha$  quantile of  $N(0, 1)$ . We use  $a_n \asymp b_n$  if there exist constants  $C, C' > 0$  such that  $C < |a_n/b_n| < C'$ . Similarly,  $a_n \gtrsim b_n$  if there exists  $C > 0$  such that  $Cb_n \geq a_n$ .

## 2 Projection Pursuit-Type Cramér-von Mises Statistics

In this section, we present the basic properties of the CvM distance and introduce our test statistics. To begin, we establish the characteristic property of the CvM distance, meaning that  $W_d$  is nonnegative and equal to zero if and only if  $F_X = G_Y$ . As a consequence, the resulting tests are consistent against all fixed alternatives.

**Lemma 2.1.**  *$W_d$  is nonnegative and has the characteristic property:*

$$W_d(F_X, G_Y) = 0 \quad \text{if and only if} \quad F_X = G_Y.$$

Note that  $W_d$  involves integration over the unit sphere. [Zhu et al. \(1997\)](#) suggest an approximation of this integral by considering a subset of  $\mathbb{S}^{d-1}$ , namely  $\{\beta_1, \dots, \beta_k\}$ , and then taking the sample mean over  $k$  different univariate CvM statistics. However, this approach has a clear trade-off between accuracy and computational time depending on the choice of  $k$ . Our approach does not suffer from this issue by explicitly calculating the integral over  $\mathbb{S}^{d-1}$ . The explicit form of the integration is mainly due to [Escanciano \(2006\)](#) who provides the following lemma:

**Lemma 2.2.** ([Escanciano, 2006](#)) *For any two vectors  $U_1, U_2 \in \mathbb{R}^d$ ,*

$$\int_{\mathbb{S}^{d-1}} I(\beta^\top U_1 \leq 0) I(\beta^\top U_2 \leq 0) d\lambda(\beta) = \frac{1}{2} - \frac{1}{2\pi} \arccos \left( \frac{U_1^\top U_2}{\|U_1\| \|U_2\|} \right).$$

The angle between  $U_1$  and  $U_2$  is denoted by

$$\Psi(U_1, U_2) := \arccos \left( \frac{U_1^\top U_2}{\|U_1\| \|U_2\|} \right).$$

Based on Lemma 2.2, we present another representation for  $W_d^2$  in terms of the expected angle involving three random vectors.

**Theorem 2.1.** Let  $X, X', X'' \stackrel{i.i.d.}{\sim} F_X$  and  $Y, Y', Y'' \stackrel{i.i.d.}{\sim} G_Y$ . The squared multivariate CvM distance can be written as

$$\begin{aligned} W_d^2 &= \frac{1}{2\pi} \mathbb{E} [\Psi(X - X', Y - X')] + \frac{1}{2\pi} \mathbb{E} [\Psi(X - Y', Y - Y')] \\ &\quad - \frac{1}{4\pi} \mathbb{E} [\Psi(X - X'', X' - X'')] - \frac{1}{4\pi} \mathbb{E} [\Psi(X - Y, X' - Y)] \\ &\quad - \frac{1}{4\pi} \mathbb{E} [\Psi(Y - Y'', Y' - Y'')] - \frac{1}{4\pi} \mathbb{E} [\Psi(Y - X, Y' - X)]. \end{aligned}$$

When  $F_X$  and  $G_Y$  are continuous, we have that

$$W_d^2 = \frac{1}{3} - \frac{1}{2\pi} \mathbb{E} [\Psi(X - Y, X' - Y)] - \frac{1}{2\pi} \mathbb{E} [\Psi(Y - X, Y' - X)].$$

## 2.1 Test Statistics

Theorem 2.1 leads to a straightforward empirical estimate of  $W_d^2$  based on either a  $U$ -statistic or a  $V$ -statistic. Consider the kernel of order three:

$$\begin{aligned} h(x_1, x_2, x_3; y_1, y_2, y_3) &= \frac{1}{2\pi} \Psi(x_1 - x_2, y_1 - x_2) + \frac{1}{2\pi} \Psi(x_1 - y_2, y_1 - y_2) \\ &\quad - \frac{1}{4\pi} \Psi(x_1 - x_3, x_2 - x_3) - \frac{1}{4\pi} \Psi(x_1 - y_1, x_2 - y_1) \\ &\quad - \frac{1}{4\pi} \Psi(y_1 - y_3, y_2 - y_3) - \frac{1}{4\pi} \Psi(y_1 - x_1, y_2 - x_1). \end{aligned}$$

Using this kernel, the  $U$ - and  $V$ -statistics (the latter is equivalent to a plug-in estimator; see Lemma B.1) are defined as

$$\begin{aligned} U_{m,n} &= \frac{1}{(m)_3(n)_3} \sum_{\substack{i_1, i_2, i_3 \\ \text{all distinct}}} \sum_{\substack{j_1, j_2, j_3 \\ \text{all distinct}}} h(X_{i_1}, X_{i_2}, X_{i_3}; Y_{j_1}, Y_{j_2}, Y_{j_3}), \\ V_{m,n} &= \frac{1}{m^3 n^3} \sum_{i_1, i_2, i_3} \sum_{j_1, j_2, j_3} h(X_{i_1}, X_{i_2}, X_{i_3}; Y_{j_1}, Y_{j_2}, Y_{j_3}) \\ &= \int_{\mathbb{S}^{d-1}} \int_{\mathbb{R}} \left( \widehat{F}_{\beta^\top X}(t) - \widehat{G}_{\beta^\top Y}(t) \right)^2 d \left( \widehat{F}_{\beta^\top X}(t)/2 + \widehat{G}_{\beta^\top Y}(t)/2 \right) d\lambda(\beta). \end{aligned} \tag{7}$$

When the random vectors are continuous, the statistic can be simplified to a kernel of order two:

$$h_*(x_1, x_2; y_1, y_2) = \frac{1}{3} - \frac{1}{2\pi} \Psi(x_1 - y_1, x_2 - y_1) - \frac{1}{2\pi} \Psi(y_1 - x_1, y_2 - x_1),$$

and the corresponding  $U$ - and  $V$ -statistics are defined as

$$\begin{aligned} U_{m,n}^* &= \frac{1}{(m)_2(n)_2} \sum_{\substack{i_1, i_2=1 \\ i_1 \neq i_2}}^m \sum_{\substack{j_1, j_2=1 \\ j_1 \neq j_2}}^n h_*(X_{i_1}, X_{i_2}; Y_{j_1}, Y_{j_2}), \\ V_{m,n}^* &= \frac{1}{m^2 n^2} \sum_{i_1, i_2=1}^m \sum_{j_1, j_2=1}^n h_*(X_{i_1}, X_{i_2}; Y_{j_1}, Y_{j_2}). \end{aligned}$$

Focusing on the case where  $F_X$  and  $G_Y$  are continuous, we explore the asymptotic null distribution of  $U_{m,n}^*$  and  $V_{m,n}^*$ .

**Theorem 2.2.** *Let  $m/N \rightarrow \pi_1 \in (0, 1)$  and  $n/N \rightarrow \pi_2 \in (0, 1)$  with  $N = m + n$  as  $N \rightarrow \infty$ . Let  $\lambda_k$  be the eigenvalues with the corresponding eigenfunction  $\phi_k$  satisfying the integral equation*

$$\mathbb{E}_{X_2} \left\{ \mathbb{E}_{Y_1, Y_2} \left[ \tilde{h}_*(x_1, X_2; Y_1, Y_2) \right] \phi_k(X_2) \right\} = \lambda_k \phi_k(x_1) \quad \text{for } k = 1, 2, \dots,$$

where  $\tilde{h}_*(x_1, x_2; y_1, y_2) = 1/2h_*(x_1, x_2; y_1, y_2) + 1/2h_*(x_1, x_2; y_2, y_1)$ . Then  $U_{m,n}^*$  and  $V_{m,n}^*$  have the same limiting null distribution as

$$\begin{aligned} \frac{mn}{m+n} (U_{m,n}^* - \mathbb{E}_0 [U_{m,n}^*]) &\xrightarrow{d} \sum_{k=1}^{\infty} \lambda_k (Z_k^2 - 1), \\ \frac{mn}{m+n} (V_{m,n}^* - \mathbb{E}_0 [V_{m,n}^*]) &\xrightarrow{d} \sum_{k=1}^{\infty} \lambda_k (Z_k^2 - 1), \end{aligned}$$

where  $Z_k \stackrel{i.i.d.}{\sim} N(0, 1)$ ,  $\mathbb{E}_0 [U_{m,n}^*] = 0$  and  $\mathbb{E}_0 [V_{m,n}^*] = \frac{1}{6m} + \frac{1}{6n}$ .

**Remark 2.1.** When  $F_X \neq G_Y$ ,  $U_{m,n}^*$  and  $V_{m,n}^*$  are non-degenerate  $U$ - and  $V$ -statistics. Using the asymptotic theory of non-degenerate  $U$ - and  $V$ -statistics (see e.g., [Lee, 1990](#)),  $U_{m,n}^*$  and  $V_{m,n}^*$  converge to a normal distribution under the alternative hypothesis.

## 2.2 Critical Values

Unfortunately, when  $d \geq 2$ , neither  $U_{m,n}^*$  nor  $V_{m,n}^*$  is distribution-free. The distributions of the test statistics rely on the dependence structure in a multivariate distribution. For this reason, we adaptively choose a critical value using the permutation approach as follows:

1. We regard the data as *i.i.d.* samples  $\{Z_1, \dots, Z_{m+n}\}$  from the mixture  $\pi_1 F_X + \pi_2 G_Y$  where  $m/N \rightarrow \pi_1$  and  $n/N \rightarrow \pi_2$ .
2. Let  $\mathcal{T}_{m,n}$  be the test statistic of interest calculated based on  $\mathcal{X}_m = \{Z_1, \dots, Z_m\}$  and  $\mathcal{Y}_n = \{Z_{m+1}, \dots, Z_{m+n}\}$ .
3. Define  $c_{\alpha, m, n}$  by

$$c_{\alpha, m, n} := \inf\{t \in \mathbb{R} : 1 - \alpha \leq \mathbb{P}(\mathcal{T}_{m,n} \leq t)\}. \quad (8)$$

Now,  $\pi_1 F_X + \pi_2 G_Y$  is unknown and thus  $c_{\alpha, m, n}$  needs to be estimated. In Proposition 2.1, we show that  $c_{\alpha, m, n}$  of the proposed statistics can be consistently estimated via the permutation procedure. First, consider the centered and scaled test statistics

$$\tilde{U}_{m,n} := \frac{mn}{m+n} (U_{m,n}^* - \mathbb{E} [U_{m,n}^*]) \quad \text{and} \quad \tilde{V}_{m,n} := \frac{mn}{m+n} (V_{m,n}^* - \mathbb{E} [V_{m,n}^*]).$$

Then we have the following result when  $m/N \rightarrow \pi_1 \in (0, 1)$  and  $n/N \rightarrow \pi_2 \in (0, 1)$  as  $N \rightarrow \infty$ :

**Proposition 2.1.** Let  $c_{\alpha,m,n}^u, c_{\alpha,m,n}^v$  be the critical values based on  $\tilde{U}_{m,n}, \tilde{V}_{m,n}$ , respectively, decided by (8). Also, let  $\hat{c}_{\alpha,m,n}^u, \hat{c}_{\alpha,m,n}^v$  be the corresponding critical values from the permutation distributions of  $\tilde{U}_{m,n}, \tilde{V}_{m,n}$  so that  $\mathbb{P}_0(\tilde{U}_{m,n} \geq \hat{c}_{\alpha,m,n}^u) \leq \alpha$  and  $\mathbb{P}_0(\tilde{V}_{m,n} \geq \hat{c}_{\alpha,m,n}^v) \leq \alpha$  for any finite sample size. Then

$$c_{\alpha,m,n}^u - \hat{c}_{\alpha,m,n}^u \xrightarrow{p} 0 \quad \text{and} \quad c_{\alpha,m,n}^v - \hat{c}_{\alpha,m,n}^v \xrightarrow{p} 0.$$

*Proof.* This result is a simple application of Theorem A.1 in Appendix A. A detailed proof is provided in the supplementary material.  $\square$

Proposition 2.1 also implies that the power of the permutation tests converge to that of the unconditional tests as the sample size tends to infinity. Therefore, the permutation tests maintain asymptotic power of the corresponding unconditional tests while being exact under finite sample size. We formally state this in the following:

**Corollary 2.1.** Consider the permutation test functions

$$\phi_{\tilde{U}_{m,n}}^* := I(\tilde{U}_{m,n} \geq \hat{c}_{\alpha,m,n}^u) \quad \text{and} \quad \phi_{\tilde{V}_{m,n}}^* := I(\tilde{V}_{m,n} \geq \hat{c}_{\alpha,m,n}^v),$$

where  $\hat{c}_{\alpha,m,n}^u$  and  $\hat{c}_{\alpha,m,n}^v$  are critical values based on permutation distributions of  $\tilde{U}_{m,n}$  and  $\tilde{V}_{m,n}$ , respectively. Similarly, define the unconditional tests  $\phi_{\tilde{U}_{m,n}}$  and  $\phi_{\tilde{V}_{m,n}}$  by replacing  $\hat{c}_{\alpha,m,n}^u, \hat{c}_{\alpha,m,n}^v$  with  $c_{\alpha,m,n}^u, c_{\alpha,m,n}^v$ . Then

$$\mathbb{E}_1[\phi_{\tilde{U}_{m,n}}^*] - \mathbb{E}_1[\phi_{\tilde{U}_{m,n}}] \rightarrow 0 \quad \text{and} \quad \mathbb{E}_1[\phi_{\tilde{V}_{m,n}}^*] - \mathbb{E}_1[\phi_{\tilde{V}_{m,n}}] \rightarrow 0 \quad \text{as } m, n \rightarrow \infty.$$

*Proof.* The result follows by Slutsky's theorem.  $\square$

**Remark 2.2.** In Appendix A, we establish general conditions under which the permutation distribution based on a degenerate U-statistic is asymptotically equivalent to the corresponding unconditional distribution. This general result includes the energy statistic, Gaussian MMD and Proposition 2.1 as a corollary.

### 3 Robustness

Recall that the energy distance and the CvM distance can be represented by integrals of the  $L_2$ -type difference between two distribution functions. In view of this, the main difference between the energy distance and the CvM distance is in their weight function. More precisely, the energy distance is defined with  $dt$ , which gives the uniform weight on the whole real line. On the other hand, the CvM distance is defined with  $d(F_{\beta \top X}(t)/2 + G_{\beta \top Y}(t)/2)$ , which gives the most weight on high-density regions. As a result, the test based on the CvM distance is more robust to extreme observations than the one based on the energy distance. It is also important to note that the CvM distance does not require any moment conditions. On the other hand, the energy distance is only well-defined assuming a finite first moment. When the moment condition is violated or there exist extreme observations, the test based on the energy distance can have low power. In this section, we demonstrate this point by using contaminated distribution models.

Suppose we observe samples from an  $\epsilon$ -contamination model:

$$X \sim P_m := (1 - \epsilon)F_X + \epsilon H_m \quad \text{and} \quad Y \sim Q_n := (1 - \epsilon)G_Y + \epsilon H'_n, \quad (9)$$



where  $F_X$  and  $G_Y$  are fixed but  $H_m$  and  $H'_n$  can change arbitrarily with  $m, n$ . With this model assumption, we would like to assess whether a test can maintain adequate power even when  $H_m, H'_n$  have an adverse impact on power performance. We mainly focus on statistical power to study robustness because one can always employ the permutation procedure to control the type-I error under  $H_0 : P_m = Q_n$ .

To state the main result, consider the energy statistic based on a  $U$ -statistic:

$$E_{m,n} = \frac{2}{mn} \sum_{i=1}^m \sum_{j=1}^n \|X_i - Y_j\| - \frac{1}{(m)_2} \sum_{i_1 \neq i_2} \|X_{i_1} - X_{i_2}\| - \frac{1}{(n)_2} \sum_{j_1 \neq j_2} \|Y_{j_1} - Y_{j_2}\|. \quad (10)$$

Under the given setting, the following result shows that the CvM test is uniformly powerful over different types of contaminations as the sample size tends to infinity. However, the energy test becomes asymptotically powerless against certain contaminations.

**Theorem 3.1.** *Suppose we observe samples  $\mathcal{X}_m$  and  $\mathcal{Y}_n$  from the contaminated model in (9) with a fixed contamination ratio  $0 < \epsilon < 1$ . Assume that there exist  $\delta_1, \delta_2 > 0$  such that*

$$E_d(P_m, Q_n) \geq \delta_1 \quad \text{and} \quad W_d(P_m, Q_n) \geq \delta_2, \quad \text{for every } m, n, \quad (11)$$

*and  $\ell, u \in (0, 1)$  such that  $\ell \leq m/N, n/N \leq u$  for every  $m, n$ . Consider the tests based on  $U_{m,n}$  and  $E_{m,n}$ , defined by*

$$\phi_{\text{CvM}} := I(U_{m,n} \geq c_{\alpha,m,n}) \quad \text{and} \quad \phi_{\text{Energy}} := I(E_{m,n} \geq c'_{\alpha,m,n}),$$

*where  $c_{\alpha,m,n}$  and  $c'_{\alpha,m,n}$  are  $\alpha$  level critical values. Then the power of the CvM test is asymptotically powerful uniformly over any choice of  $(H_m, H'_n)$ , whereas the power of the energy test becomes asymptotically powerless against certain choices of  $(H_m, H'_n)$ , that is*

$$\lim_{m,n \rightarrow \infty} \inf_{H_m, H'_n} \mathbb{E}_1[\phi_{\text{CvM}}] = 1 \quad \text{and} \quad \lim_{m,n \rightarrow \infty} \inf_{H_m, H'_n} \mathbb{E}_1[\phi_{\text{Energy}}] \leq \alpha. \quad (12)$$

To further illustrate Theorem 3.1 with finite sample size, we carried out simulation studies based on the normal contamination models. We consider two alternatives with 1) location differences and 2) scale differences. For both examples, we let  $H_m = H'_n$  have multivariate normal distributions given by

$$H_m = H'_n := N((0, \dots, 0)^\top, \sigma^2 I_d),$$

where  $\sigma$  controls the degree of heavy-tailedness. Note that the condition in (11) is easily met whenever  $H_m = H'_n$ , but  $F_X \neq G_Y$  (with the extra first moment condition for  $E_d$ ), which can be seen from the representations for  $E_d^2$  and  $W_d^2$  in (5) and (6).

**Example 3.1** (Location difference). *For the location alternative, we compare two multivariate normal distributions, where the means are different but the covariance matrices are identical. Specifically, we set*

$$F_X = N((-0.5, \dots, -0.5)^\top, I_d), \quad \text{and} \quad G_Y = N((0.5, \dots, 0.5)^\top, I_d),$$

*with  $\epsilon = 0.05$ . We then change  $\sigma = 1, 40, 80, 120, 160, 200$  and 240 to investigate the robustness of the tests against heavy-tail contaminations.*

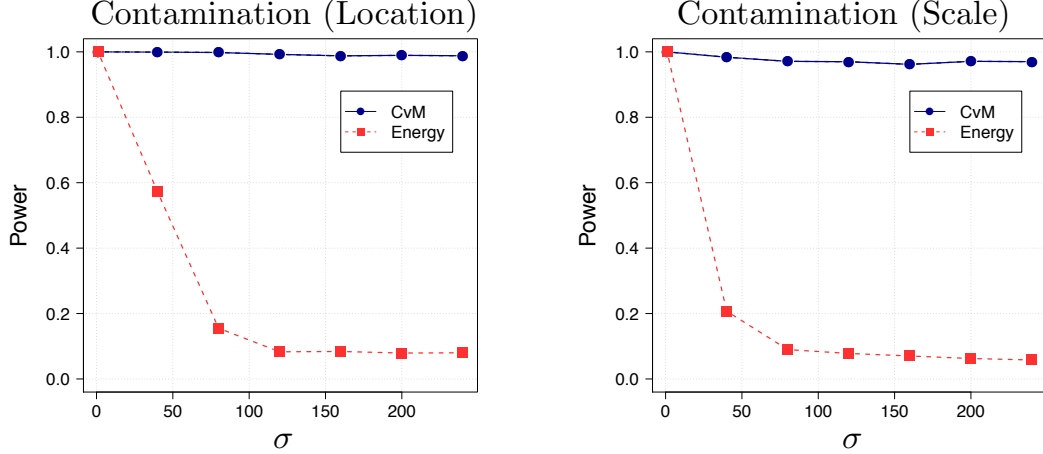


Figure 1: Empirical power of  $\phi_{\text{CvM}}$  (solid blue) and  $\phi_{\text{Energy}}$  (dashed red) under the contamination models with  $\epsilon = 0.05$ . See Example 3.1 and 3.2 for details.

**Example 3.2** (Scale difference). *Similar to the location alternative, we again choose multivariate normal distributions which differ in their scale but not in their location parameters. In detail, we have*

$$F_X = N((0, \dots, 0)^\top, 0.1^2 \times I_d), \quad \text{and} \quad G_Y = N((0, \dots, 0)^\top, I_d),$$

with  $\epsilon = 0.05$ . Again, we change  $\sigma = 1, 40, 80, 120, 160, 200$  and 240 to assess the effect of heavy-tail contaminations.

Experiments were run with  $m = n = 40$  and  $d = 10$ , and the critical values were estimated via Monte Carlo simulations at significance level  $\alpha = 0.05$ . As can be seen from the result in Figure 1, the power of the CvM test is consistently robust to the change of  $\sigma$ , while the power of the energy test drops down significantly as  $\sigma$  increases. Roughly speaking, when  $\sigma$  is large, it is likely that the energy statistic is dominated by extreme observations from  $H_m$  and  $H'_n$ . Furthermore, when  $H_m$  and  $H'_n$  are identical (i.e. they are in favor of the null hypothesis), the null and alternative distributions of the energy statistic tend to be close as  $\sigma$  increases. As a consequence, the resulting test based on the energy statistic performs poorly. In contrast, the CvM statistic puts less weight on extreme observations, which leads to robust performance of the CvM test under contaminations. A mathematical justification can be found in the proof of Theorem 3.1.

## 4 Minimax Optimality

In this section, we investigate the minimax optimality of the proposed tests based on the  $U$ - and  $V$ -statistics. To formulate the minimax problem, we define the set of two multivariate distributions which are at least  $\epsilon$  far apart in terms of the Cramér-von Mises distance, i.e.

$$\mathcal{F}(\epsilon) := \left\{ (F_X, G_Y) : W_d(F_X, G_Y) \geq \epsilon \right\}.$$

For a given significance level  $\alpha \in (0, 1)$ , let  $\Phi_{m,n}(\alpha)$  be the set of measurable functions  $\phi : \{\mathcal{X}_m, \mathcal{Y}_n\} \mapsto \{0, 1\}$  such that

$$\Phi_{m,n}(\alpha) = \{\phi : \mathbb{P}_0(\phi = 0) \leq \alpha\}.$$

We then define the minimax type II error as follows:

$$1 - \beta_{m,n}(\epsilon) = \inf_{\phi \in \Phi_{m,n}(\alpha)} \sup_{F_X, G_Y \in \mathcal{F}(\epsilon)} \mathbb{P}_1^{m,n}(\phi = 0). \quad (13)$$

Our primary interest is in finding the minimum separation rate  $\epsilon_{m,n}$  satisfying

$$\epsilon_{m,n} = \inf \left\{ \epsilon : 1 - \beta_{m,n}(\epsilon) \leq \xi \right\},$$

for some  $0 < \xi < 1 - \alpha$ . Throughout this section, we assume that there exists  $\ell, u \in (0, 1)$  such that  $\ell \leq m/N, n/N \leq u$  for every  $m, n$  with  $N = m + n$ .

We start with presenting a lower bound of the multivariate CvM distance.

**Lemma 4.1.** *When  $X, Y$  have continuous distributions, the multivariate CvM distance is lower bounded by*

$$W_d(F_X, G_Y) \geq \int_{\mathbb{S}^{d-1}} \left| \frac{1}{2} - \mathbb{P}_{X,Y} \left( \beta^\top X \leq \beta^\top Y \right) \right| d\lambda(\beta). \quad (14)$$

Consider two multivariate normal distributions  $F_X = N(-\delta_N, I_d)$  and  $G_Y = N(\delta_N, I_d)$  where  $\delta_{N,i} = N^{-1/2}$  for  $i = 1, \dots, d$ . Based on Lemma 4.1, we show that the CvM distance between  $F_X$  and  $G_Y$  are at least  $N^{-1/2}$  far apart up to some scaling factor. In the end, this result together with Neyman-Pearson lemma establishes a lower bound for the minimum separation rate in Theorem 4.1.

**Lemma 4.2.** *Let  $X \sim N(-\delta_N, I_d)$  and  $Y \sim N(\delta_N, I_d)$  where  $\delta_{N,i} = N^{-1/2}$  for  $i = 1, \dots, d$ . Then*

$$W_d(F_X, G_Y) \gtrsim N^{-1/2}.$$

*Proof.* Note that for any given direction  $\beta \in \mathbb{S}^{d-1}$ ,  $\beta^\top (X - Y)$  has an normal distribution:

$$\beta^\top (X - Y) \sim N(2\beta^\top \delta_N, 2),$$

and consequently,

$$\begin{aligned} \left| \frac{1}{2} - \mathbb{P}_{X,Y}(\beta^\top X < \beta^\top Y) \right| &= \left| \frac{1}{2} - \Phi \left( -\sqrt{2}\beta^\top \delta_N \right) \right| \\ &\geq |\beta^\top \delta_N| \frac{1}{\sqrt{\pi}} e^{-(\beta^\top \delta_N)^2} \\ &\geq N^{-1/2} \frac{1}{\sqrt{\pi}} |\beta^\top \mathbf{1}| e^{-(\beta^\top \mathbf{1})^2}. \end{aligned} \quad (15)$$

By combining (14) with (15), we conclude that

$$\begin{aligned} W_d(F_X, G_Y) &\geq \int_{\mathbb{S}^{d-1}} \left| \frac{1}{2} - \mathbb{P}_{X,Y} \left( \beta^\top X \leq \beta^\top Y \right) \right| d\lambda(\beta) \\ &\geq N^{-1/2} \frac{1}{\sqrt{\pi}} \int_{\mathbb{S}^{d-1}} |\beta^\top \mathbf{1}| e^{-(\beta^\top \mathbf{1})^2} d\lambda(\beta) \gtrsim N^{-1/2}, \end{aligned}$$

which completes the proof.  $\square$

**Theorem 4.1** (Lower Bound). *For  $0 < \xi < 1 - \alpha$ , there exists some constant  $b = b(\alpha, \xi)$  such that  $\epsilon_{m,n} = bN^{-1/2}$  and the minimax type II error is lower bounded by  $\xi$ , i.e.*

$$1 - \beta_{m,n}(\epsilon_{m,n}) \geq \xi.$$

Theorem 4.1 shows that *no* test can have considerable power against all alternatives when  $\epsilon_{m,n}$  is of order  $N^{-1/2}$ ; thereby, it provides a lower bound of the minimum separation rate. Now, we show that the lower bound is asymptotically tight by establishing matching upper bounds. In particular, the upper bounds are obtained based on the  $U$ - and  $V$ -statistics.

**Theorem 4.2** (Upper Bound). *Consider the  $U$ - and  $V$ - statistics, given in (7). Define the tests*

$$\phi_U := I(U_{m,n} \geq c_{\alpha,m,n}^u) \quad \text{and} \quad \phi_V := I(V_{m,n} \geq c_{\alpha,m,n}^v)$$

where  $c_{\alpha,m,n}^u$  and  $c_{\alpha,m,n}^v$  are the corresponding  $\alpha$  level critical values. Let  $\epsilon_{m,n}^*$  be the radius of interest defined by

$$\epsilon_{m,n}^* := \frac{b_N}{\sqrt{N}}.$$

Then the type II error of  $\phi_U$  and  $\phi_V$  tend to zero uniformly over  $\mathcal{F}(\epsilon_{m,n}^*)$  when  $b_N \rightarrow \infty$  as  $m, n \rightarrow \infty$ . In other words,

$$\lim_{b_N \rightarrow \infty} \sup_{F_X, G_Y \in \mathcal{F}(\epsilon_{m,n}^*)} \mathbb{P}_1(\phi_U = 0) = \lim_{b_N \rightarrow \infty} \sup_{F_X, G_Y \in \mathcal{F}(\epsilon_{m,n}^*)} \mathbb{P}_1(\phi_V = 0) = 0$$

as  $m, n \rightarrow \infty$ .

**Remark 4.1.** *The minimax upper bound can also be obtained via the projection pursuit-type Kolmogorov-Smirnov test whose statistic is defined as*

$$d_{K,m,n} := \sup_{(\beta, t) \in \mathbb{S}^{d-1} \times \mathbb{R}} |\widehat{F}_{\beta^\top X}(t) - \widehat{G}_{\beta^\top Y}(t)|.$$

Details can be found in the supplementary material. A major problem with  $d_{K,m,n}$ , however, is that the exact calculation of the test statistic is nontrivial in practice, especially when  $d$  is large. On the other hand, the multivariate Cramér-von Mises statistics are computationally straightforward in arbitrary dimensions due to Theorem 2.1.

It is worth noting that there are computationally more efficient ways of estimating  $W_d^2$ . For example, when  $X$  and  $Y$  are continuous, one can use the linear-type statistic defined as

$$L_{m,n} = \frac{1}{M} \sum_{i=1}^M \frac{1}{2} [h_*(X_{2i-1}, X_{2i}; Y_{2i-1}, Y_{2i}) + h_*(X_{2i}, X_{2i-1}; Y_{2i-1}, Y_{2i})], \quad (16)$$

where  $M = \lfloor n/2 \rfloor$  and  $m = n$  for simplicity. While  $L_{m,n}$  is also an unbiased estimator of  $W_d^2$  and can be computed in linear time, it is notably sub-optimal in terms of minimax power. In particular, the following lemma shows that  $L_{m,n}$  can only be powerful against alternatives slower than  $N^{-1/4}$ , whereas the minimax optimal rate is  $N^{-1/2}$ . This illustrates a certain trade-off between computational cost and statistical power.

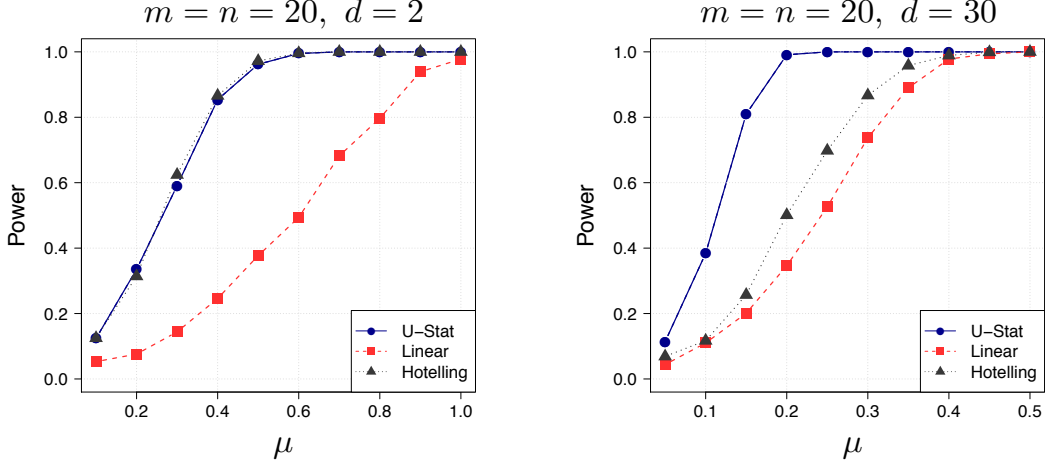


Figure 2: Empirical power of the multivariate CvM tests based on the  $U$ -statistic (solid blue), the linear-type statistic (dashed red) and Hotelling's test (dotted gray) where  $X \sim N((-\mu, \dots, -\mu), I_d)$  and  $Y \sim N((\mu, \dots, \mu), I_d)$ .

**Lemma 4.3.** *Consider a sequence of alternatives such that*

$$W_d(F_X, G_Y) \asymp N^{-\varepsilon}.$$

*Then no test based on  $L_{m,n}$  has power converging to one as  $m, n \rightarrow \infty$  when  $\varepsilon > 1/4$ .*

In addition to the rate optimality, the proposed tests have comparable power to existing optimal tests against certain directions. To illustrate this point, we consider an example of multivariate normal distributions where  $X \sim N(\mu_X, I_d)$  and  $Y \sim N(\mu_Y, I_d)$ . Under this particular setting, it is well-known that Hotelling's test is asymptotically the most powerful test when the dimension is fixed. On the other hand, when the dimension is close to the sample size, Hotelling's test performs poorly due to a high variance from the sample precision matrix (Bai and Saranadasa, 1996). We carried out simulation studies with  $m = n = 20$  to compare the power of the multivariate CvM test with Hotelling's  $T^2$ . For our simulation, we set  $\mu_X = (-\mu, \dots, -\mu)^\top$  and  $\mu_Y = (\mu, \dots, \mu)^\top$  at significance level  $\alpha = 0.05$ . According to the results presented in Figure 2, when the dimension is small ( $d = 2$ ), the CvM test based on  $U_{m,n}$  (denoted by  $\phi_U$ ) shows comparable (in fact, almost identical) power to Hotelling's test. However, it is apparent to see that  $\phi_U$  outperforms Hotelling's test when the dimension ( $d = 30$ ) is close to the sample size. Indeed, under the given setting,  $\phi_U$  has the same limiting power as the high-dimensional mean tests introduced by Chen and Qin (2010) and Chakraborty and Chaudhuri (2017). This is our next topic in Section 5. In general, the test based on the linear statistic shows substantially lower power than  $\phi_U$  as we expected.

## 5 Adaptivity of Power in High-Dimensions

Up to now, we have assumed that the dimension  $d$  is an arbitrary but fixed constant. In this section, we study the power of the multivariate CvM test when the dimension tends to infinity. In particular, we will focus on a simple location shift model:

$$X = \mu_X + \mathcal{W} \quad \text{and} \quad Y = \mu_Y + \mathcal{W}', \quad (17)$$

where  $\mathbf{W} = (\mathcal{W}_1, \dots, \mathcal{W}_d)^\top \in \mathbb{R}^d$  and  $\mathcal{W}_i$ 's are *i.i.d.* having a continuous distribution with  $\mathbb{E}[\mathcal{W}_1^8] < \infty$ .  $\mathbf{W}'$  is independent and identically distributed with  $\mathbf{W}$ . In addition, we consider  $\boldsymbol{\mu}_X = (\mu_X, \dots, \mu_X)^\top \in \mathbb{R}^d$  and  $\boldsymbol{\mu}_Y = (\mu_Y, \dots, \mu_Y)^\top \in \mathbb{R}^d$  such that

$$d^{1/4-\epsilon}(\mu_X - \mu_Y) \rightarrow 0 \quad \text{for any } \epsilon > 0 \text{ as } d \rightarrow \infty. \quad (18)$$

There are many types of high-dimensional inference procedures for testing

$$H_0 : \boldsymbol{\mu}_X = \boldsymbol{\mu}_Y \quad \text{versus} \quad H_1 : \boldsymbol{\mu}_X \neq \boldsymbol{\mu}_Y. \quad (19)$$

For example, [Chen and Qin \(2010\)](#) suggest the test statistic based on the sample means. Specifically, their statistic is based on the  $U$ -statistic defined by

$$T_{CQ} = \frac{1}{(m)_2(n)_2} \sum_{\substack{i_1, i_2=1 \\ i_1 \neq i_2}}^m \sum_{\substack{j_1, j_2=1 \\ j_1 \neq j_2}}^n (X_{i_1} - Y_{j_1})^\top (X_{i_2} - Y_{j_2}).$$

Recently, [Chakraborty and Chaudhuri \(2017\)](#) define their test statistic based on spatial ranks by

$$T_{WMW} = \frac{1}{(m)_2(n)_2} \sum_{\substack{i_1, i_2=1 \\ i_1 \neq i_2}}^m \sum_{\substack{j_1, j_2=1 \\ j_1 \neq j_2}}^n \frac{(X_{i_1} - Y_{j_1})^\top}{\|X_{i_1} - Y_{j_1}\|} \frac{(X_{i_2} - Y_{j_2})}{\|X_{i_2} - Y_{j_2}\|}.$$

Somewhat surprisingly, under this given scenario, the limiting power of the tests based on  $U_{m,n}$ ,  $E_{m,n}$ ,  $T_{CQ}$  and  $T_{WMW}$  tend to be the same when  $d \rightarrow \infty$  and then  $m, n \rightarrow \infty$ . (In fact, the latter condition is unnecessary from our proof). This finding is striking because the tests based on  $T_{CQ}$  and  $T_{WMW}$  (CQ test and WMW test for short, respectively) are specifically designed for high-dimensional mean inference, while the proposed test as well as energy test can be sensitive to much broader alternatives. In other words, the CvM test and the energy test are adaptive to high-dimensional location alternatives. In particular, we present the following result.

**Theorem 5.1.** *Suppose that  $X$  and  $Y$  satisfy the model assumption in (17) with*

$$\mu_X - \mu_Y = \frac{\psi}{d^{1/4}\sqrt{m+n}} \quad \text{and} \quad \mathbb{V}[X] = \mathbb{V}[Y] = \sigma^2 I.$$

*In addition, we assume that  $m/N \rightarrow \pi_1 \in (0, 1)$  and  $n/N \rightarrow \pi_2 \in (0, 1)$  as  $m, n \rightarrow \infty$ . Then the power of the tests based on  $U_{m,n}$ ,  $E_{m,n}$ ,  $T_{CQ}$  and  $T_{WMW}$  are asymptotically the same if we let  $d \rightarrow \infty$  and then  $m, n \rightarrow \infty$ . In other words, let  $\beta_{CvM}$ ,  $\beta_{Energy}$ ,  $\beta_{CQ}$  and  $\beta_{WMW}$  be the power functions of these tests at  $\alpha$  level. Then*

$$\lim_{N \rightarrow \infty} \lim_{d \rightarrow \infty} \beta_{CvM} = \lim_{N \rightarrow \infty} \lim_{d \rightarrow \infty} \beta_{Energy} = \lim_{N \rightarrow \infty} \lim_{d \rightarrow \infty} \beta_{CQ} = \lim_{N \rightarrow \infty} \lim_{d \rightarrow \infty} \beta_{WMW},$$

*and they converge to*

$$\Phi \left( -z_\alpha + \frac{\pi_1 \pi_2}{\sqrt{2} \sigma^2} \psi^2 \right).$$

We would like to point out that the restricted model assumption in (17) is mainly due to technical convenience. We believe that the main result in Theorem 5.1 is still valid under much weaker assumptions supported by our simulations in Section 8 and the supplementary material. Nevertheless, when the moment assumption is violated, the power of these tests can be entirely different. For instance, our simulations in Section 8 further demonstrate that the CQ and (especially) energy tests perform poorly when  $X$  and  $Y$  have Cauchy distributions with different location parameters. In contrast, the CvM and WMW tests maintain robust power against the same Cauchy alternative.

## 6 Connection to the Generalized Energy Distance and MMD

Recall that, under the finite first moment condition, the energy distance is defined with the Euclidean distance. By considering a semimetric space  $(\mathcal{Z}, \rho)$  of negative type, [Sejdinovic et al. \(2013\)](#) generalize the energy distance by

$$E_\rho^2 = 2\mathbb{E}_{X,Y} [\rho(X, Y)] - \mathbb{E}_{X,X'} [\rho(X, X')] - \mathbb{E}_{Y,Y'} [\rho(Y, Y')].$$

They further establish the equivalence between the generalized energy distance and the MMD with a kernel induced by  $\rho(\cdot, \cdot)$ . Given a distance-induced kernel  $k(\cdot, \cdot)$ , the squared MMD is given by

$$\text{MMD}_k^2 = \mathbb{E}_{X,X'} [k(X, X')] + \mathbb{E}_{Y,Y'} [k(Y, Y')] - 2\mathbb{E}_{X,Y} [k(X, Y)].$$

In this section, we will show that the multivariate CvM distance is a member of the generalized energy distance by the use of the angular distance and thus also a member of the MMD. To begin, let  $S_X$  and  $S_Y$  be the support of  $X$  and  $Y$ , respectively and let  $S = S_X \cup S_Y \subseteq \mathbb{R}^d$ . Then we define the *angular distance* as follows:

**Definition 6.1.** Let  $W_*$  be a random vector having mixture distribution  $(1/2)F_X + (1/2)G_Y$ . For  $z, z' \in S$ , denote the scaled angle between  $z - W_*$  and  $z' - W_*$  by

$$\rho_{\text{Angle}}(z, z'; W_*) = \frac{1}{\pi} \Psi(z - W_*, z' - W_*).$$

The angular distance is defined as the expected value of the scaled angle by

$$\rho_{\text{Angle}}(z, z') = \mathbb{E}_{W_*} [\rho_{\text{Angle}}(z, z'; W_*)]. \quad (20)$$

The next lemma shows that  $\rho_{\text{Angle}}$  is a metric of negative type defined on  $S$ .

**Lemma 6.1.** For  $\forall z, z', z'' \in S$  and  $\rho_{\text{Angle}} : S \times S \mapsto [0, \infty)$ , the following conditions are satisfied:

1.  $\rho_{\text{Angle}}(z, z') \geq 0$  and  $\rho_{\text{Angle}}(z, z') = 0$  if and only if  $z = z'$ .
2.  $\rho_{\text{Angle}}(z, z') = \rho_{\text{Angle}}(z', z)$ .
3.  $\rho_{\text{Angle}}(z, z') \leq \rho_{\text{Angle}}(z, z'') + \rho_{\text{Angle}}(z', z'')$ .

In addition, for  $\forall n \geq 2$ ,  $z_1, \dots, z_n \in S$ , and  $\alpha_1, \dots, \alpha_n \in \mathbb{R}$ , with  $\sum_{i=1}^n \alpha_i = 0$ ,

$$\sum_{i=1}^n \sum_{j=1}^n \alpha_i \alpha_j \rho_{\text{Angle}}(z_i, z_j) \leq 0.$$

By the use of the angular distance, we establish the identity between the generalized energy distance and the CvM distance in the next lemma. As a result, we conclude that the multivariate CvM distance is a special case of the generalized energy distance based on the angular distance.

**Lemma 6.2.** *Let us consider the angular distance defined in (20). Then the following identity holds:*

$$W_d^2 = 2\mathbb{E}_{X,Y} [\rho_{Angle}(X, Y)] - \mathbb{E}_{X,X'} [\rho_{Angle}(X, X')] - \mathbb{E}_{Y,Y'} [\rho_{Angle}(Y, Y')].$$

*Proof.* The proof is based on the expression of  $W_d^2$  in Theorem 2.1 and Fubini's theorem; details are omitted.  $\square$

**Remark 6.1.** *The angular distance can be generalized by taking the expectation with respect to a different measure. For instance, when the expectation is taken with respect to the Lebesgue measure  $\nu$ , the generalized angular distance is proportional to the Euclidean distance, i.e.*

$$\mathbb{E}_\nu [\rho_{Angle}(z, z'; \nu)] = \gamma_d \|z - z'\|,$$

where  $\gamma_d$  solely depends on the dimension (see the proof of Lemma 6.1 for more details). The main difference between the Euclidean distance and the proposed distance is that the latter takes into account information from the underlying distribution and is less sensitive to outliers. In this aspect, the introduced angular distance can be viewed as a robust alternative for the Euclidean distance.

## 7 Other Multivariate Extensions via Projection Pursuit

The projection pursuit approach used for the multivariate CvM statistic can be applied to other univariate robust statistics. In this section, we illustrate the utility of the projection pursuit approach by considering several examples including Kendall's tau, the coefficient by Blum et al. (1961) and the sign covariance (Bergsma and Dassios, 2014). We begin by considering one-sample and two-sample robust statistics. Given a pair of random variables  $(X, Y)$ , define  $Z = X - Y$ . The univariate sign test statistic is an estimate of  $\theta_{\text{sign}} := \mathbb{P}(Z > 0) - 1/2$ , and it is used to test whether

$$H_0 : \mathbb{P}(Z > 0) = 1/2 \quad \text{versus} \quad H_1 : \mathbb{P}(Z > 0) \neq 1/2.$$

The projection pursuit technique extends  $\theta_{\text{sign}}$  to a multivariate case as follows:

**Proposition 7.1** (One-sample sign test statistic). *For i.i.d. random vectors  $Z_1, Z_2 \in \mathbb{R}^d$ , the projection pursuit approach generalizes  $\theta_{\text{sign}}$  as*

$$\int_{\mathbb{S}^{d-1}} \left( \mathbb{P}(\beta^\top Z_1 > 0) - \frac{1}{2} \right)^2 d\lambda(\beta) = \frac{1}{4} - \frac{1}{2\pi} \mathbb{E} [\Psi(Z_1, Z_2)]. \quad (21)$$

*Proof.* Given  $\beta \in \mathbb{R}^{d-1}$ , note that

$$\left( \mathbb{P}(\beta^\top Z_1 > 0) - \frac{1}{2} \right)^2 = \frac{1}{4} - \mathbb{E} [I(\beta^\top Z_1 > 0)] + \mathbb{E} [I(\beta^\top Z_1 > 0, \beta^\top Z_2 > 0)].$$



Apply Lemma 2.2 with Fubini's theorem to have

$$\begin{aligned}\mathbb{E} \left[ \int_{\mathbb{S}^{d-1}} I(\beta^\top Z_1 > 0) d\lambda(\beta) \right] &= \frac{1}{2} \\ \mathbb{E} \left[ \int_{\mathbb{S}^{d-1}} I(\beta^\top Z_1 > 0, \beta^\top Z_2 > 0) d\lambda(\beta) \right] &= \frac{1}{2} - \frac{1}{2\pi} \mathbb{E}[\Psi(Z_1, Z_2)].\end{aligned}$$

This completes the proof.  $\square$

Given independent two samples  $\mathcal{X}_m = \{X_1, \dots, X_m\}$  and  $\mathcal{Y}_n = \{Y_1, \dots, Y_n\}$ , Wilcoxon-Mann-Whitney test is aim to distinguish

$$H_0 : \mathbb{P}(X > Y) = \frac{1}{2} \quad \text{versus} \quad H_1 : \mathbb{P}(X > Y) \neq \frac{1}{2}.$$

Its test statistic is based on an estimate of  $\theta_{\text{WMW}} := \mathbb{P}(X > Y) - 1/2$ . The next proposition extends  $\theta_{\text{WMW}}$  to a multivariate case via projection pursuit.

**Proposition 7.2** (Two-sample Wilcoxon-Mann-Whitney test statistic). *Let  $X_1, X_2 \stackrel{i.i.d.}{\sim} F_X$  and  $Y_1, Y_2 \stackrel{i.i.d.}{\sim} G_Y$ . The projection pursuit approach generalizes  $\theta_{\text{WMW}}$  as*

$$\int_{\mathbb{S}^{d-1}} \left( \mathbb{P}(\beta^\top X > \beta^\top Y) - \frac{1}{2} \right)^2 d\lambda(\beta) = \frac{1}{4} - \frac{1}{2\pi} \mathbb{E}[\Psi(X_1 - Y_1, X_2 - Y_2)]. \quad (22)$$

*Proof.* The result follows by replacing  $Z_1, Z_2$  with  $X_1 - Y_1, X_2 - Y_2$  in Proposition 7.1.  $\square$

**Remark 7.1.** *The first order Taylor approximation of the arccosine function shows that the representations given in the right-side of (21) and (22) are related to the spatial sign-statistics introduced by Wang et al. (2015) and Chakraborty and Chaudhuri (2017), respectively. We believe, however, that our projection pursuit-type statistics — which can be viewed as the average of univariate statistics based on projected random variables — is more intuitive to understand.*

The same technique can be further applied to some robust statistics for independence testing. To test for independence between two random variables, Kendall's tau statistic is defined as an estimate of  $\tau = 4\mathbb{P}(X_1 < X_2, Y_1 < Y_2) - 1$ . We present a multivariate extension of  $\tau$  as follows:

**Theorem 7.1** (Kendall's tau). *For given i.i.d. pairs of random vectors  $(X_1, Y_1), \dots, (X_4, Y_4) \in \mathbb{R}^{p \times q}$ , the multivariate extension of  $\tau$  using projection pursuit is given by*

$$\begin{aligned}& \int_{\mathbb{S}^{p-1}} \int_{\mathbb{S}^{q-1}} \left[ 4\mathbb{P}(\alpha^\top (X_1 - X_2) < 0, \beta^\top (Y_1 - Y_2) < 0) - 1 \right]^2 d\lambda(\alpha) d\lambda(\beta) \\ &= \mathbb{E} \left[ \left( 2 - \frac{2}{\pi} \Psi(X_1 - X_2, X_3 - X_4) \right) \left( 2 - \frac{2}{\pi} \Psi(Y_1 - Y_2, Y_3 - Y_4) \right) \right] - 1.\end{aligned}$$

Kendall's tau has been frequently used in practice due to its robustness, simplicity and interpretability. Nonetheless, the main limitation of Kendall's tau is that it can be zero even when there exists a certain association between random variables. There have been alternative approaches to resolve this issue in the literature. For a multivariate case, Zhu et al. (2017)

extend Hoeffding's coefficient (Hoeffding, 1948) via projection pursuit. Specifically, they define the projection correlation between  $X \in \mathbb{R}^p$  and  $Y \in \mathbb{R}^q$  as

$$\int_{\mathbb{S}^{p-1}} \int_{\mathbb{S}^{q-1}} \int_{\mathbb{R}^2} [F_{\alpha^\top X, \beta^\top Y}(u, v) - F_{\alpha^\top X}(u)F_{\beta^\top Y}(v)]^2 d\omega_1(u, v, \alpha, \beta), \quad (23)$$

where  $d\omega_1(u, v, \alpha, \beta) = dF_{\alpha^\top X, \beta^\top Y}(u, v)d\lambda(\alpha)d\lambda(\beta)$ . Although the projection correlation is more broadly sensitive than Kendall's tau is in detecting dependence among random variables, it can still be zero even when  $X$  and  $Y$  are dependent. A counterexample for the univariate case can be found in Hoeffding (1948).

On the other hand, the coefficient introduced by Blum et al. (1961) overcomes this issue by replacing  $dF_{X,Y}$  with  $dF_X dF_Y$ . The univariate Blum-Kiefer-Rosenblatt (BKR) coefficient (Blum et al., 1961) is defined by

$$\int_{\mathbb{R}^2} [F_{XY}(u, v) - F_X(u)F_Y(v)]^2 dF_X(u)dF_Y(v).$$

The BKR coefficient can also be generalized in a multivariate space via projection pursuit.

**Theorem 7.2** (Blum–Kiefer–Rosenblatt (BKR) coefficient). *Let us consider weight function  $d\omega_2(u, v, \alpha, \beta) = dF_{\alpha^\top X}(u)dF_{\beta^\top Y}(v)d\lambda(\alpha)d\lambda(\beta)$ . For i.i.d.  $(X_1, Y_1), \dots, (X_6, Y_6)$ , the univariate BKR coefficient can be extended to a multivariate case by*

$$\begin{aligned} & \int_{\mathbb{S}^{p-1}} \int_{\mathbb{S}^{q-1}} \int_{\mathbb{R}^2} [F_{\alpha^\top X, \beta^\top Y}(u, v) - F_{\alpha^\top X}(u)F_{\beta^\top Y}(v)]^2 d\omega_2(u, v, \alpha, \beta) \\ &= \mathbb{E} \left[ \left( \frac{1}{2} - \frac{1}{2\pi} \Psi(X_1 - X_3, X_2 - X_3) \right) \left( \frac{1}{2} - \frac{1}{2\pi} \Psi(Y_1 - Y_4, Y_2 - Y_4) \right) \right] \\ &+ \mathbb{E} \left[ \left( \frac{1}{2} - \frac{1}{2\pi} \Psi(X_1 - X_5, X_2 - X_5) \right) \left( \frac{1}{2} - \frac{1}{2\pi} \Psi(Y_3 - Y_6, Y_4 - Y_6) \right) \right] \\ &- 2\mathbb{E} \left[ \left( \frac{1}{2} - \frac{1}{2\pi} \Psi(X_1 - X_4, X_2 - X_4) \right) \left( \frac{1}{2} - \frac{1}{2\pi} \Psi(Y_1 - Y_5, Y_3 - Y_5) \right) \right]. \end{aligned}$$

Recently, Bergsma and Dassios (2014) introduce a modification of Kendall's tau, which is zero if and only if random variables are independent. Let  $\tau^*$  denote Bergsma-Dassios sign covariance. The univariate  $\tau^*$  is given by

$$\tau^* = \mathbb{E} [a_{\text{sign}}(X_1, X_2, X_3, X_4)a_{\text{sign}}(Y_1, Y_2, Y_3, Y_4)], \quad (24)$$

with  $a_{\text{sign}}(z_1, z_2, z_3, z_4) = \text{sign}(|z_1 - z_2| + |z_3 - z_4| - |z_1 - z_3| - |z_2 - z_4|)$ . Motivated by the projection pursuit approach, we propose the multivariate  $\tau^*$  as follows:

**Definition 7.1** (Multivariate  $\tau^*$ ). *Suppose  $(X_1, Y_1), \dots, (X_4, Y_4)$  are i.i.d. random vectors from a joint distribution  $F_{XY}$  where  $X \in \mathbb{R}^p$  and  $Y \in \mathbb{R}^q$ . We define the multivariate  $\tau^*$  by*

$$\begin{aligned} \tau_{p,q}^* &= \int_{\mathbb{S}^{p-1}} \int_{\mathbb{S}^{q-1}} \mathbb{E} [a_{\text{sign}}(\alpha^\top X_1, \alpha^\top X_2, \alpha^\top X_3, \alpha^\top X_4) \\ &\quad \times a_{\text{sign}}(\beta^\top Y_1, \beta^\top Y_2, \beta^\top Y_3, \beta^\top Y_4)] d\lambda(\alpha)d\lambda(\beta). \end{aligned}$$

Since the kernel of  $\tau^*$  is sign-invariant, i.e.

$$a_{\text{sign}}(z_1, z_2, z_3, z_4) = a_{\text{sign}}(-z_1, -z_2, -z_3, -z_4),$$

it is easy to see that  $\tau_{p,q}^*$  becomes the univariate  $\tau^*$  when  $p = q = 1$ . Also, note that since  $X$  and  $Y$  are independent if and only if  $\alpha^\top X$  and  $\beta^\top Y$  are independent for all  $\alpha \in \mathbb{S}^{p-1}$  and  $\beta^\top \in \mathbb{S}^{q-1}$ , the characteristic property of  $\tau_{p,q}^*$  follows by that of the univariate  $\tau^*$ .

To have an expression for  $\tau_{p,q}^*$  without requiring integration over the unit sphere, we first generalize Lemma 2.2 with three indicator functions presented in Lemma 7.1. Then based on this result, we provide an alternative expression for  $\tau_{p,q}^*$  in Theorem 7.3.

**Lemma 7.1.** *For arbitrary vectors  $U_1, U_2, U_3 \in \mathbb{R}^d$ , the following identity holds*

$$\begin{aligned} & \int_{\mathbb{S}^{d-1}} I(\beta^\top U_1 \leq 0) I(\beta^\top U_2 \leq 0) I(\beta^\top U_3 \leq 0) d\lambda(\beta) \\ &= \frac{1}{2} - \frac{1}{4\pi} [\Psi(U_1, U_2) + \Psi(U_1, U_3) + \Psi(U_2, U_3)]. \end{aligned}$$

For  $U_1, U_2, U_3 \in \mathbb{R}^d$ , define  $g_d(U_1, U_2, U_3)$  and  $h_d(Z_1, Z_2, Z_3, Z_4)$  by

$$g_d(U_1, U_2, U_3) = \frac{1}{2} - \frac{1}{4\pi} [\Psi(U_1, U_2) + \Psi(U_1, U_3) + \Psi(U_2, U_3)]$$

and

$$\begin{aligned} & h_d(Z_1, Z_2, Z_3, Z_4) \\ &= g_d(Z_1 - Z_2, Z_2 - Z_3, Z_3 - Z_4) + g_d(Z_2 - Z_1, Z_1 - Z_3, Z_3 - Z_4) \\ &+ g_d(Z_1 - Z_2, Z_2 - Z_4, Z_4 - Z_3) + g_d(Z_2 - Z_1, Z_1 - Z_4, Z_4 - Z_3). \end{aligned}$$

Based on the kernel  $h_d$ , we present an alternative expression for  $\tau_{p,q}^*$  as follows:

**Theorem 7.3.** *For i.i.d. random vectors  $(X_1, Y_1), \dots, (X_4, Y_4)$  from a joint distribution  $F_{XY}$  where  $X \in \mathbb{R}^p$  and  $Y \in \mathbb{R}^q$ ,  $\tau_{p,q}^*$  can be written as*

$$\begin{aligned} \tau_{p,q}^* &= \mathbb{E}[h_p(X_1, X_2, X_3, X_4) h_q(Y_1, Y_2, Y_3, Y_4)] \\ &+ \mathbb{E}[h_p(X_1, X_2, X_3, X_4) h_q(Y_3, Y_4, Y_1, Y_2)] \\ &- 2\mathbb{E}[h_p(X_1, X_2, X_3, X_4) h_q(Y_1, Y_3, Y_2, Y_4)]. \end{aligned}$$

Theorem 7.3 leads to a straightforward empirical estimate of  $\tau_{p,q}^*$  based on a  $U$ - or  $V$ -statistic. This is also true for the other multivariate generalizations introduced in this section. Using these estimates, some theoretical and empirical properties of the proposed measures can be further investigated. These topics are reserved for future work.

**Remark 7.2.** *In order to estimate the projection correlation and the multivariate BKR coefficient, one needs at least five and six independent pairs of samples, respectively. On the other hand, an estimate of  $\tau_{p,q}^*$  requires four independent pairs of samples; thereby  $\tau_{p,q}^*$  has a computational advantage over the other robust measure of independence.*

**Remark 7.3.** *Dhar et al. (2016) highlight the robustness of the univariate  $\tau^*$  and contrasted it to the non-robustness of the distance covariance (Székely et al., 2007). One can similarly show that the multivariate  $\tau_{p,q}^*$  also retains the robustness in terms of the maximum bias functional considered in Dhar et al. (2016).*

## 8 Simulations

In this section, we present some simulation examples to support the argument in Section 5 as well as to illustrate the finite sample performance of the proposed tests. Throughout our experiments, the significance level was set at 0.05 and the permutation procedure was used to set up the critical value. Since the computational costs of  $U$ -statistics together with permutation tests are expensive for large  $n$  and  $d$ , we set the sample size and the dimension relatively small by  $m = n = 20$  and  $d = 200$ , but which are sufficient to emphasize our claim. First, we consider several examples where the power of the considered tests in Section 5 are approximately equivalent to each other. Here we use multivariate normal distributions with different means

$$\begin{aligned} \mu^{(0)} &= (0, \dots, 0)^\top, \quad \mu^{(1)} = (0.1, \dots, 0.1)^\top \quad \text{and} \\ \mu^{(2)} &= \sqrt{2}(\underbrace{0.1, \dots, 0.1}_{d/2 \text{ elements}}, \underbrace{0, \dots, 0}_{d/2 \text{ elements}})^\top \end{aligned}$$

and covariance matrices:

1. Identity matrix (denoted by  $I$ ) where  $\sigma_{i,i} = 1$  and  $\sigma_{i,j} = 0$  for  $i \neq j$ .
2. Banded matrix (denoted by  $\Sigma_{Band}$ ) where  $\sigma_{i,i} = 1$ ,  $\sigma_{i,j} = 0.6$  for  $|i - j| = 1$ ,  $\sigma_{i,j} = 0.3$  for  $|i - j| = 2$  and  $\sigma_{i,j} = 0$  otherwise.
3. Autocorrelation matrix (denoted by  $\Sigma_{Auto}$ ) where  $\sigma_{i,i} = 1$  and  $\sigma_{i,j} = 0.2^{|i-j|}$  when  $i \neq j$ .
4. Block diagonal matrix (denoted by  $\Sigma_{Block}$ ) where the  $5 \times 5$  main diagonal blocks  $\mathbf{A}$  are defined by  $a_{i,i} = 1$  and  $a_{i,j} = 0.2$  when  $i \neq j$ , and the off-diagonal blocks are zeros.

Then we generate random samples from  $X \sim N(\mu^{(0)}, \Sigma)$  and either  $Y \sim N(\mu^{(1)}, \Sigma)$  or  $Y \sim N(\mu^{(2)}, \Sigma)$ . The results are summarized in Table 2. As we expected, the empirical power of the considered tests are close when the moment assumptions are met and the covariates are independent or weakly dependent. More empirical evidence can be found in the supplementary material.

Table 2: Empirical power of the considered tests against the normal location models at  $\alpha = 0.05$ .

methods	$I$		$\Sigma_{Band}$		$\Sigma_{Auto}$		$\Sigma_{Block}$	
	$\mu^{(1)}$	$\mu^{(2)}$	$\mu^{(1)}$	$\mu^{(2)}$	$\mu^{(1)}$	$\mu^{(2)}$	$\mu^{(1)}$	$\mu^{(2)}$
CvM	0.251	0.271	0.266	0.191	0.246	0.241	0.257	0.251
Energy	0.246	0.261	0.261	0.191	0.246	0.241	0.257	0.251
CQ	0.256	0.251	0.251	0.196	0.256	0.241	0.276	0.256
WMW	0.241	0.266	0.261	0.196	0.246	0.236	0.267	0.261

In our second experiment, we consider several examples where the moment conditions are not satisfied. Simply, we focus on random samples generated from multivariate Cauchy distributions. Let  $\text{Cauchy}(\gamma, s)$  denote the univariate Cauchy distribution where  $\gamma, s$  are the location parameter and the scale parameter, respectively. Let  $X = (X^{(1)}, \dots, X^{(d)})$  and  $Y = (Y^{(1)}, \dots, Y^{(d)})$  be random vectors where  $X^{(i)} \stackrel{i.i.d.}{\sim} \text{Cauchy}(0, 1)$  and  $Y^{(i)} \stackrel{i.i.d.}{\sim} \text{Cauchy}(\gamma, s)$  for  $i = 1, \dots, d$ . We first consider location differences where  $\gamma$  is not zero but the scale parameters are identical, i.e.  $s = 1$ . Similarly, we consider scale differences where the scale parameter  $s$  changes, but the location parameters are identical, i.e.  $\gamma = 0$ . We also report

Table 3: Empirical power of the considered tests against multivariate Cauchy distributions at  $\alpha = 0.05$  where  $\gamma, s$  represent the location and scale parameter, respectively.

	$\gamma$	$s$	CvM	Energy	CQ	WMW	MMD	NN
Location	2	1	0.146	0.075	0.136	0.296	0.101	0.281
	3	1	0.231	0.065	0.246	0.643	0.101	0.683
	4	1	0.593	0.136	0.322	0.915	0.161	0.869
	5	1	0.874	0.131	0.442	0.985	0.171	0.970
Scale	0	2	0.628	0.342	0.070	0.090	0.492	0.221
	0	3	0.940	0.678	0.060	0.060	0.794	0.211
	0	4	0.990	0.844	0.055	0.055	0.945	0.196
	0	5	1.000	0.859	0.090	0.106	0.970	0.241

the power results based on the Gaussian MMD with the median heuristic (Gretton et al., 2012) and  $k$ -NN with  $k = 3$  (Schilling, 1986) as reference points. These tests are denoted by MMD and NN, respectively. From the results presented in Table 3, we can see that, unlike the multivariate normal cases, there are significant differences between power performance among CvM, Energy, CQ and WMW tests. In particular, the tests based on the Energy and CQ statistics have relatively low power against the heavy-tail location alternatives, whereas the tests based on the CvM and WMW statistics show better performance than the others. Turning to the scale problems, it can be seen that the CQ and WMW tests have no power to detect scale differences, which makes sense because they are specifically designed for location problems. On the other hand, the CvM and Energy tests are reasonably sensitive to these alternatives. Among the omnibus tests, the MMD test shows a good performance against the scale differences, but not against the location differences. The NN test outperforms the other omnibus tests against the location alternatives; however, it has low power against the scale alternatives. In summary, the overall ranks among the omnibus tests against the Cauchy alternatives are

1. Cauchy location:  $\text{NN} \succ \text{CvM} \succ \text{MMD} \succ \text{Energy}$ .
2. Cauchy scale:  $\text{CvM} \succ \text{MMD} \succ \text{Energy} \succ \text{NN}$ .

## 9 Concluding Remarks

In this work, we extended the univariate Cramér-von Mises statistic for two-sample testing to the multivariate case using projection pursuit. The proposed statistics have straightforward calculation formulas in arbitrary dimensions and the resulting tests have good properties. Throughout this paper, we demonstrated their robustness, minimax optimality and high-dimensional power properties. In addition, we applied the same projection technique to other robust statistics and presented their multivariate extensions.

Beyond nonparametric testing problems, we believe that our approach can be used for other problems. For example, our work can be viewed as an application of the angular distance to the two-sample problem. The angular distance is closely connected to the Euclidean distance (Remark 6.1) but is more robust to outliers by incorporating information from the underlying distribution. Given that the use of distances is of fundamental importance in many statistical applications (including clustering, classification and regression), we expect that the

angular distance can be applied to other statistical problems as a robust alternative for the Euclidean distance.

## References

- Anderson, N. H., Hall, P., and Titterton, D. M. (1994). Two-sample test statistics for measuring discrepancies between two multivariate probability density functions using kernel-based density estimates. *Journal of Multivariate Analysis*, 50(1):41–54.
- Anderson, T. W. (1962). On the distribution of the two-sample cramer-von mises criterion. *The Annals of Mathematical Statistics*, pages 1148–1159.
- Bai, Z. and Saranadasa, H. (1996). Effect of high dimension: by an example of a two sample problem. *Statistica Sinica*, pages 311–329.
- Baraud, Y. (2002). Non-asymptotic minimax rates of testing in signal detection. *Bernoulli*, 8(5):577–606.
- Baringhaus, L. and Franz, C. (2004). On a new multivariate two-sample test. *Journal of Multivariate Analysis*, 88(1):190–206.
- Baringhaus, L. and Henze, N. (2017). Cramér–von mises distance: probabilistic interpretation, confidence intervals, and neighbourhood-of-model validation. *Journal of Nonparametric Statistics*, 29(2):167–188.
- Bergsma, W. and Dassios, A. (2014). A consistent test of independence based on a sign covariance related to kendall’s tau. *Bernoulli*, 20(2):1006–1028.
- Bhat, B. V. (1995). *Theory of U-statistics and its applications*. PhD thesis, Karnatak University.
- Blum, J. R., Kiefer, J., and Rosenblatt, M. (1961). Distribution free tests of independence based on the sample distribution function. *The Annals of Mathematical Statistics*, pages 485–498.
- Bogomolny, E., Bohigas, O., and Schmit, C. (2007). Distance matrices and isometric embeddings. *arXiv preprint arXiv:0710.2063*.
- Chakraborty, A. and Chaudhuri, P. (2017). Tests for high-dimensional data based on means, spatial signs and spatial ranks. *The Annals of Statistics*, 45(2):771–799.
- Chen, H. and Friedman, J. H. (2017). A new graph-based two-sample test for multivariate and object data. *Journal of the American Statistical Association*, 112(517):397–409.
- Chen, S. X. and Qin, Y.-L. (2010). A two-sample test for high-dimensional data with applications to gene-set testing. *The Annals of Statistics*, pages 808–835.
- Chung, E. and Romano, J. P. (2016). Asymptotically valid and exact permutation tests based on two-sample u-statistics. *Journal of Statistical Planning and Inference*, 168:97–105.
- Cui, H. (2002). Average projection type weighted cramer-von mises statistics for testing some distributions. *Science in China Series A: Mathematics*, 45(5):562–577.

- Dhar, S. S., Dassios, A., and Bergsma, W. (2016). A study of the power and robustness of a new test for independence against contiguous alternatives. *Electronic Journal of Statistics*, 10(1):330–351.
- Escanciano, J. C. (2006). A consistent diagnostic test for regression models using projections. *Econometric Theory*, 22(6):1030–1051.
- Friedman, J. H. and Rafsky, L. C. (1979). Multivariate generalizations of the wald-wolfowitz and smirnov two-sample tests. *The Annals of Statistics*, pages 697–717.
- Giné, E. and Nickl, R. (2009). An exponential inequality for the distribution function of the kernel density estimator, with applications to adaptive estimation. *Probability Theory and Related Fields*, 143(3-4):569–596.
- Gretton, A., Borgwardt, K. M., Rasch, M. J., Schölkopf, B., and Smola, A. (2012). A kernel two-sample test. *Journal of Machine Learning Research*, 13(Mar):723–773.
- Henze, N. (1988). A multivariate two-sample test based on the number of nearest neighbor type coincidences. *The Annals of Statistics*, pages 772–783.
- Hoeffding, W. (1948). A non-parametric test of independence. *The Annals of Mathematical Statistics*, pages 546–557.
- Hoeffding, W. (1952). The large-sample power of tests based on permutations of observations. *The Annals of Mathematical Statistics*, pages 169–192.
- Lee, J. (1990). U-statistics: Theory and practice.
- Lehmann, E. L. (1951). Consistency and unbiasedness of certain nonparametric tests. *The Annals of Mathematical Statistics*, pages 165–179.
- Liu, R. Y. (2006). *Data depth: robust multivariate analysis, computational geometry, and applications*, volume 72. American Mathematical Soc.
- McDiarmid, C. (1989). On the method of bounded differences. *Surveys in combinatorics*, 141(1):148–188.
- Mondal, P. K., Biswas, M., and Ghosh, A. K. (2015). On high dimensional two-sample tests based on nearest neighbors. *Journal of Multivariate Analysis*, 141:168–178.
- Oja, H. (2010). *Multivariate nonparametric methods with R: an approach based on spatial signs and ranks*. Springer Science & Business Media.
- Ramdas, A., Reddi, S. J., Poczos, B., Singh, A., and Wasserman, L. (2015). Adaptivity and computation-statistics tradeoffs for kernel and distance based high dimensional two sample testing. *arXiv preprint arXiv:1508.00655*.
- Schilling, M. F. (1986). Multivariate two-sample tests based on nearest neighbors. *Journal of the American Statistical Association*, 81(395):799–806.
- Sejdinovic, D., Sriperumbudur, B., Gretton, A., and Fukumizu, K. (2013). Equivalence of distance-based and RKHS-based statistics in hypothesis testing. *The Annals of Statistics*, pages 2263–2291.

- Serfling, R. J. (2009). *Approximation theorems of mathematical statistics*, volume 162. John Wiley & Sons.
- Székely, G. J. and Rizzo, M. L. (2004). Testing for equal distributions in high dimension. *InterStat*, 5(16.10).
- Székely, G. J. and Rizzo, M. L. (2013). Energy statistics: A class of statistics based on distances. *Journal of Statistical Planning and Inference*, 143(8):1249–1272.
- Székely, G. J., Rizzo, M. L., and Bakirov, N. K. (2007). Measuring and testing dependence by correlation of distances. *The Annals of Statistics*, 35(6):2769–2794.
- Thas, O. (2010). *Comparing distributions*. Springer.
- Wang, L., Peng, B., and Li, R. (2015). A high-dimensional nonparametric multivariate test for mean vector. *Journal of the American Statistical Association*, 110(512):1658–1669.
- Zhou, W.-X., Zheng, C., and Zhang, Z. (2017). Two-sample smooth tests for the equality of distributions. *Bernoulli*, 23(2):951–989.
- Zhu, L., Xu, K., Li, R., and Zhong, W. (2017). Projection correlation between two random vectors. *Biometrika*.
- Zhu, L.-X., Fang, K.-T., and Bhatti, M. I. (1997). On estimated projection pursuit-type cramer–von mises statistics. *Journal of Multivariate Analysis*, 63(1):1–14.



## A Permutation Tests

Permutation tests are among the most widely used conditional procedures of nonparametric inference. An essential feature of the permutation tests is that they are guaranteed to obtain an *exact* rejection probability whenever the exchangeability condition is satisfied under  $H_0$ . However, except for the finite sample exactness, there has been little theory for permutation tests. The goal here is to enhance our understanding of permutation tests for the two-sample problem. Specifically, we establish fairly general conditions under which the permutation distribution is asymptotically equivalent to the corresponding unconditional null distribution based on a  $U$ -statistic. Thereby, under the given conditions, both the permutation and unconditional tests have the same asymptotic power (see Corollary 2.1).

To distinguish between  $H_0$  and  $H_1$  in (1), consider a symmetric kernel  $h(X_1, \dots, X_r; Y_1, \dots, Y_r)$  of degree  $(r, r)$  such that

$$\begin{aligned}\mathbb{E}[h(X_1, \dots, X_r; Y_1, \dots, Y_r)] &= \theta, \\ \mathbb{E}[\{h(X_1, \dots, X_r; Y_1, \dots, Y_r)\}^2] &< \infty.\end{aligned}\tag{25}$$

Let  $U_{m,n}$  be the corresponding  $U$ -statistic:

$$U_{m,n} = \frac{1}{(m)_r(n)_r} \sum_{\alpha \in \mathbf{A}_m} \sum_{\beta \in \mathbf{B}_n} h(X_{\alpha_1}, \dots, X_{\alpha_r}; Y_{\beta_1}, \dots, Y_{\beta_r}),$$

where  $\mathbf{A}_m$  and  $\mathbf{B}_n$  denote the set of all subsets that consist of  $r$  unique elements from  $\{1, \dots, m\}$  and  $\{1, \dots, n\}$ , respectively.

Let  $h_{c,d}(x_1, \dots, x_c; y_1, \dots, y_d)$  be the conditional expectation given by

$$\mathbb{E}[h(x_1, \dots, x_c, X_{c+1}, \dots, X_r; y_1, \dots, y_d, Y_{d+1}, \dots, Y_r)].$$

Further define

$$\begin{aligned}\tilde{h}_{c,d}(x_1, \dots, x_c; y_1, \dots, y_d) &:= h_{c,d}(x_1, \dots, x_c; y_1, \dots, y_d) - \theta \text{ and} \\ \xi_{c,d} &= \mathbb{V}[h_{c,d}(X_1, \dots, X_c; Y_1, \dots, Y_d)] := \mathbb{E}[\{\tilde{h}_{c,d}(X_1, \dots, X_c; Y_1, \dots, Y_d)\}^2],\end{aligned}$$

where  $\xi_{0,0} = 0$ . We say the kernel  $h$  is non-degenerate if both  $\xi_{0,1}$  and  $\xi_{1,0}$  are positive, and degenerate if  $\xi_{0,1} = \xi_{1,0} = 0$ .

It is well-known that a  $U$ -statistic has different limiting behaviors depending on the existence of degeneracy (see e.g. Lee, 1990). When the kernel is non-degenerate, Chung and Romano (2016) provide a sufficient condition under which the permutation distribution approximates the unconditional distribution of  $U_{m,n}$ . Their condition is basically equivalent to

$$h_{1,0}(z) = -h_{0,1}(z),\tag{26}$$

so that the  $U$ -statistic is approximated by a linear-statistic:

$$\sqrt{N}(U_{m,n} - \mathbb{E}[U_{m,n}]) = \sqrt{N} \left( \frac{r}{m} \sum_{i=1}^m h_{1,0}(X_i) - \frac{r}{n} \sum_{j=1}^n h_{1,0}(Y_j) \right) + o_P(1).$$

Then the desired result follows by Theorem 3.2 of [Hoeffding \(1952\)](#) and the central limit theorem. The goal of this section is to develop a similar result for a degenerate  $U$ -statistic including the proposed CvM statistic as an example.

To begin, consider the centered  $U$ -statistic multiplied by  $N = m + n$ :

$$\tilde{U}_{m,n}(X_1, \dots, X_m; Y_1, \dots, Y_n) = N(U_{m,n} - \mathbb{E}_0[U_{m,n}]).$$

Let  $\{Z_1, \dots, Z_{m+n}\} = \{X_1, \dots, X_m; Y_1, \dots, Y_n\}$ . Then denote the permutation distribution of  $\tilde{U}_{m,n}$  given by

$$\hat{R}_{m,n}(t) = \frac{1}{N!} \sum_{\pi \in G_N} I\{\tilde{U}_{m,n}(Z_{\pi_1}, \dots, Z_{\pi_N}) \leq t\},$$

where  $G_N$  is the set of all permutations among  $\{1, \dots, N\}$ . Also, let  $R(t)$  be the unconditional limiting distribution of  $\tilde{U}_{m,n}$ . Then we present the following Theorem.

**Theorem A.1.** *Suppose the kernel  $h$  is degenerate under  $H_0$  and satisfies*

$$\text{Condition 1. } h_{0,2}(z_1, z_2) = h_{2,0}(z_1, z_2) \text{ and } h_{1,1}(z_1, z_2) = \frac{1-r}{r} h_{0,2}(z_1, z_2)$$

$$\text{Condition 2. } \xi_{0,1} = \xi_{1,0} = 0 \text{ and } \xi_{0,2}, \xi_{2,0}, \xi_{1,1} > 0.$$

$$\text{Condition 3. } m/N \rightarrow \pi_1 \text{ and } n/N \rightarrow \pi_2 \text{ as } N \rightarrow \infty.$$

*Then under the moment condition in (25),*

$$\sup_{t \in \mathbb{R}} \left| \hat{R}_{m,n}(t) - R(t) \right| \xrightarrow{p} 0.$$

*Proof.* The proof can be found in the supplementary material. □

**Example A.1** (The kernel MMD in [Gretton et al. \(2012\)](#)). *Given a symmetric kernel  $k(\cdot, \cdot)$ , consider  $h(x_1, x_2; y_1, y_2)$  defined by*

$$\begin{aligned} h(x_1, x_2; y_1, y_2) := & k(x_1, x_2) + k(y_1, y_2) \\ & - \frac{1}{2} \left\{ k(x_1, y_1) + k(x_1, y_2) + k(x_2, y_1) + k(x_2, y_2) \right\}. \end{aligned}$$

*Then the square of the MMD is*

$$\text{MMD}_k^2(F_X, G_Y) = \mathbb{E}_{X, X', Y, Y'} [h(X, X'; Y, Y')],$$

where  $X, X' \stackrel{i.i.d.}{\sim} F_X$  and  $Y, Y' \stackrel{i.i.d.}{\sim} G_Y$ . Now,  $h(x_1, x_2; y_1, y_2)$  satisfies the conditions in Theorem A.1 with  $r = 2$ ;

- $h_{0,1}(x) = h_{1,0}(y) = 0$  for all  $x$  and  $y$  almost surely
- $h_{0,2}(z_1, z_2) = h_{2,0}(z_1, z_2) = -2h_{1,1}(z_1, z_2)$ .

*As a result, the permutation distribution of the MMD based on the  $U$ -statistic is asymptotically equivalent to the corresponding unconditional distribution with additional conditions that  $m/N \rightarrow \pi_1$  and  $n/N \rightarrow \pi_2$  as  $N \rightarrow \infty$ , and  $\mathbb{E}[h^2] < \infty$ .*

## B Proofs

### B.1 Proof of Lemma 2.1

From the definition of  $W_d^2$ , it is clear to see that  $W_d^2 \geq 0$  and it becomes zero if  $F_X = G_Y$ . For the other direction, we will show that if  $W_d^2 = 0$ , then  $X$  and  $Y$  have the same characteristic function:

$$\mathbb{E}_X \left[ e^{it\beta^\top X} \right] = \mathbb{E}_Y \left[ e^{it\beta^\top Y} \right] \quad \text{for all } (\beta, t) \in \mathbb{S}^{d-1} \times \mathbb{R},$$

which implies  $F_X = G_Y$ .

#### 1. Univariate case

We begin with the univariate case. Suppose that  $X$  and  $Y$  are univariate random variables. We claim that the univariate CvM distance has the characteristic property:

$$W^2 = \int_{\mathbb{R}} (F_X(t) - G_Y(t))^2 d(F_X(t)/2 + G_Y(t)/2) = 0$$

if and only if  $F_X(t) = G_Y(t)$  for all  $t \in \mathbb{R}$ . Define  $E$  to be the smallest set  $E \subseteq \mathbb{R}$  such that

$$\int_E dF_X = \int_E dG_Y = 1.$$

Since  $\mathbb{P}(X \in E^c) = \mathbb{P}(Y \in E^c) = 0$ , we only need to show that  $W^2 = 0$  implies  $F_X(t) = G_Y(t)$  for all  $t \in E$ . Suppose there exists  $t_0 \in E$  such that  $F_X(t_0) \neq G_Y(t_0)$ . Suppose further that either  $F_X$  or  $G_Y$  is discontinuous at  $t_0$ . Then, there is a nonzero probability mass at  $t_0$  and thus  $W^2 > 0$ . This contradicts the assumption. Next, suppose that both  $F_X$  and  $G_Y$  are continuous at  $t_0$ . Then  $W^2 > 0$  follows similarly from Lemma 4.1 of [Lehmann \(1951\)](#). Therefore, we conclude that  $W^2 = 0$  implies that  $X$  and  $Y$  have the same distribution.

#### 2. Multivariate case

Recall that  $\lambda(\cdot)$  is the uniform measure on  $\mathbb{S}^{d-1}$ . From the characteristic property of the univariate CvM distance,  $W_d^2 = 0$  implies that  $\beta^\top X$  and  $\beta^\top Y$  are identically distributed for  $\lambda$ -almost all  $\beta \in \mathbb{S}^{d-1}$ . Now, by the continuity of the characteristic function, we conclude that

$$\mathbb{E}_X \left[ e^{it\beta^\top X} \right] = \mathbb{E}_Y \left[ e^{it\beta^\top Y} \right] \quad \text{for all } (\beta, t) \in \mathbb{S}^{d-1} \times \mathbb{R}.$$

### B.2 Proof of Theorem 2.1

The key ingredient of the proof is Lemma 2.2 originally provided in [Escanciano \(2006\)](#). In the original paper, the integration was with respect to  $d\beta$  rather than  $d\lambda(\beta)$ :

$$\int_{\mathbb{S}^{d-1}} I(\beta^\top U_1 \leq 0) I(\beta^\top U_2 \leq 0) d\beta = c(d) \left\{ \pi - \arccos \left( \frac{U_1^\top U_2}{\|U_1\| \|U_2\|} \right) \right\},$$

where  $c(d) = \pi^{d/2-1}/\Gamma(d/2)$  as corrected in [Zhu et al. \(2017\)](#). Our expression in Lemma 2.2 follows by the fact that the area of the surface of the  $d$ -dimensional unit ball is  $2\pi^{d/2}/\Gamma(d/2)$ .

We start with a general case and then simplify the expression when  $F_X$  and  $G_Y$  are continuous.

## 1. General case

Recall that

$$\begin{aligned}
W_d^2 &= \int_{\mathbb{S}^{d-1}} \int_{\mathbb{R}} (F_{\beta^\top X}(t) - G_{\beta^\top Y}(t))^2 dw_\beta(t) d\lambda(\beta) \\
&= \underbrace{\mathbb{E}_{\beta, W_*} \left[ \left( F_{\beta^\top X}(\beta^\top W_*) \right)^2 \right]}_{(I)} + \underbrace{\mathbb{E}_{\beta, W_*} \left[ \left( G_{\beta^\top Y}(\beta^\top W_*) \right)^2 \right]}_{(II)} \\
&\quad - \underbrace{2 \mathbb{E}_{\beta, W_*} \left[ F_{\beta^\top X}(\beta^\top W_*) G_{\beta^\top Y}(\beta^\top W_*) \right]}_{(III)},
\end{aligned}$$

where  $W_* \sim 1/2F_X + 1/2G_Y$ . By the Fubini's theorem and the definition of  $W_*$ , the first term (I) has the identity

$$\begin{aligned}
(I) &= \mathbb{E}_{\beta, W_*, X, X'} \left[ I(\beta^\top X \leq \beta^\top W_*, \beta^\top X' \leq \beta^\top W_*) \right] \\
&= \frac{1}{2} \mathbb{E}_{\beta, X, X', X''} \left[ I(\beta^\top X \leq \beta^\top X'', \beta^\top X' \leq \beta^\top X'') \right] \\
&\quad + \frac{1}{2} \mathbb{E}_{\beta, X, X', Y} \left[ I(\beta^\top X \leq \beta^\top Y, \beta^\top X' \leq \beta^\top Y) \right].
\end{aligned}$$

Similarly,

$$\begin{aligned}
(II) &= \mathbb{E}_{\beta, W_*, Y, Y'} \left[ I(\beta^\top Y \leq \beta^\top W_*, \beta^\top Y' \leq \beta^\top W_*) \right] \\
&= \frac{1}{2} \mathbb{E}_{\beta, Y, Y', Y''} \left[ I(\beta^\top Y \leq \beta^\top Y'', \beta^\top Y' \leq \beta^\top Y'') \right] \\
&\quad + \frac{1}{2} \mathbb{E}_{\beta, Y, Y', X} \left[ I(\beta^\top Y \leq \beta^\top X, \beta^\top Y' \leq \beta^\top X) \right]
\end{aligned}$$

and

$$\begin{aligned}
(III) &= \mathbb{E}_{\beta, X, Y, W_*} \left[ I(\beta^\top X \leq \beta^\top W_*, \beta^\top Y \leq \beta^\top W_*) \right] \\
&= \frac{1}{2} \mathbb{E}_{\beta, X, X', Y} \left[ I(\beta^\top X \leq \beta^\top X', \beta^\top Y \leq \beta^\top X') \right] \\
&\quad + \frac{1}{2} \mathbb{E}_{\beta, X, Y, Y'} \left[ I(\beta^\top X \leq \beta^\top Y', \beta^\top Y \leq \beta^\top Y') \right].
\end{aligned}$$

We then apply Lemma 2.2 to obtain the desired result.

## 2. Continuous case

When  $F_X, G_Y$  are continuous, then for each fixed  $\beta \in \mathbb{S}^{d-1}$ , the following identities hold:

$$\begin{aligned}
\int (F_{\beta^\top X}(t))^2 dF_{\beta^\top X}(t) &= \mathbb{P}\left(\max\{\beta^\top X, \beta^\top X'\} \leq \beta^\top X''\right) = \frac{1}{3}, \\
\int (G_{\beta^\top Y}(t))^2 dG_{\beta^\top Y}(t) &= \mathbb{P}\left(\max\{\beta^\top Y, \beta^\top Y'\} \leq \beta^\top Y''\right) = \frac{1}{3}, \\
\int (F_{\beta^\top X}(t))^2 dG_{\beta^\top Y}(t) &= \mathbb{P}\left(\max\{\beta^\top X, \beta^\top X'\} \leq \beta^\top Y\right), \\
\int (G_{\beta^\top Y}(t))^2 dF_{\beta^\top X}(t) &= \mathbb{P}\left(\max\{\beta^\top Y, \beta^\top Y'\} \leq \beta^\top X\right).
\end{aligned} \tag{27}$$

In addition, from the following two identities:

- $\mathbb{P}\left(\max\{\beta^\top X, \beta^\top X'\} \leq \beta^\top Y\right) + \mathbb{P}\left(\max\{\beta^\top X, \beta^\top Y\} \leq \beta^\top X'\right) + \mathbb{P}\left(\max\{\beta^\top X', \beta^\top Y\} \leq \beta^\top X\right) = 1,$
- $\mathbb{P}\left(\max\{\beta^\top X, \beta^\top Y\} \leq \beta^\top X'\right) = \mathbb{P}\left(\max\{\beta^\top X', \beta^\top Y\} \leq \beta^\top X\right),$

we have

$$\begin{aligned}
\int F_{\beta^\top X}(t) G_{\beta^\top Y}(t) dF_{\beta^\top X}(t) &= \mathbb{P}\left(\max\{\beta^\top X, \beta^\top Y\} \leq \beta^\top X'\right) \\
&= \frac{1}{2} - \frac{1}{2} \mathbb{P}\left(\max\{\beta^\top X, \beta^\top X'\} \leq \beta^\top Y\right).
\end{aligned} \tag{28}$$

Similarly,

$$\begin{aligned}
\int F_{\beta^\top X}(t) G_{\beta^\top Y}(t) dG_{\beta^\top Y}(t) &= \mathbb{P}\left(\max\{\beta^\top Y, \beta^\top X\} \leq \beta^\top Y'\right) \\
&= \frac{1}{2} - \frac{1}{2} \mathbb{P}\left(\max\{\beta^\top Y, \beta^\top Y'\} \leq \beta^\top X\right).
\end{aligned} \tag{29}$$

Now, combine (27), (28) and (29) together to have

$$\begin{aligned}
&\int_{\mathbb{S}^{d-1}} \int_{\mathbb{R}} (F_{\beta^\top X}(t) - G_{\beta^\top Y}(t))^2 d(F_{\beta^\top X}(t)/2 + G_{\beta^\top Y}(t)/2) d\lambda(\beta) \\
&= \int_{\mathbb{S}^{d-1}} \mathbb{P}\left(\max\{\beta^\top X, \beta^\top X'\} \leq \beta^\top Y\right) d\lambda(\beta) \\
&+ \int_{\mathbb{S}^{d-1}} \mathbb{P}\left(\max\{\beta^\top Y, \beta^\top Y'\} \leq \beta^\top X\right) d\lambda(\beta) - \frac{2}{3}.
\end{aligned}$$

Hence,

$$\begin{aligned}
W_d^2 &= \mathbb{E}_{\beta, X, X', Y} \left[ I(\beta^\top X \leq \beta^\top Y, \beta^\top X' \leq \beta^\top Y) \right] \\
&+ \mathbb{E}_{\beta, Y, Y', X} \left[ I(\beta^\top Y \leq \beta^\top X, \beta^\top Y' \leq \beta^\top X) \right] - \frac{2}{3}.
\end{aligned}$$

Then apply Lemma 2.2 to obtain the result.

**Lemma B.1** (V-statistic as a plug-in estimator). *The V-statistic is equivalent to the plug-in estimator:*

$$\begin{aligned} V_{m,n} &= \frac{1}{m^3 n^3} \sum_{i_1, i_2, i_3} \sum_{j_1, j_2, j_3} h(X_{i_1}, X_{i_2}, X_{i_3}; Y_{j_1}, Y_{j_2}, Y_{j_3}) \\ &= \int_{\mathbb{S}^{d-1}} \int_{\mathbb{R}} \left( \widehat{F}_{\beta^\top X}(t) - \widehat{G}_{\beta^\top Y}(t) \right)^2 d \left( \widehat{F}_{\beta^\top X}(t)/2 + \widehat{G}_{\beta^\top Y}(t)/2 \right) d\lambda(\beta). \end{aligned}$$

*Proof.* Consider the decomposition of the weighted  $L_2$  difference between  $\widehat{F}_{\beta^\top X}$  and  $\widehat{G}_{\beta^\top X}$  as

$$\begin{aligned} & \int_{\mathbb{S}^{d-1}} \int_{\mathbb{R}} \left( \widehat{F}_{\beta^\top X}(t) - \widehat{G}_{\beta^\top Y}(t) \right)^2 d \left( \widehat{F}_{\beta^\top X}(t)/2 + \widehat{G}_{\beta^\top Y}(t)/2 \right) d\lambda(\beta) \\ &= \check{I}_{(1)} + \check{I}_{(2)} + \check{I}_{(3)} + \check{I}_{(4)} + \check{I}_{(5)} + \check{I}_{(6)}, \end{aligned}$$

where

$$\begin{aligned} \check{I}_{(1)} &= \frac{1}{2} \int_{\mathbb{S}^{d-1}} \int_{\mathbb{R}} \left( \widehat{F}_{\beta^\top X}(t) \right)^2 d\widehat{F}_{\beta^\top X}(t) d\lambda(\beta), \\ \check{I}_{(2)} &= \frac{1}{2} \int_{\mathbb{S}^{d-1}} \int_{\mathbb{R}} \left( \widehat{F}_{\beta^\top X}(t) \right)^2 d\widehat{G}_{\beta^\top X}(t) d\lambda(\beta), \\ \check{I}_{(3)} &= \frac{1}{2} \int_{\mathbb{S}^{d-1}} \int_{\mathbb{R}} \left( \widehat{G}_{\beta^\top X}(t) \right)^2 d\widehat{F}_{\beta^\top X}(t) d\lambda(\beta), \\ \check{I}_{(4)} &= \frac{1}{2} \int_{\mathbb{S}^{d-1}} \int_{\mathbb{R}} \left( \widehat{G}_{\beta^\top X}(t) \right)^2 d\widehat{G}_{\beta^\top X}(t) d\lambda(\beta), \\ \check{I}_{(5)} &= - \int_{\mathbb{S}^{d-1}} \int_{\mathbb{R}} \widehat{F}_{\beta^\top X}(t) \widehat{G}_{\beta^\top X}(t) d\widehat{F}_{\beta^\top X}(t) d\lambda(\beta), \\ \check{I}_{(6)} &= - \int_{\mathbb{S}^{d-1}} \int_{\mathbb{R}} \widehat{F}_{\beta^\top X}(t) \widehat{G}_{\beta^\top X}(t) d\widehat{G}_{\beta^\top X}(t) d\lambda(\beta). \end{aligned}$$

Note that

$$\begin{aligned} & \int_{\mathbb{S}^{d-1}} \int_{\mathbb{R}} \left( \widehat{F}_{\beta^\top X}(t) \right)^2 d\widehat{F}_{\beta^\top X}(t) d\lambda(\beta) \\ &= \int_{\mathbb{S}^{d-1}} \frac{1}{m} \sum_{i_2=1}^m \left( \frac{1}{m} \sum_{i_1=1}^m I(\beta^\top X_{i_1} \leq \beta^\top X_{i_2}) \right)^2 d\lambda(\beta) \\ &= \frac{1}{m^3} \sum_{i_1, i_2, i_3} \int_{\mathbb{S}^{d-1}} I(\beta^\top X_{i_1} \leq \beta^\top X_{i_3}, \beta^\top X_{i_2} \leq \beta^\top X_{i_3}) d\lambda(\beta) \\ &= \frac{1}{2} - \frac{1}{m^3} \sum_{i_1, i_2, i_3} \frac{1}{2\pi} \Psi(X_{i_1} - X_{i_3}, X_{i_2} - X_{i_3}). \end{aligned}$$

The last identity is due to Lemma 7.1. The rest terms can be calculated similarly; hence, the result follows.  $\square$

### B.3 Proof of Theorem 2.2

We first show that  $h_*$  is degenerate under  $H_0$ . Then apply the limit theorem of  $U$ -statistics.

#### 1. Degeneracy

To begin, let us focus on univariate cases where  $x_1, x_2, y_1, y_2 \in \mathbb{R}$ . Let  $\underline{h}_*^{(1)}$  denote the symmetrized  $h_*$  for the univariate case, that is

$$\begin{aligned} \underline{h}_*^{(1)}(x_1, x_2; y_1, y_2) &:= \frac{1}{2} \left\{ I(\max\{x_1, x_2\} \leq y_1) + I(\max\{x_1, x_2\} \leq y_2) \right. \\ &\quad \left. + I(\max\{y_1, y_2\} \leq x_1) + I(\max\{y_1, y_2\} \leq x_2) \right\} - \frac{2}{3}. \end{aligned}$$

Due to the identity

$$\begin{aligned} &I(\max\{x_1, x_2\} \leq y_1) + I(\max\{x_1, x_2\} \leq y_2) \\ &\quad + I(\max\{y_1, y_2\} \leq x_1) + I(\max\{y_1, y_2\} \leq x_2) - 1 \\ &= I(\max\{x_1, x_2\} \leq \min\{y_1, y_2\}) + I(\max\{y_1, y_2\} \leq \min\{x_1, x_2\}), \end{aligned}$$

the symmetrized kernel becomes

$$\begin{aligned} 2\underline{h}_*^{(1)}(x_1, x_2; y_1, y_2) &= I(\max\{x_1, x_2\} \leq \min\{y_1, y_2\}) \\ &\quad + I(\max\{y_1, y_2\} \leq \min\{x_1, x_2\}) - \frac{1}{3}, \end{aligned}$$

which is equivalent to the kernel for Lehmann's two-sample statistic (Lehmann, 1951). In addition, when  $F_X = G_Y$ , we have

$$\begin{aligned} \underline{h}_{*1,0}^{(1)}(x_1) &:= \mathbb{E} \left[ \underline{h}_*^{(1)}(x_1, X_2; Y_1, Y_2) \right] = 0, \\ \underline{h}_{*0,1}^{(1)}(y_1) &:= \mathbb{E} \left[ \underline{h}_*^{(1)}(X_1, X_2; y_1, Y_2) \right] = 0. \end{aligned} \tag{30}$$

See Chapter 4 of Bhat (1995) for details.

Now, come back to multivariate cases where  $x_1, x_2, y_1, y_2 \in \mathbb{R}^d$ . Let  $\underline{h}_*$  denote the integration of the univariate kernel  $\underline{h}_*^{(1)}$  over the unit sphere, i.e.

$$\underline{h}_*(x_1, x_2, y_1, y_2) = \int_{\mathbb{S}^{d-1}} \underline{h}_*^{(1)}(\beta^\top x_1, \beta^\top x_2; \beta^\top y_1, \beta^\top y_2) d\lambda(\beta).$$

Due to (30), for any  $\beta \in \mathbb{S}^{d-1}$ , we have

$$\mathbb{E} \left[ \underline{h}_*^{(1)}(\beta^\top x_1, \beta^\top x_2; \beta^\top y_1, \beta^\top y_2) \right] = \mathbb{E} \left[ \underline{h}_*^{(1)}(\beta^\top X_1, \beta^\top X_2; \beta^\top Y_1, \beta^\top Y_2) \right] = 0,$$

which results in

$$\begin{aligned} \underline{h}_{*1,0}(x_1) &:= \mathbb{E} [\underline{h}_*(x_1, X_2; Y_1, Y_2)] \\ &= \int_{\mathbb{S}^{d-1}} \mathbb{E} \left[ \underline{h}_*^{(1)}(\beta^\top x_1, \beta^\top X_2; \beta^\top Y_1, \beta^\top Y_2) \right] d\lambda(\beta) = 0 \end{aligned}$$

$$\begin{aligned}
\underline{h}_{*0,1}(y_1) &:= \mathbb{E} [\underline{h}_*(X_1, X_2; y_1, Y_2)] \\
&= \int_{\mathbb{S}^{d-1}} \mathbb{E} \left[ \underline{h}_*^{(1)}(\beta^\top X_1, \beta^\top X_2; \beta^\top y_1, \beta^\top Y_2) \right] d\lambda(\beta) = 0.
\end{aligned}$$

On the other hand,

$$\begin{aligned}
\underline{h}_{*2,0}(x_1, x_2) &:= \mathbb{E} [\underline{h}_*(x_1, x_2; Y_1, Y_2)] \\
&= \frac{1}{2} \int_{\mathbb{S}^{d-1}} \left( 1 - F_{\beta^\top X}(\max\{\beta^\top x_1, \beta^\top x_2\}) \right)^2 d\lambda(\beta) \\
&\quad + \frac{1}{2} \int_{\mathbb{S}^{d-1}} F_{\beta^\top X}^2(\min\{\beta^\top x_1, \beta^\top x_2\}) d\lambda(\beta) - \frac{1}{6}, \\
\underline{h}_{*0,2}(y_1, y_2) &:= \mathbb{E} [\underline{h}_*(X_1, X_2; y_1, y_2)] \\
&= \frac{1}{2} \int_{\mathbb{S}^{d-1}} \left( 1 - G_{\beta^\top Y}(\max\{\beta^\top y_1, \beta^\top y_2\}) \right)^2 d\lambda(\beta) \\
&\quad + \frac{1}{2} \int_{\mathbb{S}^{d-1}} G_{\beta^\top Y}^2(\min\{\beta^\top y_1, \beta^\top y_2\}) d\lambda(\beta) - \frac{1}{6}, \\
\underline{h}_{*1,1}(x_1, y_1) &:= \mathbb{E} [\underline{h}_*(x_1, X_2; y_1, Y_2)] \\
&= -\frac{1}{2} \underline{h}_{*2,0}(x_1, y_1).
\end{aligned}$$

Note that  $\underline{h}_{*2,0}(x_1, x_2) \neq 0$  for some  $(x_1, x_2)$ . For example, when  $x_1 = x_2$ , it is seen that  $\underline{h}_{*2,0}(x_1, x_1) \geq 1/12$  and by the continuity of  $\underline{h}_{*2,0}$  at  $(x_1, x_1)$ , there exist a set  $E$  with nonzero measure such that  $\underline{h}_{*2,0}(z_1, z_2) > 0$  for  $(z_1, z_2) \in E$ . Therefore, we conclude that  $\underline{h}_*$  has a degeneracy of order one under  $H_0$ .

## 2. Limiting distribution of the $U$ -statistic

For the  $U$ -statistic, we apply the result given in Chapter 3 of [Bhat \(1995\)](#) to have

$$NU_{m,n}^* \xrightarrow{d} \frac{1}{\pi_1} \sum_{k=1}^{\infty} \lambda_k (Z_k^2 - 1) + \frac{1}{\pi_2} \sum_{k=1}^{\infty} \lambda_k (Z_k'^2 - 1) - \frac{2}{\sqrt{\pi_1 \pi_2}} \sum_{k=1}^{\infty} \lambda_k Z_k Z_k',$$

where  $Z_k, Z_k' \stackrel{i.i.d.}{\sim} N(0, 1)$ . Next, by Slutsky's theorem,

$$\frac{mn}{m+n} U_{m,n}^* \xrightarrow{d} \sum_{k=1}^{\infty} \lambda_k \left[ (\sqrt{\pi_2} Z_k - \sqrt{\pi_1} Z_k')^2 - 1 \right]$$

and

$$\sqrt{\pi_2} Z_k - \sqrt{\pi_1} Z_k' \sim N(0, 1),$$

the result follows.

## 3. Limiting distribution of the $V$ -statistic

We will show that the residual of the difference between  $U_{m,n}^*$  and  $V_{m,n}^*$  converges to a constant in probability; thereby the desired result follows by Slutsky's theorem.



From the relationship between  $U$ - and  $V$ -statistics, we can decompose the  $V$ -statistic as

$$V_{m,n}^* = \frac{(m)_2(n)_2}{m^2n^2}U_{m,n}^* + \frac{1}{m^2n^2}R_{m,n}, \quad (31)$$

where

$$\begin{aligned} R_{m,n} = & \sum_{i_1=i_2=1}^m \sum_{\substack{j_1, j_2=1 \\ j_1 \neq j_2}}^n h_*(X_{i_1}, X_{i_2}; Y_{j_1}, Y_{j_2}) + \sum_{\substack{i_1, i_2=1 \\ i_1 \neq i_2}}^m \sum_{j_1=j_2=1}^n h_*(X_{i_1}, X_{i_2}; Y_{j_1}, Y_{j_2}) \\ & + \sum_{i_1=i_2=1}^m \sum_{j_1=j_2=1}^n h_*(X_{i_1}, X_{i_2}; Y_{j_1}, Y_{j_2}). \end{aligned}$$

From the boundness of  $h_*$ , we apply McDiarmid's inequality ([McDiarmid, 1989](#)) to have

$$\mathbb{P} \left( \left| \frac{1}{m^2n^2} (R_{m,n} - \mathbb{E}[R_{m,n}]) \right| > \epsilon \right) < 2 \exp \left( - \frac{C\epsilon^2}{\sum_{i=1}^N c_i^2} \right),$$

where  $C > 0$  is an universal constant and

$$\sum_{i=1}^N c_i^2 = n \left( \frac{1}{n^2} + \frac{2}{mn} - \frac{2}{mn^2} \right)^2 + m \left( \frac{1}{m^2} + \frac{2}{mn} - \frac{2}{m^2n} \right)^2.$$

Based on this result, we obtain

$$\frac{1}{m^2n^2} (R_{m,n} - \mathbb{E}[R_{m,n}]) = o_P \left( \frac{m+n}{mn} \right).$$

Under  $H_0$ , the expected value of  $U_{m,n}^*$  becomes zero and thereby

$$\mathbb{E}_0 [V_{m,n}^*] = \frac{1}{m^2n^2} \mathbb{E}_0 [R_{m,n}].$$

Note that by the Fubini's theorem,

$$\begin{aligned} & \mathbb{E}_0 [V_{m,n}^*] \\ = & \mathbb{E}_0 \left[ \int_{\mathbb{S}^{d-1}} \frac{1}{m^2n^2} \sum_{i_1, i_2=1}^m \sum_{j_1, j_2=1}^n \left\{ I(\beta^\top X_{i_1}, \beta^\top X_{i_2} \leq \beta^\top Y_{j_1}) \right. \right. \\ & \quad \left. \left. + I(\beta^\top Y_{j_1}, \beta^\top Y_{j_2} \leq \beta^\top X_{i_1}) - \frac{2}{3} \right\} d\lambda(\beta) \right] \\ = & \int_{\mathbb{S}^{d-1}} \mathbb{E}_0 \left[ \frac{1}{m^2n^2} \sum_{i_1, i_2=1}^m \sum_{j_1, j_2=1}^n \left\{ I(\beta^\top X_{i_1}, \beta^\top X_{i_2} \leq \beta^\top Y_{j_1}) \right. \right. \\ & \quad \left. \left. + I(\beta^\top Y_{j_1}, \beta^\top Y_{j_2} \leq \beta^\top X_{i_1}) - \frac{2}{3} \right\} \right] d\lambda(\beta) \\ = & \int_{\mathbb{S}^{d-1}} \frac{1}{m^2n^2} \left( \frac{mn(n-1)}{6} + \frac{nm(m-1)}{6} + \frac{mn}{3} \right) d\lambda(\beta) \end{aligned}$$

$$= \frac{1}{6} \frac{m+n}{mn}.$$

Therefore, we conclude that

$$\frac{mn}{m+n} (V_{m,n}^* - \mathbb{E}_0 [V_{m,n}^*]) = \frac{mn}{m+n} U_{m,n}^* + o_P(1), \quad (32)$$

and the proof is complete.

## B.4 Proof of Proposition 2.1

Consider the symmetrized kernel of  $h_*$  denoted by

$$\underline{h}_*(x_1, x_2; y_1, y_2) := \frac{1}{2} h_*(x_1, x_2; y_1, y_2) + \frac{1}{2} h_*(x_2, x_1; y_2, y_1).$$

Followed by the proof of Theorem 2.2, the symmetrized kernel  $\underline{h}_*$  satisfies the first and second conditions in Theorem A.1. Therefore, the result of the  $U$ -statistic follows directly based on Theorem A.1 by replacing  $N$  with  $mn/(m+n)$ . On the other hand, according to (32),  $\tilde{U}_{m,n}$  and  $\tilde{V}_{m,n}$  are asymptotically equivalent when  $X$  and  $Y$  have the same distribution. Applying Slutsky's theorem, we can similarly show that the permutation distribution of  $\tilde{V}_{m,n}$  approximates the corresponding unconditional distribution for a large sample size. Hence, the result follows.

## B.5 Proof of Theorem 3.1

The boundedness property of the multivariate CvM statistic guarantees that the variance of the  $U$ -statistic is bounded regardless of the presence of contamination. Consequently, when there exists a fixed signal, we have

$$\frac{\mathbb{E}_1 [U_{m,n}] - \mathbb{E}_0 [U_{m,n}]}{\sqrt{\max\{\mathbb{V}_0 [U_{m,n}], \mathbb{V}_1 [U_{m,n}]\}}} \rightarrow \infty,$$

as the sample size increases. On the other hand, the energy statistic can be adversely affected by outliers, which lead to an extremely high variance of the test statistic. In fact, as the same size tends to infinity, the energy statistic can be completely dominated by these outliers and the resulting test becomes powerless in the end. We will make this statement more rigorous below.

### 1. Multivariate CvM statistic

From Theorem 2 of Lee (1990), the explicit formula of the variance of  $U_{m,n}$  is given by

$$\mathbb{V} [U_{m,n}] = \sum_{c=0}^{k_1} \sum_{d=0}^{k_2} \frac{\binom{k_1}{c} \binom{k_2}{d} \binom{m-k_1}{k_1-c} \binom{n-k_2}{k_2-d}}{\binom{m}{k_1} \binom{n}{k_2}} \sigma_{c,d}^2, \quad (33)$$

where

$$\sigma_{c,d}^2 = \mathbb{V} [h_{c,d}(X_1, \dots, X_c; Y_1, \dots, Y_d)],$$

and  $h_{c,d}$  is defined in Appendix A. In our case, we have  $k_1 = k_2 = 3$  or  $k_1 = k_2 = 2$  when  $X, Y$  have continuous distributions.

Note that the boundedness of a kernel implies that  $\sigma_{c,d}^2$  is also bounded for any random vectors. Therefore, based on the variance formula in (33), one can find an universal constant  $C$  such that

$$\mathbb{V}[U_{m,n}] \leq \frac{C}{N}, \quad (34)$$

when  $0 < \ell \leq m/N, n/N \leq u < 1$ .

Suppose that we reject the null hypothesis when

$$U_{m,n} \geq \mathbb{E}_0[U_{m,n}] + c_{\alpha,m,n} = c_{\alpha,m,n},$$

where  $c_{\alpha,m,n}$  is a critical value that controls the type I error and thus the test function is defined as

$$I(U_{m,n} \geq c_{\alpha,m,n}).$$

One naive choice (which is larger than the one based on (8)) can be chosen as

$$c_{\alpha,m,n}^{\text{naive}} = \sqrt{\frac{C}{N\alpha}}$$

by Chebyshev's inequality.

Next, we bound the power function. Note that since  $c_{\alpha,m,n}^{\text{naive}} \rightarrow 0$  as  $N \rightarrow \infty$  and  $\mathbb{E}_1[U_{m,n}] \geq \delta_2^2$  for every  $m, n$ , there exists  $N_0$  such that for  $N \geq N_0$ ,

$$\frac{1}{2}\mathbb{E}_1[U_{m,n}] \geq c_{\alpha,m,n}^{\text{naive}}. \quad (35)$$

Therefore, for  $N \geq N_0$ , the power function is lower-bounded by

$$\begin{aligned} \mathbb{P}_1(U_{m,n} \geq c_{\alpha,m,n}) &\stackrel{(i)}{\geq} \mathbb{P}_1(U_{m,n} \geq c_{\alpha,m,n}^{\text{naive}}) \\ &= \mathbb{P}_1\left(\frac{U_{m,n} - \mathbb{E}_1[U_{m,n}]}{\sqrt{\mathbb{V}_1[U_{m,n}]}} \geq \frac{c_{\alpha,m,n}^{\text{naive}}}{\sqrt{\mathbb{V}_1[U_{m,n}]}} - \frac{\mathbb{E}_1[U_{m,n}]}{\sqrt{\mathbb{V}_1[U_{m,n}]}}\right) \\ &\stackrel{(ii)}{\geq} \mathbb{P}_1\left(\frac{U_{m,n} - \mathbb{E}_1[U_{m,n}]}{\sqrt{\mathbb{V}_1[U_{m,n}]}} \geq -\frac{\mathbb{E}_1[U_{m,n}]}{2\sqrt{\mathbb{V}_1[U_{m,n}]}}\right) \\ &= 1 - \mathbb{P}_1\left(\frac{-U_{m,n} + \mathbb{E}_1[U_{m,n}]}{\sqrt{\mathbb{V}_1[U_{m,n}]}} \geq \frac{\mathbb{E}_1[U_{m,n}]}{2\sqrt{\mathbb{V}_1[U_{m,n}]}}\right) \\ &\stackrel{(iii)}{\geq} 1 - \frac{4\mathbb{V}_1[U_{m,n}]}{(\mathbb{E}_1[U_{m,n}])^2} \\ &\stackrel{(iv)}{\geq} 1 - \frac{4C}{N\delta_2^4}, \end{aligned}$$

where we used  $c_{\alpha,m,n}^{\text{naive}} \geq c_{\alpha,m,n}$  for (i), (ii) is due to (35), (iii) is based on the Chebyshev's inequality, and (iv) follows by (11) and (34). Note that the lower bound is uniform; therefore, for  $N \geq N_0$ , we have

$$\inf_{H_m, H'_n} \beta(U_{m,n}) = \inf_{H_m, H'_n} \mathbb{P}_1(U_{m,n} \geq c_{\alpha,m,n}) \geq 1 - \frac{4C}{N\delta_2^4}$$

and conclude

$$\lim_{m,n \rightarrow \infty} \inf_{H_m, H'_n} \beta(U_{m,n}) = 1.$$

## 2. Energy statistic

For the energy statistic, we will pick  $F_X, G_Y, H_m, H'_n$  properly to show that the energy statistic is dominated by samples from the contaminations  $H_m$  and  $H'_n$ . When  $H_m$  and  $H'_n$  behave in favor of  $H_0$  (i.e.  $H_m = H'_n$ ), the resulting test based on the energy statistic has no power even if  $F_X \neq G_Y$  for all  $m, n$ .

To begin, we choose

$$F_X = N((\mu, \dots, \mu)^\top, I_d), \quad G_Y = N((-\mu, \dots, -\mu)^\top, I_d) \text{ and} \\ H_m = H'_n = N((0, \dots, 0)^\top, \sigma_N^2 I_d),$$

where  $\sigma_N^2 = (m+n)^p$  with  $p > 2$ . It is worth noting that there is nothing special about the choice of normal distributions. The rest of the proof can be similarly applied to other distributions with some moment conditions. Under this setting, it is clear to see that

$$E_d^2 = (1 - \epsilon)^2 \int_{\mathbb{S}^{d-1}} \int_{\mathbb{R}} (F_{\beta^\top X}(t) - G_{\beta^\top Y}(t))^2 dt d\lambda(\beta) = \delta_1^2 > 0.$$

Next, for given  $X$  and  $Y$ , we define the truncated random vectors  $\tilde{X}, \tilde{Y}$  as follows:

$$\tilde{X} = \begin{cases} (0, \dots, 0)^\top, & \text{if } X \sim F_X, \\ X/\sigma_N, & \text{if } X \sim H_m, \end{cases}$$

and

$$\tilde{Y} = \begin{cases} (0, \dots, 0)^\top, & \text{if } Y \sim G_Y, \\ Y/\sigma_N, & \text{if } Y \sim H'_n. \end{cases}$$

By the construction,  $\tilde{X}$  and  $\tilde{Y}$  have the same mixture distribution as:

$$\tilde{X}, \tilde{Y} \sim (1 - \epsilon)\theta_0 + \epsilon N(0, I_d),$$

where  $\theta_0$  has the degenerating distribution at  $(0, \dots, 0)^\top$ . At a high-level, when the energy statistic of the original samples is asymptotically equivalent to that of the truncated samples from the identical distributions, then it implies that the resulting test based on the energy statistic is asymptotically powerless.

Define the difference between the Euclidean distances based on the original samples  $(X_1, X_2)$  and the truncated samples  $(\tilde{X}_1, \tilde{X}_2)$  by

$$\begin{aligned} \Delta_{m,n}(X_1, X_2) &= \frac{1}{\sigma_N} \|X_1 - X_2\| - \|\tilde{X}_1 - \tilde{X}_2\| \\ &= \|X_1/\sigma_N - X_2/\sigma_N\| - \|\tilde{X}_1 - \tilde{X}_2\|. \end{aligned}$$

Note that there are four possible cases of the difference  $\Delta_{m,n}(X_1, X_2)$ :

$$\Delta_{m,n}(X_1, X_2) = \begin{cases} (a) \frac{1}{\sigma_N} \|X_1 - X_2\|, & \text{if } X_1, X_2 \sim F_X, \\ (b) \frac{1}{\sigma_N} \|X_1 - X_2\| - \frac{1}{\sigma_N} \|X_2\|, & \text{if } X_1 \sim F_X, X_2 \sim H_m, \\ (c) \frac{1}{\sigma_N} \|X_1 - X_2\| - \frac{1}{\sigma_N} \|X_1\|, & \text{if } X_1 \sim H_m, X_2 \sim F_X, \\ (d) 0, & \text{if } X_1, X_2 \sim H_m, \end{cases}$$

and we will show that each case of  $\Delta_{m,n}(X_1, X_2)$  is asymptotically negligible. First, note that if  $X \sim F_X$ , then  $X/\sigma_N = O_P(\sigma_N^{-1})$  and whereas if  $X \sim H_m$ , then  $X/\sigma_N = O_P(1)$ . Based on this observation, we see that the remainder term in (a) becomes  $O_P(\sigma_N^{-1})$ . For the remainders in (b) and (c), we apply the Taylor expansion of  $f(x) = \sqrt{x+a}$  around  $x=0$  to show that both remainders in (b) and (c) are  $O_P(\sigma_N^{-1})$ . Therefore, we conclude that

$$\Delta_{m,n}(X_1, X_2) = O_P(\sigma_N^{-1}).$$

In a similar fashion, one can obtain

$$\Delta_{m,n}(Y_1, Y_2) = O_P(\sigma_N^{-1}), \quad \Delta_{m,n}(X_1, Y_1) = O_P(\sigma_N^{-1}) \quad \text{and}$$

$$\Delta_{m,n}(X_2, Y_2) = O_P(\sigma_N^{-1}),$$

and thus

$$\begin{aligned} & \frac{1}{\sigma_N} \|X_1 - Y_1\| + \frac{1}{\sigma_N} \|X_2 - Y_2\| - \frac{1}{\sigma_N} \|X_1 - X_2\| - \frac{1}{\sigma_N} \|Y_1 - Y_2\| \\ &= \|\tilde{X}_1 - \tilde{Y}_1\| + \|\tilde{X}_2 - \tilde{Y}_2\| - \|\tilde{X}_1 - \tilde{X}_2\| - \|\tilde{Y}_1 - \tilde{Y}_2\| + O_P(\sigma_N^{-1}). \end{aligned}$$

In the end, the following approximation holds

$$\frac{1}{\sigma_N} E_{m,n} = \tilde{E}_{m,n} + O_P(\sigma_N^{-1}),$$

where

$$\begin{aligned} \tilde{E}_{m,n} = \frac{1}{(m)_2(n)_2} \sum_{\substack{i_1, i_2=1 \\ i_1 \neq i_2}}^m \sum_{\substack{j_1, j_2=1 \\ j_1 \neq j_2}}^n \Big\{ & \|\tilde{X}_{i_1} - \tilde{Y}_{j_1}\| + \|\tilde{X}_{i_2} - \tilde{Y}_{j_2}\| \\ & - \|\tilde{X}_{i_1} - \tilde{X}_{i_2}\| - \|\tilde{Y}_{j_1} - \tilde{Y}_{j_2}\| \Big\}. \end{aligned}$$

Since  $\tilde{E}_{m,n}$  has degeneracy of order one with the finite variance of the kernel,  $N\tilde{E}_{m,n}$  converges to an infinite weighted sum of chi-square random variables:

$$N\tilde{E}_{m,n} \xrightarrow{d} \sum_{k=1}^{\infty} \lambda_k (Z_k^2 - 1),$$

for some  $\{\lambda_k\}_{k=1}^{\infty}$ . Under the assumption that  $\sigma_N^2 = (m+n)^p$  with  $p > 2$ , we now conclude that

$$\frac{N}{\sigma_N} E_{m,n} = N\tilde{E}_{m,n} + O_P(N\sigma_N^{-1}) = N\tilde{E}_{m,n} + o_P(1),$$

and  $NE_{m,n}/\sigma_N$  converges to the same null distribution:

$$\frac{N}{\sigma_N} E_{m,n} \xrightarrow{d} \sum_{k=1}^{\infty} \lambda_k (Z_k^2 - 1).$$

Hence, the resulting test becomes asymptotically powerless.

## B.6 Proof of Lemma 4.1

Let  $\beta^\top Z \sim \frac{1}{2}F_{\beta^\top X} + \frac{1}{2}G_{\beta^\top Y}$ . From the definition of the multivariate CvM distance,

$$\begin{aligned}
W_d^2 &= \mathbb{E}_{\beta, Z} \left[ \left( F_{\beta^\top X}(\beta^\top Z) - G_{\beta^\top Y}(\beta^\top Z) \right)^2 \right] \\
&\stackrel{(i)}{\geq} \left\{ \mathbb{E}_{\beta, Z} \left| F_{\beta^\top X}(\beta^\top Z) - G_{\beta^\top Y}(\beta^\top Z) \right| \right\}^2 \\
&= \left\{ \frac{1}{2} \mathbb{E}_{\beta, X'} \left| F_{\beta^\top X}(\beta^\top X') - G_{\beta^\top Y}(\beta^\top X') \right| \right. \\
&\quad \left. + \frac{1}{2} \mathbb{E}_{\beta, Y'} \left| F_{\beta^\top X}(\beta^\top Y') - G_{\beta^\top Y}(\beta^\top Y') \right| \right\}^2 \\
&\stackrel{(ii)}{\geq} \left\{ \frac{1}{2} \mathbb{E}_\beta \left| \mathbb{E}_{X'} \left( F_{\beta^\top X}(\beta^\top X') - G_{\beta^\top Y}(\beta^\top X') \right) \right| \right. \\
&\quad \left. + \frac{1}{2} \mathbb{E}_\beta \left| \mathbb{E}_{Y'} \left( F_{\beta^\top X}(\beta^\top Y') - G_{\beta^\top Y}(\beta^\top Y') \right) \right| \right\}^2 \\
&= \left\{ \frac{1}{2} \mathbb{E}_\beta \left| \mathbb{E}_{X, X', Y} \left( I(\beta^\top X \leq \beta^\top X') - I(\beta^\top Y \leq \beta^\top X') \right) \right| \right. \\
&\quad \left. + \frac{1}{2} \mathbb{E}_\beta \left| \mathbb{E}_{X, Y, Y'} \left( I(\beta^\top X \leq \beta^\top Y') - I(\beta^\top Y \leq \beta^\top Y') \right) \right| \right\}^2 \\
&\stackrel{(iii)}{=} \left\{ \mathbb{E}_\beta \left| \frac{1}{2} - \mathbb{P}_{X, Y} \left( \beta^\top X \leq \beta^\top Y \right) \right| \right\}^2 \\
&= \left\{ \int_{\mathbb{S}^{d-1}} \left| \frac{1}{2} - \mathbb{P}_{X, Y} \left( \beta^\top X \leq \beta^\top Y \right) \right| d\lambda(\beta) \right\}^2,
\end{aligned}$$

where (i), (ii) are due to the Jensen's inequality and (iii) is based on the fact that  $\mathbb{P}(\beta^\top X < \beta^\top X') = \mathbb{P}(\beta^\top Y < \beta^\top Y') = 1/2$ . Therefore, the lower bound in (14) holds.

## B.7 Proof of Theorem 4.1

The minimax lower bound is based on an application of Neyman-Pearson lemma also known as the Le Cam's lemma (see, e.g. Baraud, 2002):

$$\begin{aligned}
\inf_{\phi \in \Phi_{N, \alpha}} \sup_{F_X, G_Y \in \mathcal{F}(\epsilon_{m, n}^*)} \mathbb{P}_1^{m, n}(\phi = 0) &\geq 1 - \alpha - \sup_A |P_0^{m, n}(A) - P_1^{m, n}(A)| \\
&\geq 1 - \alpha - \frac{1}{2} \sqrt{\int_{\mathbb{R}^d} \left( \frac{dP_1^{m, n}}{dP_0^{m, n}} \right)^2 dP_0^{m, n} - 1} \\
&= 1 - \alpha - \frac{1}{2} \sqrt{\mathbb{E}_0 [L_{m, n}^2] - 1}.
\end{aligned}$$

For our calculation, it is more convenient to use the following bound (by switching  $P_0^{m,n}$  with  $P_1^{m,n}$ ):

$$\inf_{\phi \in \Phi_{N,\alpha}} \sup_{F_X, G_Y \in \mathcal{F}(\epsilon_{m,n}^*)} \mathbb{P}_1^{m,n}(\phi = 0) \geq 1 - \alpha - \frac{1}{2} \sqrt{\mathbb{E}_1[L_{m,n}^{-2}] - 1}.$$

Now, if we can show that

$$\mathbb{E}_1[L_{m,n}^{-2}] \leq 1 + 4(1 - \alpha - \xi)^2, \quad (36)$$

then it follows

$$\inf_{\phi \in \Phi_{N,\alpha}} \sup_{F_X, G_Y \in \mathcal{F}(\epsilon_{m,n}^*)} \mathbb{P}_1^{m,n}(\phi = 0) \geq \xi.$$

Under the alternative, we choose

$$X \sim F_X = N((-\delta_N, \dots, -\delta_N), I_d) \quad \text{and} \quad Y \sim G_Y = N((\delta_N, \dots, \delta_N), I_d),$$

where

$$\delta_N = \sqrt{\frac{1}{4d(m+n)} \log \left( \frac{4}{\omega_1} (1 - \alpha - \xi)^2 + 1 \right)}, \quad (37)$$

and  $\omega_1 = \pi_1^4 + 2\pi_1^3\pi_2 + \pi_2^4 + 2\pi_1\pi_2^3 + \pi_1^2\pi_2^2$ . From Lemma 4.2, we know that our choice of two distributions satisfies  $(F_X, G_Y) \in \mathcal{F}(\epsilon_{m,n}^*)$ . Under the null, we choose the mixture of  $F_X$  and  $G_Y$ :

$$X, Y \sim \pi_1 F_X + \pi_2 G_Y \quad \text{with} \quad \pi_1 + \pi_2 = 1.$$

Then after straightforward calculations, one can have

$$\begin{aligned} \mathbb{E}_1[L_{m,n}^{-2}] &= (\pi_1^4 + 2\pi_1^3\pi_2)e^{4nd\delta_N^2} + (\pi_2^4 + 2\pi_1\pi_2^3)e^{4md\delta_N^2} + \pi_1^2\pi_2^2e^{4(m+n)d\delta_N^2} \\ &\quad + \pi_1^2\pi_2^2 + 2\pi_1^3\pi_2 + 2\pi_1\pi_2^3 + 4\pi_1^2\pi_2^2 \\ &\leq \underbrace{(\pi_1^4 + 2\pi_1^3\pi_2 + \pi_2^4 + 2\pi_1\pi_2^3 + \pi_1^2\pi_2^2)}_{\omega_1} e^{4(m+n)d\delta_N^2} \\ &\quad + \underbrace{\pi_1^2\pi_2^2 + 2\pi_1^3\pi_2 + 2\pi_1\pi_2^3 + 4\pi_1^2\pi_2^2}_{\omega_2}. \end{aligned}$$

Note that  $\omega_1 + \omega_2 = 1$  and so (36) holds with our choice of  $\delta_N$  in (37), which yields the claim.

## B.8 Proof of Theorem 4.2

We first present the result based on the  $V$ -statistic and then come back to the  $U$ -statistic.

### 1. $V$ -statistic

To begin, define  $\rho(F_X^*, G_Y^*)$  as

$$\rho(F_X^*, G_Y^*)$$

$$:= \int_{\mathbb{S}^{d-1}} \int_{\mathbb{R}} \left( F_{\beta^\top X}^*(t) - G_{\beta^\top Y}^*(t) \right)^2 d(F_{\beta^\top X}(t)/2 + G_{\beta^\top Y}(t)/2) d\lambda(\beta).$$

Further define  $\rho_{m,n}(F_X^*, G_Y^*)$  by changing the weight function of  $\rho(F_X, G_Y)$  with the empirical correspondence, that is,

$$\begin{aligned} & \rho_{m,n}(F_X^*, G_Y^*) \\ &= \int_{\mathbb{S}^{d-1}} \int_{\mathbb{R}} \left( F_{\beta^\top X}^*(t) - G_{\beta^\top Y}^*(t) \right)^2 d(\widehat{F}_{\beta^\top X}(t)/2 + \widehat{G}_{\beta^\top Y}(t)/2) d\lambda(\beta), \end{aligned}$$

where  $\widehat{F}_{\beta^\top X}(t), \widehat{G}_{\beta^\top Y}(t)$  are the empirical distribution functions, corresponding to  $F_{\beta^\top X}(t), G_{\beta^\top Y}(t)$ . From the definition, we have

$$V_{m,n} = \rho_{m,n}(\widehat{F}_X, \widehat{G}_Y).$$

By Minkowski's inequality,

$$\begin{aligned} \sqrt{\rho_{m,n}(F_X, G_Y)} &\leq \sqrt{\rho_{m,n}(F_X, \widehat{G}_Y)} + \sqrt{\rho_{m,n}(\widehat{G}_Y, G_Y)} \\ &\leq \sqrt{\rho_{m,n}(F_X, \widehat{F}_X)} + \sqrt{\rho_{m,n}(\widehat{G}_Y, G_Y)} + \sqrt{\rho_{m,n}(\widehat{F}_X, \widehat{G}_Y)}. \end{aligned}$$

Notice that

$$\begin{aligned} \sqrt{\rho_{m,n}(F_X, \widehat{F}_X)} &= \left\{ \mathbb{E}_{\beta, Z_{m,n}} \left[ \left( F_{\beta^\top X}(\beta^\top Z_{m,n}) - \widehat{F}_{\beta^\top X}(\beta^\top Z_{m,n}) \right)^2 \right] \right\}^{1/2} \\ &\leq \left\{ \sup_{(t, \beta) \in \mathbb{R} \times \mathbb{S}^{d-1}} \left( F_{\beta^\top X}(t) - \widehat{F}_{\beta^\top X}(t) \right)^2 \right\}^{1/2} \\ &= \sup_{(t, \beta) \in \mathbb{R} \times \mathbb{S}^{d-1}} \left| F_{\beta^\top X}(t) - \widehat{F}_{\beta^\top X}(t) \right| \\ &:= d_K(F_X, \widehat{F}_X), \end{aligned}$$

where  $Z_{m,n}$  are random vectors generated from  $1/2\widehat{F}_X + 1/2\widehat{G}_Y$ . Similarly,

$$\begin{aligned} d_K(G_Y, \widehat{G}_Y) &:= \sup_{(t, \beta) \in \mathbb{R} \times \mathbb{S}^{d-1}} \left| G_{\beta^\top Y}(t) - \widehat{G}_{\beta^\top Y}(t) \right| \\ &\geq \sqrt{\rho_{m,n}(G_Y, \widehat{G}_Y)}. \end{aligned}$$

Hence we have

$$\sqrt{\rho_{m,n}(\widehat{F}_X, \widehat{G}_Y)} \geq \sqrt{\rho_{m,n}(F_X, G_Y)} - d_K(F_X, \widehat{F}_X) - d_K(G_Y, \widehat{G}_Y).$$

This in turn implies that

$$\begin{aligned} & \mathbb{P}_1(V_{m,n} \geq c_{\alpha, m, n}^v) \\ & \geq \mathbb{P}_1 \left( \sqrt{\rho_{m,n}(F_X, G_Y)} - d_K(F_X, \widehat{F}_X) - d_K(G_Y, \widehat{G}_Y) \geq \sqrt{c_{\alpha, m, n}^v} \right) \end{aligned}$$



$$\begin{aligned}
&= 1 - \mathbb{P}_1 \left( d_K(F_X, \hat{F}_X) + d_K(G_Y, \hat{G}_Y) \geq \sqrt{\rho_{m,n}(F_X, G_Y)} - \sqrt{c_{\alpha,m,n}^v} \right) \\
&\stackrel{(i)}{\geq} 1 - \mathbb{P}_1 \left( d_K(F_X, \hat{F}_X) \geq \frac{1}{2} \sqrt{\rho_{m,n}(F_X, G_Y)} - \frac{1}{2} \sqrt{c_{\alpha,m,n}^v} \right) \\
&\quad - \mathbb{P}_1 \left( d_K(G_Y, \hat{G}_Y) \geq \frac{1}{2} \sqrt{\rho_{m,n}(F_X, G_Y)} - \frac{1}{2} \sqrt{c_{\alpha,m,n}^v} \right),
\end{aligned}$$

where (i) follows from the fact that  $\{A + B \geq \epsilon\}$  implies  $\{A \geq \epsilon/2\} \cup \{B \geq \epsilon/2\}$ .

Next, consider the event  $\mathcal{A}$  defined by

$$\mathcal{A} = \left\{ \left| \rho_{m,n}(F_X, G_Y) - \rho(F_X, G_Y) \right| \leq \frac{1}{2} \rho(F_X, G_Y) \right\}.$$

Under this event, it is clear to see that  $\rho_{m,n}(F_X, G_Y)$  is lower bounded by

$$\rho_{m,n}(F_X, G_Y) \geq \frac{1}{2} \rho(F_X, G_Y).$$

Then, combining with the condition that  $\sqrt{\rho(F_X, G_Y)} \geq b_N/\sqrt{N}$ , we have

$$\begin{aligned}
&\mathbb{P}_1 \left( d_K(F_X, \hat{F}_X) \geq \frac{1}{2} \sqrt{\rho_{m,n}(F_X, G_Y)} - \frac{1}{2} \sqrt{c_{\alpha,m,n}^v} \right) \\
&= \mathbb{P}_1 \left( d_K(F_X, \hat{F}_X) \geq \frac{1}{2} \sqrt{\rho_{m,n}(F_X, G_Y)} - \frac{1}{2} \sqrt{c_{\alpha,m,n}^v}, \mathcal{A} \right) \\
&\quad + \mathbb{P}_1 \left( d_K(F_X, \hat{F}_X) \geq \frac{1}{2} \sqrt{\rho_{m,n}(F_X, G_Y)} - \frac{1}{2} \sqrt{c_{\alpha,m,n}^v}, \mathcal{A}^c \right) \\
&\leq \mathbb{P} \left( d_K(F_X, \hat{F}_X) \geq \frac{b_N}{2\sqrt{2N}} - \frac{1}{2} \sqrt{c_{\alpha,m,n}^v} \right) + \mathbb{P}_1(\mathcal{A}^c).
\end{aligned}$$

Similarly, one can obtain

$$\begin{aligned}
&\mathbb{P}_1 \left( d_K(G_Y, \hat{G}_Y) \geq \frac{1}{2} \sqrt{\rho_{m,n}(F_X, G_Y)} - \frac{1}{2} \sqrt{c_{\alpha,m,n}^v} \right) \\
&\leq \mathbb{P} \left( d_K(G_Y, \hat{G}_Y) \geq \frac{b_N}{2\sqrt{2N}} - \frac{1}{2} \sqrt{c_{\alpha,m,n}^v} \right) + \mathbb{P}_1(\mathcal{A}^c).
\end{aligned}$$

Note that  $\rho_{m,n}(F_X, G_Y)$  is the sample mean of *i.i.d.* random variables  $f(Z_1), \dots, f(Z_N)$  where

$$\begin{aligned}
&\rho_{m,n}(F_X, G_Y) \\
&= \int_{\mathbb{R}^d} \int_{\beta \in \mathbb{S}^{d-1}} \left( F_{\beta^\top X}(\beta^\top Z_i) - G_{\beta^\top Y}(\beta^\top Z_i) \right)^2 d\lambda(\beta) d(\hat{F}_X/2 + \hat{G}_Y/2) \\
&:= \frac{1}{N} \sum_{i=1}^N f(Z_i),
\end{aligned}$$

and its expected value is  $\rho(F_X, G_Y)$ . With this in mind, we apply Chebyshev's inequality to bound

$$\begin{aligned}
\mathbb{P}_1(\mathcal{A}^c) &= \mathbb{P}_1\left(\left|\rho_{m,n}(F_X, G_Y) - \rho(F_X, G_Y)\right| > \frac{1}{2}\rho(F_X, G_Y)\right) \\
&\leq \frac{4}{(\rho(F_X, G_Y))^2} \mathbb{V}_1[\rho_{m,n}(F_X, G_Y)] = \frac{4}{(\rho(F_X, G_Y))^2} \frac{1}{N} \mathbb{V}_1[f(Z)] \\
&\leq \frac{4}{(\rho(F_X, G_Y))^2} \frac{1}{N} \mathbb{E}_1[f^2(Z)] \\
&= \frac{4}{N} \frac{\mathbb{E}_1[f^2(Z)]}{(\mathbb{E}_1[f(Z)])^2} \quad \text{from } \rho(F_X, G_Y) = \mathbb{E}_1[f(Z)] \\
&\leq \frac{4}{N} \frac{\mathbb{E}_1[f(Z)]}{(\mathbb{E}_1[f(Z)])^2} \quad \text{because } f(Z) \in [0, 1], \\
&= \frac{4}{N} \frac{1}{\mathbb{E}_1[f(Z)]} \leq \frac{4}{N} \frac{N}{b_N^2} \quad \text{by using the condition } \rho(F_X, G_Y) \geq b_N^2/N \\
&= \frac{4}{b_N^2}.
\end{aligned}$$

As remarked in the main text, the critical value  $c_{\alpha, m, n}$  is chosen based on the mixture of  $F_X$  and  $G_Y$  and it changes with the distributions; thereby the resulting test is not distribution-free. However, since  $V_{m, n}$  is a degenerate  $V$ -statistic under  $H_0$  with the bounded kernel, one can find an universal constant  $B_\alpha$  such that

$$\begin{aligned}
(i) \quad &\frac{B_\alpha}{N} \geq c_{\alpha, m, n}^v \quad \text{for any } (F_X, G_Y), \\
(ii) \quad &\mathbb{P}_0\left(V_{m, n} \geq \frac{B_\alpha}{N}\right) \leq \alpha, \quad \text{whenever } F_X = G_Y.
\end{aligned}$$

Given  $B_\alpha$ , we take  $b_N$  such that  $b_N^2 \geq 4B_\alpha$ . Then

$$\begin{aligned}
\mathbb{P}\left(d_K(F_X, \hat{F}_X) \geq \frac{b_N}{2\sqrt{2N}} - \frac{1}{2}\sqrt{c_{\alpha, m, n}^v}\right) &\leq \mathbb{P}\left(\sqrt{m}d_K(F_X, \hat{F}_X) \geq \frac{b_N}{10}\sqrt{\frac{m}{N}}\right), \\
\mathbb{P}\left(d_K(G_Y, \hat{G}_Y) \geq \frac{b_N}{2\sqrt{2N}} - \frac{1}{2}\sqrt{c_{\alpha, m, n}^v}\right) &\leq \mathbb{P}\left(\sqrt{n}d_K(G_Y, \hat{G}_Y) \geq \frac{b_N}{10}\sqrt{\frac{n}{N}}\right).
\end{aligned}$$

Note that  $d_K(F_X, \hat{F}_X)$  can be considered as the supremum of an empirical process

$$\begin{aligned}
d_K(F_X, \hat{F}_X) &= \sup_{(t, \beta) \in \mathbb{R} \times \mathbb{S}^{d-1}} \left| F_{\beta^\top X}(t) - \hat{F}_{\beta^\top X}(t) \right| \\
&= \sup_{g \in \mathcal{G}} \left| \frac{1}{m} \sum_{i=1}^m g(X_i) - \mathbb{E}[g(X)] \right|,
\end{aligned}$$

indexed by

$$\mathcal{G} = \{x \mapsto g_{t, \beta} = I(\beta^\top x \leq t) : (t, \beta) \in \mathbb{R} \times \mathbb{S}^{d-1}\}.$$

Then, followed by Theorem 7.3 of [Giné and Nickl \(2009\)](#) and Lemma 7.2 of [Zhou et al. \(2017\)](#),

$$\mathbb{P} \left( d_K(F_X, \hat{F}_X) \geq \mathbb{E} [d_K(F_X, \hat{F}_X)] + \left\{ \frac{1}{2} + 4\mathbb{E} [d_K(F_X, \hat{F}_X)] \right\}^{1/2} \right. \\ \left. \times \sqrt{\frac{t}{m} + \frac{t}{3m}} \right) \leq 2e^{-t} \quad (38)$$

with

$$\mathbb{E} [d_K(F_X, \hat{F}_X)] \lesssim \sqrt{\frac{d}{m}} + \frac{d}{m}.$$

Similarly, the tail bound of  $d_K(G_Y, \hat{G}_Y)$  can be obtained. As a result, there exist universal constants  $C_1, C_2, C'_1, C'_2$  such that

$$\mathbb{P} \left( \sqrt{m} d_K(F_X, \hat{F}_X) \geq \frac{b_N}{10} \sqrt{\frac{m}{N}} \right) \leq C_1 \exp \left( -C_2 \sqrt{\frac{m}{N}} b_N \right) \\ \mathbb{P} \left( \sqrt{m} d_K(G_Y, \hat{G}_Y) \geq \frac{b_N}{10} \sqrt{\frac{n}{N}} \right) \leq C'_1 \exp \left( -C'_2 \sqrt{\frac{n}{N}} b_N \right).$$

Combining the results, we have obtained the uniform lower bound of the power function:

$$\mathbb{P}_1 (V_{m,n} \geq c_{\alpha,m,n}) \geq 1 - C_1 \exp \left( -C_2 \sqrt{\frac{m}{N}} b_N \right) \\ - C'_1 \exp \left( -C'_2 \sqrt{\frac{n}{N}} b_N \right) - \frac{8}{b_N^2}.$$

Therefore,

$$\inf_{(F_X, G_Y) \in \mathcal{F}(\epsilon_{m,n}^*)} \mathbb{P}_1 (V_{m,n} \geq c_{\alpha,m,n}^v) \rightarrow 1 \quad \text{as } b_N \rightarrow \infty.$$

In other words,

$$\lim_{b_N \rightarrow \infty} \sup_{(F_X, G_Y) \in \mathcal{F}(\epsilon_{m,n}^*)} \mathbb{P}_1 (\phi_{V_{m,n}} = 0) = 0,$$

as  $m, n \rightarrow \infty$ , which completes the proof.

## 2. *U*-statistic

Let  $c_{\alpha,m,n}^u$  be the  $\alpha$  level critical value of the test based on  $U_{m,n}$ . Now, consider the residual term  $R_{m,n}$  such that

$$U_{m,n} = \frac{m^3 n^3}{(m)_3 (n)_3} \left( V_{m,n} - \frac{1}{m^3 n^3} R_{m,n} \right).$$

Since the kernel  $h$  is bounded, it is seen that

$$\frac{1}{m^3 n^3} |R_{m,n}| \lesssim \frac{1}{N}.$$

Based on this result, we can find an universal constant  $C_\alpha > 0$  such that

$$\begin{aligned}\mathbb{P}_1(U_{m,n} \geq c_{\alpha,m,n}^u) &= \mathbb{P}_1\left(\frac{m^3 n^3}{(m)_3(n)_3} \left(V_{m,n} - \frac{1}{m^3 n^3} R_{m,n}\right) \geq c_{\alpha,m,n}^u\right) \\ &\geq \mathbb{P}_1\left(V_{m,n} \geq \frac{C_\alpha}{N}\right).\end{aligned}$$

We then apply the previous result on the  $V$ -statistic to show that

$$\lim_{b_N \rightarrow \infty} \sup_{(F_X, G_Y) \in \mathcal{F}(\epsilon_{m,n}^*)} \mathbb{P}_1(\phi_{U_{m,n}} = 0) = 0,$$

as  $m, n \rightarrow \infty$ .

### 3. Projection Pursuit-type Kolmogorov–Smirnov statistic

We also consider the projection pursuit-type Kolmogorov–Smirnov (KS) test statistic defined by

$$d_{K,m,n} := d_K(\hat{F}_X, \hat{G}_Y) = \sup_{(t, \beta) \in \mathbb{R} \times \mathbb{S}^{d-1}} \left| \hat{F}_{\beta^\top X}(t) - \hat{G}_{\beta^\top Y}(t) \right|.$$

The test based on the KS statistic also achieves the optimal minimax rate.

**Proposition B.1.** *Let us define the test  $\phi_{\text{KS}} = I\{d_{K,m,n} \geq c_{\alpha,m,n}\}$  where  $c_{\alpha,m,n}$  is a critical value of the null distribution. Under the same assumptions used in Theorem 4.2, we have*

$$\lim_{b_N \rightarrow \infty} \sup_{(F_X, G_Y) \in \mathcal{F}(\epsilon_{m,n}^*)} \mathbb{P}_1(\phi_{\text{KS}} = 0) = 0.$$

*Proof.* The proof is similar to that of Theorem 4.2. Using the triangle inequality,

$$d_K(F_X, G_Y) \leq d_K(F_X, \hat{F}_X) + d_K(G_Y, \hat{G}_Y) + d_K(\hat{F}_X, \hat{G}_Y).$$

Since the KS distance is lower-bounded by

$$\frac{b_N}{\sqrt{N}} \leq \sqrt{\rho(F_X, G_Y)} \leq d_K(F_X, G_Y),$$

it follows that

$$\begin{aligned}\mathbb{P}_1(d_{K,m,n} \geq c_{\alpha,m,n}) &\geq \mathbb{P}_1\left(\frac{b_N}{\sqrt{N}} - d_K(F_X, \hat{F}_X) - d_K(G_Y, \hat{G}_Y) \geq c_{\alpha,m,n}\right) \\ &= 1 - \mathbb{P}_1\left(d_K(F_X, \hat{F}_X) + d_K(G_Y, \hat{G}_Y) > \frac{b_N}{\sqrt{N}} - c_{\alpha,m,n}\right) \\ &\geq 1 - \mathbb{P}_1\left(\sqrt{m}d_K(F_X, \hat{F}_X) > \frac{b_N}{2} \sqrt{\frac{m}{N}} - \frac{1}{2} \sqrt{m c_{\alpha,m,n}}\right) \\ &\quad - \mathbb{P}_1\left(\sqrt{n}d_K(G_Y, \hat{G}_Y) > \frac{b_N}{2} \sqrt{\frac{n}{N}} - \frac{1}{2} \sqrt{n c_{\alpha,m,n}}\right).\end{aligned}$$

Now, we apply the multivariate DKW-inequality in (38) to finish the proof.  $\square$

### B.9 Proof of Lemma 4.3

Let  $\sigma_0^2$  and  $\sigma_1^2$  be the variance of

$$\frac{1}{2} [h_*(X_{2i-1}, X_{2i}; Y_{2i-1}, Y_{2i}) + h_*(X_{2i}, X_{2i-1}; Y_{2i-1}, Y_{2i})],$$

respectively. From the boundedness of  $h_*$ , we have  $0 < \sigma_0^2, \sigma_1^2 < \infty$  for all  $m, n$ . By the central limit theorem,

$$\begin{aligned} \frac{\sqrt{M}L_{m,n}}{\sigma_0} &\xrightarrow{d} N(0, 1) \quad \text{under } H_0 \\ \frac{\sqrt{M}(L_{m,n} - W_d^2(F_{X,N}, G_{Y,N}))}{\sigma_1} &= \frac{\sqrt{M}L_{m,n}}{\sigma_1} + o(1) \xrightarrow{d} N(0, 1) \quad \text{under } H_1, \end{aligned}$$

because  $W_d^2(F_{X,N}, G_{Y,N}) \asymp N^{-2\varepsilon}$  where  $\varepsilon > 1/4$ . Hence, the asymptotic null and alternative distributions are both normally distributed with the same mean zero but with (possibly) different positive variances. This means that the two asymptotic distributions cannot be perfectly separated even when  $m, n \rightarrow \infty$ . This leads to inconsistency of the resulting test. Therefore, the result follows.

### B.10 Proof of Theorem 5.1

Chakraborty and Chaudhuri (2017) show that the power based on the CQ and WMW tests are asymptotically identical under some location models, which include ours (see Theorem 2.2 of Chakraborty and Chaudhuri, 2017). Here, we will establish the rest of identities. Since  $T_{CQ}$  is easier to deal with than  $T_{WMW}$ , we will consider 1) the relationship between the CvM statistic and the CQ statistic and 2) the relationship between the energy statistic and the CQ statistic in order and will show their asymptotic identities.

**Remark B.1.** *Ramdas et al. (2015) observe that the tests based on  $T_{CQ}$ , the Gaussian MMD and a variant of the energy statistic involving a tuning parameter are the same under high-dimensional location models (Theorem 3 of Ramdas et al., 2015). Our approach is different to theirs in that we do not consider the variant of the energy statistic but the original energy statistic without tuning parameters.*

The proof is lengthy and involves Taylor approximations repeatedly. We believe that the same result can be obtained under much weaker assumptions (as evidenced by our simulations). For example, one can relax the independent assumption among covariates to some mixing conditions as in Chakraborty and Chaudhuri (2017). However, it will make the proof much longer and less straightforward. Hence, we prove the result admittedly under restricted assumptions and provide simulation results to support our claim.

#### Overview of the proof.

1. In Lemma B.2, we establish the asymptotic identity between the CvM statistic and the CQ statistic (after properly centering and scaling). We prove the result by applying Taylor approximations repeatedly and in Lemma B.3, we show that the remainder term of the approximation is negligible.

2. In Lemma B.4, we establish the asymptotic identity between the energy statistic and the CQ statistic (after properly centering and scaling) by following similar procedures applied for Lemma B.2.
3. At the end of this section, we collect the results and establish the desired identities.

We begin with establishing the relationship between the CvM statistic and the CQ statistic.

**Lemma B.2.** *Consider the same location-shifted model assumption used in Theorem 5.1 with  $\mu_X - \mu_Y = \mu$ . Then for every fixed  $m, n$  and as  $d \rightarrow \infty$ ,*

$$\frac{2\pi\sqrt{3d}}{\gamma_{m,n}} \left( U_{m,n}^* - \frac{\mu^2}{2\pi\sqrt{3}\sigma^2} \right) = \frac{1}{\sqrt{d}\sigma^2\gamma_{m,n}} (T_{CQ} - d\mu^2) + o_P(1) \xrightarrow{d} N(0, 1),$$

where

$$\gamma_{m,n} = \sqrt{\frac{2}{m(m-1)} + \frac{2}{n(n-1)} + \frac{4}{mn}}. \quad (39)$$

*Proof.* To simplify the notations, let us denote the inner products by

$$\begin{aligned} \mathcal{K}_1 &= \frac{(X_1 - Y_1)^\top (X_2 - Y_1)}{\|X_1 - Y_1\| \|X_2 - Y_1\|}, & \mathcal{K}_2 &= \frac{(X_1 - Y_2)^\top (X_2 - Y_2)}{\|X_1 - Y_2\| \|X_2 - Y_2\|} \\ \mathcal{K}_3 &= \frac{(Y_1 - X_1)^\top (Y_2 - X_1)}{\|Y_1 - X_1\| \|Y_2 - X_1\|}, & \mathcal{K}_4 &= \frac{(Y_1 - X_2)^\top (Y_2 - X_2)}{\|Y_1 - X_2\| \|Y_2 - X_2\|}. \end{aligned}$$

Then the symmetrized kernel of  $U_{m,n}^*$  becomes

$$\begin{aligned} 2\pi h_*(X_1, X_2; Y_1, Y_2) &= \\ \frac{2\pi}{3} - \frac{1}{2} (\arccos(\mathcal{K}_1) + \arccos(\mathcal{K}_2) + \arccos(\mathcal{K}_3) + \arccos(\mathcal{K}_4)). \end{aligned}$$

Since  $h_*$  is location invariant, without loss of generality, we assume  $\mathbb{E}[X] = 0$  and  $\mathbb{E}[Y] = \mu^\top 1$ . Using the Taylor expansion of  $\arccos(x)$  around  $x = 1/2$  and the central limit theorem (C.L.T.), one can show that

$$\Psi(X_1 - Y_1, X_2 - Y_1) = \frac{\pi}{3} + \frac{1}{\sqrt{3}} - \frac{2}{\sqrt{3}} \frac{(X_1 - Y_1)^\top (X_2 - Y_1)}{\|X_1 - Y_1\| \|X_2 - Y_1\|} + o_P(d^{-1/2}) \quad (40)$$

under the assumption of  $\mu_X - \mu_Y = \mu$  given in (18). Hence, the kernel  $h_*$  is approximated by

$$2\pi h_*(X_1, X_2; Y_1, Y_2) = \frac{1}{\sqrt{3}} (\mathcal{K}_1 + \mathcal{K}_2 + \mathcal{K}_3 + \mathcal{K}_4) - \frac{2}{\sqrt{3}} + o_P(d^{-1/2}).$$

For the rest of the proof, we will show that  $\mathcal{K}_1 + \mathcal{K}_2 + \mathcal{K}_3 + \mathcal{K}_4$  is dominated by

$$\begin{aligned} & h_{CQ}(X_1, X_2; Y_1, Y_2) + h_{CQ}(X_1, X_2; Y_2, Y_1) \\ &= (X_1 - Y_1)^\top (X_2 - Y_2) + (X_1 - Y_2)^\top (X_2 - Y_1) \end{aligned}$$

and therefore  $U_{m,n}$  is essentially the same as  $T_{CQ}$  as  $d \rightarrow \infty$ . In order to show this, further denote

$$\begin{aligned}\varrho_{x_1 y_1} &= \|X_1 - Y_1\|, & \varrho_{x_1 y_2} &= \|X_1 - Y_2\|, \\ \varrho_{x_2 y_1} &= \|X_2 - Y_1\|, & \varrho_{x_2 y_2} &= \|X_2 - Y_2\|.\end{aligned}$$

Note then by the law of large number and the continuous mapping theorem, we have

$$\frac{1}{d} \varrho_{x_1 y_1} \varrho_{x_2 y_1} \xrightarrow{p} 2\sigma^2 + \mu^2. \quad (41)$$

In addition, the central limit theorem provides

$$\begin{aligned}\frac{1}{\sqrt{d}} X_1^\top X_2 &= O_P(1), \\ \frac{1}{\sqrt{d}} X_1^\top Y_1 &= O_P(1), \\ \frac{1}{\sqrt{d}} (Y_1^\top Y_2 - d\mu^2) &= \frac{1}{\sqrt{d}} Y_1^\top Y_2 + o(1) \\ &= O_P(1) \quad \text{from the condition in (18)}.\end{aligned} \quad (42)$$

By (41) and (42), we can approximate

$$\begin{aligned}& \mathcal{K}_1 + \mathcal{K}_2 + \mathcal{K}_3 + \mathcal{K}_4 \\ &= \frac{1}{2d\sigma^2 + d\mu^2} \left\{ X_1^\top X_2 - X_1^\top Y_1 - X_2^\top Y_1 + X_1^\top X_2 - X_1^\top Y_2 \right. \\ & \quad \left. - X_2^\top Y_2 + Y_1^\top Y_2 - Y_1^\top X_1 - Y_2^\top X_1 + Y_1^\top Y_2 - Y_1^\top X_2 - Y_2^\top X_2 \right\} \\ & \quad + \frac{Y_1^\top Y_1}{\varrho_{x_1 y_1} \varrho_{x_2 y_1}} + \frac{Y_2^\top Y_2}{\varrho_{x_1 y_2} \varrho_{x_2 y_2}} + \frac{X_1^\top X_1}{\varrho_{x_1 y_1} \varrho_{x_1 y_2}} + \frac{X_2^\top X_2}{\varrho_{x_2 y_1} \varrho_{x_2 y_2}} + o_P(d^{-1/2}) \\ &= \frac{1}{2d\sigma^2 + d\mu^2} \left\{ (X_1 - Y_1)^\top (X_2 - Y_2) + (X_1 - Y_2)^\top (X_2 - Y_1) \right\} \\ & \quad - \frac{1}{2d\sigma^2 + d\mu^2} \left\{ Y_1^\top X_1 + Y_2^\top X_1 + Y_1^\top X_2 + Y_2^\top X_2 \right\} \\ & \quad + \frac{Y_1^\top Y_1}{\varrho_{x_1 y_1} \varrho_{x_2 y_1}} + \frac{Y_2^\top Y_2}{\varrho_{x_1 y_2} \varrho_{x_2 y_2}} + \frac{X_1^\top X_1}{\varrho_{x_1 y_1} \varrho_{x_1 y_2}} + \frac{X_2^\top X_2}{\varrho_{x_2 y_1} \varrho_{x_2 y_2}} + o_P(d^{-1/2}).\end{aligned}$$

Hence,

$$\begin{aligned}& \mathcal{K}_1 + \mathcal{K}_2 + \mathcal{K}_3 + \mathcal{K}_4 \\ &= \frac{1}{2d\sigma^2 + d\mu^2} \left\{ h_{CQ}(X_1, X_2; Y_1, Y_2) + h_{CQ}(X_1, X_2; Y_2, Y_1) \right\} \\ & \quad + \mathcal{R}_d + o_P(d^{-1/2}),\end{aligned}$$

where

$$\begin{aligned}\mathcal{R}_d = & \frac{Y_1^\top Y_1}{\varrho_{x_1 y_1} \varrho_{x_2 y_1}} + \frac{Y_2^\top Y_2}{\varrho_{x_1 y_2} \varrho_{x_2 y_2}} + \frac{X_1^\top X_1}{\varrho_{x_1 y_1} \varrho_{x_1 y_2}} + \frac{X_2^\top X_2}{\varrho_{x_2 y_1} \varrho_{x_2 y_2}} \\ & - \frac{1}{2d\sigma^2 + d\mu^2} \left\{ Y_1^\top X_1 + Y_2^\top X_1 + Y_1^\top X_2 + Y_2^\top X_2 \right\}.\end{aligned}$$

Now if we can show

$$\mathcal{R}_d = o_P(d^{-1/2}),$$

then  $\mathcal{K}_1 + \mathcal{K}_2 + \mathcal{K}_3 + \mathcal{K}_4$  is asymptotically identical with  $h_{CQ}(X_1, X_2; Y_1, Y_2) + h_{CQ}(X_1, X_2; Y_2, Y_1)$  up to some scaling part as  $d \rightarrow \infty$ . However, it is hard to handle  $(X_i^\top X_i)/(\varrho_{x_i y_1} \varrho_{x_i y_2})$  and  $(Y_i^\top Y_i)/(\varrho_{x_1 y_i} \varrho_{x_2 y_i})$  directly. So we need to further approximate  $\mathcal{R}_d$ .

Again, by the C.L.T. and the weak law of large number, we have

$$\frac{Y_1^\top Y_1}{\varrho_{x_1 y_1} \varrho_{x_2 y_1}} = \frac{Y_1^\top Y_1}{d(2\sigma^2 + \mu^2)} - \frac{\sigma^2 + \mu^2}{2\sigma^2 + \mu^2} + \frac{d(\sigma^2 + \mu^2)}{\varrho_{x_1 y_1} \varrho_{x_2 y_1}} + o_P(d^{-1/2}).$$

In order to deal with the inverse of  $\varrho_{x_1 y_1} \varrho_{x_2 y_1}$ , once again use the Taylor expansion of  $f(x) = 1/\sqrt{x}$  around at  $x = 4$  to show

$$\frac{d(\sigma^2 + \mu^2)}{\varrho_{x_1 y_1} \varrho_{x_2 y_1}} = \frac{1}{2} + \frac{1}{4} - \frac{\varrho_{x_1 y_1}^2 \varrho_{x_2 y_1}^2}{16d^2(\sigma^2 + \mu^2)^2} + o_P(d^{-1/2}).$$

Hence, we have

$$\frac{Y_1^\top Y_1}{\varrho_{x_1 y_1} \varrho_{x_2 y_1}} = \frac{3}{4} - \frac{\sigma^2 + \mu^2}{2\sigma^2 + \mu^2} - \frac{\varrho_{x_1 y_1}^2 \varrho_{x_2 y_1}^2}{16d^2(\sigma^2 + \mu^2)^2} + \frac{Y_1^\top Y_1}{d(2\sigma^2 + \mu^2)} + o_P(d^{-1/2}).$$

Similarly,

$$\begin{aligned}\frac{Y_2^\top Y_2}{\varrho_{x_1 y_2} \varrho_{x_2 y_2}} &= \frac{3}{4} - \frac{\sigma^2 + \mu^2}{2\sigma^2 + \mu^2} - \frac{\varrho_{x_1 y_2}^2 \varrho_{x_2 y_2}^2}{16d^2(\sigma^2 + \mu^2)^2} + \frac{Y_2^\top Y_2}{d(2\sigma^2 + \mu^2)} + o_P(d^{-1/2}) \\ \frac{X_1^\top X_1}{\varrho_{x_1 y_1} \varrho_{x_1 y_2}} &= \frac{3}{4} - \frac{\sigma^2 + \mu^2}{2\sigma^2 + \mu^2} - \frac{\varrho_{x_1 y_1}^2 \varrho_{x_1 y_2}^2}{16d^2(\sigma^2 + \mu^2)^2} + \frac{X_1^\top X_1}{d(2\sigma^2 + \mu^2)} + o_P(d^{-1/2}) \\ \frac{X_2^\top X_2}{\varrho_{x_2 y_1} \varrho_{x_2 y_2}} &= \frac{3}{4} - \frac{\sigma^2 + \mu^2}{2\sigma^2 + \mu^2} - \frac{\varrho_{x_2 y_1}^2 \varrho_{x_2 y_2}^2}{16d^2(\sigma^2 + \mu^2)^2} + \frac{X_2^\top X_2}{d(2\sigma^2 + \mu^2)} + o_P(d^{-1/2}).\end{aligned}$$

Let us denote

$$\begin{aligned}\varpi(X_1, X_2, Y_1, Y_2) := & Y_1^\top Y_1 + Y_2^\top Y_2 + X_1^\top X_1 + X_2^\top X_2 \\ & - Y_1^\top X_1 - Y_2^\top X_1 - Y_1^\top X_2 - Y_2^\top X_2.\end{aligned}$$

By combining the above results and letting  $\bar{\mathcal{R}}_d$  be

$$\begin{aligned}\bar{\mathcal{R}}_d = & \frac{1}{d(2\sigma^2 + \mu^2)} \varpi(X_1, X_2, Y_1, Y_2) + \frac{2\sigma^2 - \mu^2}{2\sigma^2 + \mu^2} \\ & - \frac{1}{16d^2(\sigma^2 + \mu^2)^2} \left\{ \varrho_{x_1 y_1}^2 \varrho_{x_2 y_1}^2 + \varrho_{x_1 y_2}^2 \varrho_{x_2 y_2}^2 + \varrho_{x_1 y_1}^2 \varrho_{x_1 y_2}^2 + \varrho_{x_2 y_1}^2 \varrho_{x_2 y_2}^2 \right\},\end{aligned}\tag{43}$$



we have

$$\mathcal{R}_d = \overline{\mathcal{R}}_d + o_P(d^{-1/2}).$$

Let  $\eta_k$  be the  $k$ th moment of each coordinate of  $\mathcal{W}$ , that is

$$\eta_k = \mathbb{E} \left[ \mathcal{W}_1^k \right]. \quad (44)$$

After straightforward calculation, one can obtain the following moments:

$$\begin{aligned} \mathbb{E} [\varrho_{x_1 y_1}^2 \varrho_{x_2 y_1}^2] &= \mathbb{E} [\varrho_{x_1 y_2}^2 \varrho_{x_2 y_2}^2] \\ &= d^2 \mu^4 + 4d^2 \mu^2 \sigma^2 + 4d^2 \sigma^4 + 4d \mu^2 \sigma^2 - d \sigma^4 + 4d \eta_3 \mu + d \eta_4, \end{aligned}$$

and similarly

$$\begin{aligned} \mathbb{E} [\varrho_{x_1 y_1}^2 \varrho_{x_1 y_2}^2] &= \mathbb{E} [\varrho_{x_2 y_1}^2 \varrho_{x_2 y_2}^2] \\ &= d^2 \mu^4 + 4d^2 \mu^2 \sigma^2 + 4d^2 \sigma^4 + 4d \mu^2 \sigma^2 - d \sigma^4 - 4d \eta_3 \mu + d \eta_4. \end{aligned}$$

Based on these moments, the expected value of  $\overline{\mathcal{R}}_d$  is calculated by

$$\begin{aligned} \mathbb{E} [\overline{\mathcal{R}}_d] &= 2 + \frac{2\sigma^2 - \mu^2}{2\sigma^2 + \mu^2} - \frac{1}{16d^2(\sigma^2 + \mu^2)^2} \\ &\quad \times \left\{ 4d^2 \mu^4 + 16d^2 \mu^2 \sigma^2 + 16d^2 \sigma^4 + 16d \mu^2 \sigma^2 - 4d \sigma^4 + 4d \eta_4 \right\}. \end{aligned}$$

Then, under the condition in (18), one can show that

$$\begin{aligned} &\sqrt{d} (\mathbb{E} [\overline{\mathcal{R}}_d] - 2) \\ &= \frac{\sqrt{d}(2\sigma^2 - \mu^2)}{2\sigma^2 + \mu^2} - \frac{\sqrt{d}}{16d^2(\sigma^2 + \mu^2)^2} \\ &\quad \times \left\{ 4d^2 \mu^4 + 16d^2 \mu^2 \sigma^2 + 16d^2 \sigma^4 + 16d \mu^2 \sigma^2 \right\} + o(1) \\ &= \frac{\sqrt{d}(2\sigma^2 - \mu^2)}{2\sigma^2 + \mu^2} - \frac{\sqrt{d}}{16d^2(\sigma^2 + \mu^2)^2} \left\{ 16d^2 \mu^2 \sigma^2 + 16d^2 \sigma^4 \right\} + o(1) \\ &= \frac{-\sqrt{d} \mu^6 - \sqrt{d} \mu^4 \sigma^2}{(2\sigma^2 + \mu^2)(\sigma^2 + \mu^2)^2} + o(1) \\ &= o(1). \end{aligned}$$

Now, from Lemma B.3, the remainder term becomes negligible:

$$\sqrt{d} (\overline{\mathcal{R}}_d - 2) = o_P(1).$$

In the end, we have established the following approximation:

$$\begin{aligned} &2\pi \sqrt{d} h_*(X_1, X_2; Y_1, Y_2) \\ &= \frac{1}{\sqrt{3d}(2\sigma^2 + \mu^2)} \left\{ h_{CQ}(X_1, X_2; Y_1, Y_2) + h_{CQ}(X_1, X_2; Y_2, Y_1) \right\} + o_P(1) \end{aligned}$$

$$= \frac{1}{2\sqrt{3d}\sigma^2} \left\{ h_{CQ}(X_1, X_2; Y_1, Y_2) + h_{CQ}(X_1, X_2; Y_2, Y_1) \right\} + o_P(1).$$

Combining this result with Theorem 2.1 in [Chakraborty and Chaudhuri \(2017\)](#), we finish the proof by obtaining

$$\frac{2\pi\sqrt{3d}}{\gamma_{m,n}} \left( U_{m,n}^* - \frac{\mu^2}{2\pi\sqrt{3}\sigma^2} \right) = \frac{1}{\sqrt{d}\sigma^2\gamma_{m,n}} \left( T_{CQ} - d\mu^2 \right) + o_P(1) \xrightarrow{d} N(0, 1).$$

□

The next lemma shows that the variance of  $\overline{\mathcal{R}}_d$  is smaller order of  $d^{-1}$ ; thereby, the residual term is asymptotically negligible. We first upper-bound the variance of  $\overline{\mathcal{R}}_d$  by using the Efron-Stein inequality and then establish the result.

**Lemma B.3.** *Consider the same model assumption in Theorem 5.1 with  $\mu = o(1)$ . Then*

$$\mathbb{V}[\overline{\mathcal{R}}_d] = o(d^{-1}),$$

where  $\overline{\mathcal{R}}_d$  is given in (43).

*Proof.* First, define

$$\begin{aligned} Z &= \overline{\mathcal{R}}_d - \frac{2\sigma^2 - \mu^2}{2\sigma^2 + \mu^2} \\ &= f(\underbrace{X_{11}, \dots, X_{1d}}_{X_1}, \underbrace{X_{21}, \dots, X_{2d}}_{X_2}, \underbrace{Y_{11}, \dots, Y_{1d}}_{Y_1}, \underbrace{Y_{21}, \dots, Y_{2d}}_{Y_2}). \end{aligned}$$

We will show the variance of  $Z$  is of  $o(d^{-1})$ .

Based on the Efron-Stein inequality, the variance of  $\overline{\mathcal{R}}_d$  is upper bounded by

$$\begin{aligned} \mathbb{V}(Z) &\leq \sum_{i=1}^{4d} \mathbb{E} \left[ \left( Z - \mathbb{E}^{(i)} Z \right)^2 \right] \\ &= 2d \mathbb{E} \left[ \left( Z - \mathbb{E}^{(1)} Z \right)^2 \right] + 2d \mathbb{E} \left[ \left( Z - \mathbb{E}^{(2d+1)} Z \right)^2 \right], \end{aligned}$$

where  $\mathbb{E}^{(i)}[\cdot]$  is the conditional expectation conditioned on everything but  $i$ th element of  $(X_{11}, \dots, X_{1d}, X_{21}, \dots, X_{2d}, Y_{11}, \dots, Y_{1d}, Y_{21}, \dots, Y_{2d})$ . Without loss of generality, assume  $\mathbb{E}[X_{1i}] = \mathbb{E}[X_{2i}] = 0$  and  $\mathbb{E}[Y_{1i}] = \mathbb{E}[Y_{2i}] = \mu$ .

For the rest of the proof, we will upper bound (i)  $2d \mathbb{E} \left[ \left( Z - \mathbb{E}^{(1)} Z \right)^2 \right]$  and (ii)  $2d \mathbb{E} \left[ \left( Z - \mathbb{E}^{(2d+1)} Z \right)^2 \right]$  in sequence.

#### Bounding the first term.

Let us begin with dealing with  $Z - \mathbb{E}^{(1)} Z$ . We define

$$\vartheta_d = 16d^3(\sigma^2 + \mu^2)^2(2\sigma^2 + \mu^2)$$

so that

$$\vartheta_d^2 \mathbb{E} \left[ \left( Z - \mathbb{E}^{(1)} Z \right)^2 \right] = \mathbb{E} [(\mathcal{I}_{(1)} - \mathcal{I}_{(2)})^2] = \mathbb{E} [\mathcal{I}_{(1)}^2 + \mathcal{I}_{(2)}^2 - 2\mathcal{I}_{(1)}\mathcal{I}_{(2)}]$$

where

$$\begin{aligned} \mathcal{I}_{(1)} &= 16d^2(\sigma^2 + \mu^2)^2 \left\{ X_{11}^2 - \sigma^2 - X_{11}Y_{11} - X_{11}Y_{21} \right\}, \\ \mathcal{I}_{(2)} &= d(2\sigma^2 + \mu^2) \left\{ \Delta_1 + \Delta_2 \left( \sum_{i=2}^d (Y_{2i} - X_{1i})^2 + \sum_{i=1}^d (Y_{1i} - X_{2i})^2 \right) \right. \\ &\quad \left. + \Delta_3 \left( \sum_{i=2}^d (Y_{1i} - X_{1i})^2 + \sum_{i=1}^d (Y_{2i} - X_{2i})^2 \right) \right\}, \end{aligned}$$

and

$$\begin{aligned} \Delta_1 &= Y_{11}^2 X_{11}^2 - 2Y_{11}^2 Y_{21} X_{11} - 2Y_{11} Y_{21}^2 X_{11} + 4Y_{11} Y_{21} X_{11}^2 - 2Y_{11} X_{11}^3 \\ &\quad + Y_{21}^2 X_{11}^2 - 2Y_{21} X_{11}^3 + X_{11}^4 - \sigma^2 Y_{11}^2 - \sigma^2 Y_{21}^2 - \eta_4, \\ \Delta_2 &= X_{11}^2 - 2Y_{11} X_{11} - \sigma^2, \\ \Delta_3 &= X_{11}^2 - 2Y_{21} X_{11} - \sigma^2. \end{aligned}$$

Since the goal is to show

$$2d\mathbb{E} \left[ \left( Z - \mathbb{E}^{(1)} Z \right)^2 \right] = o(d^{-1}),$$

and  $\vartheta_d^2$  is order of  $d^6$ , it is enough to show that

$$\mathbb{E} [(\mathcal{I}_{(1)} - \mathcal{I}_{(2)})^2] = o(d^4).$$

For this reason, we ignore the terms that are of smaller order than  $d^4$ . Based on the fact that  $\mu = o(1)$ , the expected value of  $\mathcal{I}_{(1)}^2$  is approximated by

$$\mathbb{E} [\mathcal{I}_{(1)}^2] = (256\sigma^{12} + 256\eta_4\sigma^8)d^4 + o(d^{-4}).$$

Similarly, one can have

$$\mathbb{E} [\mathcal{I}_{(2)}^2] = (256\sigma^{12} + 256\eta_4\sigma^8)d^4 + o(d^{-4}).$$

On the other hand,

$$-2\mathbb{E} [\mathcal{I}_{(1)}\mathcal{I}_{(2)}] = -(512\sigma^{12} + 512\eta_4\sigma^8)d^4 + o(d^{-4}),$$

therefore, we conclude

$$2d\mathbb{E} \left[ \left( Z - \mathbb{E}^{(1)} Z \right)^2 \right] = o(d^{-1}). \quad (45)$$

**Bounding the second term.**

Next, we will prove

$$2d\mathbb{E} \left[ \left( Z - \mathbb{E}^{(2d+1)} Z \right)^2 \right] = o(d^{-1}).$$

Similar to the previous step, define

$$\vartheta_d = 16d^3(\sigma^2 + \mu^2)^2(2\sigma^2 + \mu^2)$$

so that

$$\vartheta_d^2 \mathbb{E} \left[ \left( Z - \mathbb{E}^{(2d+1)} Z \right)^2 \right] = \mathbb{E} \left[ (\mathcal{J}_{(1)} - \mathcal{J}_{(2)})^2 \right] = \mathbb{E} \left[ \mathcal{J}_{(1)}^2 + \mathcal{J}_{(2)}^2 - 2\mathcal{J}_{(1)}\mathcal{J}_{(2)} \right],$$

where

$$\begin{aligned} \mathcal{J}_{(1)} &= 16d^2(\sigma^2 + \mu^2)^2 \left\{ Y_{11}^2 - (\sigma^2 + \mu^2) - X_{11}Y_{11} + X_{11}\mu - X_{21}Y_{11} + X_{21}\mu \right\} \\ \mathcal{J}_{(2)} &= d(2\sigma^2 + \mu^2) \left\{ \Delta'_1 + \Delta'_2 \left( \sum_{i=2}^d (X_{2i} - Y_{1i})^2 + \sum_{i=1}^d (X_{1i} - Y_{2i})^2 \right) \right. \\ &\quad \left. + \Delta'_3 \left( \sum_{i=2}^d (X_{1i} - Y_{1i})^2 + \sum_{i=1}^d (X_{2i} - Y_{2i})^2 \right) \right\}, \end{aligned}$$

and

$$\begin{aligned} \Delta'_1 &= X_{11}^2 Y_{11}^2 - 2X_{11}^2 X_{21} Y_{11} - 2X_{11} X_{21}^2 Y_{11} + 4X_{11} X_{21} Y_{11}^2 - 2X_{11} Y_{11}^3 \\ &\quad + X_{21}^2 Y_{11}^2 - 2X_{21} Y_{11}^3 + Y_{11}^4 - \mu^4 - \mu^2 X_{11}^2 - \mu^2 X_{21}^2 - 6\mu^2 \sigma^2 \\ &\quad - 4\mu\eta_4 - \sigma^2 X_{11}^2 - \sigma^2 X_{21}^2 - \eta_4, \\ \Delta'_2 &= Y_{11}^2 - 2X_{11} Y_{11} + 2X_{11}\mu - \mu^2 - \sigma^2, \\ \Delta'_3 &= Y_{11}^2 - 2X_{21} Y_{11} + 2X_{21}\mu - \mu^2 - \sigma^2. \end{aligned}$$

Once again, after ignoring small order terms, we have

$$\begin{aligned} \mathbb{E} \left[ \mathcal{J}_{(1)}^2 \right] &= (256\sigma^{12} + 256\eta_4\sigma^8)d^4 + o(d^{-4}) \\ \mathbb{E} \left[ \mathcal{J}_{(2)}^2 \right] &= (256\sigma^{12} + 256\eta_4\sigma^8)d^4 + o(d^{-4}) \\ -2\mathbb{E} \left[ \mathcal{J}_{(1)}\mathcal{J}_{(2)} \right] &= -(512\sigma^{12} + 512\eta_4\sigma^8)d^4 + o(d^{-4}), \end{aligned}$$

and therefore we conclude

$$2d\mathbb{E} \left[ \left( Z - \mathbb{E}^{(2d+1)} Z \right)^2 \right] = o(d^{-1}). \quad (46)$$

Combining (45) with (46),

$$\mathbb{V} [\overline{\mathcal{R}}_d] = \mathbb{V} [Z] \leq 2d\mathbb{E} \left[ \left( Z - \mathbb{E}^{(1)} Z \right)^2 \right] + 2d\mathbb{E} \left[ \left( Z - \mathbb{E}^{(2d+1)} Z \right)^2 \right] = o(d^{-1}),$$

which completes the proof.  $\square$

The following lemma is about the high-dimensional approximation of the energy statistic to the CQ statistic:

**Lemma B.4.** *Suppose  $X$  and  $Y$  satisfy the assumptions in Theorem 5.1 with  $\mu_X - \mu_Y = \mu$ . Then for every fixed  $m, n$  and  $d \rightarrow \infty$ ,*

$$\frac{\sqrt{2}}{\gamma_{m,n}\sigma} \left( E_{m,n} - \sqrt{\frac{d}{2}} \frac{\mu^2}{\sigma} \right) = \frac{1}{\sqrt{d}\sigma^2\gamma_{m,n}} \left( T_{CQ} - d\mu^2 \right) + o_P(1) \xrightarrow{d} N(0, 1),$$

where  $E_{m,n}$  is the energy statistic given in (10) and  $\gamma_{m,n}$  is given in (39).

*Proof.* Consider the symmetrized kernel of the energy statistic  $E_{m,n}$ :

$$\begin{aligned} \chi_{Energy}^*(X_1, X_2; Y_1, Y_2) &= \frac{1}{2} \{ \|X_1 - Y_1\| + \|X_2 - Y_1\| + \|X_1 - Y_2\| + \|X_2 - Y_2\| \} \\ &\quad - \|X_1 - X_2\| - \|Y_1 - Y_2\|. \end{aligned}$$

Based on the C.L.T. and Taylor expansion of  $f(x) = \sqrt{x}$  at  $x = d(2\sigma^2 + \mu^2)$ ,

$$\|X_1 - Y_1\| = \frac{1}{2} \sqrt{d(2\sigma^2 + \mu^2)} + \frac{1}{2\sqrt{d(2\sigma^2 + \mu^2)}} \|X_1 - Y_1\|^2 + o_P(1).$$

Similarly,

$$\begin{aligned} \|X_1 - X_2\| &= \frac{1}{2} \sqrt{2d\sigma^2} + \frac{1}{2\sqrt{2d\sigma^2}} \|X_1 - X_2\|^2 + o_P(1) \\ \|Y_1 - Y_2\| &= \frac{1}{2} \sqrt{2d\sigma^2} + \frac{1}{2\sqrt{2d\sigma^2}} \|Y_1 - Y_2\|^2 + o_P(1). \end{aligned}$$

Therefore,

$$\begin{aligned} \chi_{Energy}^*(X_1, X_2; Y_1, Y_2) &= \frac{1}{4\sqrt{d(2\sigma^2 + \mu^2)}} \left\{ \|X_1 - Y_1\|^2 + \|X_2 - Y_1\|^2 + \|X_1 - Y_2\|^2 + \|X_2 - Y_2\|^2 \right\} \\ &\quad + \sqrt{d(2\sigma^2 + \mu^2)} - \sqrt{2d\sigma^2} - \frac{1}{2\sqrt{2d\sigma^2}} \left\{ \|X_1 - X_2\|^2 + \|Y_1 - Y_2\|^2 \right\} + o_P(1) \\ &= \frac{1}{2\sqrt{d(2\sigma^2 + \mu^2)}} \left\{ h_{CQ}(X_1, X_2; Y_1, Y_2) + h_{CQ}(X_1, X_2; Y_2, Y_1) \right\} \\ &\quad + \widehat{\mathcal{R}}_d + o_P(1), \end{aligned}$$

where

$$\begin{aligned} \widehat{\mathcal{R}}_d &= \sqrt{d(2\sigma^2 + \mu^2)} - \sqrt{2d\sigma^2} + \left( \frac{1}{2\sqrt{d(2\sigma^2 + \mu^2)}} - \frac{1}{2\sqrt{2d\sigma^2}} \right) \\ &\quad \times \left\{ \|X_1 - X_2\|^2 + \|Y_1 - Y_2\|^2 \right\}. \end{aligned}$$

Note that

$$\frac{1}{\sqrt{d}} \left\{ \|X_1 - X_2\|^2 + \|Y_1 - Y_2\|^2 - 4d\sigma^2 \right\} = O_P(1),$$

and thus the remainder term becomes negligible under the assumption in (18), i.e.

$$\begin{aligned} \hat{\mathcal{R}}_d &= \sqrt{d(2\sigma^2 + \mu^2)} - \sqrt{2d\sigma^2} + 4\sqrt{d}\sigma^2 \left( \frac{1}{2\sqrt{2\sigma^2 + \mu^2}} - \frac{1}{2\sqrt{2\sigma^2}} \right) + o_P(1) \\ &= \sqrt{d} \frac{(4\sigma^2 + \mu^2)\sqrt{2\sigma^2} - 4\sigma^2\sqrt{2\sigma^2 + \mu^2}}{2\sqrt{\sigma^4 + \mu^2\sigma^2}} + o_P(1) \\ &= \frac{\sqrt{d} \left( (4\sigma^2 + \mu^2)\sqrt{2\sigma^2} - 4\sigma^2 \left[ \sqrt{2\sigma^2} + \frac{\sqrt{2\sigma^2}}{4\sigma^2} \mu^2 + O(\mu^4) \right] \right)}{2\sqrt{\sigma^4 + \mu^2\sigma^2}} + o_P(1) \\ &= O(\sqrt{d}\mu^4) + o_P(1) = o_P(1). \end{aligned}$$

Furthermore, it is clear to see that

$$\begin{aligned} &\frac{1}{2\sqrt{d(2\sigma^2 + \mu^2)}} \left\{ h_{CQ}(X_1, X_2; Y_1, Y_2) + h_{CQ}(X_1, X_2; Y_2, Y_1) \right\} \\ &= \frac{1}{2\sqrt{2d\sigma^2}} \left\{ h_{CQ}(X_1, X_2; Y_1, Y_2) + h_{CQ}(X_1, X_2; Y_2, Y_1) \right\} + o_P(1). \end{aligned}$$

Finally, we have established

$$\begin{aligned} &\chi_{Energy}^*(X_1, X_2; Y_1, Y_2) \\ &= \frac{1}{2\sqrt{2d\sigma^2}} \left\{ h_{CQ}(X_1, X_2; Y_1, Y_2) + h_{CQ}(X_1, X_2; Y_2, Y_1) \right\} + o_P(1) \end{aligned}$$

and after centering and scaling properly, we can obtain the result.  $\square$

Finally, we collect the previous results and prove the main result in Theorem 5.1.

### Main Proof of Theorem 5.1

Suppose  $X$  and  $Y$  satisfy the model assumptions in Theorem 5.1 with

$$\mu = \frac{\psi}{d^{1/4}\sqrt{m+n}}.$$

Then for every fixed  $m, n$  as  $d \rightarrow \infty$ , followed by Lemma B.2, Lemma B.4 and Theorem 2.1 of Chakraborty and Chaudhuri (2017), we have

$$\lim_{d \rightarrow \infty} \beta_{CvM}(\delta) = \lim_{d \rightarrow \infty} \beta_{Energy}(\delta) = \lim_{d \rightarrow \infty} \beta_{CQ}(\delta) = \lim_{d \rightarrow \infty} \beta_{WMW}(\delta),$$

and they converge to

$$\Phi \left( -z_\alpha + \frac{\psi^2}{(m+n)\gamma_{m,n}\sigma^2} \right).$$

Lastly, we finish the proof by noting that

$$(m+n)\gamma_{m,n} \rightarrow \frac{\sqrt{2}}{\pi_1\pi_2} \quad \text{as } m, n \rightarrow \infty.$$

### B.11 Proof of Lemma 6.1

For given  $w \in \mathbb{R}^d$ , it is seen that

$$\begin{aligned}
& \int_{\mathbb{S}^{d-1}} \left| I(\beta^\top z \leq \beta^\top w) - I(\beta^\top z' \leq \beta^\top w) \right| d\lambda(\beta) \\
&= \int_{\mathbb{S}^{d-1}} I(\beta^\top z \leq \beta^\top w < \beta^\top z') + I(\beta^\top z' \leq \beta^\top w < \beta^\top z) d\lambda(\beta) \\
&= \frac{1}{2} - \frac{1}{2\pi} \arccos \left\{ \frac{(z-w)^\top (w-z')}{\|z-w\| \|w-z'\|} \right\} + \frac{1}{2} - \frac{1}{2\pi} \arccos \left\{ \frac{(z'-w)^\top (w-z)}{\|z'-w\| \|w-z\|} \right\} \\
&= 1 - \frac{1}{\pi} \arccos \left\{ \frac{(z-w)^\top (w-z')}{\|z-w\| \|w-z'\|} \right\} \\
&= \frac{1}{\pi} \left( \pi - \arccos \left\{ \frac{(z-w)^\top (w-z')}{\|z-w\| \|w-z'\|} \right\} \right) \\
&\stackrel{(i)}{=} \frac{1}{\pi} \arccos \left\{ \frac{(z-w)^\top (z'-w)}{\|z-w\| \|z'-w\|} \right\} := \rho_{Angle}(z, z'; w),
\end{aligned} \tag{47}$$

where (i) is due to  $\arccos(x) + \arccos(-x) = \pi$ . Then  $\rho_{Angle}(z, z')$  is the expected value of  $\rho_{Angle}(z, z'; W_*)$  over  $W_* \sim 1/2F_X + 1/2G_Y$ , i.e.

$$\begin{aligned}
\rho_{Angle}(z, z') &= \mathbb{E}_{W_*} [\rho_{Angle}(z, z'; W_*)] \\
&= \frac{1}{\pi} \mathbb{E}_{W_*} \left[ \arccos \left\{ \frac{(z-W_*)^\top (z'-W_*)}{\|z-W_*\| \|z'-W_*\|} \right\} \right].
\end{aligned}$$

Now, if  $z = z'$ , it is trivial to see  $\rho_{Angle}(z, z') = 0$ . In addition, if  $\rho_{Angle}(z, z') = 0$ , then we have  $z = z'$ . In order to show the second direction, note that  $\arccos$  is a positive and monotone decreasing function and so  $\rho_{Angle}(z, z') = 0$  implies that

$$\frac{(z-W_*)^\top (z'-W_*)}{\|z-W_*\| \|z'-W_*\|} = 1,$$

almost surely with respect to  $1/2F_X + 1/2G_Y$ . By the Cauchy-Schwarz, the inner product becomes one if and only if  $(z-W_*)$  or  $(z'-W_*)$  is a multiple of the other. This is only possible when  $z-W_* = z'-W_*$  almost surely, which implies  $z = z'$ . The symmetry property follows easily by the definition of  $\rho_{Angle}$ . In addition, from triangle inequality, we have

$$\begin{aligned}
& \int_{\mathbb{S}^{d-1}} \left| I(\beta^\top z \leq \beta^\top w) - I(\beta^\top z' \leq \beta^\top w) \right| d\lambda(\beta) \\
&\leq \int_{\mathbb{S}^{d-1}} \left| I(\beta^\top z \leq \beta^\top w) - I(\beta^\top z'' \leq \beta^\top w) \right| d\lambda(\beta) \\
&\quad + \int_{\mathbb{S}^{d-1}} \left| I(\beta^\top z'' \leq \beta^\top w) - I(\beta^\top z' \leq \beta^\top w) \right| d\lambda(\beta),
\end{aligned}$$

and therefore by the equality in (47), we can establish

$$\rho_{Angle}(z, z'; w) \leq \rho_{Angle}(z, z''; w) + \rho_{Angle}(z', z''; w).$$

Now, by taking the expectation over  $W_*$ , we conclude that

$$\rho_{Angle}(z, z') \leq \rho_{Angle}(z, z'') + \rho_{Angle}(z', z'').$$

Next, we will show that for  $\forall n \geq 2$ ,  $z_1, \dots, z_n \in S$ , and  $\alpha_1, \dots, \alpha_n \in \mathbb{R}$ , with  $\sum_{i=1}^n \alpha_i = 0$ ,

$$\sum_{i=1}^n \sum_{j=1}^n \alpha_i \alpha_j \rho_{Angle}(z_i, z_j) \leq 0.$$

The result follows from Section 6 of [Bogomolny et al. \(2007\)](#) who showed that for each fixed  $w$ ,

$$\sum_{i=1}^n \sum_{j=1}^n \alpha_i \alpha_j \rho_{Angle}(z_i, z_j; w) \leq 0, \quad (48)$$

for any  $\alpha_1, \dots, \alpha_n \in \mathbb{R}$ , with  $\sum_{i=1}^n \alpha_i = 0$ . Therefore, by taking the expected value over  $W_*$  in (48), we conclude that  $\rho_{Angle}$  is of negative-type.

Regarding Remark 6.1, note that

$$\begin{aligned} & \mathbb{E}_\nu [\rho_{Angle}(z, z'; \nu)] \\ &= \int_{\mathbb{S}^{d-1}} \int_{\mathbb{R}} I(\beta^\top z \leq \nu < \beta^\top z') + I(\beta^\top z' \leq \nu < \beta^\top z) d\nu d\lambda(\beta) \\ &\stackrel{(i)}{=} \int_{\mathbb{S}^{d-1}} |\beta^\top (z - z')| d\lambda(\beta) \\ &\stackrel{(ii)}{=} \gamma_d \|z - z'\|, \end{aligned}$$

where (i) and (ii) are due to Lemma 2.1 and Lemma 2.3 of [Baringhaus and Franz \(2004\)](#) and

$$\gamma_d = \frac{\sqrt{\pi}(d-1)\Gamma((d-2)/2)}{2\Gamma(d/2)}.$$

Therefore, the generalized angular distance with the Lebesgue measure corresponds to the Euclidean distance.

## B.12 Proof of Theorem 7.1

Given  $\alpha \in \mathbb{S}^{p-1}$ ,  $\beta \in \mathbb{S}^{q-1}$ , expand the square term to have

$$\begin{aligned} & \left\{ 4\mathbb{P} \left( \alpha^\top (X_1 - X_2) < 0, \beta^\top (Y_1 - Y_2) < 0 \right) - 1 \right\}^2 \\ &= 16\mathbb{E} \left[ I(\alpha^\top (X_1 - X_2) < 0, \alpha^\top (X_3 - X_4) < 0) \right. \\ & \quad \left. \times I(\beta^\top (Y_1 - Y_2) < 0, \beta^\top (Y_3 - Y_4) < 0) \right] \end{aligned}$$



$$-8\mathbb{E} \left[ I(\alpha^\top (X_1 - X_2) < 0) \times I(\beta^\top (Y_1 - Y_2) < 0) \right] + 1.$$

By applying Lemma 2.2, the first term becomes

$$\mathbb{E} \left[ \left( 2 - \frac{2}{\pi} \Psi(X_1 - X_2, X_3 - X_4) \right) \left( 2 - \frac{2}{\pi} \Psi(Y_1 - Y_2, Y_3 - Y_4) \right) \right]$$

and the remainder terms become  $-1$ , which yields the expression.

### B.13 Proof of Theorem 7.2

Given  $\alpha \in \mathbb{S}^{p-1}$  and  $\beta \in \mathbb{S}^{q-1}$ ,

$$\begin{aligned} & \int_{\mathbb{R}^2} \left[ F_{\alpha^\top X, \beta^\top Y}(u, v) - F_{\alpha^\top X}(u) F_{\beta^\top Y}(v) \right]^2 dF_{\alpha^\top X}(u) dF_{\beta^\top Y}(v) \\ &= \mathbb{E} \left[ I(\alpha^\top (X_1 - X_3) \leq 0, \alpha^\top (X_2 - X_3) \leq 0) \right. \\ & \quad \times I(\beta^\top (Y_1 - Y_4) \leq 0, \beta^\top (Y_2 - Y_4) \leq 0) \Big] \\ &+ \mathbb{E} \left[ I(\alpha^\top (X_1 - X_5) \leq 0, \alpha^\top (X_2 - X_5) \leq 0) \right. \\ & \quad \times I(\beta^\top (Y_3 - Y_6) \leq 0, \beta^\top (Y_4 - Y_6) \leq 0) \Big] \\ &- 2\mathbb{E} \left[ I(\alpha^\top (X_1 - X_4) \leq 0, \alpha^\top (X_2 - X_4) \leq 0) \right. \\ & \quad \times I(\beta^\top (Y_1 - Y_5) \leq 0, \beta^\top (Y_3 - Y_5) \leq 0) \Big]. \end{aligned}$$

Then apply Lemma 2.2 to obtain the expression.

### B.14 Proof of Lemma 7.1

The proof is based on the inclusion–exclusion principle. For the sets  $A, B, C$ , the principle presents

$$\begin{aligned} & |A \cap B \cap C| \\ &= |A \cup B \cup C| - |A| - |B| - |C| + |A \cap B| + |A \cap C| + |B \cap C| \\ &= |S| - |A^c \cap B^c \cap C^c| - |A| - |B| - |C| + |A \cap B| + |A \cap C| + |B \cap C|, \end{aligned} \tag{49}$$

where the second equality is due to De Morgan's laws with the entire set  $S$ . For our purpose, define the sets  $A_\beta, B_\beta, C_\beta$  by

$$A_\beta = \left\{ \beta^\top U_1 \leq 0 \right\}, \quad B_\beta = \left\{ \beta^\top U_2 \leq 0 \right\} \quad \text{and} \quad C_\beta = \left\{ \beta^\top U_3 \leq 0 \right\}.$$

Let  $\beta$  have the uniform distribution over  $\mathbb{S}^{d-1}$ . Since  $\beta$  and  $-\beta$  have the same distribution, we have

$$\int_{A_\beta \cap B_\beta \cap C_\beta} d\lambda(\beta) = \int_{A_\beta^c \cap B_\beta^c \cap C_\beta^c} d\lambda(\beta).$$

Furthermore, since

$$\int_{S_\beta} d\lambda(\beta) = 1, \quad \int_{A_\beta} d\lambda(\beta) = \int_{B_\beta} d\lambda(\beta) = \int_{C_\beta} d\lambda(\beta) = \frac{1}{2}$$

and

$$\begin{aligned} \int_{A_\beta \cap B_\beta} d\lambda(\beta) &= \frac{1}{2} - \frac{1}{2\pi} \Psi(U_1, U_2), \\ \int_{A_\beta \cap C_\beta} d\lambda(\beta) &= \frac{1}{2} - \frac{1}{2\pi} \Psi(U_1, U_3), \\ \int_{B_\beta \cap C_\beta} d\lambda(\beta) &= \frac{1}{2} - \frac{1}{2\pi} \Psi(U_2, U_3), \end{aligned}$$

the identity of (49) presents

$$\begin{aligned} & \int_{\mathbb{S}^{d-1}} I(\beta^\top U_1 \leq 0) I(\beta^\top U_2 \leq 0) I(\beta^\top U_3 \leq 0) d\mu(\beta) \\ &= \frac{1}{2} - \frac{1}{4\pi} [\Psi(U_1, U_2) + \Psi(U_1, U_3) + \Psi(U_2, U_3)], \end{aligned}$$

which completes the proof.

### B.15 Proof of Theorem 7.3

From Bergsma and Dassios (2014), the univariate  $\tau^*$  can be written as

$$\begin{aligned} \tau^* &= 4\mathbb{P}(X_1, X_2 < X_3, X_4 \text{ \& } Y_1, Y_2 < Y_3, Y_4) \\ &\quad + 4\mathbb{P}(X_1, X_2 < X_3, X_4 \text{ \& } Y_1, Y_2 > Y_3, Y_4) \\ &\quad - 8\mathbb{P}(X_1, X_2 < X_3, X_4 \text{ \& } Y_1, Y_3 < Y_2, Y_4), \end{aligned}$$

where  $Z_1, Z_2 < Z_3, Z_4$  denotes  $\max\{Z_1, Z_2\} < \min\{Z_3, Z_4\}$ .

Note that

$$\begin{aligned} & I(X_1, X_2 < X_3, X_4) \\ &= I(X_1 < X_2 < X_3 < X_4) + I(X_2 < X_1 < X_3 < X_4) \\ &\quad + I(X_1 < X_2 < X_4 < X_3) + I(X_2 < X_1 < X_4 < X_3) \\ &= I(X_1 < X_2)I(X_2 < X_3)I(X_3 < X_4) + I(X_2 < X_1)I(X_1 < X_3)I(X_3 < X_4) \\ &\quad + I(X_1 < X_2)I(X_2 < X_4)I(X_4 < X_3) + I(X_2 < X_1)I(X_1 < X_4)I(X_4 < X_3). \end{aligned}$$

Similarly, we have

$$\begin{aligned} & I(Y_1, Y_2 < Y_3, Y_4) \\ &= I(Y_1 < Y_2)I(Y_2 < Y_3)I(Y_3 < Y_4) + I(Y_2 < Y_1)I(Y_1 < Y_3)I(Y_3 < Y_4) \end{aligned}$$

$$+ I(Y_1 < Y_2)I(Y_2 < Y_4)I(Y_4 < Y_3) + I(Y_2 < Y_1)I(Y_1 < Y_4)I(Y_4 < Y_3).$$

Therefore, the product  $I(X_1, X_2 < X_3, X_4)I(Y_1, Y_2 < Y_3, Y_4)$  can be expressed as the linear combination of

$$I(X_{i_1} < X_{i_2})I(X_{i_2} < X_{i_3})I(X_{i_3} < X_{i_4})I(Y_{j_1} < Y_{j_2})I(Y_{j_2} < Y_{j_3})I(Y_{j_3} < Y_{j_4}).$$

Using Lemma 7.1,

$$\begin{aligned} & \int_{\mathbb{S}^{p-1}} I(\alpha^\top X_{i_1} < \alpha^\top X_{i_2})I(\alpha^\top X_{i_2} < \alpha^\top X_{i_3})I(\alpha^\top X_{i_3} < \alpha^\top X_{i_4})d\lambda(\alpha) \\ &= \frac{1}{2} - \frac{1}{4\pi} [\Psi(U_1, U_2) + \Psi(U_1, U_3) + \Psi(U_2, U_3)], \end{aligned}$$

where  $U_1 = X_{i_1} - X_{i_2}$ ,  $U_2 = X_{i_2} - X_{i_3}$  and  $U_3 = X_{i_3} - X_{i_4}$ .

Similarly,

$$\begin{aligned} & \int_{\mathbb{S}^{q-1}} I(\beta^\top Y_{j_1} < \beta^\top Y_{j_2})I(\beta^\top Y_{j_2} < \beta^\top Y_{j_3})I(\beta^\top Y_{j_3} < \beta^\top Y_{j_4})d\lambda(\beta) \\ &= \frac{1}{2} - \frac{1}{4\pi} [\Psi(V_1, V_2) + \Psi(V_1, V_3) + \Psi(V_2, V_3)], \end{aligned}$$

where  $V_1 = Y_{j_1} - Y_{j_2}$ ,  $V_2 = Y_{j_2} - Y_{j_3}$  and  $V_3 = Y_{j_3} - Y_{j_4}$ .

As a result, we have

$$\begin{aligned} & \int_{\mathbb{S}^{p-1}} \int_{\mathbb{S}^{q-1}} \mathbb{P}(\alpha^\top X_1, \alpha^\top X_2 < \alpha^\top X_3, \alpha^\top X_4 \\ & \quad \& \beta^\top Y_1, \beta^\top Y_2 < \beta^\top Y_3, \beta^\top Y_4) d\lambda(\alpha) d\lambda(\beta) \\ &= \mathbb{E}[h_p(X_1, X_2, X_3, X_4)h_q(Y_1, Y_2, Y_3, Y_4)]. \end{aligned}$$

Applying the same argument to the rests, we can obtain

$$\begin{aligned} \tau_{p,q}^* &= \mathbb{E}[h_p(X_1, X_2, X_3, X_4)h_q(Y_1, Y_2, Y_3, Y_4)] \\ & \quad + \mathbb{E}[h_p(X_1, X_2, X_3, X_4)h_q(Y_3, Y_4, Y_1, Y_2)] \\ & \quad - 2\mathbb{E}[h_p(X_1, X_2, X_3, X_4)h_q(Y_1, Y_3, Y_2, Y_4)], \end{aligned}$$

which finishes the proof.

## B.16 Proof of Theorem A.1

Let  $Z_{m,n} = (Z_1, \dots, Z_N) = (X_1, \dots, X_m, Y_1, \dots, Y_n)$  and

$$T_N(Z_{m,n}) = N(U_{m,n} - \theta),$$

where  $\theta = \mathbb{E}[U_{m,n}]$ . Also, let  $\mathbf{G}_N$  be the collection of all permutations of  $(1, \dots, N)$  and let  $G_N = (\pi(1), \dots, \pi(N))$  and  $G'_N = (\pi'(1), \dots, \pi'(N))$  be two independent random samples uniformly chosen from  $\mathbf{G}_N$ . Denote  $T_N(Z_{\pi(1)}, \dots, Z_{\pi(N)})$  by  $T_N(G_N Z_{m,n})$ .

Our goal is to show

$$(T_N(G_N Z_{m,n}), T_N(G'_N Z_{m,n})) \xrightarrow{d} (T, T')$$

where  $T, T'$  are independent and identically distributed with common distribution  $R(t)$ . Then the result follows by Theorem 3.2 of [Hoeffding \(1952\)](#). The proof consists of several pieces and closely follows the proof of the limiting distribution of a degenerating  $U$ -statistic in [Bhat \(1995\)](#); [Serfling \(2009\)](#). We start with the projection of the  $U$ -statistic.

### Projection of the $U$ -statistics.

Consider the projection of the degenerate  $U$ -statistic:

$$\begin{aligned} & \hat{U}_{m,n} - \theta \\ &= \frac{r(r-1)}{m(m-1)} \sum_{1 \leq i_1 < i_2 \leq m} \tilde{h}_{2,0}(X_{i_1}, X_{i_2}) + \frac{r(r-1)}{n(n-1)} \sum_{1 \leq j_1 < j_2 \leq n} \tilde{h}_{0,2}(Y_{j_1}, Y_{j_2}) \\ & \quad + \frac{r^2}{mn} \sum_{i=1}^m \sum_{j=1}^n \tilde{h}_{1,1}(X_i, Y_j), \end{aligned}$$

where

$$\begin{aligned} \tilde{h}_{2,0}(X_{i_1}, X_{i_2}) &= h_{2,0}(X_{i_1}, X_{i_2}) - \theta, \quad \tilde{h}_{0,2}(Y_{j_1}, Y_{j_2}) = h_{0,2}(Y_{j_1}, Y_{j_2}) - \theta \quad \text{and} \\ \tilde{h}_{1,1}(X_i, Y_j) &= h_{1,1}(X_i, Y_j) - \theta. \end{aligned}$$

From Lemma 3.4.2 of [Bhat \(1995\)](#), the projection of the two-sample  $U$ -statistic is asymptotically the same as the original  $U$ -statistic:

$$N(U_{m,n} - \theta) = N(\hat{U}_{m,n} - \theta) + o_P(1). \quad (50)$$

Furthermore, under the assumption  $\mathbb{E}[h^2] < \infty$ , we can write

$$\begin{aligned} \tilde{h}_{2,0}(X_1, X_2) &= \sum_{i=1}^{\infty} \lambda_i \phi_i(X_1) \phi_i(X_2), \\ \tilde{h}_{0,2}(Y_1, Y_2) &= \sum_{i=1}^{\infty} \gamma_i \psi_i(Y_1) \psi_i(Y_2), \\ \tilde{h}_{1,1}(X_1, X_2) &= \sum_{i=1}^{\infty} \alpha_i \phi_i^*(X_1) \psi_i^*(X_2), \end{aligned}$$

where  $\{\phi_i(\cdot)\}$ ,  $\{\psi_i(\cdot)\}$ ,  $\{\phi_i^*(\cdot), \psi_i^*(\cdot)\}$  are orthonormal eigenfunctions and the corresponding eigenvalues  $\{\lambda_i\}$ ,  $\{\gamma_i\}$ ,  $\{\alpha_i\}$ , associated with  $\tilde{h}_{2,0}$ ,  $\tilde{h}_{0,2}$  and  $\tilde{h}_{1,1}$ , respectively (see e.g., [Bhat, 1995](#), for details). From the given assumptions, the following is true:

$$\begin{aligned} \phi_i(z) &= \psi_i(z) = \phi_i^*(z) = \psi_i^*(z) \\ \gamma_i &= \lambda_i \quad \text{and} \quad \alpha_i = \frac{1-r}{r} \lambda_i. \end{aligned}$$

Therefore,

$$\begin{aligned}
N(\hat{U}_{m,n} - \theta) &= \hat{a}_1 \left[ \frac{1}{m} \sum_{1 \leq i_1 \neq i_2 \leq m} \sum_{i=1}^{\infty} \lambda_i \phi_i(X_{i_1}) \phi_i(X_{i_2}) \right] \\
&\quad + \hat{a}_2 \left[ \frac{1}{n} \sum_{1 \leq j_1 \neq j_2 \leq n} \sum_{j=1}^{\infty} \lambda_j \phi_j(Y_{j_1}) \phi_j(Y_{j_2}) \right] \\
&\quad + \hat{a}_3 \left[ \frac{1}{\sqrt{mn}} \sum_{i_1=1}^m \sum_{j_1=1}^n \sum_{k=1}^{\infty} \lambda_k \phi_k(X_{i_1}) \phi_k(Y_{j_1}) \right] \\
&= \hat{a}_1 T_m + \hat{a}_2 T'_n + \hat{a}_3 T''_{mn},
\end{aligned}$$

where

$$\hat{a}_1 = \frac{r(r-1)}{2} \frac{N}{m}, \quad \hat{a}_2 = \frac{r(r-1)}{2} \frac{N}{n} \quad \text{and} \quad \hat{a}_3 = -r(r-1) \frac{N}{\sqrt{mn}}.$$

Let

$$\tilde{U}_N = N(\hat{U}_{m,n}^{G_N} - \theta) \quad \text{and} \quad \tilde{U}'_N = N(\hat{U}_{m,n}^{G'_N} - \theta),$$

which are the projections of two permutation statistics  $T_N(G_N Z_{m,n})$  and  $T_N(G'_N Z_{m,n})$ , respectively. Then, based on (50), it is enough to show that

$$(\tilde{U}_N, \tilde{U}'_N) \xrightarrow{d} (T, T').$$

### Truncation of the $U$ -statistics.

Now, define a truncated version of  $N(\hat{U}_{m,n} - \theta)$  by

$$\begin{aligned}
N(\hat{U}_{m,n,K} - \theta) &= \hat{a}_1 \left[ \frac{1}{m} \sum_{1 \leq i_1 \neq i_2 \leq m} \sum_{i=1}^K \lambda_i \phi_i(X_{i_1}) \phi_i(X_{i_2}) \right] \\
&\quad + \hat{a}_2 \left[ \frac{1}{n} \sum_{1 \leq j_1 \neq j_2 \leq n} \sum_{j=1}^K \lambda_j \phi_j(Y_{j_1}) \phi_j(Y_{j_2}) \right] \\
&\quad + \hat{a}_3 \left[ \frac{1}{\sqrt{mn}} \sum_{i_1=1}^m \sum_{j_1=1}^n \sum_{k=1}^K \lambda_k \phi_k(X_{i_1}) \phi_k(Y_{j_1}) \right] \\
&= \hat{a}_1 T_{mK} + \hat{a}_2 T'_{nK} + \hat{a}_3 T''_{mnK}.
\end{aligned}$$

We may write

$$\begin{aligned}
&\hat{a}_1 T_{mK} + \hat{a}_2 T'_{nK} + \hat{a}_3 T''_{mnK} \\
&= \hat{a}_1 \left[ \sum_{k=1}^K \lambda_k (W_{km}^2 - V_{km}) \right] + \hat{a}_2 \left[ \sum_{k=1}^K \lambda_k (W_{kn}'^2 - V_{kn}') \right] + \hat{a}_3 \left[ \sum_{k=1}^K \lambda_k W_{km} W_{kn}' \right]
\end{aligned}$$

$$= \frac{r(r-1)}{2} \left\{ \sum_{k=1}^K \lambda_k \left( \sqrt{\frac{N}{m}} W_{km} - \sqrt{\frac{N}{n}} W'_{kn} \right)^2 - \sum_{k=1}^K \lambda_k \left( \frac{N}{m} V_{km} + \frac{N}{n} V'_{kn} \right) \right\},$$

where

$$W_{km} = \frac{1}{\sqrt{m}} \sum_{i_1=1}^m \phi_k(X_{i_1}), \quad W'_{kn} = \frac{1}{\sqrt{n}} \sum_{j_1=1}^n \phi_k(Y_{j_1})$$

$$V_{km} = \frac{1}{m} \sum_{i_1=1}^m \phi_k^2(X_{i_1}), \quad V'_{kn} = \frac{1}{n} \sum_{j_1=1}^n \phi_k^2(Y_{j_1}),$$

for  $k = 1, \dots, K$ .

By strong law of large numbers,

$$V_{mn}^{*\top} = (V_{1m}, \dots, V_{Km}, V'_{1n}, \dots, V'_{Kn})^\top \xrightarrow{a.s.} V^{*\top} = (V_1, \dots, V_K, V'_1, \dots, V'_K)^\top$$

and by the assumption that  $m/N \rightarrow \pi_1$ ,  $n/N \rightarrow \pi_2$ ,

$$\begin{aligned} & N(\hat{U}_{m,n,K} - \theta) \\ &= \frac{r(r-1)}{2} \left\{ \sum_{k=1}^K \lambda_k \left( \sqrt{\frac{N}{m}} W_{km} - \frac{r(r-1)}{2} \sqrt{\frac{N}{n}} W'_{kn} \right)^2 - \frac{1}{\pi_1 \pi_2} \sum_{k=1}^K \lambda_k \right\} + o_P(1) \\ &= \frac{r(r-1)}{2} \left\{ N \sum_{k=1}^K \lambda_k \left( \frac{1}{m} \sum_{i=1}^m \phi_k(X_i) - \frac{1}{n} \sum_{j=1}^n \phi_k(Y_j) \right)^2 - \frac{1}{\pi_1 \pi_2} \sum_{k=1}^K \lambda_k \right\} + o_P(1) \\ &= \frac{r(r-1)}{2} \left\{ N \sum_{k=1}^K \lambda_k \left( \sum_{i=1}^N \epsilon_i \phi_k(Z_i) \right)^2 - \frac{1}{\pi_1 \pi_2} \sum_{k=1}^K \lambda_k \right\} + o_P(1) \end{aligned}$$

where

$$(\epsilon_1, \dots, \epsilon_m, \epsilon_{m+1}, \dots, \epsilon_{m+n}) = (\underbrace{m^{-1}, \dots, m^{-1}}_{m \text{ terms}}, \underbrace{-n^{-1}, \dots, -n^{-1}}_{n \text{ terms}}).$$

### Proving independence of the truncated $U$ -statistics.

Consider the truncated permutation statistics

$$\begin{aligned} \tilde{U}_{NK} &= N(\hat{U}_{m,n,K}^{G_N} - \theta) \\ &= \frac{r(r-1)}{2} \left\{ N \sum_{k=1}^K \lambda_k \left( \sum_{i=1}^N \epsilon_{\pi(i)} \phi_k(Z_i) \right)^2 - \frac{1}{\pi_1 \pi_2} \sum_{k=1}^K \lambda_k \right\} + o_P(1) \\ \tilde{U}'_{NK} &= N(\hat{U}_{m,n,K}^{G'_N} - \theta) \\ &= \frac{r(r-1)}{2} \left\{ N \sum_{k=1}^K \lambda_k \left( \sum_{i=1}^N \epsilon_{\pi'(i)} \phi_k(Z_i) \right)^2 - \frac{1}{\pi_1 \pi_2} \sum_{k=1}^K \lambda_k \right\} + o_P(1). \end{aligned}$$

Note that

$$\text{Cov}(\epsilon_{\pi(i)}\phi_k(Z_i), \epsilon_{\pi'(i)}\phi_k(Z_i)) = \mathbb{E}[\epsilon_{\pi(i)}] \mathbb{E}[\epsilon_{\pi'(i)}] \mathbb{E}[\phi_k^2(Z_i)] = 0,$$

because  $\epsilon_{\pi(i)}$  and  $\epsilon_{\pi'(i)}$  are independent random variables having either  $1/m$  or  $-1/n$  with  $m/N$  and  $n/N$  probabilities. By the multivariate central limit theorem,

$$\begin{aligned} & \sqrt{N} \left( \sum_{i=1}^N \epsilon_{\pi(i)}\phi_1(Z_i), \dots, \sum_{i=1}^N \epsilon_{\pi(i)}\phi_K(Z_i), \sum_{i=1}^N \epsilon_{\pi'(i)}\phi_1(Z_i), \dots, \sum_{i=1}^N \epsilon_{\pi'(i)}\phi_K(Z_i) \right)^\top \\ & \xrightarrow{d} N(0, \pi_1^{-1}\pi_2^{-1}I_{2K}) \end{aligned}$$

and thus the components are asymptotically independent to each other. Then by continuous mapping theorem, we have

$$(\tilde{U}_{NK}, \tilde{U}'_{NK}) \xrightarrow{d} (T_K, T'_K)$$

where  $T_K$  and  $T'_K$  are independent and have the same distribution with

$$\frac{r(r-1)}{2\pi_1\pi_2} \sum_{k=1}^K \lambda_k(W_k^2 - 1).$$

### Bounding the difference between characteristic functions.

We will use the characteristic functions to show

$$(\tilde{U}_N, \tilde{U}'_N) \xrightarrow{d} (T, T').$$

More specifically, we will show that for any  $x, y \in \mathbb{R}$  and any  $\epsilon > 0$  and sufficiently large  $n, m$ ,

$$\left| \mathbb{E} \left[ e^{i(x\tilde{U}_N + y\tilde{U}'_N)} \right] - \mathbb{E} \left[ e^{i(xT + yT')} \right] \right| \leq A + B + C < \epsilon$$

where

$$\begin{aligned} A &= \left| \mathbb{E} \left[ e^{i(x\tilde{U}_N + y\tilde{U}'_N)} \right] - \mathbb{E} \left[ e^{i(x\tilde{U}_{NK} + y\tilde{U}'_{NK})} \right] \right|, \\ B &= \left| \mathbb{E} \left[ e^{i(x\tilde{U}_{NK} + y\tilde{U}'_{NK})} \right] - \mathbb{E} \left[ e^{i(xT_K + yT'_K)} \right] \right|, \\ C &= \left| \mathbb{E} \left[ e^{i(xT_K + yT'_K)} \right] - \mathbb{E} \left[ e^{i(xT + yT')} \right] \right|. \end{aligned}$$

#### 1. Bounding A.

Using the inequality  $|e^{iz}| \leq 1$  and  $|e^{iz} - 1| \leq |z|$ , we bound  $A$  as

$$\begin{aligned} & \left| \mathbb{E} \left[ e^{i(x\tilde{U}_N + y\tilde{U}'_N)} \right] - \mathbb{E} \left[ e^{i(x\tilde{U}_{NK} + y\tilde{U}'_{NK})} \right] \right| \\ & \leq |x| \left[ \mathbb{E} \left( \tilde{U}_{NK} - \tilde{U}_N \right)^2 \right]^{1/2} + |y| \left[ \mathbb{E} \left( \tilde{U}'_{NK} - \tilde{U}'_N \right)^2 \right]^{1/2} \end{aligned}$$

$$\begin{aligned}
&\leq (|x| + |y|) \left\{ \frac{r(r-1)}{2\hat{\pi}_1} \left( 2 \sum_{k=K+1}^{\infty} \lambda_k^2 \right)^{1/2} + \frac{r(r-1)}{2\hat{\pi}_2} \left( 2 \sum_{k=K+1}^{\infty} \lambda_k^2 \right)^{1/2} \right. \\
&\quad \left. - \frac{r(r-1)}{\sqrt{\hat{\pi}_1 \hat{\pi}_2}} \left( \sum_{k=K+1}^{\infty} \lambda_k^2 \right)^{1/2} \right\} \\
&= (|x| + |y|) \frac{r(r-1)}{\sqrt{2}} \left( \frac{1}{\sqrt{\hat{\pi}_1}} - \frac{1}{\sqrt{\hat{\pi}_2}} \right)^2 \left( \sum_{k=K+1}^{\infty} \lambda_k^2 \right)^{1/2} \\
&\leq (|x| + |y|) \frac{r(r-1)}{\sqrt{2\hat{\pi}_1 \hat{\pi}_2}} \left( \sum_{k=K+1}^{\infty} \lambda_k^2 \right)^{1/2}
\end{aligned}$$

where  $\hat{\pi}_1 = m/N$  and  $\hat{\pi}_2 = n/N$ .

Now, for fixed  $x$  and  $y$  and any given  $\epsilon > 0$ , we choose  $K$  large enough to bound

$$(|x| + |y|) \frac{r(r-1)}{\sqrt{2\pi_1 \pi_2}} \left( \sum_{k=K+1}^{\infty} \lambda_k^2 \right)^{1/2} < \frac{\epsilon}{3}. \quad (51)$$

Since  $\hat{\pi}_1 \rightarrow \pi_1$  and  $\hat{\pi}_2 \rightarrow \pi_2$ , for sufficiently large  $m, n$ , we have

$$A \leq (|x| + |y|) \frac{r(r-1)}{\sqrt{2\hat{\pi}_1 \hat{\pi}_2}} \left( \sum_{k=K+1}^{\infty} \lambda_k^2 \right)^{1/2} < \frac{\epsilon}{3}.$$

## 2. Bounding B.

By central limit theorem and continuous mapping theorem,

$$\left| \mathbb{E} \left[ e^{i(x\tilde{U}_{NK} + y\tilde{U}'_{NK})} \right] - \mathbb{E} \left[ e^{i(xT_K + yT'_K)} \right] \right| < \frac{\epsilon}{3} \quad \text{for all sufficiently large } m, n.$$

## 3. Bounding C.

From Chapter 3 of [Bhat \(1995\)](#) with the given conditions on the kernel, the asymptotic distribution of a degenerate  $U$ -statistic converges to

$$\begin{aligned}
N(U_{m,n} - \theta) &\xrightarrow{d} \frac{r(r-1)}{2\pi_1} \sum_{k=1}^{\infty} \lambda_k (W_k^2 - 1) + \frac{r(r-1)}{2\pi_2} \sum_{k=1}^{\infty} \lambda_k (W_k'^2 - 1) \\
&\quad - \frac{r(r-1)}{\sqrt{\pi_1 \pi_2}} \sum_{k=1}^{\infty} \lambda_k W_k W_k'
\end{aligned} \quad (52)$$

where  $\{W_k\}$  and  $\{W_k'\}$  are independent standard normal random variables and  $\{\lambda_k\}$  are eigenvalues associated with the kernel. Note that the right-side of (52) can be re-written as

$$\frac{r(r-1)}{2\pi_1 \pi_2} \sum_{k=1}^{\infty} \lambda_k [(\sqrt{\pi_2} W_k - \sqrt{\pi_1} W_k')^2 - 1],$$



where  $\sqrt{\pi_2}W_k - \sqrt{\pi_1}W'_k \sim N(0, 1)$ . Therefore,  $T, T'$  are identically distributed as

$$\frac{r(r-1)}{2\pi_1\pi_2} \sum_{k=1}^{\infty} \lambda_k(W_k^2 - 1).$$

Recall that  $T_K, T'_K$  have the same distribution with

$$\frac{r(r-1)}{2\pi_1\pi_2} \sum_{k=1}^K \lambda_k(W_k^2 - 1).$$

Consequently,

$$\begin{aligned} \left| \mathbb{E} \left[ e^{i(xT_K + yT'_K)} \right] - \mathbb{E} \left[ e^{i(xT + yT')} \right] \right| &\leq |x| \left[ \mathbb{E} (T_K - T)^2 \right]^{1/2} + |y| \left[ \mathbb{E} (T'_K - T')^2 \right]^{1/2} \\ &\leq (|x| + |y|) \frac{r(r-1)}{\sqrt{2\pi_1\pi_2}} \left( \sum_{k=K+1}^{\infty} \lambda_k^2 \right)^{1/2} < \frac{\epsilon}{3}, \end{aligned}$$

with the same choice of  $x, y, \epsilon, K$  in (51).

### Combining the bounds.

From the previous results, we conclude that for any  $x, y \in \mathbb{R}$  and any  $\epsilon > 0$  with sufficiently large  $m, n$ ,

$$\left| \mathbb{E} \left[ e^{i(x\tilde{U}_N + y\tilde{U}'_N)} \right] - \mathbb{E} \left[ e^{i(xT + yT')} \right] \right| < \epsilon,$$

and therefore

$$(\tilde{U}_N, \tilde{U}'_N) \xrightarrow{d} (T, T').$$

The last step is a simple application of Polya-Cantelli lemma.

## C Additional Simulations

In this section, we provide additional simulation results to support our claim in Section 5. The simulation setting is the same as that in the first part of Section 8, but now the dimension is set at  $d = 1,000$ . We generate samples from  $X, Y \sim N(\mu^{(0)}, \Sigma)$  under  $H_0$ , and  $X \sim N(\mu^{(0)}, \Sigma)$  and  $Y \sim N(\mu^{(1)}, \Sigma)$  under  $H_1$ . Here, we provide scatter plots between the considered statistics including the CvM, Energy and CQ statistics to demonstrate their asymptotic identities. The results are presented in Figure 3 and 4. From the results, it is seen that pairwise observations of (i) the CvM statistic vs. the CQ statistic or (ii) the Energy statistic vs. the CQ statistic approximately lie on a linear line, meaning that after centering and scaling, the two statistics are identical with small stochastic errors. These results confirm Lemma B.2 and Lemma B.4, and further illustrate that the resulting tests have approximately the same power.

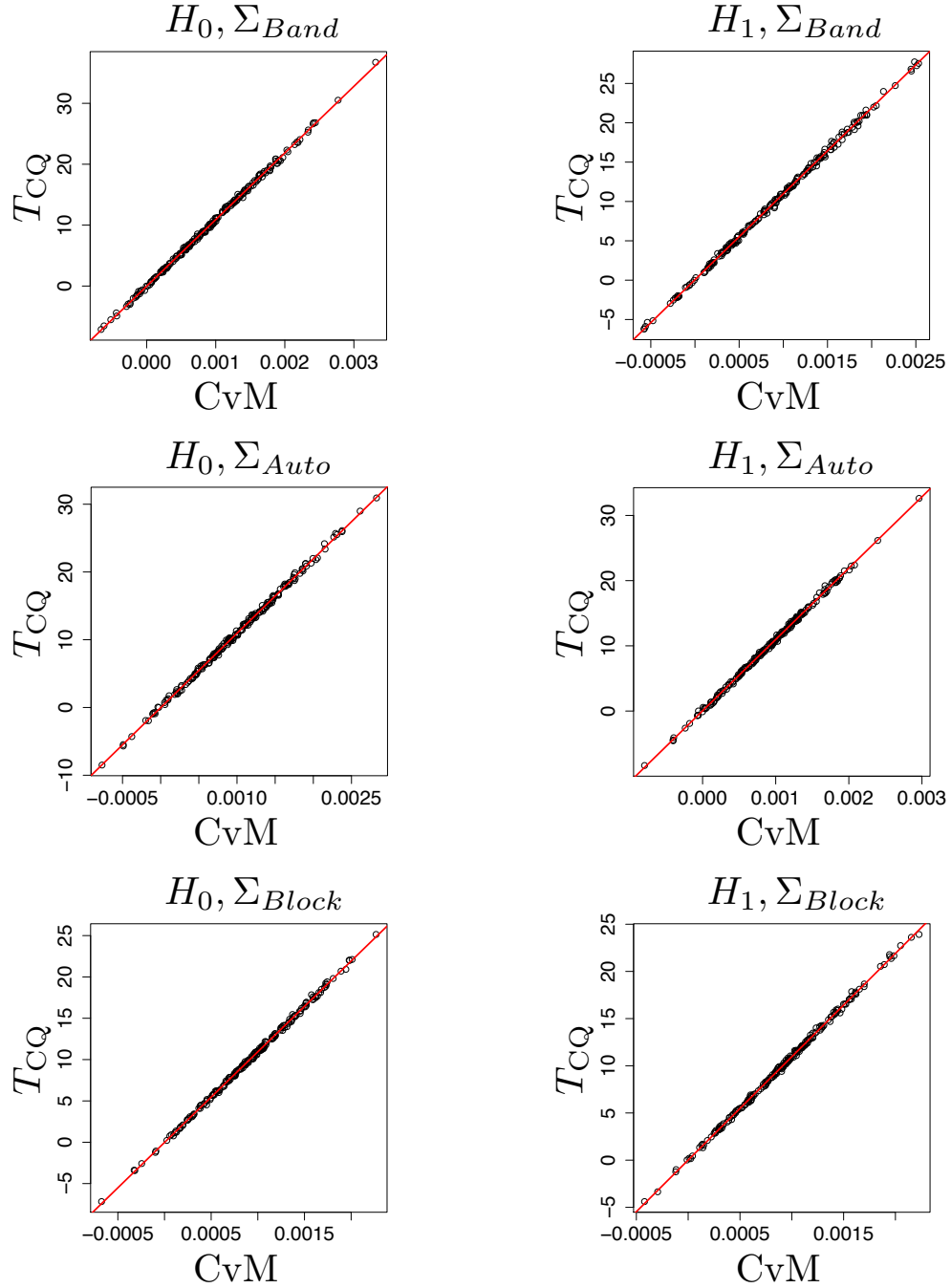


Figure 3: The scatter plots between the CvM statistic  $U_{m,n}$  and the CQ statistic  $T_{CQ}$  when  $m = n = 20$  and  $d = 1,000$ . The red lines are based on the least square estimates.

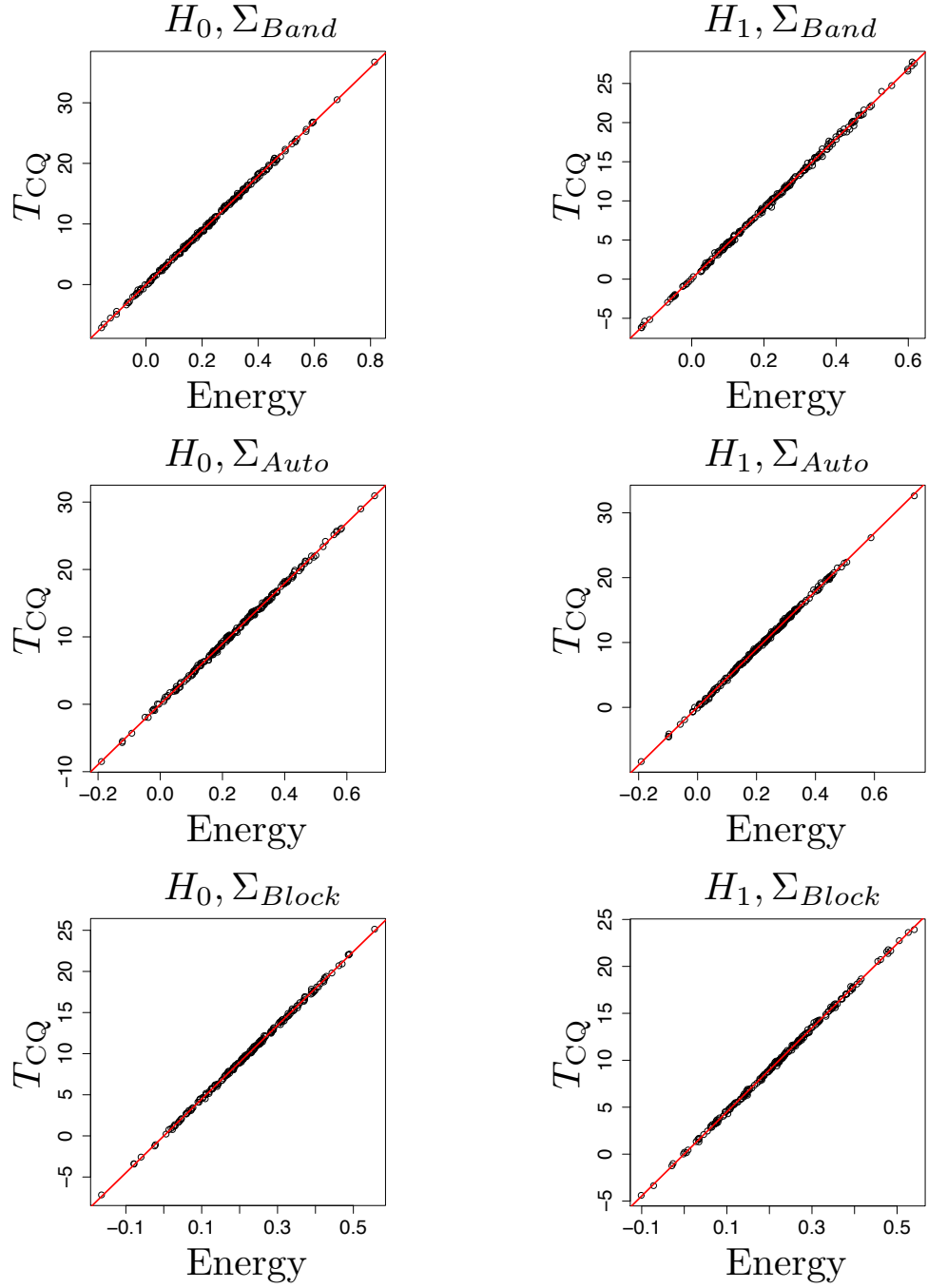


Figure 4: The scatter plots between the Energy statistic  $E_{m,n}$  and the CQ statistic  $T_{CQ}$  when  $m = n = 20$  and  $d = 1,000$ . The red lines are based on the least square estimates.