

Effects of CSI Knowledge on Secrecy of Threshold-Selection Decode-and-Forward Relaying

Chinmoy Kundu, *Member, IEEE*, Sarbani Ghose, *Member, IEEE*, Telex M. N. Ngatched, *Member, IEEE*, Octavia A. Dobre *Senior Member, IEEE*, Trung Q. Duong *Senior Member, IEEE*, and Ranjan Bose, *Senior Member, IEEE*

Abstract—This paper considers secrecy of a three node cooperative wireless system in the presence of a passive eavesdropper. The threshold-selection decode-and-forward (DF) relay is considered, which can decode the source message correctly only if a predefined signal-to-noise ratio (SNR) is achieved. The effects of channel state information (CSI) availability on secrecy outage probability (SOP) and ergodic secrecy rate (ESR) are investigated, and closed-form expressions are derived. Diversity is achieved from the direct and relaying paths both at the destination and at the eavesdropper by combinations of maximal-ratio combining (MRC) and selection combining (SC) schemes. An asymptotic analysis is provided when each hop SNR is the same in the balanced case and when it is different in the unbalanced case. The analysis shows that both hops can be a bottleneck for secure communication; however, they do not affect the secrecy identically. While it is observed that CSI knowledge can improve secrecy, the amount of improvement for SOP is more when the required rate is low and for ESR when the operating SNR is also low. It is also shown that the source to eavesdropper link SNR is more crucial for secure communication.

Index Terms—Channel state information, cooperative diversity, decode-and-forward relay, ergodic secrecy rate, secrecy outage probability, threshold-selection relay.

I. INTRODUCTION

Due to the inherent openness and broadcast nature of the transmission medium, wireless communications systems are particularly vulnerable to eavesdropping. Any unintended receiver within the range of a transmitting antenna can overhear and decode the transmitted signal, compromising the system security [1]–[3]. Traditionally, security issues have been dealt with at upper-layers of the communication protocol stack using cryptographic techniques. Although cryptographic methods

have proven to be efficient, they rely on the assumed limited computing capabilities of the eavesdroppers and exhibit vulnerabilities in terms of the inevitable secret key distribution as well as management. Introduced by Wyner, physical layer security (PLS) has emerged as a promising technique to complement cryptographic methods, and significantly improve the security of wireless networks [4]–[7]. Unlike cryptographic approaches, PLS exploits the physical layer properties of the communication system to maximize the uncertainty concerning the source message at the eavesdropper.

When the source-destination channel is weaker than the source-eavesdropper channel, positive secrecy rate can be achieved using a multiple transmit antenna system by improving the diversity gain of the legitimate link. An alternative solution to avoid the use of complex multiple antenna system is to use cooperative relaying techniques [8], as initially proposed by the authors in [9]. Since then, various cooperative relaying strategies, namely, amplify-and-forward (AF), decode-and-forward (DF), noise forwarding, compress-and-forward, along with jamming techniques have been investigated for secrecy enhancement [10]–[12]. However, thanks to their ability to resist noise propagation to subsequent stages, DF relays have gained more importance in PLS.

Early works on cooperative techniques to improve the secrecy performance of wireless systems [13]–[20] assumed that the source had no direct link with the destination and the eavesdropper, thereby indicating that the direct links were in deep shadowing. This assumption was slightly relaxed in [21]–[24], where only the direct link from source to destination was neglected. The more practical scenario, which includes the direct links from the source to destination and eavesdropper, was recently considered in [25]–[30]. In the presence of direct links, both the destination and the eavesdropper have access to two independent versions of the source message and can therefore apply diversity combining techniques. Direct and relayed links are combined at the eavesdropper using maximal ratio combining (MRC) and selection combining (SC) in [22], and MRC in [21], [23], [24]. Diversity combining is performed both at the destination and eavesdropper using MRC technique in [25], [26], [29], [30]. Diversity is obtained by SC at the destination with MRC at the eavesdropper in [27]. In [28], MRC, distributed selection combining (DSC), and distributed switched and stay combining (DSSC) schemes are considered at the destination along with MRC at the eavesdropper.

On the other hand, initial works on PLS in DF relay cooperative systems only considered the high signal-to-noise

This work was presented in part at the 2016 IEEE 84th Vehicular Technology Conference, Montreal, Canada.

Chinmoy Kundu and Trung Q. Duong are with the School of Electronics, Electrical Engineering and Computer Science, Queen's University Belfast, Northern Ireland, U.K., e-mail: {c.kundu, trung.q.duong}@qub.ac.uk.

Sarbani Ghose is with the Cryptology and Security Research Unit, Indian Statistical Institute, Kolkata 700108, India, e-mail: sarbani_v@isical.ac.in.

Telex M. N. Ngatched and Octavia A. Dobre are with the Engineering and Applied Science, Memorial University, Canada, e-mail: tngatched@grenfell.mun.ca, odobre@mun.ca.

Ranjan Bose is with the Department of Electrical Engineering, Indian Institute of Technology Delhi, New Delhi-110016, India, e-mail: rbose@ee.iitd.ac.in.

This work was supported in part by the Royal Society-SERB Newton International Fellowship under Grant NF151345, the U.K. Engineering and Physical Sciences Research Council under Grant EP/P019374/1, the DST-SERB under National Post Doctoral Fellowship Grant PDF/2016/003637, and the Natural Science and Engineering Council of Canada (NSERC), through its Discovery program.

ratio (SNR) regime for the source to relay link [13], [14], [16]–[19]. Though this assumption simplifies the analysis, it is not very practical as fading can severely degrade the channel quality of a link in wireless communication systems. Such degradation can induce decoding errors at the relay, leading to a significant reduction of the SNR at the destination if diversity combining is performed. In [15], [20]–[22], [24], [27], the source to relay channel quality is included in the secrecy analysis by assuming that the source-relay-destination branch SNR is affected by the lowest quality hop of that particular branch, i.e., the minimum of the source to relay and relay to destination link SNR. To better address the impact of the source to relay link on the secrecy analysis, threshold-selection DF relay [31], in which perfect decoding is only possible if the instantaneous SNR exceeds a threshold, was recently introduced in [23], [29], [30]. In addition to this, still, effects of channel state information (CSI) knowledge at the transmitters on the secrecy of the relayed communication systems is not studied extensively. If CSI is available at the source, positive secrecy can be achieved even if the eavesdropper’s link quality is better than the main link quality. However, when the CSI is not available at the source, and instead, available only at the receiver, positive secrecy may not be guaranteed [32]. In [32], only ergodic secrecy rate (ESR) is evaluate in the wiretap channel model. Recently, our works in [23], [30] studied effect of CSI knowledge on both the secrecy outage probability (SOP) and ESR in communications using relay. In [23], direct link was not considered from source to destination and [30] only considered a single diversity scheme.

In this paper, we propose a detailed and comprehensive secrecy analysis of a single relay system consisting of a source, a DF relay, a destination, and a passive eavesdropper. To account for the first hop link quality and the effects of possible decoding errors on diversity combining, threshold-selection DF relay is considered. From the proposed generalized system model, the particular cases of perfect decoding and basic wiretap channel can be obtained by setting the threshold at the relay to zero and infinity, respectively. The joint impact of the direct and relay links is taken into account and two important diversity techniques, namely, MRC and SC, are considered with all possible combinations at both destination and eavesdropper simultaneously. The effects of CSI knowledge at the transmitting nodes on the SOP and ESR are thoroughly investigated and closed-form expressions are derived in each case. Considering the cases when both hops have the same average SNR (balanced case) and different average SNR (unbalanced case), an asymptotic analysis is provided. It is shown that though both hops constitute a bottleneck for secrecy, their effects are not identical.

The remainder of the paper is organized as follows. Section II describes the system model. The closed-form expressions of the SOP and ESR for the various diversity combination schemes performed at the destination and eavesdropper are derived in Sections III and IV, respectively. Section V examines the asymptotic analysis of the SOP and ESR, while Section VI presents numerical results. Finally, conclusions are provided in Section VII.

Notation: $\mathbb{P}[\cdot]$ is the probability of occurrence of an event.

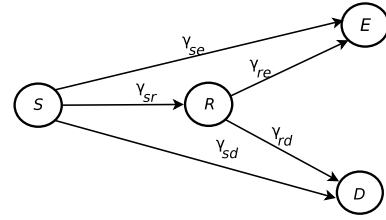


Fig. 1. System model for the threshold-selection relaying.

For a random variable X , $\mathbb{E}_X[\cdot]$ denotes expectation or mean of X , $F_X(\cdot)$ denotes its cumulative distribution function (CDF) and $f_X(\cdot)$ denotes the corresponding probability density function (PDF). $(x)^+ \triangleq \max(0, x)$, and $\max(\cdot)$ and $\min(\cdot)$ denote the maximum and minimum of their arguments, respectively.

II. SYSTEM MODEL

The system model consists of a cooperative wireless network with a source (S), a relay (R) and a destination (D), along with a passive eavesdropper (E), all having single antenna, as shown in Fig. 1. S broadcasts its message in the first time slot which is received by R , D , and E . If R is able to decode the message correctly, then it would retransmit it in the second time slot. R can correctly decode the message only if a certain SNR threshold, γ_{th} , is satisfied. We assume that S and R use the same codebook for encoding the message. R remains silent if it cannot decode the received message correctly. D and E combine the two copies of the same signal received after two time slots to enhance their individual performance. There might be many possible diversity techniques that D and E can follow; we mainly focus on MRC and SC for this study. As MRC is the best diversity technique, implementation at E can give the worst case secrecy analysis; on the other hand, if implemented at D , it can provide the best case secrecy given that the diversity techniques remain the same for D and E subsequently.

The channels are modeled as independent non-identical flat Rayleigh fading. The received SNR, γ_{xy} , of any arbitrary x - y link from node x to node y can be expressed as

$$\gamma_{xy} = \frac{P_x |h_{xy}|^2}{N_{0y}}, \quad (1)$$

where x and y are from $\{S, R, D, E\}$ for any possible combination of x - y , P_x is the power transmitted from node x , and N_{0y} is the noise variance of the additive white Gaussian noise (AWGN) at node y . As $|h_{xy}|$ is assumed to be following a Rayleigh distribution with average power unity, i.e., $\mathbb{E}[|h_{xy}|^2] = 1$, γ_{xy} is exponentially distributed with mean $1/\lambda_{xy} = P_x/N_{0y}$. The CDF of γ_{xy} can be written as

$$F_{\gamma_{xy}}(z) = 1 - \exp(-\lambda_{xy} z), \quad z \geq 0. \quad (2)$$

For notational simplicity, we further assume that the parameters of the S - E and R - E links are $\lambda_{xy} = \alpha_{se}$ and $\lambda_{xy} = \alpha_{re}$, respectively. The parameters of the other links, i.e., S - D , S - R , and R - D , are assumed to be $\lambda_{xy} = \beta_{sd}$, $\lambda_{xy} = \beta_{sr}$, and $\lambda_{xy} = \beta_{rd}$, respectively.

The achievable secrecy rate is then given by [1], [3],

$$C_S \triangleq \frac{1}{2} \left[\log_2 \left(\frac{1 + \gamma_M}{1 + \gamma_E} \right) \right]^+, \quad (3)$$

where γ_M and γ_E are the SNRs at D and E , respectively. The term $1/2$ reflects the fact that two time slots are necessary for information transfer. The SOP is defined as the probability that the instantaneous secrecy capacity is less than a target secrecy rate, $R_s > 0$, as

$$\begin{aligned} P_o(R_s) &= \mathbb{P}[C_S < R_s] = \mathbb{P}[\gamma_M < \rho(1 + \gamma_E) - 1] \\ &= \mathbb{E}_{\gamma_E} [F_{\gamma_M}(\rho(1 + \gamma_E) - 1)] \end{aligned} \quad (4)$$

where $\rho = 2^{2R_s}$.

III. SOP OF VARIOUS COMBINATIONS OF DIVERSITY SCHEMES

This section evaluates the SOP under different combinations of diversity combining schemes considered at D and E , when both S - D and S - E direct links exist. When $\gamma_{sr} > \gamma_{th}$, R can correctly decode the source message; hence, both R - E and R - D links exist. Otherwise, these two links do not exist. If D and E perform MRC and SC, respectively, we denote the scheme as MRC-SC scheme. Similarly, we use MRC-MRC, SC-SC and SC-MRC schemes. In the following section, SOP is evaluated for two scenarios: when CSI is available at S and R transmitters and when it is not. Henceforth, we refer the transmitters of S and R simply as transmitters.

A. CSI Unavailable at the Transmitters

When knowledge of CSI is unavailable at the transmitters, they cannot adapt their rate according to the CSI. In this scenario, the SOPs are obtained for various combining schemes in the following subsections.

1) *MRC-SC Scheme*: When $\gamma_{sr} > \gamma_{th}$, the output SNRs at D , γ_M , and E , γ_E , after MRC and SC diversity schemes, respectively, are [33], [34].

$$\gamma_M = \gamma_{sd} + \gamma_{rd}, \quad \gamma_E = \max(\gamma_{se}, \gamma_{re}). \quad (5)$$

On the other hand, when $\gamma_{sr} < \gamma_{th}$,

$$\gamma_M = \gamma_{sd}, \quad \gamma_E = \gamma_{se}. \quad (6)$$

The SOP of the system can be evaluated by finding the conditional SOP when R correctly decodes the message and when it does not. From the theory of total probability, SOP can be expressed as

$$\begin{aligned} P_o(R_s) &= \mathbb{P}[C_s < R_s | \gamma_{sr} > \gamma_{th}] \mathbb{P}[\gamma_{sr} > \gamma_{th}] \\ &+ \mathbb{P}[C_s < R_s | \gamma_{sr} < \gamma_{th}] \mathbb{P}[\gamma_{sr} < \gamma_{th}] \\ &= \int_0^\infty F_{\gamma_M}(\rho(1+x) - 1 | \gamma_{sr} > \gamma_{th}) f_{\gamma_E}(x | \gamma_{sr} > \gamma_{th}) dx \\ &\times [1 - F_{\gamma_{sr}}(\gamma_{th})] \\ &+ \int_0^\infty F_{\gamma_M}(\rho(1+x) - 1 | \gamma_{sr} < \gamma_{th}) f_{\gamma_E}(x | \gamma_{sr} < \gamma_{th}) dx \\ &\times F_{\gamma_{sr}}(\gamma_{th}). \end{aligned} \quad (7)$$

$F_{\gamma_{sr}}(\cdot)$ and $F_{\gamma_M}(\cdot | \gamma_{sr} < \gamma_{th})$ can be obtained from (2). $F_{\gamma_M}(\cdot | \gamma_{sr} \geq \gamma_{th})$, the CDF of the summation of two independent exponential distributions, can be obtained from [35]. The PDF of the maximum of two arbitrary independent exponentially distributed random variables with different parameters, $f_{\gamma_E}(\cdot | \gamma_{sr} < \gamma_{th})$, can also be easily obtained. The final expression is shown in (26), which is given in Table I.

2) *MRC-MRC Scheme*: Here we evaluate SOP when both D and E perform MRC. In the MRC-MRC scheme, the effective SNR at D and E is the sum of the link SNRs at those nodes. Under the condition $\gamma_{sr} \geq \gamma_{th}$, the received SNRs at the output of the MRC combiners at D and E , respectively, are

$$\gamma_M = \gamma_{sd} + \gamma_{rd}, \quad \gamma_E = \gamma_{se} + \gamma_{re}. \quad (8)$$

When $\gamma_{sr} < \gamma_{th}$, γ_M and γ_E are given in (6). The SOP can be evaluated using (7), where, $F_{\gamma_M}(\cdot)$ and $f_{\gamma_E}(\cdot)$ are obtained from [35]. Finally, SOP is expressed as in (27) of Table I.

3) *SC-SC Scheme*: Here we evaluate the SOP of the system when D and E both perform SC on the links received by them. Thus, when $\gamma_{sr} \geq \gamma_{th}$, the received SNRs at the output of the SC combiner at D and E , respectively, are [34]

$$\gamma_M = \max(\gamma_{sd}, \gamma_{rd}), \quad \gamma_E = \max(\gamma_{se}, \gamma_{re}). \quad (9)$$

When $\gamma_{sr} < \gamma_{th}$, γ_M and γ_E follow (6). The SOP of the system is evaluated using (7), and is given in (28) of Table I.

4) *SC-MRC Scheme*: We find the SOP of the SC-MRC combining scheme similarly to the previous sections. When $\gamma_{sr} \geq \gamma_{th}$, the received SNRs at the output of the SC and MRC combiner at D and E , respectively, are [34]

$$\gamma_M = \max(\gamma_{sd}, \gamma_{rd}), \quad \gamma_E = \gamma_{se} + \gamma_{re}. \quad (10)$$

When $\gamma_{sr} < \gamma_{th}$, γ_M and γ_E can be obtained as in (6). The SOP of the system can be evaluated from (7). The final expression of SOP for SC-MRC scheme is given in (29) of Table I.

B. CSI Available at the Transmitters

This section evaluates SOP when complete CSI knowledge is available at the transmitters. As a result, S can adapt its transmission rate to achieve positive secrecy. From the theorem of total probability, we can find the secrecy outage probability by calculating the conditional SOP when $\gamma_{sr} \geq \gamma_{th}$ and $\gamma_{sr} < \gamma_{th}$. The conditional SOP must be obtained when $\gamma_M > \gamma_E$ for positive secrecy as

$$\begin{aligned} P_o(R_s) &= \mathbb{P}[C_s < R_s \cap \gamma_M > \gamma_E | \gamma_{sr} > \gamma_{th}] \mathbb{P}[\gamma_{sr} > \gamma_{th}] \\ &+ \mathbb{P}[C_s < R_s \cap \gamma_M > \gamma_E | \gamma_{sr} < \gamma_{th}] \mathbb{P}[\gamma_{sr} < \gamma_{th}]. \end{aligned} \quad (11)$$

$\mathbb{P}[C_s < R_s \cap \gamma_M > \gamma_E | \gamma_{sr} > \gamma_{th}]$ is evaluated as

$$\begin{aligned} &\mathbb{P}[C_s < R_s \cap \gamma_M > \gamma_E | \gamma_{sr} > \gamma_{th}] \\ &= \mathbb{P}[\gamma_E < \gamma_M < \rho(1 + \gamma_E) - 1 | \gamma_{sr} > \gamma_{th}] \\ &= \int_0^\infty \int_y^{\rho(1+y)-1} f_{\gamma_M}(x) f_{\gamma_E}(y) dx dy \\ &= \int_0^\infty [F_{\gamma_M}(\rho(1+y) - 1) - F_{\gamma_M}(y)] f_{\gamma_E}(y) dy. \end{aligned} \quad (12)$$

When knowledge of CSI is available at the transmitters, the SOP of MRC-SC, MRC-MRC, SC-SC, and SC-MRC schemes are directly obtained, as given in Table II.

IV. ESR OF VARIOUS COMBINATIONS OF DIVERSITY SCHEMES

We find the ESR, \bar{C}_S , under two scenarios, i.e., when complete CSI knowledge is available at the transmitters and when the CSI knowledge is unavailable. \bar{C}_S can be expressed as [32]

$$\begin{aligned}\bar{C}_S &= \bar{C}_S(\gamma_{sr} \geq \gamma_{th})\mathbb{P}[\gamma_{sr} \geq \gamma_{th}] \\ &\quad + \bar{C}_S(\gamma_{sr} < \gamma_{th})\mathbb{P}[\gamma_{sr} < \gamma_{th}] \\ &= \bar{C}_S(\gamma_{sr} \geq \gamma_{th})(1 - \mathbb{P}[\gamma_{sr} < \gamma_{th}]) \\ &\quad + \bar{C}_S(\gamma_{sr} < \gamma_{th})\mathbb{P}[\gamma_{sr} < \gamma_{th}],\end{aligned}\quad (13)$$

where $\bar{C}_S(\gamma_{sr} \geq \gamma_{th})$ is the conditional ESR when $\gamma_{sr} \geq \gamma_{th}$ and, similarly, $\bar{C}_S(\gamma_{sr} < \gamma_{th})$ is the conditional ESR when $\gamma_{sr} < \gamma_{th}$. Further, $\mathbb{P}[\gamma_{sr} < \gamma_{th}]$ can be found from (2).

A. CSI Unavailable at the Transmitters

In (13), $\bar{C}_S(\gamma_{sr} \geq \gamma_{th})$ can be evaluated from (3) as

$$\begin{aligned}\bar{C}_S(\gamma_{sr} \geq \gamma_{th}) &= \frac{1}{2 \ln 2} \int_0^\infty \int_0^\infty \ln \left[\frac{1+x}{1+y} \right] f_{\gamma_M}(x|\gamma_{sr} \geq \gamma_{th}) \\ &\quad \times f_{\gamma_E}(y|\gamma_{sr} \geq \gamma_{th}) dx dy \\ &= \frac{1}{2 \ln 2} [\bar{I}_M(\gamma_{sr} \geq \gamma_{th}) - \bar{I}_E(\gamma_{sr} \geq \gamma_{th})],\end{aligned}\quad (14)$$

where $\bar{I}_M(\gamma_{sr} \geq \gamma_{th})$ and $\bar{I}_E(\gamma_{sr} \geq \gamma_{th})$ are expressed respectively as

$$\bar{I}_M(\gamma_{sr} \geq \gamma_{th}) = \int_0^\infty \ln(1+x) f_{\gamma_M}(x|\gamma_{sr} \geq \gamma_{th}) dx, \quad (15)$$

$$\bar{I}_E(\gamma_{sr} \geq \gamma_{th}) = \int_0^\infty \ln(1+y) f_{\gamma_E}(y|\gamma_{sr} \geq \gamma_{th}) dy. \quad (16)$$

The integrals in (15) and (16) can be evaluated over x and y separately over entire range, as the knowledge of CSI is not available to impose any limit other than zero to infinity on the respective integration.

Further, $\bar{C}_S(\gamma_{sr} < \gamma_{th})$ can be evaluated following a similar way from (14) to (16). Substituting $F_{\gamma_M}(\cdot)$ and $f_{\gamma_E}(\cdot)$ for the various diversity combining techniques in (14), ESR can be derived and results are listed in Table III from (34) to (37).

For the final derivation of (13), we have used the integral solution of the form [36, (2.6.23.5)]

$$\int_0^\infty e^{-px} \ln(a+bx) dx = \frac{1}{p} \left[\ln a - e^{\frac{ap}{b}} \text{Ei} \left(-\frac{ap}{b} \right) \right]. \quad (17)$$

In (17), $\text{Re}(p) > 0$, $|\arg(\frac{a}{b})| < \pi$, $\text{Re}(\cdot)$ is the real part of its argument, $\arg(\cdot)$ represents the argument of a complex quantity, and the exponential integral function $\text{Ei}(\cdot)$ is given by

$$\text{Ei}(x) = \int_{-\infty}^x \frac{e^t}{t} dt. \quad (18)$$

B. CSI Available at the Transmitters

If the CSI information is available while evaluating (13), we can adapt the transmission only when $\gamma_M > \gamma_E$. As in (14), $\bar{C}_S(\gamma_{sr} \geq \gamma_{th})$ can be evaluated as

$$\bar{C}_S(\gamma_{sr} \geq \gamma_{th}) = \frac{1}{2 \ln 2} [\bar{I}_M(\gamma_{sr} \geq \gamma_{th}) - \bar{I}_E(\gamma_{sr} \geq \gamma_{th})], \quad (19)$$

where $\bar{I}_M(\gamma_{sr} \geq \gamma_{th})$ and $\bar{I}_E(\gamma_{sr} \geq \gamma_{th})$ can be expressed respectively as

$$\begin{aligned}\bar{I}_M(\gamma_{sr} \geq \gamma_{th}) &= \int_0^\infty \int_0^x \ln(1+x) f_{\gamma_E}(y|\gamma_{sr} \geq \gamma_{th}) f_{\gamma_M}(x|\gamma_{sr} \geq \gamma_{th}) dy dx \\ &\quad (20)\end{aligned}$$

$$\begin{aligned}\bar{I}_E(\gamma_{sr} \geq \gamma_{th}) &= \int_0^\infty \int_0^x \ln(1+y) f_{\gamma_E}(y|\gamma_{sr} \geq \gamma_{th}) f_{\gamma_M}(x|\gamma_{sr} \geq \gamma_{th}) dy dx \\ &= \int_0^\infty \ln(1+y) F_{\gamma_M}^c(y|\gamma_{sr} \geq \gamma_{th}) f_{\gamma_E}(y|\gamma_{sr} \geq \gamma_{th}) dy,\end{aligned}\quad (21)$$

where $F_{\gamma_M}^c(\cdot) = 1 - F_{\gamma_M}(\cdot)$. Unlike (15) and (16), it can be noticed that (20) and (21) have an upper limit on γ_E to make sure that $\gamma_E < \gamma_M$, following the knowledge of CSI. Further, $\bar{C}_S(\gamma_{sr} < \gamma_{th})$ can be evaluated following a similar way as in (19)-(21). By replacing $F_{\gamma_M}(\cdot)$ and $f_{\gamma_E}(\cdot)$ for different combining schemes in (20)-(21), we can find the ESR of the corresponding systems. Finally, the results are provided in Table III from (38) to (41).

V. ASYMPTOTIC ANALYSIS

We are interested in finding the asymptotic expressions of $P_o(R_s)$ for the following two cases: A) when S - R and R - D links average SNRs tends to infinity. This is the balanced case; and B) when the average SNR of either S - R or R - D link tends to infinity while that of the other link is fixed. This is the unbalanced case. The scenario of unbalanced links might arise due to unequal transmit power at S or R . It can also arise if R is not placed at an identical distance from S and D , with identical S - R and R - D links.

A. Balanced Case

The asymptotic behaviour in the balanced case can provide a limiting behavior of $P_o(R_s)$ when both dual hop links are quite strong when compared to the direct links to the D and E . We obtain the asymptotic expression by setting $1/\beta_{sr} = 1/\beta_{rd} = 1/\beta \rightarrow \infty$. Under such condition, from (26) and after some manipulations, the asymptotic SOP of the MRC-SC scheme when CSI is unavailable can be expressed as in (42). As MRC is a superior diversity technique than SC, MRC applied at D and SC applied at E will provide best secrecy performance. Likewise, SC-MRC will provide the worst secrecy. As a result, the performances of all combinations of these two diversity schemes will lie in between the MRC-SC and SC-MRC schemes. On the other hand, in the MRC-MRC scheme, D and E both utilize best possible diversity scheme.

Hence, we have derived the asymptotes of these three schemes for the cases when CSI is available or not and the results are given in Table IV. Asymptotic SOP is inversely proportional to the SNR of the balanced links, hence, it can be understood that the secrecy of the system can be improved by improving the balanced dual-hop link.

Secrecy of two particular cases: i) when R can always decode the message properly, as it is generally assumed in the literature; and ii) the traditional wiretap channel, which can be obtained by simply choosing γ_{th} properly in our proposed threshold-selection relaying technique. Wiretap channel SOP is the same irrespective of combining schemes; on the contrary, when $\gamma_{th} \rightarrow 0$, different combining schemes provide different SOPs. We obtained the asymptotic SOPs under these two limiting cases for the MRC-MRC¹ scheme when CSI is unavailable. The asymptotic expression of SOP for $\gamma_{th} \rightarrow 0$ can be evaluated from (27) as

$$P_o^{AS}(R_s) = 1 - \frac{\alpha_{se}\alpha_{re}}{(\beta_{sd} - \beta_{rd})} \left[\frac{\beta_{sd}e^{-\beta_{rd}(\rho-1)}}{(\alpha_{se} + \rho\beta_{rd})(\alpha_{re} + \rho\beta_{rd})} - \frac{\beta_{rd}e^{-\beta_{sd}(\rho-1)}}{(\alpha_{se} + \rho\beta_{sd})(\alpha_{re} + \rho\beta_{sd})} \right]. \quad (22)$$

The corresponding expression for ESR is evaluated from (35) as

$$\bar{C}_s^{AS} = \frac{1}{\beta_{sd} - \beta_{rd}} (\beta_{rd}e^{\beta_{sd}} \text{Ei}(-\beta_{sd}) - \beta_{sd}e^{\beta_{rd}} \text{Ei}(-\beta_{rd})) - \frac{1}{\alpha_{se} - \alpha_{re}} (\alpha_{re}e^{\alpha_{se}} \text{Ei}(-\alpha_{se}) - \alpha_{se}e^{\alpha_{re}} \text{Ei}(-\alpha_{re})). \quad (23)$$

It can be noticed that both (22) and (23) are independent of β_{sr} . This is intuitive as R is going to decode correctly irrespective of the S - R link quality.

When $\gamma_{th} \rightarrow \infty$, the asymptotic SOP can be expressed by

$$P_o^{AS}(R_s) = 1 - \frac{\alpha_{se}e^{-\beta_{sd}(\rho-1)}}{\alpha_{se} + \rho\beta_{sd}}. \quad (24)$$

It can be readily observed that (24) is the SOP of the wiretap channel [5]. The threshold SNR at the relay as the condition for the correct detection actually generalizes the performance with perfect decoding and wiretap channel. The corresponding ESR can be found in [32], hence, not evaluated.

B. Unbalanced Case

Unbalance in the system means that the S - R or R - D links have different average SNRs. This can arise if either one of the S - R or R - D links is closely spaced when compared to the other links. Unbalance is studied in the following two cases. In Case I, we study the behavior of the SOP keeping the average SNR of the S - R link fixed and asymptotically increasing the average SNR of the R - D link. In Case II, we study the behavior of SOP keeping the average SNR of the R - D link fixed and asymptotically increasing the average SNR of the S - R link.

¹Only MRC-MRC is shown for the illustration purpose. The asymptotic SOPs for the other combining schemes can be derived similarly having same analytical behaviour.

Asymptotic SOPs are evaluated similarly to the balanced case for the MRC-SC and SC-MRC schemes along with the MRC-MRC scheme. These are evaluated from (26), (27) and (29) when CSI is unavailable, and from (30), (31) and (33) when CSI is available, respectively. In Case I, when $1/\beta_{sr}$ is fixed and $1/\beta_{rd} = 1/\beta \rightarrow \infty$, or in Case II, when $1/\beta_{rd}$ is fixed and $1/\beta_{sr} = 1/\beta \rightarrow \infty$, the asymptotic SOPs can be expressed as a summation of a constant quantity independent of SNR ($1/\beta$) and an asymptotically varying term, which depends inversely on $1/\beta$. This can be seen from Tables V and VI for Cases I and II, respectively. At low SNR, the varying term dominates; however, it vanishes at high SNR. It is understood from the asymptotic analysis in the unbalanced cases that SOP saturates to a certain value gradually with the increase in the SNR of the unbalanced link. The weak link can be a bottleneck to improve overall security in this kind of dual hop cooperative systems with threshold-selection DF relay.

The asymptotic ESR in Case II is derived for the MRC-SC² scheme when CSI is available from (34), which is displayed in (25).

$$\bar{C}_s = \frac{1}{2 \ln 2 (\beta_{sd} - \beta_{rd})} [\beta_{rd} (e^{\beta_{sd}} \text{Ei}(-\beta_{sd}) - e^{\beta_{sd} + \alpha_{se}} \text{Ei}(-\beta_{sd} - \alpha_{se}) - e^{\beta_{sd} + \alpha_{re}} \text{Ei}(-\beta_{sd} - \alpha_{re}) + e^{\beta_{sd} + \alpha_{se} + \alpha_{re}} \text{Ei}(-\beta_{sd} - \alpha_{se} - \alpha_{re})) - \beta_{sd} (e^{\beta_{rd}} \text{Ei}(-\beta_{rd}) - e^{\beta_{rd} + \alpha_{se}} \text{Ei}(-\beta_{rd} - \alpha_{se}) - e^{\beta_{rd} + \alpha_{re}} \text{Ei}(-\beta_{rd} - \alpha_{re}) + e^{\beta_{rd} + \alpha_{se} + \alpha_{re}} \text{Ei}(-\beta_{rd} - \alpha_{se} - \alpha_{re}))]. \quad (25)$$

VI. NUMERICAL AND SIMULATION RESULTS

This section describes the numerical results, validated by simulations. Without loss of generality, results are obtained assuming that all nodes are affected by the same noise power, N_0 . In the figures, CSI indicates that results are obtained when CSI is available and NOCSI indicates that results are obtained when CSI is unavailable. The unit of R_s is bits per channel use (bpcu). Unless otherwise specified, simulation parameters are: $\gamma_{th} = 3$ dB, $1/\alpha_{se} = 0$ dB, $1/\alpha_{re} = 3$ dB, $1/\beta_{sd} = 3$ dB, $1/\beta_{rd} = 3$ dB, $R_s = 1$ bpcu. The blue colour shows results for NOCSI, whereas, red or black represents results for CSI.

Effect of R_s on SOP: Fig. 2 shows the SOP versus average SNR for the diversity combining schemes evaluated in Section III for the balanced case. SOPs are compared for NOCSI ((26)-(29)) and CSI ((30)-(33)) for different $R_s = 0.1$ and 1 bpcu. It can be seen that the order of the performance of SOP from the best to the worst is: MRC-SC, MRC-MRC, SC-SC, and SC-MRC, respectively. MRC is the optimal combining technique whose performance is better than SC; hence, the combination of MRC at the D and SC at the E yields the best SOP performance. It is intuitive to observe that SOP is higher when R_s is higher. As expected, the availability of CSI can provide a better performance when compared to NOCSI, however, the

²Only MRC-SC is shown for the illustration purpose when CSI is available. Derivation for the other combining schemes when CSI is unavailable is identical having similar analytical behaviour.

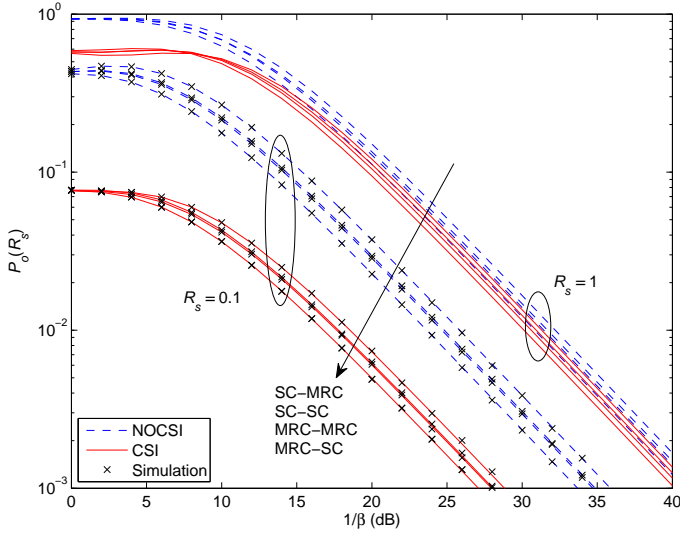


Fig. 2. SOP of diversity combining schemes for CSI and NOCSI in the balanced case with $\gamma_{th} = 3$ dB, $1/\alpha_{se} = 0$ dB, $1/\alpha_{re} = 3$ dB, $1/\beta_{sd} = 3$ dB, and $R_s = 0.1, 1$ bpcu.

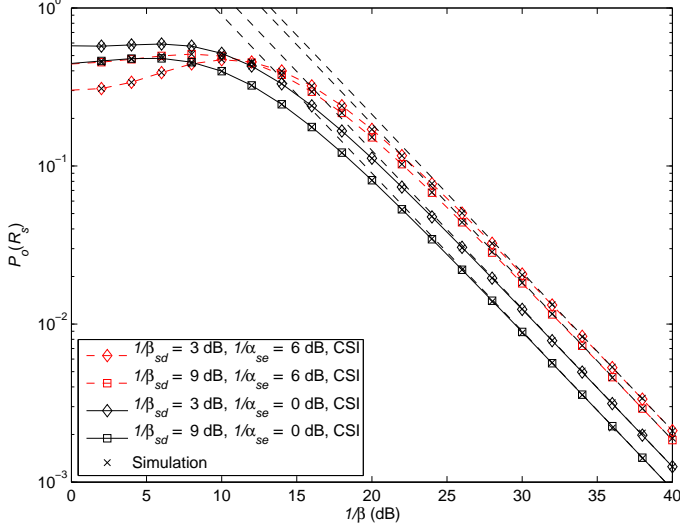


Fig. 3. SOP of the MRC-MRC scheme for CSI in the balanced case with $\gamma_{th} = 3$ dB, $1/\alpha_{se} = 0, 6$ dB, $1/\alpha_{re} = 3$ dB, $1/\beta_{sd} = 9, 3$ dB, and $R_s = 1$ bpcu. Straight dashed lines represent asymptotes.

degree of improvement is higher when R_s is lower. When R_s is higher, SOP itself tends to get higher; hence, knowledge of CSI cannot significantly overcome the SOP induced by high R_s . Simulation results are shown only for low R_s for better clarity; these match exactly with the analytical results.

SOP by improving main link quality for a given eavesdropper link quality: Fig. 3 depicts the SOP versus average SNR for the MRC-MRC³ scheme when CSI is available in the balanced case. The figure is obtained by improving $1/\beta_{sd}$ from 3 dB to 9 dB for a given $1/\alpha_{se} = 0$ or 6 dB with the help of (31). The asymptotes are plotted using dashed straight lines with the help of (46). It can be observed that an increase of 6 dB in the S - D channel quality improves SOP for a given eavesdropper link quality. However, it is interesting

³Only the SOP of MRC-MRC scheme is shown when CSI is available to maintain better clarity; however, conclusions from observations are applicable in general irrespective of combining schemes and CSI availability.

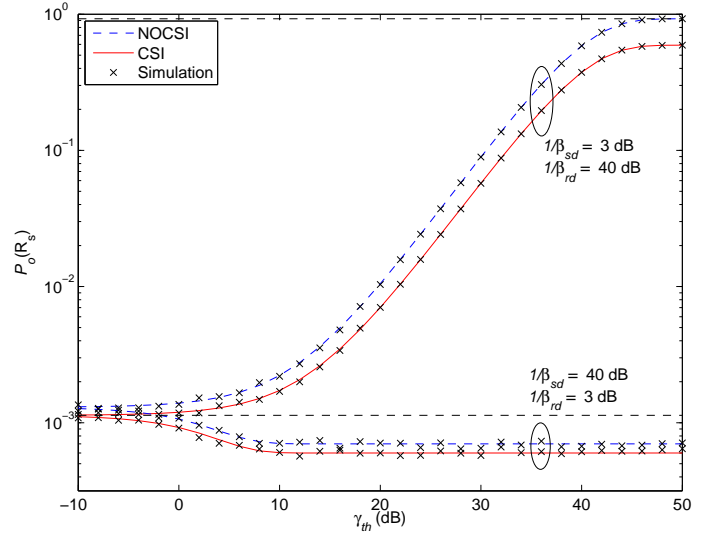


Fig. 4. SOP of the MRC-MRC scheme versus γ_{th} for CSI and NOCSI in the balanced case with $1/\alpha_{se} = 0$ dB, $1/\alpha_{re} = 3$ dB, $1/\beta_{sd} = 40, 3$ dB, $1/\beta_{rd} = 3, 40$ dB, and $R_s = 1$ bpcu. Horizontal dashed lines represent saturation levels when $\gamma_{th} \rightarrow \infty$ and $\gamma_{th} \rightarrow 0$, respectively.

to note that the amount of improvement is higher when the eavesdropper channel quality is lower, i.e., $1/\alpha_{se} = 0$ dB. This can be easily understood by comparing the gap between two asymptotes (dashed lines) corresponding to $1/\alpha_{se} = 0$ dB and $1/\alpha_{se} = 6$ dB. Intuitively, it turns out to be difficult to improve secrecy when secrecy itself is low due to good eavesdropper channel quality.

Effect of the S - D and R - D link qualities on SOP:

Fig. 4 depicts the SOP performance versus γ_{th} of the MRC-MRC⁴ scheme in the balanced case for CSI and NOCSI. The SOP is obtained when the S - D link quality is very high as compared to the R - D link quality, i.e., $1/\beta_{sd} = 40$ dB and $1/\beta_{rd} = 3$ dB and vice versa. It can be observed that as γ_{th} increases, SOP increases when the S - D link quality is very low when compared to the R - D link quality; on the other hand, it decreases when the S - D link quality is very high when compared to the R - D link quality. An increase in γ_{th} decreases the probability of relaying, and hence, if the R - D link quality is far better than the S - D link, SNR at D can be decreased significantly and SOP can be decreased. On the other hand, an increase in γ_{th} can decrease the transmission towards E as well, hence, when the S - D link quality is far better than the R - D link quality, SNR at D remains nearly unchanged, however, SNR at E decreases. As a result, SOP can be decreased.

Asymptotic behaviour of SOP with respect to γ_{th} : In Fig. 4, it can also be seen that SOP saturates to a certain value if γ_{th} increased to infinity or decreased to zero. If $\gamma_{th} \rightarrow \infty$, there can be no transmission from R ; hence, SOP saturates to a fixed value irrespective of the combining schemes. This is shown by the dashed line on the top of the figure which is the SOP of the wiretap channel evaluated in (24). When $\gamma_{th} \rightarrow 0$, i.e., R always decodes the message correctly, the SOP also saturates to a fixed value shown by the dashed line

⁴Only the SOP of MRC-MRC scheme is shown for better clarity as illustration purpose.

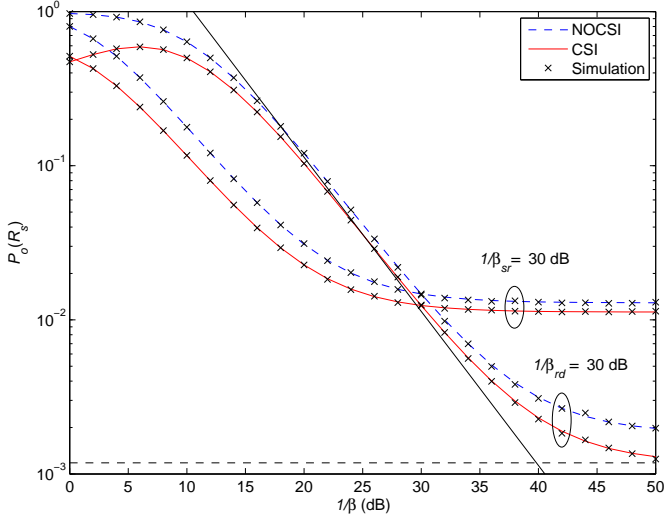


Fig. 5. SOP of the MRC-MRC scheme in the unbalanced case with $\gamma_{th} = 3$ dB, $1/\alpha_{se} = 0$ dB, $1/\alpha_{re} = 3$ dB, $1/\beta_{sd} = 3$ dB, $1/\beta_{sr} = 30$ dB (Case I) or $1/\beta_{rd} = 30$ dB (Case II), and $R_s = 1$ bpcu. Solid straight line represents asymptote and the dashed straight line represents saturation level when $1/\beta_{sr} \rightarrow \infty$.

at the bottom of the figure, evaluated from (22).

Effect of unbalance in the dual-hop links on SOP: Fig. 5 plots the SOP versus average SNR of the MRC-MRC⁴ scheme when there is unbalance in the dual-hop links for CSI and NOCSI. The SOP is obtained by increasing $1/\beta_{rd}$ for a fixed $1/\beta_{sr} = 30$ dB in the unbalanced Case I and also increasing $1/\beta_{sr}$ for a given $1/\beta_{rd} = 30$ in the unbalanced Case II. The x -axis represents $1/\beta_{rd}$ in Case I and $1/\beta_{sr}$ in Case II. It can be seen that for a given $1/\beta_{sr}$ or $1/\beta_{rd}$, SOP saturates to a particular value. The saturation value is basically the constant term shown in Tables V and VI. The constant term of MRC-MRC scheme is shown with a horizontal dashed line and the corresponding asymptotically varying term by a solid straight line when CSI is available for Case II, with the help of (58).

Careful observation into Table V reveals that the constant terms for all diversity schemes are the same in Case I for CSI. This is also true for NOCSI, however, the constant terms for CSI and NOCSI are different. On the contrary, Case II has different constant terms for CSI and NOCSI in Table VI. In Case I, where $1/\beta_{sr}$ is a fixed value and $1/\beta_{rd}$ tends to infinity, the probability that the received SNR at R exceeds γ_{th} is the same irrespective of diversity schemes. Further, as the R - D link SNR is very high, all diversity schemes tend to produce the same performance. Hence, the constant terms saturate to the same value depending on the S - R link SNR. On the other hand, in Case II where $1/\beta_{rd}$ is a fixed value and $1/\beta_{sr}$ tends to infinity, though SNR of the S - R link always exceeds γ_{th} , due to fixed R - D link SNR, performance saturates to different values for different diversity schemes. In conclusion, it is clear that unbalance in the dual hop link can serve as a bottleneck to the SOP performance, and these two unbalances are not identical. The performance cannot be improved even if the average SNR of the R - D link is increased to infinity keeping the S - R link SNR fixed or vice versa.

Effects of the S - E and S - D link qualities on ESR: Fig. 6 shows the ESR versus average SNR for the MRC-SC and SC-

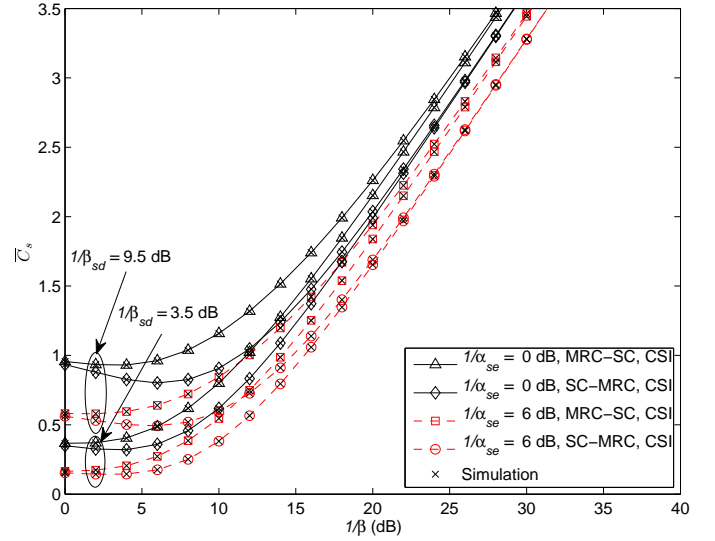


Fig. 6. ESR of MRC-SC and SC-MRC schemes under CSI and NOCSI assumption in the balanced case with $\gamma_{th} = 3$ dB, $1/\alpha_{se} = 3$ dB, $1/\alpha_{re} = 3.5$ dB, and $1/\beta_{sd} = 9.5, 3.5$ dB.

MRC schemes when CSI is available in the balanced case. Results are obtained by increasing $1/\alpha_{se}$ from 0 dB to 6 dB when $1/\beta_{sd} = 9.5$ and 3.5 dB at $1/\alpha_{re} = 3.5$ dB. The results are evaluated using (38) and (41) for MRC-SC and SC-MRC schemes, respectively. It can be observed that for a given diversity scheme, ESR for different S - D link quality gradually merges with each other if the S - E link quality is the same. On the contrary, ESR is different for different S - E link qualities, even if the S - D link quality is the same. This suggests that the secrecy is more sensitive to changes in S - E link quality than changes in the S - D link quality. Further, some general observations can be made as ESR improves with an increase in the S - D link quality and decreases with the increase in the S - E link quality.

Effect of unbalance in the dual-hop links on ESR: In Fig. 7, ESR of the MRC-SC and SC-MRC scheme is plotted versus average SNR for the CSI and NOCSI cases assuming the unbalanced Cases I and II. For Case I, the x -axis represents $1/\beta_{rd}$ with $1/\beta_{sr} = 30$ dB, whereas for Case II, it represents $1/\beta_{sr}$ with $1/\beta_{rd} = 30$ dB. It can be observed that CSI helps to improve the ESR; however, CSI is more beneficial at low SNR. At high SNR, the benefit of using CSI is marginal or no improvement can be obtained when compared to NOCSI. It can also be observed that the ESR curves saturate to a constant value in Case II. The saturation constant is plotted using a horizontal dashed line with the help of (25). In Case I, curves do not saturate to a fixed value as in Case II. An increase in $1/\beta_{sr}$ increases the probability of successful decoding; however, the SNR at D is still constrained by the R - D link quality if $1/\beta_{rd}$ is fixed; hence, ESR saturates in Case II. This is similar to the SOP performance in Fig. 5. If $1/\beta_{sr}$ is fixed to a relatively high value, the signal is decoded correctly at R and by increasing $1/\beta_{rd}$, the ESR can be increased. Hence, ESR does not saturate in Case I. By observing Fig. 5 and Fig.

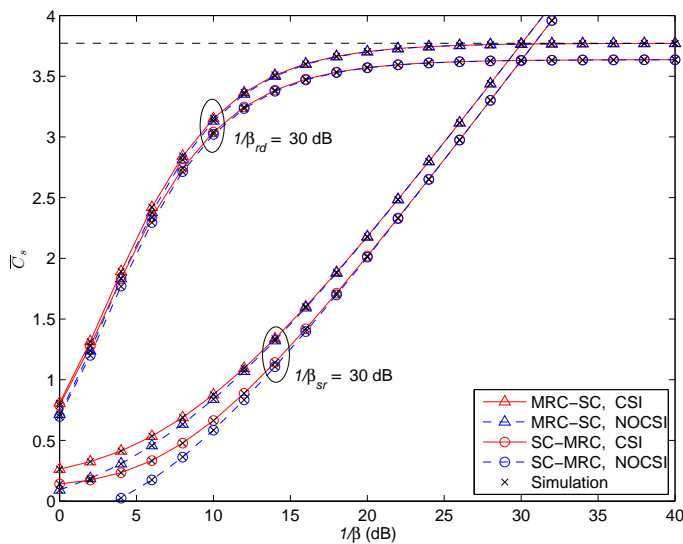


Fig. 7. ESR of MRC-SC and SC-MRC schemes under CSI and NOCSI assumption in the unbalanced case with $\gamma_{th} = 3$ dB, $1/\alpha_{se} = 0$ dB, $1/\alpha_{re} = 3.5$ dB, $1/\beta_{sd} = 3$ dB, $1/\beta_{sr} = 30$ dB (Case I) or $1/\beta_{rd} = 30$ dB (Case II). Dashed straight line represents saturation level when $1/\beta_{sr} \rightarrow \infty$.

7, it can be concluded that the two unbalanced cases do not yield symmetric results. The figure clearly depicts that ESR can be negative if CSI is not available at the transmitters.

VII. CONCLUSION

In this paper, the effects caused by the CSI knowledge on the SOP and ESR have been studied for a dual-hop cooperative system with a threshold-selection DF relay. Combinations of MRC and SC diversity schemes at the destination and eavesdropper were employed to take advantage of the direct links. The threshold-selection relay model can generalize perfect decoding and wiretap channel results. Closed-form expressions were derived and the asymptotic analysis was presented when the dual-hop link SNRs were balanced and unbalanced. It is found that the unbalanced cases become the performance bottleneck; however, their effect is not symmetric. It has been observed that knowledge of CSI can provide an improved performance; however, the degree of improvement is higher at a lower required rate for the SOP and at a lower operating SNR for the ESR. It is also concluded that the secrecy is more sensitive with the changes in source to eavesdropper link quality.

ACKNOWLEDGMENT

This work was supported in part by the Royal Society-SERB Newton International Fellowship under Grant NF151345, the U.K. Engineering and Physical Sciences Research Council under Grant EP/P019374/1, the DST-SERB under National Post Doctoral Fellowship Grant PDF/2016/003637, and the Natural Science and Engineering Council of Canada (NSERC), through its Discovery program.

REFERENCES

[1] A. D. Wyner, "The wire-tap channel," *Bell System Technical Journal*, vol. 54, no. 8, pp. 1355–1387, Oct. 1975.

[2] I. Csiszar and J. Korner, "Broadcast channels with confidential messages," *IEEE Trans. Inf. Theory*, vol. 24, no. 3, pp. 339–348, May 1978.

[3] S. Leung-Yan-Cheong and M. Hellman, "The Gaussian wire-tap channel," *IEEE Trans. Inf. Theory*, vol. 24, no. 4, pp. 451–456, Jul 1978.

[4] J. Barros and M. R. D. Rodrigues, "Secrecy capacity of wireless channels," in *Proc. IEEE International Symposium on Information Theory*, Seattle, USA, 2006, pp. 356–360.

[5] M. Bloch, J. Barros, M. R. D. Rodrigues, and S. McLaughlin, "Wireless information-theoretic security," *IEEE Trans. Inf. Theory*, vol. 54, no. 6, pp. 2515–2534, Jun. 2008.

[6] P. K. Gopala, L. Lai, and H. E. Gamal, "On the secrecy capacity of fading channels," *IEEE Trans. Inf. Theory*, vol. 54, no. 10, pp. 4687–4698, Oct. 2008.

[7] Y. Liang, H. V. Poor, and S. Shamai, "Information theoretic security," *Foundations and Trends in Communications and Information Theory*, vol. 5, no. 4–5, pp. 355–580, Jun. 2009.

[8] J. N. Laneman, D. N. C. Tse, and G. W. Wornell, "Cooperative diversity in wireless networks: efficient protocols and outage behavior," *IEEE Trans. Inf. Theory*, vol. 50, no. 12, pp. 3062–3080, Dec. 2004.

[9] L. Lai and H. E. Gamal, "The relay-eavesdropper channel: cooperation for secrecy," *IEEE Trans. Inf. Theory*, vol. 54, no. 9, pp. 4005–4019, Sep. 2008.

[10] L. Dong, Z. Han, A. Petropulu, and H. Poor, "Improving wireless physical layer security via cooperating relays," *IEEE Trans. Signal Process.*, vol. 58, no. 3, pp. 1875–1888, Mar. 2010.

[11] J. Li, A. Petropulu, and S. Weber, "On cooperative relaying schemes for wireless physical layer security," *IEEE Trans. Signal Process.*, vol. 59, no. 10, pp. 4985–4997, Oct. 2011.

[12] J. Mo, M. Tao, and Y. Liu, "Relay placement for physical layer security: a secure connection perspective," *IEEE Commun. Lett.*, vol. 16, no. 6, pp. 878–881, Jun. 2012.

[13] I. Krikidis, J. Thompson, and S. McLaughlin, "Relay selection for secure cooperative networks with jamming," *IEEE Trans. Wireless Commun.*, vol. 8, no. 10, pp. 5003–5011, Oct. 2009.

[14] I. Krikidis, "Opportunistic relay selection for cooperative networks with secrecy constraints," *IET Commun.*, vol. 4, no. 15, pp. 1787–1791, Oct. 2010.

[15] Y. Zou, X. Wang, and W. Shen, "Optimal relay selection for physical-layer security in cooperative wireless networks," *IEEE J. Sel. Areas Commun.*, vol. 31, no. 10, pp. 2099–2111, Oct. 2013.

[16] V. N. Q. Bao, N. Linh-Trung, and M. Debbah, "Relay selection schemes for dual-hop networks under security constraints with multiple eavesdroppers," *IEEE Trans. Wireless Commun.*, vol. 12, no. 12, pp. 6076–6085, Dec. 2013.

[17] E. R. Alotaibi and K. A. Hamdi, "Relay selection for multi-destination in cooperative networks with secrecy constraints," in *Proc. IEEE Vehicular Technology Conference*, Vancouver, Canada, 2014, pp. 1–5.

[18] L. Wang, K. J. Kim, T. Q. Duong, M. Elkashlan, and H. Poor, "Security enhancement of cooperative single carrier systems," *IEEE Trans. Inf. Forensics and Security*, vol. 10, no. 1, pp. 90–103, Jan. 2015.

[19] H. Hui, A. Swindlehurst, G. Li, and J. Liang, "Secure relay and jammer selection for physical layer security," *IEEE Signal Process. Lett.*, vol. 22, no. 8, pp. 1147–1151, Aug. 2015.

[20] C. Kundu, S. Ghose, and R. Bose, "Secrecy outage of dual-hop regenerative multi-relay system with relay selection," *IEEE Trans. Wireless Commun.*, vol. 14, no. 8, pp. 4614–4625, Aug. 2015.

[21] E. Nosrati, X. Wang, and A. Khabbazibasmenj, "Secrecy capacity enhancement in two-hop DF relaying systems in the presence of eavesdropper," in *Proc. IEEE International Conference on Communications*, London, UK, 2015, pp. 7365–7369.

[22] S. Vahidian, S. Aissa, and S. Hatamnia, "Relay selection for security-constrained cooperative communication in the presence of eavesdropper's overhearing and interference," *IEEE Wireless Commun. Lett.*, vol. 4, no. 6, pp. 577–580, Dec. 2015.

[23] S. Ghose, C. Kundu, and R. Bose, "Secrecy performance of dual-hop decode-and-forward relay system with diversity combining at the eavesdropper," *IET Commun.*, vol. 10, no. 8, pp. 904–914, May 2016.

[24] C. Cai, Y. Cai, W. Yang, and W. Yang, "Average secrecy rate analysis with relay selection using decode-and-forward strategy in cooperative networks," in *Proc. International Conference on Wireless Communications Signal Processing*, Hangzhou, China, 2013, pp. 1–4.

[25] E. R. Alotaibi and K. A. Hamdi, "Ergodic secrecy capacity analysis for cooperative communication with relay selection under non-identical distribution," in *Proc. International Conference on Communications*, Kuala Lumpur, Malaysia, 2016, pp. 1–6.

- [26] X. Lei, L. Fan, R. Q. Hu, D. S. Michalopoulos, and P. Fan, "Secure multiuser communications in multiple decode-and-forward relay networks with direct links," in *Proc. Global Communications Conference*, Austin, USA, 2014, pp. 3180–3185.
- [27] P. L. Yeoh, N. Yang, and K. J. Kim, "Secrecy outage probability of selective relaying wiretap channels with collaborative eavesdropping," in *Proc. IEEE Global Communication Conference*, San Diego, USA, 2015, pp. 1–6.
- [28] F. S. AL-Qahtani, C. Zhong, and H. Alnuweiri, "Opportunistic relay selection for secrecy enhancement in cooperative networks," *IEEE Trans. Commun.*, vol. 63, no. 5, pp. 1756–1770, May 2015.
- [29] C. Kundu, T. M. N. Ngatched, and O. A. Dobre, "Relay selection to improve secrecy in cooperative threshold decode-and-forward relaying," in *Proc. IEEE Global Communication Conference*, Washington, USA, 2016, pp. 1–6.
- [30] —, "Secrecy performance of dual-hop threshold relaying system with diversity reception," in *Proc. IEEE Vehicular Technology Conference*, Montreal, Canada, 2016, pp. 1–5.
- [31] W. Siriwongpairat, T. Himsoon, W. Su, and K. Liu, "Optimum threshold-selection relaying for decode-and-forward cooperation protocol," in *Proc. IEEE Wireless Communications and Networking Conference*, Las Vegas, USA, 2006, pp. 1015–1020.
- [32] O. Olabiyi and A. Annamalai, "Ergodic secrecy rates of secure wireless communications," in *Proc. IEEE Military Communications Conference*, Baltimore, USA, 2014, pp. 18–23.
- [33] D. Brennan, "Linear diversity combining techniques," *Proceedings of the IEEE*, vol. 91, no. 2, pp. 331–356, Feb 2003.
- [34] J. Proakis, *Digital Communications*, 4th ed. McGraw-Hill, 2001.
- [35] M. Akkouchi, "On the convolution of exponential distributions," *J. Chungcheong Math. Soc.*, vol. 21, no. 4, pp. 501–510, Dec. 2008.
- [36] A. P. Prudnikov, Y. Brychkov, and O. Marichev, *Integrals and Series, Volume 1: Elementary Functions*. Gordon and Breach Science Publishers, 1986.

TABLE I
SOP WHEN CSI IS UNAVAILABLE AT THE TRANSMITTERS.

SOP of the MRC-SC scheme.

$$\begin{aligned}
P_o(R_s) = & (1 - e^{-\beta_{sr}\gamma_{th}}) \left(1 - \frac{\alpha_{se}e^{-\beta_{sd}(\rho-1)}}{\alpha_{se} + \rho\beta_{sd}} \right) + e^{-\beta_{sr}\gamma_{th}} \left[1 \right. \\
& + \frac{\beta_{rd}(\alpha_{se} + \alpha_{re})e^{-\beta_{sd}(\rho-1)}}{(\beta_{rd} - \beta_{sd})(\alpha_{se} + \alpha_{re} + \rho\beta_{sd})} - \frac{\beta_{rd}(\rho\alpha_{se}\beta_{sd} + \rho\alpha_{re}\beta_{sd} + 2\alpha_{se}\alpha_{re})e^{-\beta_{sd}(\rho-1)}}{(\beta_{rd} - \beta_{sd})(\alpha_{se} + \rho\beta_{sd})(\alpha_{re} + \rho\beta_{sd})} \\
& \left. - \frac{\beta_{sd}e^{-\beta_{rd}(\rho-1)}}{(\beta_{sd} - \beta_{rd})} \left(\frac{\rho\alpha_{se}\beta_{rd} + \rho\alpha_{re}\beta_{rd} + 2\alpha_{se}\alpha_{re}}{(\alpha_{se} + \rho\beta_{rd})(\alpha_{re} + \rho\beta_{rd})} - \frac{(\alpha_{se} + \alpha_{re})}{\alpha_{se} + \alpha_{re} + \rho\beta_{rd}} \right) \right]. \quad (26)
\end{aligned}$$

SOP of the MRC-MRC scheme.

$$\begin{aligned}
P_o(R_s) = & (1 - e^{-\beta_{sr}\gamma_{th}}) \left(1 - \frac{\alpha_{se}e^{-\beta_{sd}(\rho-1)}}{\alpha_{se} + \rho\beta_{sd}} \right) + e^{-\beta_{sr}\gamma_{th}} \left[1 - \frac{\alpha_{se}\alpha_{re}}{(\beta_{sd} - \beta_{rd})} \times \right. \\
& \left. \left(\frac{\beta_{sd}e^{-\beta_{rd}(\rho-1)}}{(\alpha_{se} + \rho\beta_{rd})(\alpha_{re} + \rho\beta_{rd})} - \frac{\beta_{rd}e^{-\beta_{sd}(\rho-1)}}{(\alpha_{se} + \rho\beta_{sd})(\alpha_{re} + \rho\beta_{sd})} \right) \right]. \quad (27)
\end{aligned}$$

SOP of the SC-SC scheme.

$$\begin{aligned}
P_o(R_s) = & (1 - e^{-\beta_{sr}\gamma_{th}}) \left(1 - \frac{\alpha_{se}e^{-\beta_{sd}(\rho-1)}}{\alpha_{se} + \rho\beta_{sd}} \right) \\
& + e^{-\beta_{sr}\gamma_{th}} \left[1 - \alpha_{se}\alpha_{re} \left(\frac{(\alpha_{se} + \alpha_{re} + 2\rho\beta_{sd})e^{-\beta_{sd}(\rho-1)}}{(\alpha_{se} + \rho\beta_{sd})(\alpha_{re} + \rho\beta_{sd})(\alpha_{se} + \alpha_{re} + \rho\beta_{sd})} \right. \right. \\
& + \frac{(\alpha_{se} + \alpha_{re} + 2\rho\beta_{rd})e^{-\beta_{rd}(\rho-1)}}{(\alpha_{se} + \rho\beta_{rd})(\alpha_{re} + \rho\beta_{rd})(\alpha_{se} + \alpha_{re} + \rho\beta_{rd})} \\
& \left. \left. - \frac{(\alpha_{se} + \alpha_{re} + 2\rho(\beta_{sd} + \beta_{rd}))e^{-(\beta_{sd} + \beta_{rd})(\rho-1)}}{(\alpha_{se} + \rho\beta_{sd} + \rho\beta_{rd})(\alpha_{re} + \rho\beta_{sd} + \rho\beta_{rd})(\alpha_{se} + \alpha_{re} + \rho\beta_{sd} + \rho\beta_{rd})} \right) \right]. \quad (28)
\end{aligned}$$

SOP of the SC-MRC scheme.

$$\begin{aligned}
P_o(R_s) = & (1 - e^{-\beta_{sr}\gamma_{th}}) \left(1 - \frac{\alpha_{se}e^{-\beta_{sd}(\rho-1)}}{\alpha_{se} + \rho\beta_{sd}} \right) + e^{-\beta_{sr}\gamma_{th}} \left[1 - \alpha_{se}\alpha_{re} \left(\frac{e^{-\beta_{sd}(\rho-1)}}{(\alpha_{se} + \rho\beta_{sd})(\alpha_{re} + \rho\beta_{sd})} \right. \right. \\
& \left. \left. + \frac{e^{-\beta_{rd}(\rho-1)}}{(\alpha_{se} + \rho\beta_{rd})(\alpha_{re} + \rho\beta_{rd})} - \frac{e^{-(\beta_{sd} + \beta_{rd})(\rho-1)}}{(\alpha_{se} + \rho(\beta_{sd} + \beta_{rd}))(\alpha_{re} + \rho(\beta_{sd} + \beta_{rd}))} \right) \right]. \quad (29)
\end{aligned}$$

TABLE II
SOP WHEN CSI IS AVAILABLE AT THE TRANSMITTERS.

SOP of the MRC-SC scheme.

$$\begin{aligned}
P_o(R_s) = & (1 - e^{-\beta_{sr}\gamma_{th}}) \left(\frac{\alpha_{se}}{\alpha_{se} + \beta_{sd}} - \frac{\alpha_{se}e^{-\beta_{sd}(\rho-1)}}{\alpha_{se} + \rho\beta_{sd}} \right) + e^{-\beta_{sr}\gamma_{th}} \left[\frac{\beta_{sd}\alpha_{se}\alpha_{re}}{\beta_{sd} - \beta_{rd}} \times \right. \\
& \left(\frac{\alpha_{se} + \alpha_{re} + 2\beta_{rd}}{(\alpha_{se} + \beta_{rd})(\alpha_{re} + \beta_{rd})(\alpha_{se} + \alpha_{re} + \beta_{rd})} - \frac{(\alpha_{se} + \alpha_{re} + 2\rho\beta_{rd})e^{-\beta_{rd}(\rho-1)}}{(\alpha_{se} + \rho\beta_{rd})(\alpha_{re} + \rho\beta_{rd})(\alpha_{se} + \alpha_{re} + \rho\beta_{rd})} \right) \\
& + \frac{\beta_{rd}\alpha_{se}\alpha_{re}}{\beta_{rd} - \beta_{sd}} \left(\frac{\alpha_{se} + \alpha_{re} + 2\beta_{sd}}{(\alpha_{se} + \beta_{sd})(\alpha_{re} + \beta_{sd})(\alpha_{se} + \alpha_{re} + \beta_{sd})} \right. \\
& \left. \left. - \frac{(\alpha_{se} + \alpha_{re} + 2\rho\beta_{sd})e^{-\beta_{sd}(\rho-1)}}{(\alpha_{se} + \rho\beta_{sd})(\alpha_{re} + \rho\beta_{sd})(\alpha_{se} + \alpha_{re} + \rho\beta_{sd})} \right) \right]. \tag{30}
\end{aligned}$$

SOP of the MRC-MRC scheme.

$$\begin{aligned}
P_o(R_s) = & (1 - e^{-\beta_{sr}\gamma_{th}}) \left(\frac{\alpha_{se}}{\alpha_{se} + \beta_{sd}} - \frac{\alpha_{se}e^{-\beta_{sd}(\rho-1)}}{\alpha_{se} + \rho\beta_{sd}} \right) \\
& + e^{-\beta_{sr}\gamma_{th}} \left[\frac{\beta_{sd}\alpha_{se}\alpha_{re}}{(\beta_{sd} - \beta_{rd})(\alpha_{se} + \beta_{rd})(\alpha_{re} + \beta_{rd})} - \frac{\beta_{sd}\alpha_{se}\alpha_{re}e^{-\beta_{rd}(\rho-1)}}{(\beta_{sd} - \beta_{rd})(\alpha_{se} + \rho\beta_{rd})(\alpha_{re} + \rho\beta_{rd})} \right. \\
& \left. + \frac{\beta_{rd}\alpha_{se}\alpha_{re}}{(\beta_{rd} - \beta_{sd})(\alpha_{se} + \beta_{sd})(\alpha_{re} + \beta_{sd})} - \frac{\beta_{rd}\alpha_{se}\alpha_{re}e^{-\beta_{sd}(\rho-1)}}{(\beta_{rd} - \beta_{sd})(\alpha_{se} + \rho\beta_{sd})(\alpha_{re} + \rho\beta_{sd})} \right]. \tag{31}
\end{aligned}$$

SOP of the SC-SC scheme.

$$\begin{aligned}
P_o(R_s) = & (1 - e^{-\beta_{sr}\gamma_{th}}) \left(\frac{\alpha_{se}}{\alpha_{se} + \beta_{sd}} - \frac{\alpha_{se}e^{-\beta_{sd}(\rho-1)}}{\alpha_{se} + \rho\beta_{sd}} \right) + e^{-\beta_{sr}\gamma_{th}} \left[\alpha_{se}\alpha_{re} \times \right. \\
& \left(\frac{\alpha_{se} + \alpha_{re} + 2\beta_{sd}}{(\alpha_{se} + \beta_{sd})(\alpha_{re} + \beta_{sd})(\alpha_{se} + \alpha_{re} + \beta_{sd})} + \frac{\alpha_{se} + \alpha_{re} + 2\beta_{rd}}{(\alpha_{se} + \beta_{rd})(\alpha_{re} + \beta_{rd})(\alpha_{se} + \alpha_{re} + \beta_{rd})} \right. \\
& \frac{\alpha_{se} + \alpha_{re} + 2(\beta_{sd} + \beta_{rd})}{(\alpha_{se} + \beta_{sd} + \beta_{rd})(\alpha_{re} + (\beta_{sd} + \beta_{rd}))(\alpha_{se} + \alpha_{re} + \beta_{sd} + \beta_{rd})} \\
& \frac{(\alpha_{se} + \alpha_{re} + 2\rho\beta_{sd})e^{-\beta_{sd}(\rho-1)}}{(\alpha_{se} + \rho\beta_{sd})(\alpha_{re} + \rho\beta_{sd})(\alpha_{se} + \alpha_{re} + \rho\beta_{sd})} \\
& \frac{(\alpha_{se} + \alpha_{re} + 2\rho\beta_{rd})e^{-\beta_{rd}(\rho-1)}}{(\alpha_{se} + \rho\beta_{rd})(\alpha_{re} + \rho\beta_{rd})(\alpha_{se} + \alpha_{re} + \rho\beta_{rd})} \\
& \left. \left. + \frac{(\alpha_{se} + \alpha_{re} + 2\rho(\beta_{sd} + \beta_{rd}))e^{-(\beta_{sd} + \beta_{rd})(\rho-1)}}{(\alpha_{se} + \rho(\beta_{sd} + \beta_{rd}))(\alpha_{re} + \rho(\beta_{sd} + \beta_{rd}))(\alpha_{se} + \alpha_{re} + \rho(\beta_{sd} + \beta_{rd}))} \right) \right]. \tag{32}
\end{aligned}$$

SOP of the SC-MRC scheme.

$$\begin{aligned}
P_o(R_s) = & (1 - e^{-\beta_{sr}\gamma_{th}}) \left(\frac{\alpha_{se}}{\alpha_{se} + \beta_{sd}} - \frac{\alpha_{se}e^{-\beta_{sd}(\rho-1)}}{\alpha_{se} + \rho\beta_{sd}} \right) + e^{-\beta_{sr}\gamma_{th}} \left[(\rho - 1) \left(\frac{\alpha_{se} + \alpha_{re} + \alpha_{se}\alpha_{re}}{\alpha_{se}\alpha_{re}} \right) \right. \\
& + \frac{\alpha_{se}\alpha_{re}}{(\alpha_{se} + \beta_{sd})(\alpha_{re} + \beta_{sd})} \left(\frac{1}{\alpha_{se} + \beta_{sd}} + \frac{1}{\alpha_{re} + \beta_{sd}} \right) - \frac{\alpha_{se}\alpha_{re}e^{-\beta_{sd}(\rho-1)}}{(\alpha_{se} + \rho\beta_{sd})(\alpha_{re} + \rho\beta_{rd})} \times \\
& \left. \left(\rho - 1 + \frac{\rho}{\alpha_{se} + \rho\beta_{sd}} + \frac{\rho}{\alpha_{re} + \rho\beta_{sd}} \right) \right]. \tag{33}
\end{aligned}$$

TABLE III
ESR OF VARIOUS COMBINATIONS OF DIVERSITY COMBINING SCHEMES.

ESR of the MRC-SC scheme when CSI is unavailable at the transmitters.

$$\begin{aligned} \bar{C}_s = & \frac{1}{2 \ln 2} \left[(1 - e^{-\beta_{sr}\gamma_{th}}) (e^{\alpha_{se}} \text{Ei}(-\alpha_{se}) - e^{\beta_{sd}} \text{Ei}(-\beta_{sd})) + e^{-\beta_{sr}\gamma_{th}} \times \right. \\ & \left(\frac{1}{\beta_{sd} - \beta_{rd}} (\beta_{rd} e^{\beta_{sd}} \text{Ei}(-\beta_{sd}) - \beta_{sd} e^{\beta_{rd}} \text{Ei}(-\beta_{rd})) + e^{\alpha_{se}} \text{Ei}(-\alpha_{se}) + e^{\alpha_{re}} \text{Ei}(-\alpha_{re}) \right. \\ & \left. \left. - e^{\alpha_{se} + \alpha_{re}} \text{Ei}(-\alpha_{se} - \alpha_{re}) \right) \right]. \end{aligned} \quad (34)$$

ESR of the MRC-MRC scheme when CSI is unavailable at the transmitters.

$$\begin{aligned} \bar{C}_s = & \frac{1}{2 \ln 2} \left[(1 - e^{-\beta_{sr}\gamma_{th}}) (e^{\alpha_{se}} \text{Ei}(-\alpha_{se}) - e^{\beta_{sd}} \text{Ei}(-\beta_{sd})) + e^{-\beta_{sr}\gamma_{th}} \times \right. \\ & \left(\frac{1}{\beta_{sd} - \beta_{rd}} (\beta_{rd} e^{\beta_{sd}} \text{Ei}(-\beta_{sd}) - \beta_{sd} e^{\beta_{rd}} \text{Ei}(-\beta_{rd})) - \frac{1}{\alpha_{se} - \alpha_{re}} (\alpha_{re} e^{\alpha_{se}} \text{Ei}(-\alpha_{se}) \right. \\ & \left. \left. - \alpha_{se} e^{\alpha_{re}} \text{Ei}(-\alpha_{re})) \right) \right]. \end{aligned} \quad (35)$$

ESR of the SC-SC scheme when CSI is unavailable at the transmitters.

$$\begin{aligned} \bar{C}_s = & \frac{1}{2 \ln 2} \left[(1 - e^{-\beta_{sr}\gamma_{th}}) (e^{\alpha_{se}} \text{Ei}(-\alpha_{se}) - e^{\beta_{sd}} \text{Ei}(-\beta_{sd})) + e^{-\beta_{sr}\gamma_{th}} (e^{\alpha_{se}} \text{Ei}(-\alpha_{se}) \right. \\ & \left. + e^{\alpha_{re}} \text{Ei}(-\alpha_{re}) - e^{\beta_{sd}} \text{Ei}(-\beta_{sd}) - e^{\beta_{rd}} \text{Ei}(-\beta_{rd}) + e^{\beta_{sd} + \beta_{rd}} \text{Ei}(-\beta_{sd} - \beta_{rd}) \right. \\ & \left. \left. - e^{\alpha_{se} + \alpha_{re}} \text{Ei}(-\alpha_{se} - \alpha_{re}) \right) \right]. \end{aligned} \quad (36)$$

ESR of the SC-MRC scheme when CSI is unavailable at the transmitters.

$$\begin{aligned} \bar{C}_s = & \frac{1}{2 \ln 2} \left[(1 - e^{-\beta_{sr}\gamma_{th}}) (e^{\alpha_{se}} \text{Ei}(-\alpha_{se}) - e^{\beta_{sd}} \text{Ei}(-\beta_{sd})) + e^{-\beta_{sr}\gamma_{th}} \times \right. \\ & \left(e^{\beta_{sd} + \beta_{rd}} \text{Ei}(-\beta_{sd} - \beta_{rd}) - e^{\beta_{rd}} \text{Ei}(-\beta_{rd}) + \frac{1}{\alpha_{se} - \alpha_{re}} (\alpha_{se} e^{\alpha_{re}} \text{Ei}(-\alpha_{re}) \right. \\ & \left. \left. - \alpha_{re} e^{\alpha_{se}} \text{Ei}(-\alpha_{se})) \right) \right]. \end{aligned} \quad (37)$$

ESR of the MRC-SC scheme when CSI is available at the transmitters.

$$\begin{aligned} \bar{C}_s = & \frac{1}{2 \ln 2} \left[(1 - e^{-\beta_{sr}\gamma_{th}}) (e^{\beta_{sd} + \alpha_{se}} \text{Ei}(-\beta_{sd} - \alpha_{se}) - e^{\beta_{sd}} \text{Ei}(-\beta_{sd})) + \frac{e^{-\beta_{sr}\gamma_{th}}}{\beta_{sd} - \beta_{rd}} \times \right. \\ & (\beta_{rd} e^{\beta_{sd}} \text{Ei}(-\beta_{rd}) - \beta_{sd} e^{\beta_{rd}} \text{Ei}(-\beta_{rd}) + \beta_{sd} e^{\beta_{rd} + \alpha_{se}} \text{Ei}(-\beta_{rd} - \alpha_{se}) \\ & - \beta_{rd} e^{\beta_{sd} + \alpha_{se}} \text{Ei}(-\beta_{sd} - \alpha_{se}) + \beta_{sd} e^{\beta_{rd} + \alpha_{re}} \text{Ei}(-\beta_{rd} - \alpha_{re}) - \beta_{rd} e^{\beta_{sd} + \alpha_{re}} \text{Ei}(-\beta_{sd} - \alpha_{re}) \\ & \left. \left. + \beta_{rd} e^{\beta_{sd} + \alpha_{se} + \alpha_{re}} \text{Ei}(-\beta_{sd} - \alpha_{se} - \alpha_{re}) - \beta_{sd} e^{\beta_{rd} + \alpha_{se} + \alpha_{re}} \text{Ei}(-\beta_{rd} - \alpha_{se} - \alpha_{re}) \right) \right]. \end{aligned} \quad (38)$$

ESR of the MRC-MRC scheme when CSI is available at the transmitters.

$$\begin{aligned} \bar{C}_s = & \frac{1}{2 \ln 2} \left[(1 - e^{-\beta_{sr}\gamma_{th}}) (e^{\beta_{sd} + \beta_{rd}} \text{Ei}(-\beta_{sd} - \beta_{rd}) - e^{\beta_{sd}} \text{Ei}(-\beta_{sd})) + \frac{e^{-\beta_{sr}\gamma_{th}}}{\beta_{sd} - \beta_{rd}} \times \right. \\ & \left(\beta_{rd} e^{\beta_{sd}} \text{Ei}(-\beta_{sd}) - \beta_{sd} e^{\beta_{rd}} \text{Ei}(-\beta_{rd}) + \frac{1}{(\alpha_{se} - \alpha_{re})} (\beta_{sd} \alpha_{se} e^{\beta_{rd} + \alpha_{re}} \text{Ei}(-\beta_{rd} - \alpha_{re}) \right. \\ & - \beta_{rd} \alpha_{se} e^{\beta_{sd} + \alpha_{re}} \text{Ei}(-\beta_{sd} - \alpha_{re}) + \beta_{rd} \alpha_{re} e^{\beta_{sd} + \alpha_{se}} \text{Ei}(-\beta_{sd} - \alpha_{se}) \\ & \left. \left. - \beta_{sd} \alpha_{re} e^{\beta_{rd} + \alpha_{se}} \text{Ei}(-\beta_{rd} - \alpha_{se})) \right) \right]. \end{aligned} \quad (39)$$

ESR of the SC-SC scheme when CSI is available at the transmitters.

$$\begin{aligned}
\bar{C}_s = & \frac{1}{2 \ln 2} \left[(1 - e^{-\beta_{sr} \gamma_{th}}) (e^{\beta_{sd} + \beta_{rd}} \text{Ei}(-\beta_{sd} - \beta_{rd}) - e^{\beta_{sd}} \text{Ei}(-\beta_{sd})) + e^{-\beta_{sr} \gamma_{th}} \times \right. \\
& (e^{\beta_{sd} + \alpha_{se}} \text{Ei}(-\beta_{sd} - \alpha_{se}) - e^{\beta_{sd}} \text{Ei}(-\beta_{sd}) - e^{\beta_{rd}} \text{Ei}(-\beta_{rd}) + e^{\beta_{sd} + \beta_{rd}} \text{Ei}(-\beta_{sd} - \beta_{rd}) \\
& + e^{\beta_{sd} + \alpha_{re}} \text{Ei}(-\beta_{sd} - \alpha_{re}) + e^{\beta_{rd} + \alpha_{se}} \text{Ei}(-\beta_{rd} - \alpha_{se}) + e^{\beta_{rd} + \alpha_{re}} \text{Ei}(-\beta_{rd} - \alpha_{re}) \\
& - e^{\beta_{sd} + \alpha_{se} + \alpha_{re}} \text{Ei}(-\beta_{sd} - \alpha_{se} - \alpha_{re}) - e^{\beta_{rd} + \alpha_{se} + \alpha_{re}} \text{Ei}(-\beta_{rd} - \alpha_{se} - \alpha_{re}) \\
& - e^{\beta_{sd} + \beta_{rd} + \alpha_{se}} \text{Ei}(-\beta_{sd} - \beta_{rd} - \alpha_{se}) - e^{\beta_{sd} + \beta_{rd} + \alpha_{re}} \text{Ei}(-\beta_{sd} - \beta_{rd} - \alpha_{re}) \\
& \left. + e^{\beta_{sd} + \beta_{rd} + \alpha_{se} + \alpha_{re}} \text{Ei}(-\beta_{sd} - \beta_{rd} - \alpha_{se} - \alpha_{re})) \right]. \tag{40}
\end{aligned}$$

ESR of the SC-MRC scheme when CSI is available at the transmitters.

$$\begin{aligned}
\bar{C}_s = & \frac{1}{2 \ln 2} \left[(1 - e^{-\beta_{sr} \gamma_{th}}) (e^{\beta_{sd} + \beta_{rd}} \text{Ei}(-\beta_{sd} - \beta_{rd}) - e^{\beta_{sd}} \text{Ei}(-\beta_{sd})) + e^{-\beta_{sr} \gamma_{th}} \times \right. \\
& \left(\frac{\alpha_{se}}{\alpha_{se} - \alpha_{re}} (e^{\beta_{sd} + \alpha_{re}} \text{Ei}(-\beta_{sd} - \alpha_{re}) - e^{\beta_{sd} + \alpha_{se}} \text{Ei}(-\beta_{sd} - \alpha_{se}) + e^{\beta_{rd} + \alpha_{re}} \text{Ei}(-\beta_{rd} - \alpha_{re})) \right. \\
& - \frac{\alpha_{re}}{\alpha_{se} - \alpha_{re}} (e^{\beta_{rd} + \alpha_{se}} \text{Ei}(-\beta_{rd} - \alpha_{se}) - e^{\beta_{sd} + \beta_{rd} + \alpha_{re}} \text{Ei}(-\beta_{sd} - \beta_{rd} - \alpha_{re})) - e^{\beta_{sd}} \text{Ei}(-\beta_{sd}) \\
& \left. - e^{\beta_{rd}} \text{Ei}(-\beta_{rd}) + e^{\beta_{sd} + \beta_{rd}} \text{Ei}(-\beta_{sd} - \beta_{rd}) \right]. \tag{41}
\end{aligned}$$

TABLE IV
ASYMPTOTIC SOP UNDER THE BALANCED CASE.

Asymptotic SOP of the MRC-SC scheme when CSI is unavailable, derived from (26).

$$P_o^{AS}(R_s) = \frac{1}{\beta} \left[\gamma_{th} - 1 - \frac{1}{\beta_{sd}} + \frac{\rho (\alpha_{se}^2 + \alpha_{re}^2 + \alpha_{se}\alpha_{re} (\alpha_{se} + \alpha_{re} + 1))}{\alpha_{se}\alpha_{re} (\alpha_{se} + \alpha_{re})} + \frac{\alpha_{se}e^{-\beta_{sd}(\rho-1)}}{\beta_{sd} (\alpha_{se} + \rho\beta_{sd})} (\alpha_{re} (\alpha_{se} + \alpha_{re} + 2\rho\beta_{sd}) - \gamma_{th}\beta_{sd}) \right]. \quad (42)$$

Asymptotic SOP of the MRC-MRC scheme when CSI is unavailable, derived from (27).

$$P_o^{AS}(R_s) = \frac{1}{\beta} \left[\gamma_{th} - 1 - \frac{1}{\beta_{sd}} + \frac{\rho (\alpha_{se} + \alpha_{re} + \alpha_{se}\alpha_{re})}{\alpha_{se}\alpha_{re}} - \frac{\alpha_{se}e^{-\beta_{sd}(\rho-1)}}{\alpha_{se} + \rho\beta_{sd}} \left(\gamma_{th} - \frac{\alpha_{re}}{\beta_{sd} (\alpha_{re} + \rho\beta_{sd})} \right) \right]. \quad (43)$$

Asymptotic SOP of the SC-MRC scheme when CSI is unavailable, derived from (29).

$$P_o^{AS}(R_s) = \frac{1}{\beta} \left[\gamma_{th} - 1 + \frac{\rho (\alpha_{se} + \alpha_{re} + \alpha_{se}\alpha_{re})}{\alpha_{se}\alpha_{re}} - \frac{\alpha_{se}e^{-\beta_{sd}(\rho-1)}}{\alpha_{se} + \rho\beta_{sd}} \left(\gamma_{th} + \frac{\alpha_{re}}{\alpha_{re} + \rho\beta_{sd}} \times \left(\rho - 1 + \frac{\rho}{\alpha_{se} + \rho\beta_{sd}} + \frac{\rho}{\alpha_{re} + \rho\beta_{sd}} \right) \right) \right]. \quad (44)$$

Asymptotic SOP of the MRC-SC scheme when CSI is available, derived from (30).

$$P_o^{AS}(R_s) = \frac{1}{\beta} \left[(\rho - 1) \left(1 + \frac{1}{\alpha_{se}} + \frac{1}{\alpha_{re}} - \frac{1}{\alpha_{se} + \alpha_{re}} \right) + \alpha_{se}\gamma_{th} \left(\frac{1}{\alpha_{se} + \beta_{sd}} - \frac{e^{-\beta_{sd}(\rho-1)}}{\alpha_{se} + \rho\beta_{sd}} \right) - \frac{\alpha_{se}\alpha_{re}}{\beta_{sd}} \left(\frac{\alpha_{se} + \alpha_{re} + 2\beta_{sd}}{(\alpha_{se} + \beta_{sd})(\alpha_{re} + \beta_{sd})(\alpha_{se} + \alpha_{re} + \beta_{sd})} - \frac{(\alpha_{se} + \alpha_{re} + 2\rho\beta_{sd})e^{-\beta_{sd}(\rho-1)}}{(\alpha_{se} + \rho\beta_{sd})(\alpha_{re} + \rho\beta_{sd})(\alpha_{se} + \alpha_{re} + \rho\beta_{sd})} \right) \right]. \quad (45)$$

Asymptotic SOP of the MRC-MRC scheme when CSI is available, derived from (31).

$$P_o^{AS}(R_s) = \frac{1}{\beta} \left[(\rho - 1) \left(1 + \frac{1}{\alpha_{se}} + \frac{1}{\alpha_{re}} \right) + \alpha_{se}\gamma_{th} \left(\frac{1}{\alpha_{se} + \beta_{sd}} - \frac{e^{-\beta_{sd}(\rho-1)}}{\alpha_{se} + \rho\beta_{sd}} \right) - \frac{\alpha_{se}\alpha_{re}}{\beta_{sd}} \left(\frac{1}{(\alpha_{se} + \beta_{sd})(\alpha_{re} + \beta_{sd})} - \frac{e^{-\beta_{sd}(\rho-1)}}{(\alpha_{se} + \rho\beta_{sd})(\alpha_{re} + \rho\beta_{sd})} \right) \right]. \quad (46)$$

Asymptotic SOP of the SC-MRC scheme when CSI is available, derived from (33).

$$P_o^{AS}(R_s) = \frac{1}{\beta} \left[(\rho - 1) \left(1 + \frac{1}{\alpha_{se}} + \frac{1}{\alpha_{re}} \right) + \frac{\alpha_{se}\alpha_{re}}{(\alpha_{se} + \beta_{sd})(\alpha_{re} + \beta_{sd})} \left(\frac{1}{\alpha_{se} + \beta_{sd}} + \frac{1}{\alpha_{re} + \beta_{sd}} \right) - \frac{\alpha_{se}\alpha_{re}e^{-\beta_{sd}(\rho-1)}}{(\alpha_{se} + \rho\beta_{sd})(\alpha_{re} + \rho\beta_{sd})} \left(\rho - 1 + \frac{\rho}{\alpha_{se} + \rho\beta_{sd}} + \frac{\rho}{\alpha_{re} + \rho\beta_{sd}} \right) + \alpha_{se}\gamma_{th} \left(\frac{1}{\alpha_{se} + \beta_{sd}} - \frac{e^{-\beta_{sd}(\rho-1)}}{\alpha_{se} + \rho\beta_{sd}} \right) \right]. \quad (47)$$

TABLE V
ASYMPTOTIC SOP UNDER THE UNBALANCED CASE I.

Asymptotic SOP of the MRC-SC scheme when CSI is unavailable, derived from (26).

$$P_o^{AS}(R_s) = (1 - e^{-\beta_{sr}\gamma_{th}}) \left(1 - \frac{\alpha_{se}e^{-\beta_{sd}(\rho-1)}}{\alpha_{se} + \rho\beta_{sd}} \right) + \frac{e^{-\beta_{sr}\gamma_{th}}}{\frac{1}{\beta}} \times \left[\frac{\rho(\alpha_{se}^2 + \alpha_{re}^2 + \alpha_{se}\alpha_{re}(\alpha_{se} + \alpha_{re} + 1))}{\alpha_{se}\alpha_{re}(\alpha_{se} + \alpha_{re})} - 1 - \frac{1}{\beta_{sd}} + \frac{\alpha_{se}\alpha_{re}(\alpha_{se} + \alpha_{re} + 2\rho\beta_{sd})e^{-\beta_{sd}(\rho-1)}}{\beta_{sd}(\alpha_{se} + \rho\beta_{sd})(\alpha_{re} + \rho\beta_{sd})(\alpha_{se} + \alpha_{re} + \rho\beta_{sd})} \right]. \quad (48)$$

Asymptotic SOP of the MRC-MRC scheme when CSI is unavailable, derived from (27).

$$P_o^{AS}(R_s) = (1 - e^{-\beta_{sr}\gamma_{th}}) \left(1 - \frac{\alpha_{se}e^{-\beta_{sd}(\rho-1)}}{\alpha_{se} + \rho\beta_{sd}} \right) + \frac{e^{-\beta_{sr}\gamma_{th}}}{\frac{1}{\beta}} \left[\frac{\rho(\alpha_{se} + \alpha_{re} + \alpha_{se}\alpha_{re})}{\alpha_{se}\alpha_{re}} - 1 + \frac{\alpha_{se}\alpha_{re}e^{-\beta_{sd}(\rho-1)}}{\beta_{sd}(\alpha_{se} + \rho\beta_{sd})(\alpha_{re} + \rho\beta_{sd})} \right]. \quad (49)$$

Asymptotic SOP of the SC-MRC scheme when CSI is unavailable, derived from (29).

$$P_o^{AS}(R_s) = (1 - e^{-\beta_{sr}\gamma_{th}}) \left(1 - \frac{\alpha_{se}e^{-\beta_{sd}(\rho-1)}}{\alpha_{se} + \rho\beta_{sd}} \right) + \frac{e^{-\beta_{sr}\gamma_{th}}}{\frac{1}{\beta}} \left[\frac{\rho(\alpha_{se} + \alpha_{re} + \alpha_{se}\alpha_{re})}{\alpha_{se}\alpha_{re}} - 1 - \frac{\alpha_{se}\alpha_{re}(\rho(\alpha_{se} + \alpha_{re} + 2\rho\beta_{sd}) - (\rho-1)(\alpha_{se} + \rho\beta_{sd})(\alpha_{re} + \rho\beta_{sd}))e^{-\beta_{sd}(\rho-1)}}{(\alpha_{se} + \rho\beta_{sd})^2(\alpha_{re} + \rho\beta_{sd})^2} \right]. \quad (50)$$

Asymptotic SOP of the MRC-SC scheme when CSI is available, derived from (30).

$$P_o^{AS}(R_s) = (1 - e^{-\beta_{sr}\gamma_{th}}) \left(\frac{\alpha_{se}}{\alpha_{se} + \beta_{sd}} - \frac{\alpha_{se}e^{-\beta_{sd}(\rho-1)}}{\alpha_{se} + \rho\beta_{sd}} \right) + \frac{e^{-\beta_{sr}\gamma_{th}}}{\frac{1}{\beta}} \times \left[(\rho-1) \left(1 + \frac{1}{\alpha_{se}} + \frac{1}{\alpha_{re}} - \frac{1}{\alpha_{se} + \alpha_{re}} \right) - \frac{\alpha_{se}\alpha_{re}}{\beta_{sd}} \left(\frac{\alpha_{se} + \alpha_{re} + 2\beta_{sd}}{(\alpha_{se} + \beta_{sd})(\alpha_{re} + \beta_{sd})(\alpha_{se} + \alpha_{re} + \beta_{sd})} - \frac{(\alpha_{se} + \alpha_{re} + 2\rho\beta_{sd})e^{-\beta_{sd}(\rho-1)}}{(\alpha_{se} + \rho\beta_{sd})(\alpha_{re} + \rho\beta_{sd})(\alpha_{se} + \alpha_{re} + \rho\beta_{sd})} \right) \right]. \quad (51)$$

Asymptotic SOP of the MRC-MRC scheme when CSI is available, derived from (31).

$$P_o^{AS}(R_s) = (1 - e^{-\beta_{sr}\gamma_{th}}) \left(\frac{\alpha_{se}}{\alpha_{se} + \beta_{sd}} - \frac{\alpha_{se}e^{-\beta_{sd}(\rho-1)}}{\alpha_{se} + \rho\beta_{sd}} \right) + \frac{e^{-\beta_{sr}\gamma_{th}}}{\frac{1}{\beta}} \left[(\rho-1) \left(1 + \frac{1}{\alpha_{se}} + \frac{1}{\alpha_{re}} \right) - \frac{\alpha_{se}\alpha_{re}}{\beta_{sd}(\alpha_{se} + \beta_{sd})(\alpha_{re} + \beta_{sd})} + \frac{\alpha_{se}\alpha_{re}e^{-\beta_{sd}(\rho-1)}}{\beta_{sd}(\alpha_{se} + \rho\beta_{sd})(\alpha_{re} + \rho\beta_{sd})} \right]. \quad (52)$$

Asymptotic SOP of the SC-MRC scheme when CSI is available, derived from (33).

$$P_o^{AS}(R_s) = (1 - e^{-\beta_{sr}\gamma_{th}}) \left(\frac{\alpha_{se}}{\alpha_{se} + \beta_{sd}} - \frac{\alpha_{se}e^{-\beta_{sd}(\rho-1)}}{\alpha_{se} + \rho\beta_{sd}} \right) + \frac{e^{-\beta_{sr}\gamma_{th}}}{\frac{1}{\beta}} \left[(\rho-1) \left(1 + \frac{1}{\alpha_{se}} + \frac{1}{\alpha_{re}} \right) + \frac{\alpha_{se}\alpha_{re}}{(\alpha_{se} + \beta_{sd})(\alpha_{re} + \beta_{sd})} \left(\frac{1}{\alpha_{re} + \beta_{sd}} + \frac{1}{\alpha_{se} + \beta_{sd}} \right) - \frac{\alpha_{se}\alpha_{re}e^{-\beta_{sd}(\rho-1)}}{(\alpha_{se} + \rho\beta_{sd})(\alpha_{re} + \rho\beta_{sd})} \left(\rho - 1 + \frac{\rho}{\alpha_{se} + \rho\beta_{sd}} + \frac{\rho}{\alpha_{re} + \rho\beta_{sd}} \right) \right]. \quad (53)$$

TABLE VI
ASYMPTOTIC SOP UNDER THE UNBALANCED CASE II.

Asymptotic SOP of the MRC-SC scheme when CSI is unavailable, derived from (26).

$$\begin{aligned}
P_o^{AS}(R_s) = & \left(1 - \frac{\beta_{sd}\alpha_{se}e^{-\beta_{rd}(\rho-1)}}{(\beta_{sd}-\beta_{rd})(\alpha_{se}+\rho\beta_{rd})} - \frac{\beta_{rd}\alpha_{re}e^{-\beta_{sd}(\rho-1)}}{(\beta_{rd}-\beta_{sd})(\alpha_{re}+\rho\beta_{sd})} \right. \\
& + \frac{\beta_{sd}\alpha_{se}e^{-\beta_{rd}(\rho-1)}}{(\beta_{sd}-\beta_{rd})(\alpha_{re}+\rho\beta_{sd})(\alpha_{se}+\alpha_{re}+\rho\beta_{rd})} \\
& + \left. \frac{\beta_{rd}\alpha_{re}e^{-\beta_{sd}(\rho-1)}}{(\beta_{rd}-\beta_{sd})(\alpha_{se}+\rho\beta_{sd})(\alpha_{se}+\alpha_{re}+\rho\beta_{sd})} \right) - \frac{\gamma_{th}}{\beta} \left[\frac{\alpha_{se}e^{-\beta_{sd}(\rho-1)}}{\alpha_{se}+\rho\beta_{sd}} \right. \\
& - \frac{\beta_{sd}\alpha_{se}e^{-\beta_{rd}(\rho-1)}}{(\beta_{sd}-\beta_{rd})(\alpha_{se}+\rho\beta_{rd})} - \frac{\beta_{rd}\alpha_{re}e^{-\beta_{sd}(\rho-1)}}{(\beta_{rd}-\beta_{sd})(\alpha_{re}+\rho\beta_{sd})} \\
& + \frac{\beta_{sd}\alpha_{se}e^{-\beta_{rd}(\rho-1)}}{(\beta_{sd}-\beta_{rd})(\alpha_{re}+\rho\beta_{sd})(\alpha_{se}+\alpha_{re}+\rho\beta_{rd})} \\
& \left. + \frac{\beta_{rd}\alpha_{re}e^{-\beta_{sd}(\rho-1)}}{(\beta_{rd}-\beta_{sd})(\alpha_{se}+\rho\beta_{sd})(\alpha_{se}+\alpha_{re}+\rho\beta_{sd})} \right]. \tag{54}
\end{aligned}$$

Asymptotic SOP of the MRC-MRC scheme when CSI is unavailable, derived from (27).

$$\begin{aligned}
P_o^{AS}(R_s) = & \left(1 - \frac{\beta_{sd}\alpha_{se}\alpha_{re}e^{-\beta_{rd}(\rho-1)}}{(\beta_{sd}-\beta_{rd})(\alpha_{se}+\rho\beta_{rd})(\alpha_{re}+\rho\beta_{rd})} + \frac{\beta_{rd}\alpha_{se}\alpha_{re}e^{-\beta_{sd}(\rho-1)}}{(\beta_{sd}-\beta_{rd})(\alpha_{se}+\rho\beta_{sd})(\alpha_{re}+\rho\beta_{sd})} \right) \\
& - \frac{\gamma_{th}}{\beta} \left[\frac{\alpha_{se}e^{-\beta_{sd}(\rho-1)}}{\alpha_{se}+\rho\beta_{sd}} - \frac{\beta_{sd}\alpha_{se}\alpha_{re}e^{-\beta_{rd}(\rho-1)}}{(\beta_{sd}-\beta_{rd})(\alpha_{se}+\rho\beta_{rd})(\alpha_{re}+\rho\beta_{rd})} \right. \\
& \left. + \frac{\beta_{rd}\alpha_{se}\alpha_{re}e^{-\beta_{sd}(\rho-1)}}{(\beta_{sd}-\beta_{rd})(\alpha_{se}+\rho\beta_{sd})(\alpha_{re}+\rho\beta_{sd})} \right] \tag{55}
\end{aligned}$$

Asymptotic SOP of the SC-MRC scheme when CSI is unavailable, derived from (29).

$$\begin{aligned}
P_o^{AS}(R_s) = & 1 - \alpha_{se}\alpha_{re} \left(\frac{e^{-\beta_{sd}(\rho-1)}}{(\alpha_{se}+\rho\beta_{sd})(\alpha_{re}+\rho\beta_{sd})} + \frac{e^{-\beta_{rd}(\rho-1)}}{(\alpha_{se}+\rho\beta_{rd})(\alpha_{re}+\rho\beta_{rd})} \right. \\
& - \left. \frac{e^{-(\beta_{sd}+\beta_{sd})(\rho-1)}}{(\alpha_{se}+\rho\beta_{sd}+\rho\beta_{rd})(\alpha_{re}+\rho\beta_{sd}+\rho\beta_{rd})} \right) - \frac{\gamma_{th}}{\beta} \left[\frac{\alpha_{se}e^{-\beta_{sd}(\rho-1)}}{\alpha_{se}+\rho\beta_{sd}} \right. \\
& - \alpha_{se}\alpha_{re} \left(\frac{e^{-\beta_{sd}(\rho-1)}}{(\alpha_{se}+\rho\beta_{sd})(\alpha_{re}+\rho\beta_{sd})} + \frac{e^{-\beta_{rd}(\rho-1)}}{(\alpha_{se}+\rho\beta_{rd})(\alpha_{re}+\rho\beta_{rd})} \right. \\
& \left. \left. - \frac{e^{-(\beta_{sd}+\beta_{sd})(\rho-1)}}{(\alpha_{se}+\rho\beta_{sd}+\rho\beta_{rd})(\alpha_{re}+\rho\beta_{sd}+\rho\beta_{rd})} \right) \right] \tag{56}
\end{aligned}$$

Asymptotic SOP of the MRC-SC scheme when CSI is available, derived from (30).

$$\begin{aligned}
P_o^{AS}(R_s) = & \frac{\beta_{sd}\alpha_{se}\alpha_{re}}{\beta_{sd} - \beta_{rd}} \left(\frac{\alpha_{se} + \alpha_{re} + 2\beta_{rd}}{(\beta_{rd} + \alpha_{se})(\beta_{rd} + \alpha_{re})(\beta_{rd} + \alpha_{se} + \alpha_{re})} \right. \\
& \left. - \frac{(\alpha_{se} + \alpha_{re} + 2\rho\beta_{rd})e^{-\beta_{rd}(\rho-1)}}{(\alpha_{se} + \rho\beta_{rd})(\alpha_{re} + \rho\beta_{rd})(\alpha_{se} + \alpha_{re} + \rho\beta_{rd})} \right) \\
& - \frac{\beta_{rd}\alpha_{se}\alpha_{re}}{\beta_{rd} - \beta_{sd}} \left(\frac{\alpha_{se} + \alpha_{re} + 2\beta_{sd}}{(\beta_{sd} + \alpha_{se})(\beta_{sd} + \alpha_{re})(\beta_{sd} + \alpha_{se} + \alpha_{re})} \right. \\
& \left. - \frac{(\alpha_{se} + \alpha_{re} + 2\rho\beta_{sd})e^{-\beta_{sd}(\rho-1)}}{(\alpha_{se} + \rho\beta_{sd})(\alpha_{re} + \rho\beta_{sd})(\alpha_{se} + \alpha_{re} + \rho\beta_{sd})} \right) \\
& - \frac{\gamma_{th}}{\frac{1}{\beta}} \left[\frac{\alpha_{se}e^{-\beta_{sd}(\rho-1)}}{\alpha_{se} + \rho\beta_{sd}} - \frac{\alpha_{se}}{\alpha_{se} + \beta_{sd}} \right. \\
& + \frac{\beta_{sd}\alpha_{se}\alpha_{re}}{\beta_{sd} - \beta_{rd}} \left(\frac{\alpha_{se} + \alpha_{re} + 2\beta_{rd}}{(\beta_{rd} + \alpha_{se})(\beta_{rd} + \alpha_{re})(\beta_{rd} + \alpha_{se} + \alpha_{re})} \right. \\
& \left. - \frac{(\alpha_{se} + \alpha_{re} + 2\rho\beta_{rd})e^{-\beta_{rd}(\rho-1)}}{(\alpha_{se} + \rho\beta_{rd})(\alpha_{re} + \rho\beta_{rd})(\alpha_{se} + \alpha_{re} + \rho\beta_{rd})} \right) \\
& \left. - \frac{\beta_{rd}\alpha_{se}\alpha_{re}}{\beta_{rd} - \beta_{sd}} \left(\frac{\alpha_{se} + \alpha_{re} + 2\beta_{sd}}{(\beta_{sd} + \alpha_{se})(\beta_{sd} + \alpha_{re})(\beta_{sd} + \alpha_{se} + \alpha_{re})} \right. \right. \\
& \left. \left. - \frac{(\alpha_{se} + \alpha_{re} + 2\rho\beta_{sd})e^{-\beta_{sd}(\rho-1)}}{(\alpha_{se} + \rho\beta_{sd})(\alpha_{re} + \rho\beta_{sd})(\alpha_{se} + \alpha_{re} + \rho\beta_{sd})} \right) \right]. \tag{57}
\end{aligned}$$

Asymptotic SOP of the MRC-MRC scheme when CSI is available, derived from (31).

$$\begin{aligned}
P_o^{AS}(R_s) = & \left(\frac{\beta_{sd}\alpha_{se}\alpha_{re}}{(\beta_{sd} - \beta_{rd})(\alpha_{se} + \beta_{rd})(\alpha_{re} + \beta_{rd})} - \frac{\beta_{rd}\alpha_{se}\alpha_{re}}{(\beta_{sd} - \beta_{rd})(\alpha_{se} + \beta_{sd})(\alpha_{re} + \beta_{sd})} \right. \\
& \left. - \frac{\beta_{sd}\alpha_{se}\alpha_{re}e^{-\beta_{rd}(\rho-1)}}{(\beta_{sd} - \beta_{rd})(\alpha_{se} + \rho\beta_{rd})(\alpha_{re} + \rho\beta_{rd})} + \frac{\beta_{rd}\alpha_{se}\alpha_{re}e^{-\beta_{sd}(\rho-1)}}{(\beta_{sd} - \beta_{rd})(\alpha_{se} + \rho\beta_{sd})(\alpha_{re} + \rho\beta_{sd})} \right) \\
& - \frac{\gamma_{th}}{\frac{1}{\beta}} \left[\frac{\alpha_{se}e^{-\beta_{sd}(\rho-1)}}{\alpha_{se} + \rho\beta_{sd}} - \frac{\alpha_{se}}{\alpha_{se} + \beta_{sd}} + \frac{\beta_{sd}\alpha_{se}\alpha_{re}}{(\beta_{sd} - \beta_{rd})(\alpha_{se} + \beta_{rd})(\alpha_{re} + \beta_{rd})} \right. \\
& \left. - \frac{\beta_{rd}\alpha_{se}\alpha_{re}}{(\beta_{sd} - \beta_{rd})(\alpha_{se} + \beta_{sd})(\alpha_{re} + \beta_{sd})} - \frac{\beta_{sd}\alpha_{se}\alpha_{re}e^{-\beta_{rd}(\rho-1)}}{(\beta_{sd} - \beta_{rd})(\alpha_{se} + \rho\beta_{rd})(\alpha_{re} + \rho\beta_{rd})} \right. \\
& \left. + \frac{\beta_{rd}\alpha_{se}\alpha_{re}e^{-\beta_{sd}(\rho-1)}}{(\beta_{sd} - \beta_{rd})(\alpha_{se} + \rho\beta_{sd})(\alpha_{re} + \rho\beta_{sd})} \right] \tag{58}
\end{aligned}$$

Asymptotic SOP of the SC-MRC scheme when CSI is available, derived from (33)

$$\begin{aligned}
P_o^{AS}(R_s) = & \frac{\alpha_{se}\alpha_{re}e^{-\beta_{sd}(\rho-1)}}{(\alpha_{se} + \rho\beta_{sd})(\alpha_{re} + \rho\beta_{sd})} - \frac{\alpha_{se}\alpha_{re}}{(\alpha_{se} + \beta_{sd})(\alpha_{re} + \beta_{sd})} - \frac{\alpha_{se}\alpha_{re}}{(\alpha_{se} + \beta_{rd})(\alpha_{re} + \beta_{rd})} \\
& + \frac{\alpha_{se}\alpha_{re}e^{-\beta_{rd}(\rho-1)}}{(\alpha_{se} + \rho\beta_{rd})(\alpha_{re} + \rho\beta_{rd})} + \frac{\alpha_{se}\alpha_{re}}{(\alpha_{se} + \beta_{sd} + \beta_{rd})(\alpha_{re} + \beta_{sd} + \beta_{rd})} \\
& - \frac{\alpha_{se}\alpha_{re}e^{-(\beta_{sd} + \beta_{rd})(\rho-1)}}{(\alpha_{se} + \rho(\beta_{sd} + \beta_{rd}))(\alpha_{re} + \rho(\beta_{sd} + \beta_{rd}))} - \frac{\gamma_{th}}{\frac{1}{\beta}} \left[\frac{\alpha_{se}e^{-\beta_{sd}(\rho-1)}}{\alpha_{se} + \rho\beta_{sd}} - \frac{\alpha_{se}}{\alpha_{se} + \beta_{sd}} \right. \\
& + \frac{\alpha_{se}\alpha_{re}e^{-\beta_{sd}(\rho-1)}}{(\alpha_{se} + \rho\beta_{sd})(\alpha_{re} + \rho\beta_{sd})} - \frac{\alpha_{se}\alpha_{re}}{(\alpha_{se} + \beta_{sd})(\alpha_{re} + \beta_{sd})} - \frac{\alpha_{se}\alpha_{re}}{(\alpha_{se} + \beta_{rd})(\alpha_{re} + \beta_{rd})} \\
& + \frac{\alpha_{se}\alpha_{re}e^{-\beta_{rd}(\rho-1)}}{(\alpha_{se} + \rho\beta_{rd})(\alpha_{re} + \rho\beta_{rd})} + \frac{\alpha_{se}\alpha_{re}}{(\alpha_{se} + \beta_{sd} + \beta_{rd})(\alpha_{re} + \beta_{sd} + \beta_{rd})} \\
& \left. - \frac{\alpha_{se}\alpha_{re}e^{-(\beta_{sd} + \beta_{rd})(\rho-1)}}{(\alpha_{se} + \rho(\beta_{sd} + \beta_{rd}))(\alpha_{re} + \rho(\beta_{sd} + \beta_{rd}))} \right]. \tag{59}
\end{aligned}$$

