

ONLINE FEATURE RANKING FOR INTRUSION DETECTION SYSTEMS

Buse Gul Atli, Alexander Jung

Department of Computer Science, Aalto University, Finland; firstname.lastname@aalto.fi

ABSTRACT

Many current approaches to the design of intrusion detection systems apply feature selection in a static, non-adaptive fashion. These methods often neglect the dynamic nature of network data which requires to use adaptive feature selection techniques. In this paper, we present a simple technique based on incremental learning of support vector machines in order to rank the features in real time within a streaming model for network data. Some illustrative numerical experiments with two popular benchmark datasets show that our approach allows to adapt to the changes in normal network behaviour and novel attack patterns which have not been experienced before.

Index Terms— Feature selection, streaming data, SVM, SGD, intrusion detection

1. INTRODUCTION

The design of efficient intrusion detection systems (IDS) has received considerable attention recently. Modern IDSs are able to identify and mitigate malicious activities even when other intrusion prevention mechanisms, such as firewalls or anti-virus systems fail to do so. Most of the current IDSs are divided into two categories based on the detection method. Signature based IDSs recognize intrusions by comparing the incoming network traffic to already known attacks, which are stored in the database as signatures. Although they are considered as reliable for identifying known attacks, they have limitations since they can fail to detect novel attacks [1].

An anomaly based IDS assumes that normal and attack traffic are different in some aspect and identify anomalies in the network traffic by comparing current traffic to a pretrained normal state [2]. For this reason, an ideal real-time anomaly based IDS should be capable of detecting unknown attacks without any specific knowledge by frequent retraining of the model. However, current anomaly based IDSs cannot handle well in case of constantly changing and fast network traffic [3]. The capturing and processing of network data stream typically requires significant computational resources (e.g., computation time and memory). Moreover, most of the machine learning methods, such as bayesian nets [4], decision trees [5] and neural networks [6], used in anomaly based IDSs are prone to over-fitting, due to the relatively high dimension of the feature space used for network datasets [7]. In order

to avoid over-fitting, time and memory complexity, feature selection and elimination methods are applied to the initial training mechanism. However, in big streaming data applications, the most distinguishable features might be different from the initial case, based on the attack types or the dynamic network environments.

In this paper, we present a simple, online feature ranking method using weights of linear support vector machine. Although our work resembles to those of [8, 9] using support vector machines to support their feature selection model, our feature ranker finds approximate to the best feature subset in real time and in the case of streaming network traffic with changing behaviour. Experiments done with different datasets indicate that real-time intrusion detection mechanisms using our feature ranker are potentially faster to train and less prone to over-fitting.

This paper is organized as follows: The problem setup is formalized in Section 2. In Section 3, we present the general architecture of our online feature ranker. The results of some illustrative numerical experiments are discussed in Section 4.

2. PROBLEM SETUP

We consider a communication network within which information is exchanged using atomic units of data which are referred to as “packets”. Such a packet, which is carried between the source and the destination host, consists of a header for control information and an actual payload. Throughout this paper, we represent a packet by a feature vector $\mathbf{x} = (x_1, \dots, x_d) \in \mathbb{R}^d$ with d individual features x_i such as, e.g., source and destination IP address or the payload size (cf. Table 1). For notational convenience we assume the last feature x_d to be a constant, i.e., $x_d = 1$.

A machine learning based IDS aims at classifying network packets into the classes $\mathcal{Y} = \{\text{normal}, \text{attack}\}$, i.e., each packet is associated with a binary label $y \in \mathcal{Y}$. We model an IDS as a classifier $h : \mathbb{R}^d \rightarrow \mathcal{Y}$ which maps a given packet with feature vector \mathbf{x} , to a predicted label $\hat{y} = h(\mathbf{x}) \in \mathcal{Y}$. Naturally, the predicted label \hat{y} should resemble the true class label y as accurate as possible. Thus, we want to construct h such that $y \approx h(\mathbf{x})$ for any packet with feature vector \mathbf{x} and true label y .

We employ supervised machine learning for the design the IDS predictor map h by relying on a set of N labeled

packets $\{\mathbf{x}_i, y_i\}_{i=1}^N$ (the training set). In particular, we choose the predictor map h by minimizing the empirical risk $(1/N) \sum_{i=1}^N \mathcal{L}((\mathbf{x}_i, y_i), h)$ incurred on the training data set. We will restrict ourselves to linear predictor maps h , having a linear decision boundary. The corresponding hypothesis space, which is constituted by all such linear classifiers, can be represented as

$$\mathcal{H} = \{h^{(\mathbf{w})}(\mathbf{x}) = \mathcal{I}(\mathbf{w}^T \mathbf{x} \geq 0) \text{ for some } \mathbf{w} \in \mathbb{R}^d\} \quad (1)$$

with the indicator function \mathcal{I} (“statement”) which is equal to one of the argument is a true statement and equal to zero otherwise. Using the parameterization (1) of linear classifiers, we can formulate the problem of finding the optimal predictor for IDS as an optimization over weight vectors $\mathbf{w} \in \mathbb{R}^d$:

$$\min_{\mathbf{w} \in \mathbb{R}^d} \sum_{i=1}^N \mathcal{L}((\mathbf{x}_i, y_i), h^{(\mathbf{w})}). \quad (2)$$

In what follows, we will use a particular choice for the loss function $\mathcal{L}((\mathbf{x}_i, y_i), h^{(\mathbf{w})})$ (see Section 3.1).

It turns out that the class of a network packet is often reflected in a small number of most relevant features only. Thus, it is beneficial to perform some form of feature selection in order to avoid overfitting and improve the resulting classification performance. Moreover, for an online or real-time IDS, feature selection is instrumental in order to cope with a limited budget of computational resources. Most existing feature selection methods are based on statistical measures for dependency, such as Fisher score or (conditional) mutual information, and therefore independent of any particular classification method [10, 11]. In contrast, feature ranking methods use the entries w_j of the weight vector $\mathbf{w} = (w_1, \dots, w_j)$ of a particular classifier, e.g., obtained via solving (2), as a measure for the relevance of an individual feature w_j [12]. We will apply feature ranking based on the weight vector obtained as the solution of (2) for the particular loss function which is underlying the support vector machine (SVM).

3. GENERAL ARCHITECTURE OF THE FEATURE RANKER

Figure 1 shows the architecture of our system with an ability to rank features of the streaming data in real time based on the weights of the support vector machines (SVM) classifier. For the simplicity of our experiments, we used the same SVM also for the IDS part, but it might be any other intrusion detection mechanism using machine learning techniques.

Before training the feature ranker and the IDS, the first N packets are collected as a historical data. These packets are used for pretraining the feature ranker and the IDS. In our feature ranker, features critical to detect attacks have negative values, while features contributing for the normal traffic have positive values. After waiting another N packets and predicting the label of each packet as normal or attack, the mean

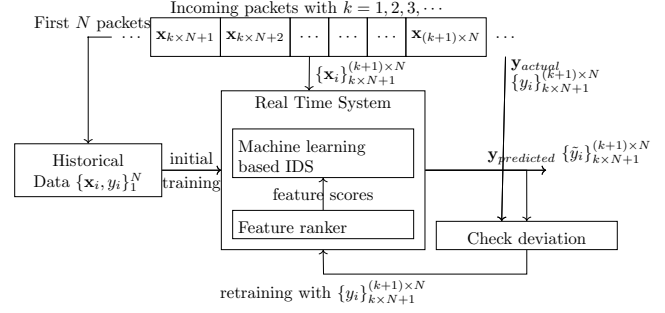


Fig. 1. General architecture of the proposed mechanism

squared error

$$\frac{1}{N} \sum_{i=1}^N (y_i - \tilde{y}_i)^2 \quad (3)$$

is measured between the actual labels y_i and the predicted labels \tilde{y}_i . If this error is quite high, then the feature ranker and the learning model is retrained by feeding the actual labels to the mechanism. Thus, feature weights are adapted to changes in normal network behaviour or new attack strategies.

3.1. Support Vector Machines (SVM)

Our IDS design uses a SVM classifier [13] which chooses the predictor map from the hypothesis space (1), i.e., SVM amounts to a linear classifier. The SVM classifier is then obtained using the weight vector \mathbf{w} which solves (2) for the particular loss function

$$\mathcal{L} = \frac{\lambda}{2N} \|\mathbf{w}\|^2 + [1 - y_i(\mathbf{w}^T \mathbf{x}_i)]_+. \quad (4)$$

with the shorthand $[z]_+ = \max\{0, z\}$ and a regularization parameter $\lambda > 0$ which allows to avoid overfitting. Inserting (4) into (2) yields the weight of the SVM classifier

$$\hat{\mathbf{w}} = \argmin_{\mathbf{w} \in \mathbb{R}^d} \frac{\lambda}{2} \|\mathbf{w}\|^2 + \frac{1}{N} \sum_{i=1}^N [1 - y_i(\mathbf{w}^T \mathbf{x}_i)]_+ \quad (5)$$

which is a non-smooth convex optimization problem. Therefore, for any testing sample \mathbf{x}_i , the SVM classifier $h(\cdot)$ can be written as

$$h(\mathbf{x}_i) = \text{sgn}(g(\mathbf{x}_i)) = \text{sgn}(\mathbf{w}^T \mathbf{x}_i + b) \quad (6)$$

SVM classifiers are used to score or rank the features of the input data \mathbf{X} , since the values of $g(\mathbf{x})$ increase in the direction of \mathbf{w} and that also affects the class prediction [14]. From these scores, d features can be selected for machine learning and others can be eliminated from the model.

No	Feature	No	Feature	No	Feature
1	ethernet type	23	IPv4 destination (divided into 4 features)	35	connection starting time
2	sender MAC address (divided into 6 features)	27	TCP source port	36	fragmentation
8	receiver MAC address (divided into 6 features)	28	TCP destination port	37	overlapping
14	IPv4 header length	29	UDP source port	38	ACK packet
15	IP type of service	30	UDP destination port	39	retransmission
16	IPv4 length	31	UDP/TCP length	40	pushed packet
17	Time to live	32	ICMP type	41	SYN packet
18	IP protocol	33	ICMP code	42	FIN packet
19	IPv4 source (divided into 4 features)	34	duration of the connection	43	URG packet

Table 1. The features of a network packet.

3.2. Stochastic Gradient Descent (SGD)

When we try to adapt SVMs to large scale problems, such as intrusion detection in a real-time network traffic, they are not desirable, since they consume excessive time and memory [15]. Therefore, online (or incremental) SVM learning methods have been proposed to solve the problems of SVM for large datasets. One of the basic modification for the linear SVM method might be incorporating stochastic gradient methods to find optimum weight vector within iterations.

Since SVM is trying to solve a convex cost function, we can find a solution by using iterative optimization algorithms. Stochastic gradient descent is one of the optimization algorithm that minimizes the cost function by performing the gradient descent on a single or few examples. in SGD, each k -th iteration updates the weights of the learning algorithms including SVM, perceptron or linear regression, with respect to the gradient of the loss function \mathcal{L}

$$\mathbf{w}^{k+1} = \mathbf{w}^k - \alpha \nabla_{\mathbf{w}} \mathcal{L}_n(h(x), y), \quad (7)$$

where α is a constant learning rate, which is tuned based on the MSE of initial training, and n is a set of random indices uniformly sampled from the training set $\{\mathbf{x}_i, y_i\}_{i=1}^N$. In our setup, we approximate the gradient by drawing M points uniformly over the training data and perform mini batch iterations of SGD over SVM. Therefore the updates of weight vector \mathbf{w} will become

$$\mathbf{w}^{k+1} = \mathbf{w}^k - \alpha \frac{1}{M} \sum_{j=0}^M \nabla_{\mathbf{w}} \mathcal{L}(g(\mathbf{x})_j, y_j) \quad (8)$$

Although the hinge loss in Equation 4 is not differentiable, we can still calculate the subgradient with respect to the weight vector \mathbf{w} . The derivative of the hinge loss can be written as:

$$\frac{\partial \mathcal{L}_{hinge}}{\partial w_i} = \begin{cases} -y x_i < 1 & y(\mathbf{w}^T \mathbf{x} + b) < 1 \\ 0 & \text{otherwise} \end{cases} \quad (9)$$

Therefore, the gradient update for Equation 8 at k -th iteration calculated as:

$$\mathbf{w}^{k+1} = \mathbf{w}^k - \alpha \lambda \mathbf{w}_k - \frac{1}{M} \sum_{j=0}^M \mathbb{I}[(\mathbf{w}_k^T \mathbf{x}_j + b_j) < 1] y_j \mathbf{x}_j, \quad (10)$$

where $\mathbb{I}[(\mathbf{w}_k^T \mathbf{x}_j + b_j) < 1]$ is an indicator function which results in one when its argument is true, and zero otherwise.

In large scale learning problems, SGD decreases the time complexity, since it does not need all the data points to calculate the loss. Although, it only samples few data point to reach the optimum point, it provides a reasonable solution to the optimization problem in the case of big data [16].

In our proposed feature ranker mechanism, the weight vector of a SVM classifier is optimized in an online fashion using SGD with mini batch size N . After predicting the labels of packets in the next mini-batch, the predicted labels are compared to the true classes of packets, which are decided by experts. If the predicted labels highly deviate from the true labels based on the MSE, then the weights are updated according to this N packets. This also enables an online correction of the feature weights, since the weight vector is updated based on the incoming N packets with a possible different connections, applications or attacks.

4. EXPERIMENTAL RESULTS

We verified the performance of the proposed IDS by means of numerical experiments run on a 64bit Ubuntu 16.04 PC with 8 GiB of RAM and CPU of 2.70GHz. Two different datasets, the ISCX IDS 2012 dataset and CIC Android Adware-General Malware, were used for our experiments to test both batch and online algorithms. The ISCX-IDS 2012 dataset [17] was generated by the Canadian Institute for Cybersecurity and mostly used for anomaly based intrusion detection systems. This dataset includes seven days of traffic and produces the complete capture of the all network traces with HTTP, SMTP, SSH, IMAP, POP3, and FTP protocols. It contains multi-stage intrusions such as SQL injection, HTTP DoS, DDoS and SSH attacks. The CIC Android Adware-General Malware dataset [18] is also produced by the same research group. This dataset mainly focuses on malwares, including viruses, worms, trojans and bots, on the over 1900 Android applications.

Both datasets are provided as pcap files including malware or malicious network traffic and normal traffic. We selected different malware types (InfoStl, Dishigy, Zbot, Gamarue) for testing batch (offline) feature ranking. We used the ISCX-IDS 2012 dataset for the online feature ranking,

since it has the complete capture of one week network traffic data with all internal communications. From each dataset, we transferred raw packets to a file with 43 features using tshark network analyzer [19]. Table 1 lists all the features measured with tshark.

The first set of experiments does not include online incremental learning of SVM weights. It implements the linear SVM classifier with SGD update, as well as other widely used feature selection algorithms, selects 20 features with the highest weight out of 43, and uses them as an input to a single-layer feedforward neural network with 10 hidden neurons and sigmoid activation function. The experiments were performed on two datasets having different sparsity, attacks and malwares in order to prove that feature ranking with linear SVM weights in batch (offline) learning provides good performance compared to the other feature selection methods. Table 2 shows the experimental results of these feature selection methods by measuring the time spent on extracting the best features from the training set and the accuracy of the classification. It can be seen that linear SVM weights trained with the SGD method is quite fast and generally gives a higher accuracy than the other methods. Therefore, we can suggest that incremental version of the linear SVM approach can be extended to the case of streaming network traffic.

Attack/Malware type	F-score		Decision Trees		Chi2	
	time (sec.)	accuracy	time	accuracy	time	accuracy
InfoStl	0.005	0.891	0.022	0.993	0.005	0.992
Dishigy	0.002	0.651	0.018	0.987	0.002	1.0
Zbot	0.002	0.970	0.017	0.989	0.002	0.987
Gamarue	0.002	0.933	0.016	0.947	0.002	0.947
	Mutual info.		RFE		SVM weights	
	time (sec.)	accuracy	time	accuracy	time	accuracy
InfoStl	2.503	0.993	1.208	0.995	0.005	0.995
Dishigy	0.364	1.0	0.121	1.0	0.001	1.0
Zbot	0.633	0.988	0.241	0.987	0.001	0.989
Gamarue	0.240	0.946	0.088	0.969	0.001	0.964

Bold:best result achieved

Table 2. Feature selection comparison with different malwares

The second experiment was implemented to understand the behavior of offline and proposed online linear SVM approach as a classifier in the case of streaming network data. It was performed with a continuous network traces extracted from the ISCX-IDS 2012 dataset. Figure 2 shows the mean squared error between the true and predicted labels of the streaming data when the network behavior changes by introducing new type of attacks in each window having N packets. The training was implemented in the first 100 window which spans one day of network activities including injection attacks. The second day comes with a more complex and harder to detect injection attack and the third day also starts with a DoS attack. As can be seen in the figure, our online feature ranker model is able to adapt itself to a change in the network statistics. However, batch learning with SVM performs poorly when the arriving packets shows a completely different behavior. In conclusion, on-line models quickly adapt to changing behavior in the network data and achieves

a notable improvement on the performance of prediction over batch learning.

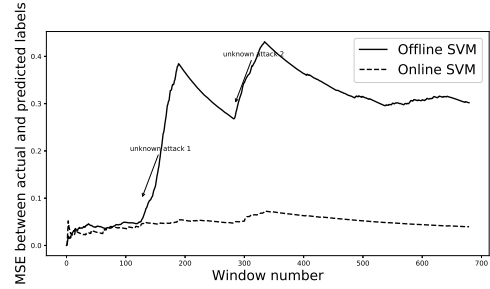


Fig. 2. MSE of the streaming test data with a load change

The last experiment was also implemented with the ISCX-IDS 2012 dataset by choosing 3 days of network data with different attacks to prove that the importance of features are different for each attack. Figure 3 shows the resulting absolute weights of randomly selected 5 features. Figure 3 indicates that feature weights change even from positive to negative in each day having different connections and different attack types. These results prove that our feature ranker mechanism works as we desired and adjust the feature weights with streaming network data.

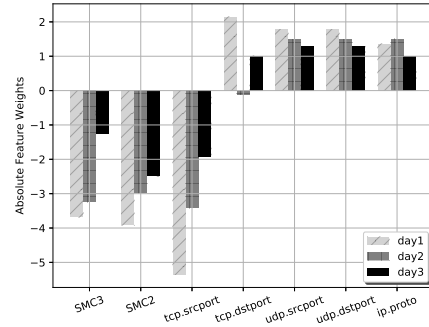


Fig. 3. Feature Weights for Different Network Behaviors

5. CONCLUSION

In this paper, we proposed a simple method based on incremental learning of linear SVM models to rank or weight features in real time. Experimental results indicated that our method can adjust the importance of any feature based on not only the changing network behavior but also for novel attacks. In future research, the online feature ranking with a variable chunk size will be incorporated to better fine-tuning of our proposed method. In addition, the weights of the features will be used as input layer weights of neural networks based IDSs, which can be used as real-time and self-trained intrusion detection mechanism.

6. REFERENCES

- [1] Agustinus Jacobus and Alicia AE Sinsuw, "Network packet data online processing for intrusion detection system," in *Wireless and Telematics (ICWT), 2015 1st International Conference on*. IEEE, 2015, pp. 1–4.
- [2] Dorothy E Denning, "An intrusion-detection model," *IEEE Transactions on software engineering*, no. 2, pp. 222–232, 1987.
- [3] Weiming Hu, Jun Gao, Yanguo Wang, Ou Wu, and Stephen Maybank, "Online adaboost-based parameterized methods for dynamic distributed network intrusion detection," *IEEE Transactions on Cybernetics*, vol. 44, no. 1, pp. 66–82, 2014.
- [4] Akhilesh Kumar Shrivastava and Amit Kumar Dewangan, "An ensemble model for classification of attacks with feature selection based on kdd99 and nsl-kdd data set," *International Journal of Computer Applications*, vol. 99, no. 15, 2014.
- [5] Siva S Sivatha Sindhu, S Geetha, and Arputharaj Kannan, "Decision tree based light weight intrusion detection using a wrapper approach," *Expert Systems with applications*, vol. 39, no. 1, pp. 129–141, 2012.
- [6] Gang Wang, Jinxing Hao, Jian Ma, and Lihua Huang, "A new approach to intrusion detection using artificial neural networks and fuzzy clustering," *Expert systems with applications*, vol. 37, no. 9, pp. 6225–6232, 2010.
- [7] Pedro Garcia-Teodoro, J Diaz-Verdejo, Gabriel Maciá-Fernández, and Enrique Vázquez, "Anomaly-based network intrusion detection: Techniques, systems and challenges," *computers & security*, vol. 28, no. 1, pp. 18–28, 2009.
- [8] Tarfa Hamed, Rozita Dara, and Stefan C Kremer, "Network intrusion detection system based on recursive feature addition and bigram technique," *Computers & Security*, vol. 73, pp. 137–155, 2018.
- [9] Yong-Xiang Xia, Zhi-Cai Shi, and Zhi-Hua Hu, "An incremental svm for intrusion detection based on key feature selection," in *Intelligent Information Technology Application, 2009. IITA 2009. Third International Symposium on*. IEEE, 2009, vol. 3, pp. 205–208.
- [10] S. Ding, "Feature selection based f-score and aco algorithm in support vector machine," in *2009 Second International Symposium on Knowledge Acquisition and Modeling*, Nov 2009, vol. 1, pp. 19–23.
- [11] M. Hinkka, T. Lehto, K. Heljanko, and A. Jung, "Structural feature selection for event logs," in *Business Process Management Workshops. BPM 2017.*, 2017.
- [12] Yin-Wen Chang and Chih-Jen Lin, "Feature ranking using linear svm," in *Causation and Prediction Challenge*, 2008, pp. 53–64.
- [13] Corinna Cortes and Vladimir Vapnik, "Support-vector networks," *Machine learning*, vol. 20, no. 3, pp. 273–297, 1995.
- [14] Isabelle Guyon and André Elisseeff, "An introduction to variable and feature selection," *Journal of machine learning research*, vol. 3, no. Mar, pp. 1157–1182, 2003.
- [15] Jun Zheng, Furan Shen, Hongjun Fan, and Jinxi Zhao, "An online incremental learning support vector machine for large-scale data," *Neural Computing and Applications*, vol. 22, no. 5, pp. 1023–1035, 2013.
- [16] Léon Bottou, "Large-scale machine learning with stochastic gradient descent," in *Proceedings of COMPSTAT'2010*, pp. 177–186. Springer, 2010.
- [17] Ali Shiravi, Hadi Shiravi, Mahbod Tavallaei, and Ali A Ghorbani, "Toward developing a systematic approach to generate benchmark datasets for intrusion detection," *computers & security*, vol. 31, no. 3, pp. 357–374, 2012.
- [18] Arash Habibi Lashkari, Andi Fitriah A Kadir, Hugo Gonzalez, Kenneth Fon Mbah, and Ali A Ghorbani, "Towards a network-based framework for android malware detection and characterization," .
- [19] Gerald Combs, "Tsharkdump and analyze network traffic," *Wireshark*, 2012.