

A general formal memory framework in Coq for verifying the properties of programs based on higher-order logic theorem proving with increased automation

Zheng Yang^{1*}
zyang.uestc@gmail.com

Hang Lei
hleil@uestc.edu.cn

Xia Yang
xyang@uestc.edu.cn

¹School of Information and Software Engineering, University of Electronic Science and Technology of China,
No.4, Section 2, North Jianshe Road, 610054, Sichuan, Chengdu, P.R. China.

Abstract In recent years, a number of lightweight programs have been deployed in critical domains, such as in smart contracts based on blockchain technology. Therefore, the security and reliability of such programs should be guaranteed by the most credible technology. Higher-order logic theorem proving is one of the most reliable technologies for verifying the properties of programs. However, programs may be developed by different high-level programming languages, and a general, extensible, and reusable formal memory (GERM) framework that can simultaneously support different formal verification specifications, particularly at the code level, is presently unavailable for verifying the properties of programs. Therefore, the present work proposes a GERM framework to fill this gap. The framework simulates physical memory hardware structure, including a low-level formal memory space, and provides a set of simple, nonintrusive application programming interfaces and assistant tools using Coq that can support different formal verification specifications simultaneously. The proposed GERM framework is independent and customizable, and was verified entirely in Coq. We also present an extension of Curry-Howard isomorphism, denoted as execution-verification isomorphism (EVI), which combines symbolic execution and theorem proving for increasing the degree of automation in higher-order logic theorem proving assistant tools. We also implement a toy functional programming language in a generalized algebraic datatypes style and a formal interpreter in Coq based on the GERM framework. These implementations are then employed to demonstrate the application of EVI to a simple code segment. This work is the first step in our project to build a general and powerful formal verification toolchain for certifying and verifying smart contracts operating on the blockchain platform easily and semi-automatically without consistency problems.

Keywords: formal framework, programming language, higher-order logic theorem proving, Coq.

1. Introduction

In recent years, a number of lightweight programs have been deployed in critical domains, such as in smart contracts based on blockchain technology [1]. Therefore, verifying the security and reliability of such programs in the most rigorous manner available is crucial. Higher-order logic theorem proving is one of the most rigorous technologies for verifying the properties of programs. This involves establishing a formal model of a software system, and then verifying the system according to a mathematical proof of the formal model. In a standard approach, researchers can abstract a specific formal model for target software systems manually with the help of proof assistants [3]. This type of formal verification technology has many advantages. For example, it provides sufficient freedom and flexibility for designing formal models using higher-order logic theories, and can abstract and express very complex systems. However, numerous problems are encountered when applying theorem proving technology to program verification. For example, the abstraction and translation processes are completed manually. As such, the formal models obtained are dependent on the experience, knowledge, and proficiency of researchers. This invariably leads to a general lack of consistency between the formalization results obtained by different researchers. This lack of consistency is exacerbated by the fact that verifiers employed in program verification do not directly or indirectly define intermediate states, which could be used to derive invariant models. Moreover, if the formal model is based on axiomatic semantics, such as Hoare logic [4] or separation logic [5], the modification of a single logical statement may force a large adjustment in the definition of states, or even force the rebuilding the formal model. These factors severely limit the universality of a conventionally derived formal model, and thereby severely limit its reusability. One of the most troubling problems associated with of this type of formal verification technology is that the consistency between the formal model and the original program cannot

be ensured formally. As a result, the formal model runs the risk of misunderstanding the source program logic and implementation, and may import vulnerabilities not existing in the original program, or remove vulnerabilities existing in the source code as an unintended result of the abstraction and translation processes. Finally, due to the low degree of automation in theorem-proving technology, the formalization and verification workload involved is very heavy. For example, the complete verification of the seL4 operating system (OS) kernel [6] required a total of 11 man-years, and the ratio of the original code of a complete, general-purpose concurrent OS kernel to the verification code of the CertiKOS [7] project was nearly 1:50. Although some powerful automatic theorem-proving assistants, such as satisfiability modulo theories (SMT) or SMT-based theorem proving assistants [8], have been developed, they do not readily support higher-order logic, such that the expressibility and provability of formalizations is limited.

Of course, some interesting and powerful program verification and analysis frameworks have been developed in conjunction with a formal memory model, such as verified software toolchain (VST) [10] and deep specifications [11]. However, these analysis frameworks suffer from the following main disadvantages.

- First, they focus on specific domains and programming languages, and their formal memory models are deeply embedded in their framework, making them difficult to modify for supporting different high-level specifications, which would enable the formalization of programs written by different high-level languages. Moreover, the functionality of their formal memory models depends on the details of their toolchains.
- Second, they have complex architectures and application programming interfaces (APIs), which cannot be extended or modified by general users.
- Third, their complexity makes the operation of these frameworks very difficult to learn.

Clearly, the first two disadvantages limit the ability of these analysis frameworks to handle special cases within their specific focus, and the third disadvantage severely restricts general users in the application of these frameworks. Finally, the formalization workload associated with these frameworks remains very heavy.

One of the available solutions for addressing the above issues surrounding reusability, consistency, and automation is to design a formal symbolic process virtual machine (FSPVM) like KLEE [36], but in higher-order logic system, which can symbolically execute real world programs and verify their properties automatically using the execution result. However, if we want to implement it, we must overcome the following challenges:

- The first challenge is developing an independent general formal memory model. It is the basis to construct a logic operating environment with the higher-order theorem proving system. It should be easily to support arbitrary high level formal specifications to record their logic invariants and represent the intermediate state during verification. It contributes to the reusability problem. Because it can be reused as the standard state model for program formal verification models.
- The second challenge is formalizing the real world programming languages into the logic operating environment as an extensible intermediate formal programming language (FPL). The formal syntax and semantics of FPL should be equivalent with the respective real-world target programming languages'. The FPL is for the reusability and consistency problems. Because, it standardizes the process of building a formal model for programs that the equivalently formal versions of programs written in FPL can be served as their formal models without abstracting or rebuilding.
- The third challenge is developing a formal verified execution engine such as the formal interpreter based on the challenge 1 and 2. The execution engine should be able to automatically execute the formal version of programs written in FPL in the logic operating environment. Obviously it for the automation problem.
- The fourth challenge is giving a theory for combining above symbolic execution elements and higher-order theorem proving to verify programs automatically; which contributes to reusability, consistency, and automation problems.

In this paper we have solved the challenge 1 and 4, the present study makes the following contributions.

- We design a general, extensible, and reusable formal memory (GERM) framework based on higher-order logic and mechanized it in Coq. It includes a formal memory space, and provides a set of simple and nonintrusive memory management APIs and a set of assistant tools. The GERM framework can express the interaction relationships between special and normal memory blocks. One the one hand, the framework functions independently of higher level specifications, so it can be used to represent intermediate states of any high-level specifications designated by general users, which facilitates the reuse of intermediate representations in different high-level formal verification models. On the other hand, the framework can be used as an operating environment to facilitate automated higher-order logic theorem proving.
- We present a novel extension of Curry-Howard isomorphism (CHI), denoted herein as execution-verification isomorphism (EVI), which

can combine theorem proving and symbolic execution technology in the operating environment of the GERM framework to facilitate automated higher-order logic theorem proving. The use of EVI makes it possible to execute a real-world program logically while simultaneously verifying the properties of the program automatically in Coq or using another proof assistant that supports higher-order logic proving and CHI without suffering inconsistency problems.

- Finally, we illustrate the advantages of the expected FSPVM by implementing a toy FPL for IMP [25] and a formal interpreter in Coq based on the proposed GERM framework and EVI, and apply them to verify the properties of a simple program segment written in IMP.

We employ Coq in this work because it is one of the most highly regarded and widely employed proof assistants [12]. The work in this paper is the first step of our ongoing project to build a general semi-automatic formal verification toolchain for verifying smart contracts operating on the blockchain platform easily and reliably which have overcome the four challenges mentioned above. Our intention is to submit this as an open source project after completion of the core work. The remainder of this paper is structured as follows. Section 2 introduces the overall structure of the formal memory framework, and provides formal definitions of each of its components along with relevant proofs of their correct functionality. Section 3 elaborates on the basic concept of EVI, and discusses its implementation in the GERM framework. Section 4 presents related work. Finally, Section 5 presents preliminary conclusions and directions for future work.

2. Formal definition of the GERM framework

The GERM framework is designed and implemented based on the formal language denoted as Calculus of Inductive Construction (Cic) employed in Coq [15], which is well suited as a basis for high-level specifications in different formal models for program verification. For example, the use of Cic allows the GERM framework to be reused with different program verification formal models to store and generate intermediate states. In addition, this also serves as the basis of the EVI concept presented in Section 3.

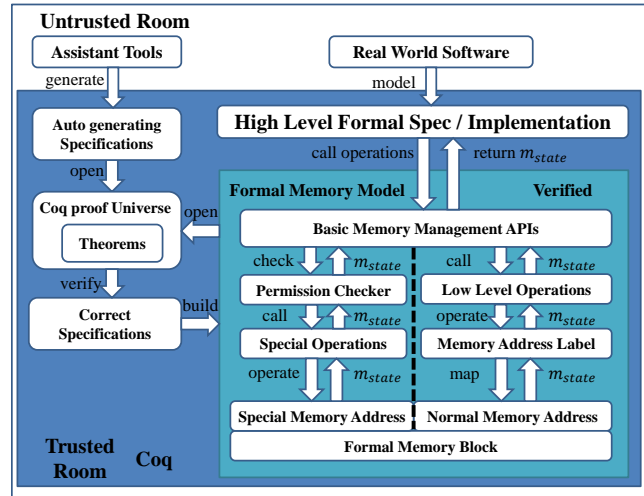


Figure 1. Architecture of the GERM framework

The overall GERM framework structure is illustrated in Fig. 1. According to the figure, the GERM framework comprises two main components: a formal memory model in a trusted domain and assistant tools in a general domain. The formal memory model includes three levels from bottom to top: a formal memory space, low-level memory management operations, and basic memory management APIs. These levels are discussed in detail in Subsections 2.1.1–2.1.3, respectively. Assistant tools are employed in the GERM framework to obtain user requirements and generate dynamic specifications. Assistant tools are discussed in detail in Subsection 2.2.

The workflow of the GERM framework can be defined in conjunction with Fig. 1 as follows. A user first sets initial requirements, such as memory size, and then the assistant tools generate the respective specifications. Next, the entire formal memory model is certified according to the correctness properties employed in Coq. In the Coq specification, the judgments of the dynamic semantics are encoded as mutually inductive predicates, and the functions are written in Gallina, which is a non-Turing complete language, for terminating execution. If the formal memory model satisfies all required properties, then the specific GERM framework has been constructed successfully. The user can then build a high-level formal model based on the generated GERM framework. The complete workload for constructing the GERM framework with 100 memory blocks is itemized in the Table 1.

Table 1. Workload statistics for constructing the GERM framework with 100 memory blocks

	Objects	Lines in C++	Lines in Coq
Formal Memory Space	1	0	104
Formal Memory Value	1	0	11
Formal Memory Operations	122	0	2,289
Assistant Tools	6	423	0
Correctness Lemmas	23	0	531
Total	153	3,358	

2.1 Formal memory model

2.1.1 Formal memory space

This level simulates a real-world physical memory structure, and consists of formal memory blocks used to store information, and the formal memory addresses used to index the respective memory blocks. Because of the formal memory space definition employed in the GERM framework, we can define special memory addresses to index special memory blocks isolated from the normal memory block.

A number of interesting algorithms can be employed to abstract a formal memory space, such as tree structure mapping [16] or graphic mapping [17]. These algorithms have both advantages and disadvantages. For example, they are able to represent an infinite memory space. However, their specifications and formal structures are very complex and difficult to extend. Moreover, for an operation to modify a memory block, it must search all nodes one by one rather than modifying the block directly through its memory address. These disadvantages can complicate the verification process, and correspondingly increase the workload of the proof assistant.

To avoid these disadvantages, and to simulate the physical memory space more intuitively, we define the formal memory space by enumerating the memory blocks. In Coq, memory blocks can be defined by the keyword **Record**, and an example of this method for the specification of 16 memory blocks is illustrated in Fig. 2. The left side of Fig. 2 represents the formal specification of memory space in Coq, and the right side is the real-world physical memory space structure. In the formal specification, the memory address denoted by *address* is the field identifier of record type *memory*, and each field can record a term denoted as *value*. According to the definition, it is clear that each formal memory block can be abstracted as a Cartesian product $\langle m_{addr}, m_{value} \rangle : address * value$, where the metavariable m_{addr} is an arbitrary memory address, and the metavariable m_{value} is the *value* term stored in m_{addr} . Users not only can define normal memory addresses, but also can define addresses such as the address *m_0xinit* in Fig. 2 for special purposes, and, in this way, we can express isolation relationships between normal memory blocks and special memory blocks.

Record memory : Type := new {	
m_0xinit : value	
m_0x00000000 : value	
m_0x00000001 : value	
m_0x00000002 : value	
m_0x00000003 : value	
...	
m_0x0000000F : value	
}	

Memory Addr	Data Value
m_0xinit	value
m_0x00000000	value
m_0x00000001	value
m_0x00000002	value
m_0x00000003	value
...	...
m_0x0000000F	value

Figure 2. Formal Memory Space

Formal definitions of the memory syntax and proofs of the uniqueness and isolation relationships of memory addresses are provided as follows based on an example abstract syntax given as BNF-MEM-ADDR below.

Memory address: $m_{addr} ::= \text{special address} \mid m_0x00000000 \mid \dots \mid m_0xFFFFFFFF \text{ (BNF-MEM-ADDR)}$

Definition 1 (*memory*; memory state, m_{state}): We use m_{addr}^* to represent the set of memory addresses and m_{value}^* to

represent the set of *value* terms, so the formal memory specification can be defined as the rule MEM-SPACE below, and its constructor is denoted as *new*.

$$\mathbf{memory} \stackrel{\text{def}}{=} \mathbf{Record}(m_{addr}^*, m_{value}^*) \text{ (MEM-SPACE)}$$

In addition, we denote a logical unit of *memory* transferred between different layers over the entire trusted domain as the memory state. Each memory state records the current verification information, which is generated automatically by symbolic execution and reasoning. We use the metavariable m_{state} to represent a memory state, and it is defined according to the rule MEM-STATE below.

$$m_{state} : \mathbf{memory} \text{ (MEM-STATE)}$$

Theorem 1 (Uniqueness): We define t as an arbitrary formal memory block, and state that t has a unique memory address.

Proof. In the formal Cic language, each field identifier is unique, and the memory address in Definition 1 is represented by its respective field identifier. Therefore, it is obvious that each formal memory block has a unique indexed address.

Corollary 1 (Isolation): Again defining t as an arbitrary formal memory block, we state that t can only be accessed by its respective address.

Proof. In the Cic language, the value stored in a *Record* can only be accessed by the respective field identifier, which, according to Theorem 1, is unique. Hence, it is obvious that each formal memory block be accessed only by its respective address.

According to the above discussion, *value* includes all memory information and *memory* is dependent on the specification of *value*. In the current memory model, m_{value} is an individual *value* term that consists of input data, data reflecting the respective environment, and the state of the respective memory block, which are defined according to type inference. Here, the data environment and state of the respective memory block are defined only abstractly in Definition 2 because they are dependent on the specific verification environment and requirements.

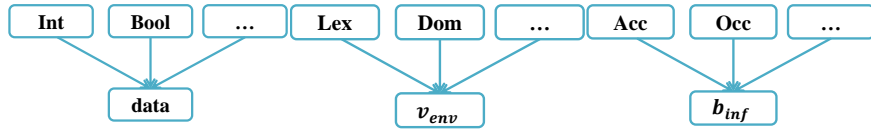


Figure 3. Expandability of value

Definition 2 (data environment; memory block state): The data environment variable *Env* is employed to formalize the context of respective *value* terms in the high-level programming language. In the current framework illustrated in Fig. 3, *Env* includes the lexical scope (Lex), lexical domains (Dom), *type* signatures, current context, inheritance, and super context. The variable v_{env} represents an individual *Env* term, as follows.

$$v_{env} : \mathbf{Env} \text{ (ENV-TERM)}$$

The memory block state variable *Blc* is employed to formalize the execution information of a memory block. In the current framework (Fig. 3), *Blc* includes the memory foot point, access authority (Acc), and occupation (Occ). The variable b_{inf} represents an individual *Blc* term, as follows.

$$b_{inf} : \mathbf{Blc} \text{ (BLC-TERM)}$$

In actual practice, programs are translated into machine code by a compiler, and the execution information is stored in physical memory using binary code. However, the GERM framework focuses on the verification of high-level programs rather than their execution on actual hardware. In addition, the use of formal machine code will reduce the readability of formal specifications and proving theorems, and increase the verification workload and the difficulty of matching memory values. Therefore, standard program execution information is stored by *value* directly in formal memory rather than translating that information into binary code. As such, a memory data value can be formalized as a tuple $\langle d, v_{env}, b_{inf} \rangle$, where, as shown in Fig. 3, d represents input data (data) of various types such as integer (Int) and Boolean (Bool), which are presented in detail at the end of this subsection. Due to the above definition, d should be able to describe terms with different datatypes in the high-level programming language. In Cic, d also can be defined according to an inductive datatype, and different datatypes are specified by different constructors. In this way, the formal specifications of memory values are more readable, and can be transferred and

extended easily by modifying the elements of the tuple, or by including additional factors therein regarding data environment and/or memory block state freely. Furthermore, the use of this framework allows some common problems, such as memory overflow, to be found easily by type checking. Of course, if it becomes necessary to formalize the real-world memory structure based on binary code, a user need only replace the current **value** definition with its corresponding binary definition.

According to the above discussion, we can formally define **value** in this framework according to Definition 3.

Definition 3 (*value*; m_{value}): In the formal memory model of the present framework, the information recorded in an arbitrary **value** term, denoted as m_{value} , includes the input data, and respective data environment and memory block state information, where the sets of each are given by d^* , v_{env}^* , and b_{inf}^* , respectively. The formal specifications can be defined as the rule MEM-VALUE below.

$$\begin{aligned} \mathbf{value} &\stackrel{\text{def}}{=} \text{Inductive } \langle d^*, v_{env}^*, b_{inf}^* \rangle \text{ (MEM-VALUE)} \\ m_{value} &: \mathbf{value} \text{ (MEM-VALUE-TERM)} \end{aligned}$$

The current version of the proposed framework can record the 11 basic datatypes shown in Fig. 4, including undefined (UNDEF), machine integer (INT), Boolean (BOOL), floating point (FLOAT) [18], string (STRING), array (ARR), program statement (STT), struct (with STR), and pointers for variables (PTR-VAR), parameters (PTR-PAR), and functions (PTR-FUN). Figure 4 also includes the basic type inference rules of **value** constructors. As indicated by the figure, most constructors are parameterized according to *Env* and *Blc* information. We adopt the *unit* datatype to represent undefined, monad option data [19], which is the equivalent to the *maybe* datatype employed in Haskell. The *unit* datatype describes the condition where a block is initialized but records no data value. In addition, the *struct* datatype has two inference rules, including VALUE-STR-Type, which is used to store the *struct* datatype declared by a programmer, and VALUE-STR, which is used to store the values of a variable declared by a *struct* datatype. In addition, the *struct* datatype inference rules include the variable $L_{address}$, which is a label of *address* that is presented in detail in the next subsection.

value:

$$\begin{aligned} &\frac{tt :: \text{unit} \quad \text{Undef} :: \text{unit} \rightarrow \text{Env} \rightarrow \text{Blc} \rightarrow \text{value}}{\text{Env Blc} \vdash \text{Undef } tt \ d_{env} \ b_{inf} :: \text{value}} \text{ (VALUE-UNDEF)} && \frac{o_{int} :: \text{option int} \quad \text{Int} :: \text{option int} \rightarrow \text{Env} \rightarrow \text{Blc} \rightarrow \text{value}}{\text{Env Blc} \vdash \text{Int } o_{int} \ d_{env} \ b_{inf} :: \text{value}} \text{ (VALUE INT)} \\ \\ &\frac{o_{bool} :: \text{option bool} \quad \text{Bool} :: \text{option bool} \rightarrow \text{Env} \rightarrow \text{Blc} \rightarrow \text{value}}{\text{Env Blc} \vdash \text{Bool } o_{bool} \ d_{env} \ b_{inf} :: \text{value}} \text{ (VALUE-BOOL)} && \frac{o_{float} :: \text{option float} \quad \text{Float} :: \text{option float} \rightarrow \text{Env} \rightarrow \text{Blc} \rightarrow \text{value}}{\text{Env Blc} \vdash \text{Float } o_{float} \ d_{env} \ b_{inf} :: \text{value}} \text{ (VALUE-FLOAT)} \\ \\ &\frac{o_{string} :: \text{option string} \quad \text{Strings} :: \text{option string} \rightarrow \text{Env} \rightarrow \text{Blc} \rightarrow \text{value}}{\text{Env Blc} \vdash \text{Strings } o_{string} \ d_{env} \ b_{inf} :: \text{value}} \text{ (VALUE-STRING)} && \frac{\text{initaddr} :: L_{address} \quad t :: \tau \quad v :: \text{value} \quad \text{blocksize} :: \text{nat} \quad \text{Array} :: L_{address} \rightarrow \tau \rightarrow \text{value} \rightarrow \text{nat} \rightarrow \text{Env} \rightarrow \text{Blc} \rightarrow \text{value}}{\text{Env Blc} \vdash \text{Array } \text{initaddr } \text{blocksize } t \ v \ d_{env} \ b_{inf} :: \text{value}} \text{ (VALUE-ARR)} \\ \\ &\frac{o_{addr} :: \text{option } L_{address} \quad \text{vid} :: \text{option } L_{address} \rightarrow \text{variable}_{id} \quad \text{Vid} :: \text{variable}_{id} \rightarrow \text{Env} \rightarrow \text{Blc} \rightarrow \text{value}}{\text{Env Blc} \vdash \text{Vid } (\text{vid } o_{addr}) \ d_{env} \ b_{inf} :: \text{value}} \text{ (VALUE-PTR-VAR)} \\ \\ &\frac{o_{addr} :: \text{option } L_{address} \quad \text{pid} :: \text{option } L_{address} \rightarrow \text{parameter}_{id} \quad \text{Pid} :: \text{parameter}_{id} \rightarrow \text{Env} \rightarrow \text{Blc} \rightarrow \text{value}}{\text{Env Blc} \vdash \text{Pid } (\text{pid } o_{addr}) \ d_{env} \ b_{inf} :: \text{value}} \text{ (VALUE-PTR-PAR)} \\ \\ &\frac{o_{addr} :: \text{option } L_{address} \quad \text{fid} :: \text{option } L_{address} \rightarrow \text{function}_{id} \quad \text{opars} :: \text{option (list value)} \quad \text{Fid} :: \text{parameter}_{id} \rightarrow \text{option (list value)} \rightarrow \text{Env} \rightarrow \text{Blc} \rightarrow \text{value}}{\text{Env Blc} \vdash \text{Fid } (\text{fid } o_{addr}) \ \text{opars } d_{env} \ b_{inf} :: \text{value}} \text{ (VALUE-PTR-FUN)} \\ \\ &\frac{\text{stt} :: \text{statement} \quad \text{Stt} :: \text{statement} \rightarrow \text{Env} \rightarrow \text{Blc} \rightarrow \text{value}}{\text{Env Blc} \vdash \text{Stt } \text{stt } d_{env} \ b_{inf} :: \text{value}} \text{ (VALUE-STT)} && \frac{\text{name} :: L_{address} \quad \text{members} :: \text{struct}_{mem} \quad \text{Str}_{type} :: L_{address} \rightarrow \text{struct}_{mem} \rightarrow \text{Env} \rightarrow \text{Blc} \rightarrow \text{value}}{\text{Env Blc} \vdash \text{Str}_{type} \ \text{name } \text{members } d_{env} \ b_{inf} :: \text{value}} \text{ (VALUE-STR-Type)} \\ \\ &\frac{\text{addr} :: \text{address} \quad \text{ovalues} :: \text{option (list value)} \quad \text{Str} :: L_{address} \rightarrow \text{option (list value)} \rightarrow \text{Env} \rightarrow \text{Blc} \rightarrow \text{value}}{\text{Env Blc} \vdash \text{Str } \text{addr } \text{ovalues } d_{env} \ b_{inf} :: \text{value}} \text{ (VALUE-STR)} \end{aligned}$$

Figure 4. Type judgements of memory values

2.1.2 Low-level memory management operations

This level analyzes requests for high-level memory management operations, and interacts with the formal memory space to generate the resulting memory state for those operation requests. Finally, the operation requests are then executed at this level. Specifically, the interactions on this level involve two parts. The first part is illustrated at the right of Fig. 1, and represents the low-level operations for normal memory blocks. This interaction provides a set of address labels and low-level operations for normal memory blocks. The label address set satisfies a bijection relationship with the set of normal memory addresses, and is provided to facilitate the indexing and operation of normal memory blocks through low-level operations for basic APIs and high-level specifications. This represents a formal memory management layer designed in Coq to facilitate the interactions between the formal memory space and low-level management operations. In this way, the formal memory space is isolated from high-level specifications, and the special memory blocks are transparent to high-level specifications, which provides for safer and more effective operations management. The second part is illustrated at the left of Fig. 1, and represents the low-level operations for special memory blocks. If a high-level specification request passes the permission checking process, then the special memory block is controlled directly by the special operation.

In detail, this layer first provides a *label address* with a value that is given by the enumeration type variable $L_{address}$. An example abstract syntax of $L_{address}$ is defined as the rule BNF-LAB-ADDR below.

$$L_{address}: \quad a ::= _0x00000000 \mid \dots \mid _0xFFFFFFFF \text{ (BNF-LAB-ADDR)}$$

Defining this kind of transitional type in Coq has two important benefits. First, the field identifier (*address*) of a *Record* type is actually with curry functional style. For example, *address m_0x00000003* has type *memory* \rightarrow *value* in Coq, which increases the degree of complexity of other high-level operation functions, and makes it more difficult to define and access a memory block. As such, the use of $L_{address}$ can simplify the high-level execution specification. Nevertheless, we will continue to use *address* to represent *memory* \rightarrow *value* in the remainder of this paper for simplicity of presentation. Second, based on the rule BNF-LAB-ADDR above, users can define some special memory block, such as *m_0xinit*, which would be transparent to high-level specifications because, as shown in Fig. 5, *label address* is a subset of *address*, and only maps to a normal memory block, which can be directly modified by high-level specifications. In this way, the transparency of the special memory block isolates the low-level memory block from the high-level specifications. The formal definition of $L_{address}$ is given in Definition 4.

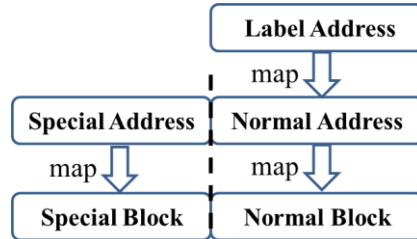


Figure 5. Mapping relation of label address

Definition 4 (*label address* type; $L_{address}$): In the low-level memory management layer, the *label address* type is a transitional type in Coq that is employed to provide a simple memory address identifier for operation functions, and to isolate the low-level formal memory space from high-level formal specifications. The value of the *label address* type is denoted as $L_{address}$, and the enumeration items of $L_{address}$ are denoted by a^* . The type definition is given in rules LAB-ADDR and LAB-ADDR-TERM below.

$$L_{address} \stackrel{\text{def}}{=} \text{Enum } a^* \text{ (LAB-ADDR)}$$

Here, $a \in a^*: L_{address}$ and $m_{addr} \in m_{addr}^*: \text{address}$ can imply $\mathcal{M}ap \ a^* \subseteq m_{addr}^*$.

$$a : L_{address} \text{ (LAB-ADDR-TERM)}$$

Based on Definition 4, we can implement the basic formal memory operations using the FPL Gallina [14] in Coq. The present version of the formal memory model employs 20 verified memory management operations, including 14 basic APIs, which are summarized in Table 2, and three low-level operations and three special operations that are summarized in Table 3. These operations are discussed in detail in the following subsection based on the following definition.

Definition 5 (initial data, v_{init} ; initial memory space, m_{init}): The present formal framework employs a convention that defines the initial data of a memory block (v_{init}) as $(Undef\ tt\ d_{env}\ b_{inf})$, and its corresponding initial value of m_{state} is defined as m_{init} .

Table 2. Basic Memory Management APIs

Function	Description	Automatic
\mathcal{Map}_{L2m}	Map a to m_{addr}	Yes
\mathcal{Map}_{m2L}	Map m_{addr} to a	Yes
\mathcal{Map}_{L2nat}	Map a to \mathbb{N}	Yes
\mathcal{Map}_{nat2L}	Map \mathbb{N} to a	Yes
$read_{dir}$	Read the m_{value} from a directly	No
$read_{chk}$	Read the m_{value} from a after validation checking	No
$write_{dir}$	Write a m_{value} at a directly	Yes
$write_{chk}$	Write a m_{value} at a after validation checking	No
$allocate$	Allocate a memory block	No
$init_{mem}$	Initialize the whole memory space	Yes
$empty_{srch}$	Search an empty memory block	No
$free_{mem}$	Free a specified memory block	No
$address_{srch}$	Search a specified memory block	No
$address_{offset}$	offset address a to a'	No

Table 3. Low Level Operations

Function	Description	Automatic
$alloc_{chk}$	Judge whether a memory block can be allocated or not	No
$value_{dec}$	Judge whether two m_{value} is equal or not	No
set_{all}	Set the whole memory space using a m_{value}	Yes
$read_{low}$	Read the m_{value} stored at m_{addr} directly	No
$write_{low}$	Write a m_{value} at m_{addr} directly	Yes
$infor_{chk}$	Judge whether a memory block can be operated	No

2.1.3 Formal memory management APIs

This layer includes a set of simple, nonintrusive memory management APIs provided for implementing the high-level specifications designed by normal users. The functions of this layer are entirely independent from high-level specifications, and seamlessly implement the low-level memory management operations of the GERM framework, such that users need know nothing about these operations. Thus, any user who understands the basic grammar of Coq can modify or extend APIs easily according to specific requirements. Most of the formal operational semantics of the basic memory management APIs shown in Tables 2 and 3 are parameterized by the current memory M , data environment Env , and memory block state Blc . These operations can be broadly classified as *Map*, *Read*, *Write*, *Free*, *Allocate*, *Initialize*, and *Search*.

Map: The first four functions \mathcal{Map}_{L2m} , \mathcal{Map}_{m2L} , \mathcal{Map}_{L2nat} , and \mathcal{Map}_{nat2L} represent the basic mapping operations in this formal memory model. These functions convert terms among Nat , $L_{address}$, and $address$. Because $L_{address}$ is a subset of Nat and $address$, these conversions represent a partial mapping between $L_{address}$ and Nat or $address$. To accommodate a condition of mapping failure, an option was added into \mathcal{Map}_{m2L} and \mathcal{Map}_{nat2L} , where, if the return value is *None*, the function failed to map a term from $L_{address}$ to Nat or $address$, and the mapping was successful if the return value is *Some a*. The operational semantics of the *Map* operations are defined in Fig. 6. Here, we present only the lemma for the inversion property of the mapping functions. This is because the correctness of these functions is dependent on a specific definition of the mapping relation, which is abstract in this case, so that satisfying the inversion property means that every *label address* satisfying an arbitrary mapping relationship has a unique respective *address* and natural number, and vice versa. We can therefore assume under these conditions that the mapping operation in this model functions correctly.

Lemma 1 (inversion): Suppose for all $a :: L_{address}$, the condition $Some\ a = \mathcal{Map}_{m2L}(\mathcal{Map}_{L2m}(a)) \wedge Some\ a = \mathcal{Map}_{nat2L}(\mathcal{Map}_{L2nat}(a))$ holds.

Proof. We split the conjunction as $Some\ a = \mathcal{Map}_{m2L}(\mathcal{Map}_{L2m}(a))$ and $Some\ a = \mathcal{Map}_{nat2L}(\mathcal{Map}_{L2nat}(a))$, and first prove the left part. 1) Because *label address* is a subset of *address* by Definition 4, all $a :: L_{address}$ can map to a unique $m_a : address$ in any mapping relation (\rightarrow). Hence, through the rule MAP-LM (Fig. 6), $\mathcal{Map}_{L2m}(a)$ can obtain a respective m_a . Obviously, m_a can also map to a though a reverse mapping relation (\leftarrow). Hence, through the rule MAP-ML-T (Fig. 6), $\mathcal{Map}_{m2L}(m_a)$ can obtain *Some a*, which completes the proof for the left part. 2) The right part can be proven by the same process employed to prove the left part. Hence, the mapping operations satisfy the inversion property.

$$\begin{array}{c}
\frac{a :: L_{\text{address}} \quad m_a :: \text{address} \quad a \xrightarrow{\text{map}} m_a}{\text{Map}_{L2m} :: L_{\text{address}} \rightarrow \text{address}} \quad (\text{MAP-LM}) \quad \frac{a :: L_{\text{address}} \quad n :: \text{nat} \quad a \xrightarrow{\text{map}} n}{\text{Map}_{L2nat} :: L_{\text{address}} \rightarrow \text{nat}} \quad (\text{MAP-LN}) \\
\\
\frac{a :: L_{\text{address}} \quad m_a :: \text{address} \quad a \xleftarrow{\text{map}} m_a}{\text{Map}_{m2L} :: \text{address} \rightarrow \text{option } L_{\text{address}}} \quad (\text{MAP-ML-T}) \quad \frac{a :: L_{\text{address}} \quad m_a :: \text{address} \quad a \Leftarrow m_a}{\text{Map}_{m2L} :: \text{address} \rightarrow \text{option } L_{\text{address}}} \quad (\text{MAP-ML-F}) \\
\\
\frac{a :: L_{\text{address}} \quad n :: \text{nat} \quad a \xleftarrow{\text{map}} n}{\text{Map}_{nat2L} :: \text{nat} \rightarrow \text{option } L_{\text{address}}} \quad (\text{MAP-NL-T}) \quad \frac{a :: L_{\text{address}} \quad n :: \text{nat} \quad a \Leftarrow n}{\text{Map}_{nat2L} :: \text{nat} \rightarrow \text{option } L_{\text{address}}} \quad (\text{MAP-NL-F})
\end{array}$$

Figure 6. Operational Semantics of *Map*

Read: The four read operation functions are read_{low} , read_{dir} , $\text{Infor}_{\text{check}}$, and $\text{read}_{\text{chck}}$. The low-level read operation is read_{low} , which is a special operation. This function is actually a redefinition of a Coq mechanism that has been introduced because each field identifier of **Record** type *memory* has the relation $\text{memory} \rightarrow \text{value}$, such that a term with **Record** type *memory* can access the value stored at a specified field by indexing the field identifier. For example, the construction $m.(m_0x00000003)$ for a term m of type *memory* in Coq represents obtaining the value stored in the field indexed by the identifier $m_0x00000003$ directly. This is encapsulated by the rule READ-LOW below.

$$\text{read}_{\text{low}} ::= \lambda m : \text{memory}. \lambda maddr : (\text{memory} \rightarrow \text{value}). (m.(maddr)) : \text{value} \quad (\text{READ-LOW})$$

In addition, read_{dir} employs the read_{low} function and *Map* operations. The parameter of read_{dir} is a term of L_{address} type, and the term is translated into the parameter of read_{low} by a *Map* operation. The function $\text{Infor}_{\text{check}}$ is a general low-level operation that is used for determining whether a memory block can be modified, and is also used to define other basic operations. Here, we only provide an abstract definition because the operation of $\text{Infor}_{\text{check}}$ is dependent on specific requirements and conditions, such that its functionality is not generally verifiable. Finally, the function $\text{read}_{\text{chck}}$ is a combination of the above functions, and returns an option type value given by *Some a* if the operation is successful, and, otherwise, returns *None*. The operational semantics of the *Read* operations are defined in Fig. 7.

$$\begin{array}{c}
\frac{a :: L_{\text{address}} \quad M(\text{Map}_{L2m}(a)) \hookrightarrow v :: \text{value} \quad \langle M, \text{read}_{\text{low}}(M, \text{Map}_{L2m}(a)) \rangle \hookrightarrow \langle M', v \rangle \wedge M \equiv M' \quad \text{read}_{\text{dir}} :: \text{memory} \rightarrow L_{\text{address}} \rightarrow \text{value}}{M \vdash \langle M, \text{read}_{\text{dir}}(M, a) \rangle \hookrightarrow \langle M', v \rangle} \quad (\text{READ-DIR}) \\
\\
\frac{a :: L_{\text{address}} \quad M(\text{Map}_{L2m}(a)) \hookrightarrow v :: \text{value} \quad v_{\text{env}} :: \text{Env} \quad b_{\text{inf}} :: \text{Blc} \quad \text{Infor}_{\text{check}}(v_{\text{env}}, b_{\text{inf}}) \hookrightarrow \text{false} \quad \text{read}_{\text{chck}} :: \text{memory} \rightarrow \text{Env} \rightarrow \text{Blc} \rightarrow L_{\text{address}} \rightarrow \text{option value}}{\text{Env Blc } M \vdash \langle M, \text{read}_{\text{chck}}(M, v_{\text{env}}, b_{\text{inf}}, a) \rangle \hookrightarrow \langle M', \text{false}, \text{None} \rangle \wedge M \equiv M'} \quad (\text{READ-CHCK-FALSE}) \\
\\
\frac{a :: L_{\text{address}} \quad M(\text{Map}_{L2m}(a)) \Rightarrow v :: \text{value} \quad v_{\text{env}} :: \text{Env} \quad b_{\text{inf}} :: \text{Blc} \quad \text{Infor}_{\text{check}}(v_{\text{env}}, b_{\text{inf}}) \hookrightarrow \text{true} \quad \text{read}_{\text{chck}} :: \text{memory} \rightarrow \text{Env} \rightarrow \text{Blc} \rightarrow L_{\text{address}} \rightarrow \text{option value}}{\text{Env Blc } M \vdash \langle M, \text{read}_{\text{chck}}(M, v_{\text{env}}, b_{\text{inf}}, a) \rangle \hookrightarrow \langle M', \text{true}, \text{Some}(\text{read}_{\text{dir}}(M', a)) \rangle \wedge M \equiv M'} \quad (\text{READ-CHCK-TRUE})
\end{array}$$

Figure 7. Operational Semantics of *Read*

Lemma 2 (read_{low} correctness): Suppose for all $m_a :: \text{address}$ and $m :: \text{memory}$, the equality $\text{read}_{\text{low}}(m, m_a) = m.(m_a)$ holds.

Proof. The rule READ-LOW is a redefinition of the Coq mechanism $M.\text{field_identifier}$. Because Coq is the trusted base of this model, the equality is obviously met, and the functionality of read_{low} is obviously correct.

Lemma 3 (read_{dir} correctness): Suppose for all $a :: L_{\text{address}}$, $m_a :: \text{address}$, and $m :: \text{memory}$ that, if a maps to m_a , then $\text{read}_{\text{dir}}(m, a) = m.(m_a)$.

Proof. By applying the rule READ-DIR (Fig. 7), we can replace $\text{read}_{\text{dir}}(m, a)$ with $\text{read}_{\text{low}}(m, \text{Map}_{L2m}(a))$ (1). Lemmas 1 and 2 prove that $\text{Map}_{L2m}(a) \Rightarrow m_a$ (2) and $\text{read}_{\text{low}}(m, m_a) = m.(m_a)$ (3). Therefore, substituting (2) into (1) yields $\text{read}_{\text{low}}(m, m_a)$, which, according to (3), verifies that $\text{read}_{\text{dir}}(m, a) = m.(m_a)$ is true.

Lemma 4 ($\text{read}_{\text{chck}}$ correctness): Suppose for all $a :: L_{\text{address}}$, $m :: \text{memory}$, $v_{\text{env}} :: \text{Env}$, and $b_{\text{inf}} :: \text{Blc}$ that, if a maps to m_a and $\text{Infor}_{\text{check}}(v_{\text{env}}, b_{\text{inf}}) \Rightarrow \text{false}$, then $\text{read}_{\text{chck}}(m, v_{\text{env}}, b_{\text{inf}}, a) = \text{None}$; else, $\text{read}_{\text{chck}}(m, v_{\text{env}}, b_{\text{inf}}, a) = \text{Some}(m.(m_a))$.

Proof. Assuming that $\text{Infor}_{\text{check}}(v_{\text{env}}, b_{\text{inf}})$ functions correctly, we can apply rule READ-CHCK-TRUE (Fig. 7) to replace $\text{read}_{\text{chck}}(m, v_{\text{env}}, b_{\text{inf}}, a)$ with $\text{Some}(\text{read}_{\text{dir}}(M', a))$ (1). Lemma 3 proves that $\text{read}_{\text{dir}}(m, a) = m.(m_a)$ (2). Therefore, substituting (2) into (1) yields $\text{Some}(m.(m_a))$. Hence, $\text{read}_{\text{chck}}(m, v_{\text{env}}, b_{\text{inf}}, a) = \text{Some}(m.(m_a))$ is true.

Write: These operations include the special operation $\text{write}_{\text{low}}$, and the two basic APIs $\text{write}_{\text{dir}}$ and $\text{write}_{\text{chck}}$. Actually, $\text{write}_{\text{low}}$ is

a set of low-level operations that are defined using a Coq mechanism. In Coq, a new term of a **Record** type can only be constructed using its respective constructor. For example, to write a value v into a memory block indexed by $m_0x00000003$, we must use the constructor **new** defined in Definition 1 to generate $m_{state} = (new(m.(m_0) \dots m.(m_2) v \dots))$. We present this mechanism as a set of low-level operations $write_{low_i}$ ($i \in \mathbb{N}$), which are defined by the rule WRITE-LOW below. In addition, the rule MAP-RE below represents the mapping of a memory address to its corresponding $write_{low_i}$.

$$write_{low_i} := \lambda v : value. \lambda m : memory. (new(m.(m_{a_0}) \dots m.(m_{i-1}) v \dots)) : memory \text{ (WRITE-LOW)}$$

$$m_{a_i} \xrightarrow{\text{total map}} write_{low_i} \text{ (MAP-RE)}$$

The function $write_{dir}$ employs $write_{low}$. The parameter of $write_{dir}$ is a term of type $L_{address}$ that is translated into the parameter of $write_{low}$ by a *Map* operation. Finally, the function $write_{chk}$ is a combination of the above functions and $Infor_{check}$. If $Infor_{check}$ returns a false option, m_{state} will not be changed; otherwise, it will generate a new m'_{state} . The operational semantics of the *Write* operations are defined in Fig. 8.

$$\frac{\begin{array}{c} a, a' :: L_{address} \quad v :: value \quad a' \in \bar{a} \wedge a' \neq a \\ \langle M, write_{low_i}(M, Map_{L2m}(a), v) \rangle \hookrightarrow \langle M', M' \rangle \\ read_{dir}(M', a) \equiv v \wedge read_{dir}(M', a') \equiv read_{dir}(M, a') \\ write_{dir} :: memory \rightarrow L_{address} \rightarrow value \rightarrow memory \\ M \vdash \langle M, write_{dir}(M, a, v) \rangle \hookrightarrow \langle M', M' \rangle \end{array}}{\text{ (WRITE-DIR)}}$$

$$\frac{\begin{array}{c} a :: L_{address} \quad v :: value \\ v_{env} :: Env \quad b_{inf} :: Blc \quad Infor_{check}(v_{env}, b_{inf}) \hookrightarrow false \\ write_{chk} :: memory \rightarrow Env \rightarrow L_{address} \rightarrow value \rightarrow memory \\ Env \vdash Blc \vdash \langle M, write_{chk}(M, v_{env}, b_{inf}, a, v) \rangle \hookrightarrow \langle M', false, M' \rangle \wedge M \equiv M' \end{array}}{\text{ (WRITE-CHCK-FALSE)}}$$

$$\frac{\begin{array}{c} a :: L_{address} \quad v :: value \\ v_{env} :: Env \quad b_{inf} :: Blc \quad Infor_{check}(v_{env}, b_{inf}) \hookrightarrow true \\ write_{chk} :: memory \rightarrow Env \rightarrow L_{address} \rightarrow value \rightarrow memory \\ Env \vdash Blc \vdash \langle M, write_{chk}(M, v_{env}, b_{inf}, a, v) \rangle \hookrightarrow \langle M', true, write_{dir}(M', a, v) \rangle \wedge M \equiv M' \end{array}}{\text{ (WRITE-CHCK-TRUE)}}$$

Figure 8. Operational Semantics of *Write*

Lemma 5 [$write_{low}$ correctness] Suppose for all $m_a : address$, $m : memory$, and $v : value$ that the equality $read_{low}(write_{low}(m_a, v), m_a) = v$ holds.

Proof. According to the rule WRITE-DIR (Fig. 8), $write_{low}(m_a, v)$ can be replaced by $write_{low_i}(v)$. Then, according to the rule WRITE-LOW above, the original m_{state} has been modified as $m'_{state} = (new(m.(m_{a_0}) \dots m.(m_{i-1}) v \dots))$ (1). Next, we can replace $write_{low}(m_a, v)$ with m'_{state} . Rewriting [?] according to Lemma 2 yields $read_{low}(write_{low}(m, m_a, v), m_a) = v$. Hence, the equality is reflexivity.

Lemma 6 [$write_{dir}$ correctness] Suppose for all $a : L_{address}$, $m : memory$, and $v : value$ that the equality $read_{low}(write_{dir}(m, a, v), m_a) = v$ holds.

Proof. By applying the rule WRITE-DIR, we can replace $write_{dir}(m, a, v)$ with $write_{low_i}(m, m_a, v)$. Then, we can apply Lemma 5 to prove that the equality is reflexivity.

Lemma 7 [$write_{chk}$ correctness] Suppose for all $a : L_{address}$, $m : memory$, $v_{env} : Env$, and $b_{inf} :: Blc$ that, if a maps to m_a and $Infor_{check}(v_{env}, b_{inf}) \hookrightarrow false$, then $write_{chk}(m, v_{env}, b_{inf}, a, v) = m$; else, $write_{chk}(m, v_{env}, b_{inf}, a, v) = write_{dir}(M', a, v)$.

Proof. By applying the rules WRITE-CHCK-FALSE and WRITE-CHCK-TRUE (Fig. 8), we can replace $write_{chk}$ with m or $write_{dir}$. Then, we can apply Lemma 6 to prove that the equality is reflexivity.

Search: These are also essential basic operations that include functions $address_{offset}$, $address_{srch}$, $value_{dec}$, and $empty_{srch}$. The function $address_{offset}$ is applied for shifting a current **label address** to another **label address** according to a specified offset. It is defined as a higher-order function that takes an arbitrary offset as a parameter to accommodate different offset conditions. The function $address_{srch}$ is employed in conjunction with $address_{offset}$ to search a specified memory block that satisfies a filter condition. The function $value_{dec}$ returns a binary sum datatype [20] defined by the rule VAL-DEC below. This rule can be proven easily in Coq using the **decide equality** tactic [14].

$$value_{dec} : (\forall v_0 v_1 : value. \{v_0 = v_1\} + \{v_0 \neq v_1\}) \text{ (VAL-DEC)}$$

Finally, $empty_{srch}$ is a special case of $address_{srch}$, where the filter is specified as $value_{dec}(v_{init}) : (\forall v_1. \{v_{init} = v_1\} + \{v_{init} \neq v_1\})$. The correctness of $empty_{srch}$ is confirmed according to the correctness of $value_{dec}$ discussed above and the correctness of $address_{srch}$

presented by Lemma 9 below. The operational semantics of the *Search* operations are defined in Fig. 9.

Lemma 8 [*address_{offset}* correctness] Suppose for all $m_a::\text{address}$, $m::\text{memory}$, $v::\text{value}$, $n::\text{nat}$, and $f_{\text{off}}::\text{nat} \rightarrow \text{nat} \rightarrow \text{nat}$ that the equality $\text{Map}_{\text{nat}2L}(f_{\text{off}}(\text{Map}_{L2\text{nat}}(a), n)) = \text{address}_{\text{offset}}(a, f_{\text{off}}, n)$ holds.

Proof. The correctness of $\text{Map}_{\text{nat}2L}$ and $\text{Map}_{L2\text{nat}}$ have been proven by Lemma 1, so that Lemma 8 can be proven directly by applying the rule ADDR-OFF (Fig. 9).

Lemma 9 [*address_{srch}* correctness] Suppose for all $\{A::\text{Type}\}$, $\text{filter}::A \rightarrow \text{bool}$, $\text{condition}::A$, $a::L_{\text{address}}$, and $m::\text{memory}$ that, if $\text{filter}(\text{condition}) \hookrightarrow \text{true}$, then $\text{address}_{\text{srch}}(m, a, \text{filter}) = \text{Some}(a_{\text{current}})$ (1); else, if $\text{filter}(\text{condition}) \hookrightarrow \text{false}$ and the next address produced by $\text{address}_{\text{offset}}$ fails, then $\text{address}_{\text{srch}}(m, a, \text{filter}) = \text{None}$ (2); else, search the next indexed memory block recursively (3).

Proof. Based on Lemmas 1 and 8, cases (1), (2), and (3) above can be proven by applying rules (Fig. 9) ADDR-SER-T, ADDR-SER-NE, and ADDR-SER-NO, respectively.

$$\begin{array}{c}
\frac{a::L_{\text{address}} \quad m_a::\text{address} \quad \text{offset}::\text{nat} \quad f_{\text{off}}::\text{nat} \rightarrow \text{nat} \rightarrow \text{nat} \quad \text{address}_{\text{offset}}::L_{\text{address}} \rightarrow (\text{nat} \rightarrow \text{nat} \rightarrow \text{nat}) \rightarrow \text{nat} \rightarrow \text{option } L_{\text{address}}}{\vdash \text{address}_{\text{offset}}(a, f_{\text{off}}, \text{offset}) \hookrightarrow \text{Map}_{\text{nat}2L}(f_{\text{off}}(\text{Map}_{L2\text{nat}}(a), \text{offset}))} \text{ (ADDR-OFF)} \\
\\
\frac{A::\text{Type} \quad a_{\text{current}}::L_{\text{address}} \quad \text{filter}::A \rightarrow \text{bool} \quad \text{condition}::A \quad \text{filter}(\text{condition}) \hookrightarrow \text{true} \quad \text{address}_{\text{srch}}::\text{memory} \rightarrow L_{\text{address}} \rightarrow (A \rightarrow \text{bool}) \rightarrow \text{option } L_{\text{address}}}{\text{Btc Env } M \vdash \langle M, \text{address}_{\text{srch}}(M, a_{\text{current}}, \text{filter}) \rangle \hookrightarrow \langle M', \text{Some}(a_{\text{current}}) \rangle \wedge M \equiv M'} \text{ (ADDR-SER-T)} \\
\\
\frac{A::\text{Type} \quad a_{\text{current}}::L_{\text{address}} \quad \text{filter}::A \rightarrow \text{bool} \quad \text{condition}::A \quad \text{filter}(\text{condition}) \hookrightarrow \text{true} \quad \text{Map}_{L2\text{nat}}(\text{address}_{\text{offset}}(\text{Map}_{L2\text{nat}}(a_{\text{current}}, \text{plus}, 1)) \hookrightarrow \text{Some } a_{\text{next}} \quad \text{address}_{\text{srch}}::\text{memory} \rightarrow L_{\text{address}} \rightarrow (A \rightarrow \text{bool}) \rightarrow \text{option } L_{\text{address}}}{\text{Btc Env } M \vdash \langle M, \text{address}_{\text{srch}}(M, a_{\text{current}}, \text{filter}) \rangle \hookrightarrow \langle M', \text{address}_{\text{srch}}(M', a_{\text{next}}, \text{filter}) \rangle \wedge M \equiv M'} \text{ (ADDR-SER-NE)} \\
\\
\frac{A::\text{Type} \quad a_{\text{current}}::L_{\text{address}} \quad \text{filter}::A \rightarrow \text{bool} \quad \text{condition}::A \quad \text{filter}(\text{condition}) \hookrightarrow \text{false} \quad \text{Map}_{L2\text{nat}}(\text{address}_{\text{offset}}(\text{Map}_{L2\text{nat}}(a_{\text{current}}, \text{plus}, 1)) \hookrightarrow \text{None} \quad \text{address}_{\text{srch}}::\text{memory} \rightarrow L_{\text{address}} \rightarrow (A \rightarrow \text{bool}) \rightarrow \text{option } L_{\text{address}}}{\text{Btc Env } M \vdash \langle M, \text{empty}_{\text{srch}}(M, a_{\text{current}}) \rangle \hookrightarrow \langle M', \text{None} \rangle \wedge M \equiv M'} \text{ (ADDR-SER-NO)}
\end{array}$$

Figure 9. Operational Semantics of *Search*

Allocate: These operations are basic and essential APIs denoted by the functions *allocate* and *alloc_{chck}*. The low-level operation *alloc_{chck}* is used to determine whether the information of the current memory block, including various factors such as authority and occupation, satisfies the condition for allocation. Here, we only provide an abstract definition of *alloc_{chck}* because its operation is dependent on specific requirements and conditions, such that its functionality is not generally verifiable. The function *allocate* is a special case of *address_{srch}*, where the filter of *address_{srch}* is specified using *alloc_{chck}*. Assuming the correctness of *alloc_{chck}*, in conjunction with the correctness of *address_{srch}* proven in Lemma 9, we can conclude that the functionality of *allocate* is also correct. The operational semantics of the *Allocate* operation are defined in Fig. 10.

$$\frac{a::L_{\text{address}} \quad \text{alloc}_{\text{chck}}(\text{read}_{\text{dir}}(M, a)) \hookrightarrow \text{false} \quad \text{allocate}::\text{address} \rightarrow \text{memory} \rightarrow \text{option}}{M \vdash \langle M, \text{allocate}(a, M) \rangle \hookrightarrow \langle M', \text{address}_{\text{srch}}(M, a, \text{alloc}_{\text{chck}}) \rangle \wedge M \equiv M'} \text{ (FREE)}$$

Figure 10. Operational Semantics of *Allocate*

Free: This operation is represented by the function *free_{mem}*, which is a special case of *write_{dir}*, where the input value v is specified as v_{init} . Because the correctness of *write_{dir}* has been proven in Lemma 6., the functionality of *free_{mem}* is obviously correct. The operational semantics of the *Free* operation are defined in Fig. 11.

$$\frac{a::L_{\text{address}} \quad \text{free}_{\text{mem}}::L_{\text{address}} \rightarrow \text{memory} \rightarrow \text{memory}}{M \vdash \langle M, \text{free}_{\text{mem}}(a, M) \rangle \hookrightarrow \langle M', \text{write}_{\text{dir}}(M', a, v_{\text{init}}) \rangle \wedge M \equiv M'} \text{ (FREE)}$$

Figure 11. Operational Semantics of *Free*

Initialize: These operations are employed to initialize the formal memory space prior to executing the verification process. These

operations include the functions set_{all} and $init_{mem}$, where set_{all} is a special operation that implements a special case of $write_{low_i}$. The function of set_{all} is to call all $write_{low_i}$ and modify the entire memory block using the value v . The correctness of every $write_{low_i}$ has been proven in Lemma 5, so the functionality of set_{all} is obviously correct. The function $init_{mem}$ is a special case of set_{all} , where v is specified as v_{init} . Thus, its functionality is also assured of being correct. The operational semantics of the *Initialize* operations are defined in Fig. 12.

$$\frac{\frac{set_{all}(M, v_{init}) \hookrightarrow M_{init}}{init_{mem} :: memory \rightarrow memory}}{M \vdash \langle M, init_{mem}(M) \rangle \Rightarrow \langle M', M_{init} \rangle \wedge M_{init} = M'} \text{ (INIT)}$$

Figure 12. Operational Semantics of *Initialize*

2.2 Assistant tools

According to Definition 1, the formal memory space and its respective addresses are defined by the **Record** type. This type is represented rigorously in the formal Cic language, and is a special inductive datatype with only a single constructor of type **Sort** [14]. This ensures that it is impossible to modify a **Record** type dynamically in Coq after it has been defined, which is analogous to the impossibility of dynamically changing the size of physical fixed-size memory hardware. Therefore, operations that depend on a specific memory address, such as *Map* and *Write* operations, also cannot modify memory space after it has been defined. This places considerable importance on the definition of formal memory spaces. However, defining a specific formal memory space manually can be an exceedingly tedious activity. Fortunately, the discussed formal memory space and related operations are defined by enumeration, such that their definitions have fixed rules. Therefore, these can be easily generated recursively by a simple program written in a high-level programming language such as Java or C++. This automatic definition of a memory space according to specific requirements is the basis of assistant tools. The formal definition of assistant tools is given below as the rule ASSIST-TOOL.

$$\Gamma, \mathcal{R} \vdash \text{Tools } r \hookrightarrow \text{specifications} \xrightarrow{\text{yields}} .v \text{ files (ASSIST-TOOL)}.$$

Here, assistant tools function within a verification context Γ with requirements \mathcal{R} , and employ a specific user requirement $r: \mathcal{R}$ as parameters, which include special memory blocks and the size of normal memory blocks. Assistant tools then generate the respective formal specifications and export them as *.v files* that can be loaded in Coq directly. These formal specifications are denoted as dynamic specifications, and are based on Definitions 1 and 4. In addition, assistant tools employ those operations listed in Tables 2 and 3 that are given as automatic. The results in *.v files* generated by assistant tools are written using Gallina syntax, which can be executed and verified in Coq directly. According to the proofs given in the previous subsection, the results of assistant tools can be assumed to include no ill-formed definitions and to satisfy all specifications as long as the results pass the Coq type-checking mechanism. Finally, although these assistant tools are implemented in the general domain using general-purpose programming languages, the relation between the assistant tools and the respective results satisfies the non-aftereffect property, as illustrated in Fig. 13 [21]. As such, the verified results are not influenced by the assistant tools implementation.

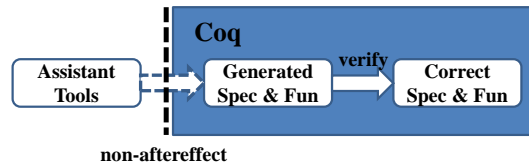


Figure 13. Workflow of Assistant Tools.

3. EVI

The concept of EVI is proposed herein to increase the degree to which the process of program verification is conducted automatically by combining higher-order logic theorem proving and symbolic execution. EVI includes three key components: a general formal memory model, a general-purpose FPL, and a respective formal interpreter. The general formal memory model supports a basic formal system for constructing a logic-based operating environment corresponding to the real-world operating environment of hardware, and serves as the basis for the general-purpose FPL and respective formal interpreter, which are used to model, execute, and verify programs automatically.

3.1 Conceptual basis of EVI

In response to the work of H. B. Curry regarding programming language and proof theory, W. A. Howard privately circulated a manuscript in 1969, which was later formally published [22]. In this work, Howard pointed out that a correspondence exists between natural deduction and simply-typed lambda calculus, which established what is now denoted as CHI [23]. This work has served as the inspiration for many theorem proving assistants and FPLs, such as Agda, Automath, Coq, Epigram, F#, F*, and Haskell, and is also a primary component forming the fundamental theory behind Cic. In brief, CHI proposes that a deep correspondence exists between the world of logic and the world of computation. This correspondence can be expressed according to three general principles. The first principle is given below.

propositions as types (Principle 1)

This principle describes an isomorphism between a given formal logic and a given programming language. At the surface, it says that, for each proposition in a formal logic, there is a corresponding type in an FPL, such as Coq (Gallina), and vice versa. The correspondence extends deeper, in that, for each proof of a given proposition, there is a program based on a lambda calculus of the corresponding type, and vice versa. This leads to the second principle given below.

proofs as programs (Principle 2)

Finally, the correspondence extends deeper still, in that each available means of simplifying a proof has a corresponding way of evaluating a program, and vice versa. This leads to the third principle given below.

proofs as evaluation of programs (Principle 3)

These deep correspondences make CHI very useful for unifying formal proofs and program computation. However, most mainstream general-purpose programming languages (GPLs) employed in the real world are not designed based on lambda calculus, and the programs written using these languages are very difficult or even impossible to verify directly and automatically using CHI. This forms the basis for the present development of EVI. To avoid ambiguity in the following discussion of EVI, we use *program* to represent programs that are written in an FPL based on CHI and *RWprogram* to represent real-world programs that are written in a GPL.

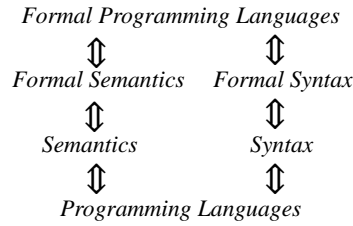


Figure 14. Formalizing Programming Language

For the present development of EVI, we first note that, due to the equivalence between lambda calculus and Turing machine formalisms [24], logic theories based on lambda calculus are sufficiently powerful to formalize the syntax and semantics of any GPL from beginning to end, and thereby to obtain the corresponding FPL, as illustrated in Fig. 14. Therefore, although an *RWprogram* cannot execute directly in a formal system based on CHI, such as Coq, we can implement a formal interpreter based on the general formal memory model that follows the formal syntax and semantics of the corresponding FPL to interpret the *RWprogram* so that it can be executed in the FPL. This process is illustrated in Fig. 15. In addition to the advantage of executing an *RWprogram* in the FPL, the proposed processing also allows an *RWprogram* to be executed symbolically in the logic system with the same process as is conducted in the real world. Thus, the formal interpreter is a *program* with the following abstract definition:

formal interpreter: $\text{memory} \rightarrow \text{RWprogram} \rightarrow \text{memory}$.

Accordingly, we can conclude that the execution of a formal *RWprogram* in the formal interpreter corresponds to an evaluation of a *program*. Therefore, through Principles 1 and 3, we can derive Corollary 1 as follows.

proofs as evaluation of programs as execution of programs (Corollary 1)

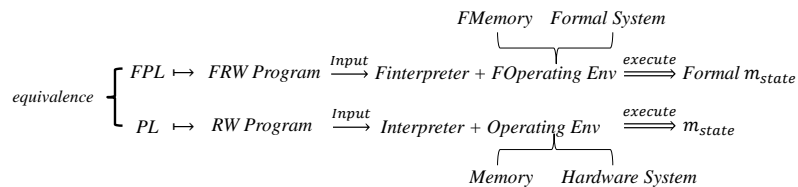


Figure 15 Equivalence between real word execution and logic world execution

While the above discussion demonstrates the isomorphism of *RWprogram* execution and proofs, the final evaluation result depends on various parameters, including the initial memory state and the *RWprogram* itself. Therefore, the output *memory* type includes many different proof terms. To verify the relevant properties of *RWprograms*, we should strengthen the verification propositions according to the correctness requirements and security requirements of actual *RWprograms*. As such, the stronger verification propositions are the relevant properties of *RWprograms*, and the respective proofs are the verifications. Accordingly, we obtain Corollary 2 and Corollary 3 below.

properties as propositions as types (Corollary 2)

verifications as proofs (Corollary 3)

Based on Corollaries 1, 2, and 3, we can deduce that the symbolic execution of an *RWprogram* in a formal system based on CHI is equivalent to constructing the respective proof terms of verification propositions, and vice versa. This is illustrated in Fig. 16. Thus, correspondences can be made still deeper yet to obtain a fourth principle below.

verifications as execution of programs (Principle 4)

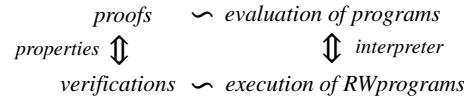


Figure 16. Isomorphism between verifications and executions

Finally, the axiomatic semantic of Hoare logic is one of the best methods to strengthen verification propositions. Therefore, the following simplified axiomatic semantic definition is adopted in EVI.

$$\frac{p:RWprogram}{\{m_{init}\} execute(p) \{m_{final}\}} \text{ (Hoare style inference)}$$

The relevant properties of an *RWprogram* p can be obtained from the above rule under the precondition of an initial memory state m_{init} prior to executing p , while the process of executing p by the formal interpreter generates a final memory state m_{final} as a post condition.

4. Advanced application of the GERM framework and EVI

This subsection presents the design of a toy FPL and the implementation of a corresponding formal interpreter in Coq based on the proposed formal memory model, and discusses their use for verifying security properties in Coq based on Principle 4.

4.1 Toy FPL

As a first step, we build a formal toy FPL based on IMP [25] as the target language, which only has arithmetic and Boolean datatypes. It is formally structured into values, expressions, and statements, and its formal syntax and semantics are defined as strong type using generalized algebraic datatypes (GADTs) [2],[26]. A brief introduction to its abstract syntax is given in the following subsection.

4.1.1 Abstract syntax

Type signature: This corresponds in IMP to the *type* signature incorporated in the data environment variable *Env* of the formal memory model, as described in Definition 2, and is employed in IMP to classify language values and expressions. Because IMP has only arithmetic and Boolean datatype values and variable expressions, the only types defined are Tint, Tbool, and Tvid. Their definitions in Coq are shown in Fig. 17.

```
Inductive type : Type :=
| Tint
| Tbool
| Tvid : option address -> type.
```

Figure 17. Type of IMP

Value: This corresponds in IMP to *value* in the formal memory model. In IMP, this term is formally defined as a type class $value_{IMP} ::$

$(\forall t: \text{type}, \text{val } t)$, where it is parameterized by the type signature. Its formal definition in Coq is shown in Fig. 18.

```
Inductive val : type → Type :=
| Vint : int → val Tint
| Vbool : bool → val Tbool.
```

Figure 18. Value of IMP

Expression: This is also defined in IMP using GADTs with the type $\text{expr}_{\text{IMP}}::(\forall t_0 t_1:\text{type}, \text{expr } t_0 t_1)$ to specify and limit the semantics of each expression constructor employed for each of the three kinds of expressions representing constant, variable, and binary operation expressions, respectively. The binary operation includes the disjunction of Boolean values and the equivalence of integer datatypes. Their formal abstract syntax in Coq is defined in Fig. 19.

```
Inductive bop : type → type → Type :=
| feqbOfInt : bop Tint Tbool (* == *)
| forbOfBool : bop Tbool Tbool (* "or" *).
Inductive expr : type → type → Type :=
| Econst : forall t, val t → expr t t
| Evar : forall addr t,
    expr (Tvid addr) t
| Ebop : forall t0 t1 t2 t2', bop t2 t2'
    → expr t2' t2'.
```

Figure 19. Expression of IMP

Statement: In IMP, this includes *conditional*, *assignment*, *sequence*, *skip*, and *throw* statements. Specially, *throw* is a type of statement that will halt the execution of the entire program, which is often defined in a JavaScript-like programming language such as Solidity. Their formal abstract syntax in Coq is defined in Fig. 20.

```
Inductive statement : Type :=
| If : forall t, expr t Tbool → statement
    → statement → statement
| Assignv : forall t t0 t1, expr t t1
    → expr t0 t1 → statement
| Seq : statement → statement → statement
| Snil : statement
| Throw : statement.
```

Figure 20. Statement of IMP

4.2 Toy formal interpreter

As a second step, we formalize the semantics of IMP and implement the formal interpreter in Coq, which can interact with the GERM framework and evaluate a program to its final memory state. This formal interpreter is very simple, and its correctness can be verified in Coq easily. Therefore, we do not evaluate the correctness of the interpreter here. A brief introduction to the formal semantics and respective formal interpreter functions are given in the following subsection.

4.2.1 Formal semantics

Evaluation of value: In IMP, each value with normal form will be evaluated in the normal form of *value* type. The implementation in Coq is shown in Fig. 21.

```
Definition val_to_value m (env : Env) t (v : val t) : option value :=
  match v with
  | Vint n ⇒ Some (Int (Some n) env)
  | Vbool n ⇒ Some (Bool (Some n) env)
  end.
```

Figure 21. Evaluation of value

Evaluation of expression left value: Because IMP has only three expressions, the evaluation process is very simple, where, if the current expression in the matching guard is a variable expression, then the indexed label address is returned; else, an error result is returned. The implementation in Coq is shown in Fig. 22.

```

Fixpoint expr_l t0 t1 m (e : expr t0 t1) :
option address :=
match e with
| Evar oaddr t1 => oaddr
| _ => None
end.

```

Figure 22. Evaluation of left value

Evaluation of expression right value: For an expression evaluated as a right value, a constant expression will be evaluated according to the semantics of *Evaluation of value*, where the variable expression will access the respective memory block using $read_{check}$, and a binary operation expression will be evaluated according to the value of the bop type given in Fig. 19. The implementation in Coq is shown in Fig. 23.

```

Fixpoint expr_r t0 t1 m (env : Env) (e : expr t0 t1) :
option value :=
match e with
| Econst v => (val_to_value m env v)
| Evar oaddr t1 =>
match oaddr with
| None => None
| Some addr => Some (read_check m addr env)
end
| Ebop b e0 e1 =>
match b with
| feqb0fInt => eqb_val env (expr_r ... e0) (expr_r ... e1)
| forb0fBool => orb_val env (expr_r ... e0) (expr_r ... e1)
end ... end.

```

Figure 23. Evaluation of right value

Evaluation of statement: This is the entry point of the formal interpreter. It takes as parameters a memory state m_{init} , current environment information env , and the *program* to be executed. Then, it evaluates *program* into a final memory state m_{final} . The implementation in Coq is shown in Fig. 24.

```

Fixpoint test m (env : Env) (stt : statement) : memory :=
match m.(m_throw) with
| true => init_m
| false =>
match stt with
| Snil => m
| Throw => write_dir_othrow m true
| If e s0 s1 =>
match expr_r ... e with
| None => m
| Some v =>
match v with
| Bool b env' =>
match b with
| Some true => test m env s0
| Some false => test m env s1
end
| Assignv e0 e1 =>
match expr_r ... e1 with
| None => m
| Some v =>
match expr_l ... e0 with
| None => m
| Some addr =>
write_check m v addr env
end ... end.
end ... end.

```

Figure 24. Evaluation of statement

4.3 Automation and verification

Automation: The process of verification based on EVI involves three steps: 1) initialization of memory space; 2) determining properties; 3) verification (execution). Based on EVI, the conduct of steps 1 and 3 is almost completely automatic. For step 1, the process of defining m_{init} is fixed, and is achieved by assistant tools through a process of scanning the target program source code. The complete details of this scanning process will be introduced in a future paper. The details of step 3 are illustrated by the example given in Fig. 25. Here, the cases of abstract values are classified by the *destruct* procedure, and then the *step* procedure, which is designed through the Ltac mechanism of Coq, is applied to complete the verification automatically. The verification process based on EVI is conducted as an evaluation by the interpreter, and the process is fixed. Therefore, the *step* procedure can contain all of the inference rules of the evaluation process. As such, the *step* procedure is like a switch launching the interpreter to symbolically execute any formal *RWprogram*, and then generating the proof terms of the respective properties automatically. Finally, step 2 is largely conducted manually because automating this process is a difficult problem that remains unsolved in nearly all existing theorem proving and model checking assistant applications.


```

Theorem _pledge_correct : forall b1 b2 z m0 m1 m2 (env : Env),
m0 = write_by_address init_m (Bool (Some b1) env) _complete →
m1 = write_by_address m0 (Bool (Some b2) env) _refunded →
m2 = write_by_address m1 (Int (Some (INT I64 Signed z)) env) _Pledge →
((z = 0 ∨ b1 = true ∨ b2 = true)
 ∧ test pump m2 env _pledge_test = init_m) ∨
((z ≠ 0 ∧ b1 = false ∧ b2 = false)
 ∧ read_dir (test pump m2 env _pledge_test) _refnd = (Bool (Some true) env)).
Proof.
  intros; destruct env; intros; initmem.
  rewrite H1.
  destruct z0, b4, b5; step.
Qed.

```

Figure 25. Verification.

Verification: Based on the above steps, we can verify the properties of programs written in IMP by executing them in Coq. We present a simple code segment as an example in Fig. 26, where the requirement is that, if *Pledge* is zero or *complete* or *refunded* is true, then the *throw* statement is executed; else, the variable *refnd* is assigned as true. Then, we can translate the original requirement on the left-hand side of Fig. 26 into a formal theorem on the right-hand side of Fig. 26, and verify it easily, as shown in Fig. 25. In addition, we also can set a break point manually to observe changes in memory states, as shown in Fig. 27.

<pre> if (Pledge == 0 complete refunded) { throw; } refnd = true; </pre>	<pre> Definition _pledge_test := Seq (If ((Evar (Some _Pledge) Tint) (==) (Econst (Vint (INT I64 Signed 0))) () (Evar (Some _complete) Tbool) () (Evar (Some _refunded) Tbool)) (Throw) (Snail)) (Seq (Assignv (Evar (Some _refnd) Tbool) (Econst (Vbool true)))) Snail). </pre>
--	--

Figure 26. Real world program & Formal program.

```

(1/1)
test pump
  (test pump
    {
      m_init := initData;
      m_send := initData;
      m_send_re := initData;
      m_msg := initData;
      m_address := initData;
      m_throw := false;
      m_0x00000000 := initData;
      m_0x00000001 := initData;
      m_0x00000002 := initData;
      m_0x00000003 := Bool (Some b5) a d public occupy;
      m_0x00000004 := Bool (Some true) a d public occupy;
      m_0x00000005 := initData;
      m_0x00000006 := initData;
      m_0x00000007 := initData;
      m_0x00000008 := Int (Some (xInt 0)) a d public occupy;
      m_0x00000009 := initData | None (Evn l o a d)
      (if (Evar (Some _Pledge) Tint (==) Econst (Vint (xInt 0)))
        (||) Evar (Some _complete) Tbool (||) Evar (Some _refunded) Tbool
        ) || throw else { } None (Evn l o a d)
      (Evar (Some _refnd) Tbool := Econst (Vbool true)); }) = init_m

```

Figure 27. Formal memory state of verification.

5. Conclusions and future work

5.1 Conclusion In this paper, we developed a general, extensible, and reusable formal memory (GERM) framework based on the calculus of inductive constructions, and implemented and verified the framework in Coq. This independent and customizable framework is employed to simulate the structure and operations of physical memory hardware, and provides a basis for users to easily construct formal models of programs written in any high-level language for program verification. We also presented an extension of Curry-Howard isomorphism, denoted as execution-verification isomorphism (EVI), which combines symbolic execution and theorem proving for increasing the degree of automation in higher-order logic theorem proving assistant tools. Finally, we define a toy language and a respective formal interpreter in Coq based on the GERM framework and verify a simple code segment using EVI to demonstrate the advantages of the expected FSPVM with the help of the proposed framework and the extended correspondences adopted in EVI.

5.2 Future work We are presently pursuing the formalization of higher-level smart contract development languages, including Serpent [27] and Solidity [28]. We will then develop a formal verified interpreter for these languages based on the GERM framework. Finally, we will build a general formal verification toolchain for blockchain smart contracts based on EVI with the goal of developing automatic smart contract verification.

6. Related work

Since the late 1960's, a very large number of studies have focused on building memory models mathematically for program verification. Here, we present a brief discussion of the most significant studies that have inspired the present work.

Formal memory models for program verification: Efforts to impart memory semantics to C programs have been pursued in many studies. For example, Leroy and Blazy [31] developed a memory model in the Coq theorem prover for C programs that aimed at compiler verification. Norrish [33] and Hohmuth et al. [34] provided mechanized C/C++ semantics in HOL and PVS, respectively, which included low-level memory models. Tuch et al. [35] developed the first treatment of separation logic that unified the byte-level and logical views of memory in Isabelle/HOL. Appel and Blazy [32] later developed a mechanized separation logic for a C-based intermediate language in Coq.

Formal memory models for operating systems: In this regard, CertiKOS [7] is one of the most well known projects. This work presented a novel extensible architecture for building certified concurrent OS kernels that not only have an efficient assembly implementation, but also include machine-checkable contextual correctness proofs. In addition, seL4 [6] is a fully verified microkernel that is considered to be the first OS kernel developed with an end-to-end proof of implementation correctness and security enforcement. It is implemented in C and ARM assembly languages, and is specified and verified using Isabelle.

Other interesting research projects: A number of interesting projects that consider formal memory models as important components have also been reported. Manson et al. [29] developed a Java memory model. The VST project [10] developed one of the most powerful program verification toolchains based on CompCert [16]. The SMTCoq project [30] developed an interesting application for automatic theorem proving.

Acknowledgements

The authors thank Marisa and Yunzhuang Cai for their kind assistance.

Funding

This research did not receive any specific grant from funding agencies in the public, commercial, or not-for-profit sectors.

Reference

- [1] Nakamoto, Satoshi. "Bitcoin: A peer-to-peer electronic cash system." (2008): 28.
- [2] Xi, Hongwei, Chiyan Chen, and Gang Chen. "Guarded recursive datatype constructors." *ACM SIGPLAN Notices*. Vol. 38. No. 1. ACM, 2003.
- [3] Appel, A. W. "Verified Functional Algorithms." (2016).
- [4] Pratt, Vaughan R. "Semantical consideration on floyo-hoare logic." *Foundations of Computer Science, 1976., 17th Annual Symposium on*. IEEE, 1976.
- [5] Reynolds, John C. "Separation logic: A logic for shared mutable data structures." *Logic in Computer Science, 2002. Proceedings. 17th Annual IEEE Symposium on*. IEEE, 2002.
- [6] Klein, Gerwin, et al. "seL4: Formal verification of an OS kernel." *Proceedings of the ACM SIGOPS 22nd symposium on Operating systems principles*. ACM, 2009.
- [7] Gu, Ronghui, et al. "CertiKOS: An Extensible Architecture for Building Certified Concurrent OS Kernels." *OSDI*. 2016.
- [8] De Moura, Leonardo, and Nikolaj Bjørner. "Z3: An efficient SMT solver." *Tools and Algorithms for the Construction and Analysis of Systems* (2008): 337-340.
- [9] King, James C. "Symbolic execution and program testing." *Communications of the ACM* 19.7 (1976): 385-394.
- [10] Appel, Andrew W. "Verified software toolchain." *ESOP*. Vol. 11. 2011.
- [11] Gu, Ronghui, et al. "Deep specifications and certified abstraction layers." *ACM SIGPLAN Notices*. Vol. 50. No. 1. ACM, 2015.
- [12] Chlipala, Adam. "Certified programming with dependent types." (2011).
- [13] The Coq development team. The Coq wiki. <https://github.com/coq/coq/wiki>
- [14] The Coq development team. The Coq proof assistant. <http://coq.inria.fr>, 1999 – 2018.
- [15] Bertot, Yves, and Pierre Castéran. *Interactive theorem proving and program development: Coq'Art: the calculus of inductive constructions*. Springer Science & Business Media, 2013.
- [16] Leroy, Xavier. "The CompCert verified compiler." *Documentation and user's manual*. INRIA Paris-Rocquencourt (2012).
- [17] O'Connor, Russell. "Simplicity: A New Language for Blockchains." *CoRR* abs/1711.03028 (2017): n. pag.
- [18] Melquiond, Guillaume. "Floating-point arithmetic in the Coq system." *Inf. Comput.* 216 (2012): 14-23.
- [19] Wadler, Philip. "Comprehending Monads." *LISP and Functional Programming* (1990).
- [20] Pierce, B. *Types and programming languages.. Types and programming languages* /. MIT Press, 2002:xiv.
- [21] Olmedo, MT Camacho, and J. F. Mas. "Markov Chain." *Geomatic Approaches for Modeling Land Change Scenarios*. Springer, Cham, 2018. 441-445.
- [22] W. A. Howard. The formulae-as-types notion of construction. In *To H. B. Curry: Essays on Combinatory Logic, Lambda Calculus, and Formalism*, pages 479–491. Academic Press, 1980. The original version was circulated privately in 1969.
- [23] Wadler, Philip. "Propositions as types." *Commun. ACM* 58 (2015): 75-84.
- [24] Cleland, Carol E.. "Is the Church-Turing thesis true?" *Minds and Machines* 3 (1993): 283-312.
- [25] Winskel, G. *The Formal Semantics of Programming Languages: An Introduction*. The formal semantics of programming languages :. MIT Press, 1993.
- [26] Hongwei Xi, Chiyan Chen, and Gang Chen. Guarded recursive datatype constructors. In *Proceedings of the 30th ACM SIGPLAN-SIGACT Symposium on Principles of Programming Languages*, pages 224–235, 2003.
- [27] Ethereum. Ethereum serpent documentation, 2017. <https://github.com/ethereum/wiki/wiki/Serpent>.
- [28] Ethereum. Ethereum solidity documentation, 2017. <https://solidity.readthedocs.io/en/develop/>.
- [29] Manson, Jeremy et al. "The Java memory model." *POPL* (2004).
- [30] Ekici, Burak, et al. "SMTCoq: a plug-in for integrating SMT solvers into Coq." *International Conference on Computer Aided Verification*. Springer, Cham, 2017.
- [31] X. Leroy. Formal certification of a compiler back-end or: programming a compiler with a proof assistant. In *J. G. Morrisett and S. L. P. Jones, editors, Proceedings of the 33rd ACM SIGPLAN-SIGACT Symposium on Principles of Programming Languages (POPL 2006)*, pages 42–54. ACM, Jan 2006.
- [32] A. W. Appel and S. Blazy. Separation logic for small-step Cminor. In *K. Schneider and J. Brandt, editors, Proceedings of the 20th International Conference on Theorem Proving in Higher Order Logics (TPHOLs 2007)*, volume 4732 of *Lecture Notes in Computer*

Science, pages 5–21. Springer, Sep 2007.

- [33] M. Norrish. C formalised in HOL. PhD thesis, Computer Laboratory, University of Cambridge, 1998.
- [34] S. S. Ishtiaq and P. W. O’Hearn. BI as an assertion language for mutable data structures. In Proceedings of the 28th ACM SIGPLAN/SIGACT Symposium on Principles of Programming Languages (POPL 2001), volume 36 of SIGPLAN Notices, pages 14–26. ACM, 2001.
- [35] H. Tuch, G. Klein, and M. Norrish. Types, bytes, and separation logic. In M. Hofmann and M. Felleisen, editors, Proceedings of the 34th ACM SIGPLAN-SIGACT Symposium on Principles of Programming Languages (POPL 2007), pages 97–108. ACM, Jan 2007.
- [36] Cadar, C., Dunbar, D., & Engler, D.R. (2008). KLEE: Unassisted and Automatic Generation of High-Coverage Tests for Complex Systems Programs. OSDI.