

Deep Reinforcement Learning for Join Order Enumeration

Ryan Marcus
 Brandeis University
 ryan@cs.brandeis.edu

Olga Papaemmanouil
 Brandeis University
 olga@cs.brandeis.edu

Abstract

Join order selection plays a significant role in query performance. Many modern database engine query optimizers use join order enumerators, cost models, and cardinality estimators to choose join orderings, each of which is based on painstakingly hand-tuned heuristics and formulae. Additionally, these systems typically employ static algorithms that ignore the end result (they do not “learn from their mistakes”). In this paper, we argue that existing deep reinforcement learning techniques can be applied to query planning. These techniques can *automatically* tune themselves, alleviating a massive human effort. Further, deep reinforcement learning techniques naturally take advantage of feedback, learning from their successes and failures. Towards this goal, we present ReJOIN, a proof-of-concept join enumerator. We show preliminary results indicating that ReJOIN can match or outperform the Postgres optimizer.

1 Introduction

Finding good join orders for relational queries is one of the most well-known and well-studied problems in database systems. The traditional cost based approach, still used in many modern DBMSes [6, 1], is illustrated in Figure 1. A join order enumerator searches a subspace of all possible join orderings, and the “cheapest” ordering (according to the cost model) is selected for execution. Both the cost model and the join enumerator may take advantage of cardinality estimations in order to evaluate a query plan or prune part of the search space. The join order selected can

have a drastic impact on query performance [7]. We argue that these systems (1) require a huge amount of human engineering effort, and (2) do not learn from their mistakes.

Human effort All three components of the traditional, cost-based query optimizer are generally implemented heuristically, requiring a very large amount of human effort. For example, a join order enumerator may use a large and complex rule-set to prune unwanted plans. Cardinality estimators often make assumptions about uniformity and independence. Cost models are often hand-tuned formulae involving a large number of parameters. Further, DBAs must additionally tune each optimizer component to get good performance on their particular datasets.

Mistakes Traditional query optimizers are static and do not learn from previous experience. They plan a query, send it to be executed, and forget. Because of the lack of feedback, a query optimizer may select the same bad plan repeatedly, never learning from its mistake.

Here, we share our vision for a query optimizer based on *deep reinforcement learning* (DRL), a process by which a machine learns a task through continuous feedback with the help of a neural network. We argue that existing deep reinforcement learning techniques can be leveraged to provide better query plans and significantly reduce the human effort required for optimizer design and for database-specific tuning. As a first step towards this goal, we present ReJOIN, a proof-of-concept join order enumerator entirely driven by deep reinforcement learning.

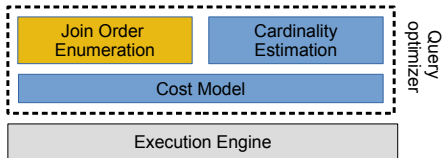


Figure 1: A possible optimizer architecture

Previous works have applied reinforcement learning to index selection [12], parameter tuning [19, 3], cluster sizing [11], adaptive query processing [18], and resource management [8]. To the best of our knowledge, this is the first work to integrate deep reinforcement learning into the plan enumeration process.¹

ReJOIN leverages deep reinforcement learning techniques in order to find low-cost join orderings. In Section 2, we discuss a formalization of the join enumeration problem which allows DRL techniques to be effectively applied. In Section 3, we demonstrate that this simple approach can *outperform Postgres*, both in terms of plan cost and planning overhead. We conclude in Section 4 with a discussion of research problems we plan to further pursue.

2 RL-Based Join Enumeration

Here, we present a proof-of-concept deep reinforcement learning join order enumerator, which we call ReJOIN. ReJOIN takes as input a SQL query and outputs a binary tree representing a join ordering. ReJOIN does not perform index selection, operator selection, predicate fusion, etc. – these tasks are left to other components of the DBMS optimizer. Before introducing our proof-of-concept architecture, we first formalize the join enumeration problem and define terminology necessary for a discussion of reinforcement learning.

Join order enumeration We assume that a join ordering is a binary tree t , in which each leaf node represents a base relation r_i . For example, a possible join tree on the relations r_1 , r_2 , and r_3 is specified

¹The idea of using deep reinforcement learning as part of query optimization was suggested in [22].

by: $(r_1 \bowtie r_2) \bowtie r_3$. Letting the set of all such binary trees be \mathbb{T} , join order enumerators search through a (preferably small) subset $T \subset \mathbb{T}$, selecting the join tree $t \in T$ with the lowest cost, as determined by a cost model C . Many different join order enumerators have been designed – classically, System R [17] uses dynamic programming to find the left-deep join tree with the lowest cost. Postgres [1] searches through join orderings in a bottom-up fashion, greedily selecting pairs of relations with low cost until a tree is built. Searching a larger plan space increases the odds of finding a low-cost plan, at the cost of spending more time on query planning. Join order enumerators thus simultaneously seek to minimize both the size of T (the number of plans enumerated) and the final cost of the chosen plan $t \in T$.

RL terminology Reinforcement learning techniques assume that an *agent* interacts with an *environment* [2]. The environment tells the agent the current state, s_t , and a set of potential actions $A_t = \{a_0, a_1, \dots, a_n\}$ that the agent can take. The agent selects an action $a \in A_t$, and the environment gives the agent a *reward* r_t , with higher rewards being more desirable (and with possible negative rewards), along with a new state s_{t+1} and action set A_{t+1} . Eventually, the agent selects enough actions that it reaches a *terminal state* s_i , where no more actions are available (i.e. $A_i = \emptyset$). A terminal state marks the end of an *episode*, after which a new episode begins. The agent’s goal is to maximize the reward it receives over time, and must learn from its experience (the previous actions, states, and rewards). Agents must additionally balance the *exploration* of new strategies with the *exploitation* of current knowledge.²

2.1 ReJOIN

The architecture of ReJOIN, a proof-of-concept join enumerator, is shown in Figure 2. SQL queries are first *vectorized* into a state vector, which is used to initialize the *environment*. This state vector is fed through a neural network [14], which produces a probability distribution over potential actions. An

²See [2] for a more in-depth overview.

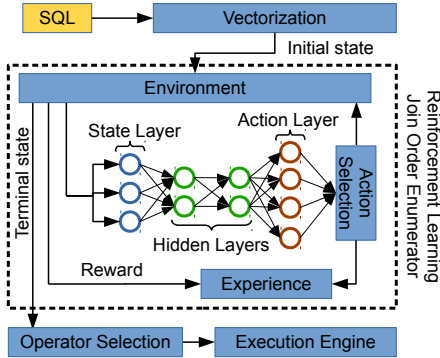


Figure 2: An example network representing a policy

action is selected, and sent back to the environment. The environment evaluates the action and produces (1) a reward, which is recorded in the agent’s *experience*, and (2) a new state, which is again fed into the neural network. Once a terminal state is reached (representing a complete join ordering), the resulting binary tree is dispatched to other components of the DBMS optimizer to perform operator selection, etc. Then, the final physical plan is executed by the DBMS execution engine. Periodically, the agent uses its experience to tweak the weights of the neural network, aiming to earn larger rewards.

We next explain how to model join order selection as a reinforcement learning problem. Each query sent to the optimizer will represent an episode, and our agent will learn over multiple episodes (continuously learning as queries are sent). Each state will represent subtrees of a binary join tree, in addition to information about query predicates (however, since this predicate information does not change during an episode, we will exclude it from our notation). Each action will represent combining two subtrees together into a single tree. The reward given for each action will be zero, except for the action resulting in a terminal state – this final action, which will result in a join tree t , will be given a reward based on the cost assigned by the cost model C to the final execution plan using the join ordering t .

Formally, given a query q accessing relations r_1, r_2, \dots, r_n , we define the initial state of the episode for q as $s_1 = \{r_1, r_2, \dots, r_n\}$. The action set A_i for

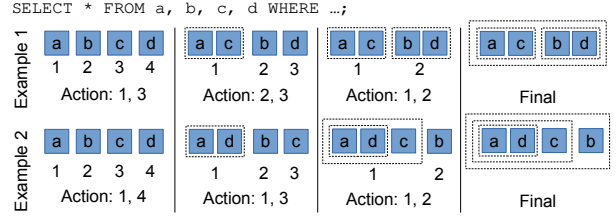


Figure 3: Two possible join order selection episodes

any state is every unique ordered pair of integers from 1 to $|s_i|$, inclusive: $A_i = [1, |s_i|] \times [1, |s_i|]$. The action $(x, y) \in A_i$ represents joining the x th and y th elements of s_i together. Letting these be $s_i[x]$ and $s_i[y]$ respectively, the state s_{i+1} after selecting the action (x, y) is $s_{i+1} = (s_i - \{s_i[x], s_i[y]\}) \cup \{s_i[x] \bowtie s_i[y]\}$. The reward for every non-terminal state is zero, and the reward for an action arriving at a terminal state s_f is the reciprocal of the cost of the join tree t represented by s_f , $\frac{1}{C(t)}$.

Example Figure 3 illustrates two potential episodes for a query involving four relations: a , b , c , and d . In the first example, the initial state is $s_1 = \{a, b, c, d\}$. The action set A_1 contains one element for each ordered pair of relations, e.g. $(1, 4) \in A_1$ represents joining a with d , and $(2, 3) \in A_1$ represents joining b with c . The agent chooses the action $(1, 3)$, representing the choice to join a and c . The next state is $s_2 = \{a \bowtie c, b, d\}$. The agent next chooses the action $(2, 3)$, representing the choice to join b and d . The next state is $s_3 = \{a \bowtie c, b \bowtie d\}$. At this point, the agent has only two possible choices, $A_3 = \{(1, 2), (2, 1)\}$. Supposing that the agent selects the action $(1, 2)$, the next state $s_4 = \{(a \bowtie c) \bowtie (b \bowtie d)\}$ represents a terminal state. At this point, the agent would receive a reward based on the cost model’s evaluation of the final join ordering. The second example in Figure 3 shows another sequence of actions resulting in the join order $((a \bowtie d) \bowtie c) \bowtie b$.

It is straightforward to prove by induction that any binary join tree can be constructed via some sequence of actions, albeit not uniquely (multiple sequences of actions may construct the same tree).

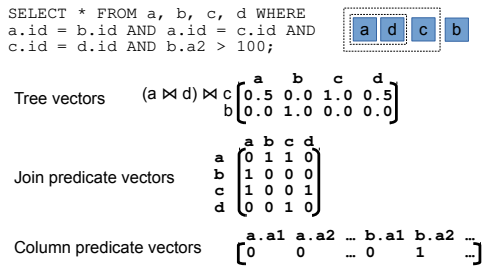


Figure 4: Vectorization of a state

2.1.1 Vectorizing the state and action space

Most off-the-shelf reinforcement learning packages [13] require states to be represented as vectors. Intuitively, since the reinforcement learning algorithm will only see the vector representation of each state, and not the states themselves, we wish to encode a sufficient amount of data about each state into the vectorized representation. Here, we outline a simple vectorization strategy which captures some information about tree structure and join / column predicates. It is by no means an optimal or production-ready vectorization strategy, nor is it intended to be: our goal is to show that reinforcement learning strategies can be effective *even with limited input data*. We represent each state as three vectors: a tree vector, corresponding to the tree structure of each subtree (this changes after every action), and two predicate vectors, corresponding to the join and column predicates (these are fixed for a given episode).

Tree vectors To capture tree structure data, we encode each subtree $x \in s_j$ as a row vector v of size n , where n is the total number of relations in the database. The value v_i is zero if the i th relation is not in x , and equal to $\frac{1}{h(i,x)}$ otherwise, where $h(i,x)$ is the height of the relation r_i in the subtree x (the distance from the root). Figure 4 shows an example tree vector for the state $\{(a \bowtie d) \bowtie c, b\}$. The first row of the tree vector corresponds to $(a \bowtie d) \bowtie c$. The third column of the first row has a value of 1, corresponding to c having a height of 1 in the subtree. The first and last columns of the first row have a value of 0.5, corresponding to a and d having a height of

two.

Join predicate vector To capture critical information about join predicates, we create an $n \times n$ binary symmetric matrix m for each episode. The value $m_{i,j}$ is one if there is a join predicate connecting the i th and the j th relation, and a zero otherwise. This simple representation does not capture complex join predicates (such as inequalities or more advanced functions), but it does capture information about which relations have no predicates between them (the zeros) – if two relations have no connecting predicates, it is very unlikely that joining them together directly is a good idea. Figure 4 shows an example of such a matrix m . The value $m_{2,1} = m_{1,2} = 1$ because of the predicate $a.id = b.id$. The value $m_{2,3} = m_{3,2} = 0$ because there is no join predicate connecting b and c . The diagonal of m is all zeros because there are no self-join predicates.

Column predicate vector The column predicate vector c is a k -dimensional vector, where k is the total number of attributes in the database (the total number of attributes across all relations). The value of c_i is one when the i th attribute has a predicate, and zero otherwise. Again, while this captures no information about the predicate, it does reveal which attributes have no predicates at all. Figure 4 shows an example of such a vector c . The value corresponding with $b.a2$ is one because of the predicate $b.a2 > 100$. All other values are zero, because there are no other column predicates.

Discussion It bears repeating that this is not a production-ready or optimal vectorization strategy. A significant amount of information (predicate values, histograms, etc.) is not included, but this is intentional: our goal is to demonstrate that reinforcement learning approaches can be effective *even with limited input data*. It is worth noting the potential scalability issues with this vectorization scheme, as the size of the join predicate matrix is $O(n^2)$, with n being the total number of relations in the database, and the column predicate vector scaling with $O(k)$, with k being the number of columns in

the database. We are currently investigating more effective and compact vectorization strategies.

2.2 Deep Reinforcement Learning

Reinforcement learning is a rich field spanning multiple decades. Here, we focus on policy gradient methods with deep neural network approximators [15, 16, 9, 23], one particular subset of reinforcement learning. We will provide a high-level overview of the approach – a detailed survey can be found in [2].

Policy gradient reinforcement learning agents select actions by following a parameterized *policy* π_θ , where θ is a vector. The policy π_θ maps a state and an action set to an action (in our context, it picks two join subtrees to combine into a single tree). Formally:

$$\pi_\theta : (s_t, A_t) \rightarrow a_i \in A_t$$

The performance function, or the expected reward that a policy will receive per episode, is denoted $J_\pi(\theta)$. A reinforcement learning agent thus seeks the θ that maximizes $J_\pi(\theta)$, but $J_\pi(\theta)$ is typically not feasible to precisely compute. Policy gradient methods search for such a θ by constructing an estimator E of the *gradient* of the performance function: $E(\theta) \approx \nabla_\theta J_\pi(\theta)$. Given an estimate E , *gradient ascent* methods can be used to tune an initial random θ . Intuitively, these methods work by incrementing θ_i by a small value when the gradient $\nabla_{\theta_i} J_\pi(\theta)$ is positive (the positive gradient indicates that a larger value of θ_i will increase performance), and decrementing θ_i by a small value when the gradient is negative.

Policy gradient deep learning methods represent the policy π_θ as a neural network, where θ is the network weights. This representation enables the efficient differentiation of π_θ (see [14] for an overview). Figure 2 shows an example policy network. A vectorized representation of the current state is fed into the state layer, where each value is transformed and sent to the first hidden layer. The first hidden layer transforms and passes its data to the second hidden layer, which passes data to the action layer. Each neuron in the action layer represents one potential action, and their outputs are normalized to form a probability distribution.

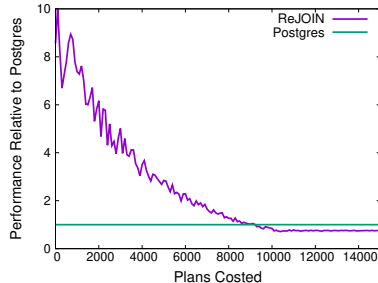


Figure 5: Convergence

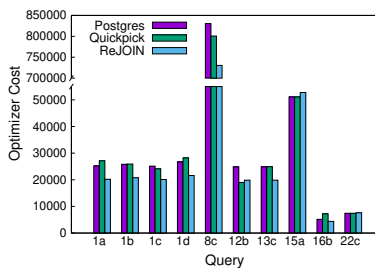
The policy $\pi_\theta(s_i, A_i)$ selects actions by sampling from this probability distribution. Selecting the mode of the distribution instead of sampling from the distribution would represent a *pure exploitation* strategy. Choosing an action uniformly at random would represent a *pure exploration* strategy. By selecting an action based on the resulting probability distribution, exploration and exploitation are balanced [24].

The policy gradient $\nabla_\theta J_\pi(\theta)$ is usually estimated using samples of previous episodes. Each time an episode is complete, the agent has observed one (θ, r) pair, representing the parameters used for that episode and the final reward received. Given a set of experiences over multiple episodes $X = \{(\theta^0, r^0), (\theta^1, r^1), \dots, (\theta^2, r^2)\}$, one possible gradient estimation method is simply linear interpolation. However, state-of-the-art techniques [15, 16, 9, 23] employ more complex estimates.

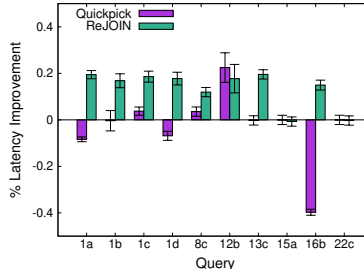
While relatively simple, deep reinforcement learning techniques have demonstrated success in advanced tasks such as playing Atari video games and controlling complex robots [2].

3 Preliminary results

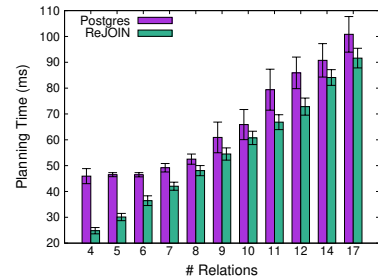
Here, we present some preliminary experimental results for ReJOIN with the goal of showing how the application of deep reinforcement learning techniques to query optimization problems can produce good results.



(a) Plan costs for test queries



(b) Latency for generated plans



(c) Planning time

Figure 6

3.1 Experimental setup

To test ReJOIN, a deep reinforcement learning powered join enumerator, we used the Join Order Benchmark (JOB) [7] queries, a set of 113 queries spanning 33 templates over the freely-available IMDB dataset³ with the open-source Postgres [1] database. Like [7], we indexed all primary and foreign keys for a total database size of 11GB. We ran Postgres on a virtual machine with 4GB of RAM and a maximum Postgres shared buffer pool size of 1GB. The virtual machine had 2 cores, and was running on a server with an Intel Xeon E5-2640v4 CPU.

Our prototype implementation worked by processing a query and building a join ordering with ReJOIN, and then passing that join ordering to Postgres using explicit join clauses. This forces Postgres to accept the generated join ordering.⁴ The Postgres optimizer then selects operators, indexes, etc. before processing the query.

We evaluated several deep reinforcement learning algorithms, including DQN [10], A3C [9], TRPO [15], and Double DQN [20] through the TensorFlow [13] library. After tuning each, we achieved the best results with *Proximal Policy Optimization* (PPO) [16]. All the results reported here use PPO. We used three hidden layers with 128 rectified linear units (ReLU) [4] each.

We evaluate ReJOIN in terms of the Postgres cost model, actual runtime latency, and query planning

³We have created a virtual machine pre-loaded with the dataset: <https://git.io/imdb>

⁴Additionally, the `geqo.threshold` and `join.collapse.limit` variables must be appropriately set.

time. Throughout the experiments, we “held out” all instances of one randomly selected query template (template #1), in addition to six other randomly selected queries for a total of 10 queries. The reinforcement learning agent never trains on these ten queries, and is trained only on the remaining 103 queries.

3.2 Convergence

Reinforcement algorithms start with no information, and thus initially perform very poorly. As the number of observed episodes increases, the performance of the algorithm improves. Figure 5 shows the performance, relative to Postgres, of ReJOIN over time on the training queries. At around 8,000 observed plans, the performance of ReJOIN meets and begins to exceed Postgres. After 10,000 plans, *the average cost of a plan generated by ReJOIN is 80% of the cost of a plan generated by Postgres*. For the held-out test data, performance began to match and exceed Postgres after 9,000 queries. These held-out queries are discussed next.

3.3 Plan cost and latency

To evaluate the trained performance of ReJOIN, we trained the agent for 10,000 episodes (the process took about 3 hours). Then, we evaluated the cost (according to the Postgres cost model) and latency of the join orderings produced by ReJOIN on the ten held-out, never-before-seen queries. To produce a join ordering, we ran the PPO algorithm normally, but did not update the model parameters θ . Additionally, we

did not sample from the action probability distribution, but instead selected the mode of the distribution each time (always picking the most likely action to fully exploit the model’s knowledge). Here, we additionally compare against Quickpick [21], which uses a heuristic to sample 100 semi-random join orderings.

Plan costs We first evaluated the join orderings produced by ReJOIN based on the cost model’s assessment. The costs for the Postgres query optimizer, Quickpick, and ReJOIN on the 10 held-out queries are shown in Figure 6a. On average, *ReJOIN produced join orderings that resulted in query plans that were 20% cheaper than the Postgres optimizer*. In the worst case, ReJOIN produced a cost only 2% higher than the Postgres optimizer (query 15a, an insignificant amount). *This shows that ReJOIN was able to learn a generalizable strategy for the JOB benchmark which outperforms or matches the performance of the Postgres optimizer.*

Query latency Since ReJOIN seeks low-cost join ordering as defined by a cost model, we additionally checked the latency of the resulting plans to ensure that ReJOIN was not “over-fitting” to the cost model, e.g. by taking advantage of cardinality estimation errors. Figure 6b shows the latency of the query plans created by Quickpick and ReJOIN relative to the performance of the plan selected by the Postgres optimizer, measured 10 times with a cold cache. *In every case, the plans produced by ReJOIN’s join ordering outperform or are within error of the plan produced by Postgres.*

3.4 Query planning time

Figure 6c shows the average query planning time for all 113 queries in the JOB benchmark, grouped by the number of relations. Surprisingly, ReJOIN provides faster query planning times than the Postgres join enumerator. This is because the Postgres join enumerator checks a large number of possible join orderings, whereas ReJOIN creates a single ordering. The larger gap between ReJOIN and Postgres with low relation counts is likely due to the high cost of

initializing the Postgres join enumerator, a process that must be repeated for every query. *In our experiments, ReJOIN found plans in 10% to 80% of the time used by the Postgres join enumerator.*

4 Open challenges & ongoing work

Our simple reinforcement learning approach to join enumeration indicates that there is room for advancement in the space of applying deep reinforcement learning algorithms to query optimization problems. Overall, we believe the ReJOIN opens up exciting new research paths, some of which we highlight next.

Latency optimization Cost models depend on cardinality estimates, which are often error-prone. It would be desirable to use the actual latency of an execution plan, as opposed to a cost model’s estimation, as a reward signal. ReJOIN uses the cost model as a proxy for query performance because it enables us to quickly train the algorithm for a large number of episodes – executing query plans, especially the poor ones generated in early episodes, would be overly time-consuming. We are currently investigating techniques [5] to “bootstrap” the learning process by first observing an expert system (e.g., the Postgres query optimizer), mimicking it, and then improving on the mimicked strategy.

End-to-end optimization ReJOIN only handles join order selection, and requires an optimizer to select operators, choose indexes, coalesce predicates, etc. One could begin expanding ReJOIN to handle these concerns by modifying the action space to include operator-level decisions.

References

- [1] PostgreSQL database, <http://www.postgresql.org/>.
- [2] K. Arulkumaran, M. P. Deisenroth, M. Brundage, and A. A. Bharath. A Brief Survey of Deep Reinforcement Learning. *IEEE Signal Processing Magazine*, 34(6):26–38, Nov. 2017.
- [3] S. Duan, V. Thummala, and S. Babu. Tuning Database Configuration Parameters with iTunes. *Proc. VLDB Endow.*, 2(1):1246–1257, Aug. 2009.
- [4] X. Glorot, A. Bordes, and Y. Bengio. Deep Sparse Rectifier Neural Networks. In G. Gordon, D. Dunson, and M. Dudík, editors, *Proceedings of the Fourteenth International Conference on Artificial Intelligence and Statistics*, volume 15 of *PMLR '11*, pages 315–323, Fort Lauderdale, FL, USA, Apr. 2011. PMLR.
- [5] T. Hester, M. Vecerik, O. Pietquin, M. Lanctot, T. Schaul, B. Piot, D. Horgan, J. Quan, A. Sendonaris, G. Dulac-Arnold, I. Osband, J. Agapiou, J. Z. Leibo, and A. Gruslys. Deep Q-learning from Demonstrations. In *Thirty-Second AAAI Conference on Artificial Intelligence*, AAAI '18, New Orleans, Apr. 2017. IEEE.
- [6] A. Lamb, M. Fuller, R. Varadarajan, N. Tran, B. Vandiver, L. Doshi, and C. Bear. The Vertica Analytic Database: C-store 7 Years Later. *Proceedings of the VLDB Endowment*, 5(12):1790–1801, Aug. 2012.
- [7] V. Leis, A. Gubichev, A. Mirchev, P. Boncz, A. Kemper, and T. Neumann. How Good Are Query Optimizers, Really? *Proc. VLDB Endow.*, 9(3):204–215, Nov. 2015.
- [8] R. Marcus and O. Papaemmanouil. Releasing Cloud Databases from the Chains of Performance Prediction Models. In *8th Biennial Conference on Innovative Data Systems Research*, CIDR '17, 2017.
- [9] V. Mnih, A. P. Badia, M. Mirza, A. Graves, T. P. Lillicrap, T. Harley, D. Silver, and K. Kavukcuoglu. Asynchronous Methods for Deep Reinforcement Learning. In *ICML*, ICML '16, 2016.
- [10] V. Mnih, K. Kavukcuoglu, D. Silver, A. A. Rusu, J. Veness, M. G. Bellemare, A. Graves, M. Riedmiller, A. K. Fidjeland, and G. Ostrovski. Human-level control through deep reinforcement learning. *Nature*, 518(7540):529–533, 2015.
- [11] J. Ortiz, B. Lee, and M. Balazinska. PerfEnforce Demonstration: Data Analytics with Performance Guarantees. In *Proceedings of the 2016 International Conference on Management of Data*, SIGMOD '16, pages 2141–2144, San Francisco, California, USA, 2016. ACM.
- [12] A. Pavlo, G. Angulo, J. Arulraj, H. Lin, J. Lin, L. Ma, P. Menon, T. C. Mowry, M. Perron, I. Quah, S. Santurkar, A. Tomasic, S. Toor, D. V. Aken, Z. Wang, Y. Wu, R. Xian, and T. Zhang. Self-Driving Database Management Systems. In *8th Biennial Conference on Innovative Data Systems Research*, CIDR '17, 2017.
- [13] M. Schaarschmidt, A. Kuhnle, and K. Fricke. TensorFlow: A TensorFlow library for applied reinforcement learning. Web page, 2017.
- [14] J. Schmidhuber. Deep learning in neural networks: An overview. *Neural Networks*, 61:85–117, Jan. 2015.

- [15] J. Schulman, S. Levine, P. Moritz, M. I. Jordan, and P. Abbeel. Trust Region Policy Optimization. In *ICML, ICML '15*, 2015.
- [16] J. Schulman, F. Wolski, P. Dhariwal, A. Radford, and O. Klimov. Proximal Policy Optimization Algorithms. *arXiv:1707.06347 [cs]*, July 2017.
- [17] P. G. Selinger, M. M. Astrahan, D. D. Chamberlin, R. A. Lorie, and T. G. Price. Access Path Selection in a Relational Database Management System. In J. Mylopoulos and M. Brodie, editors, *SIGMOD '89, SIGMOD '89*, pages 511–522, San Francisco (CA), 1989. Morgan Kaufmann.
- [18] K. Tzoumas, T. Sellis, and C. Jensen. A Reinforcement Learning Approach for Adaptive Query Processing. Technical Report, 08, June 2008.
- [19] D. Van Aken, A. Pavlo, G. J. Gordon, and B. Zhang. Automatic Database Management System Tuning Through Large-scale Machine Learning. In *Proceedings of the 2017 ACM International Conference on Management of Data, SIGMOD '17*, pages 1009–1024, New York, NY, USA, 2017. ACM.
- [20] H. van Hasselt, A. Guez, and D. Silver. Deep Reinforcement Learning with Double Q-Learning. In *Thirtieth AAAI Conference on Artificial Intelligence, AAAI '16*, Mar. 2016.
- [21] F. Waas and A. Pellenkoft. Join Order Selection (Good Enough Is Easy). In *Advances in Databases, British National Conference on Databases '10*, pages 51–67. Springer, Berlin, Heidelberg, July 2000.
- [22] W. Wang, M. Zhang, G. Chen, H. V. Jagadish, B. C. Ooi, and K.-L. Tan. Database Meets Deep Learning: Challenges and Opportunities. *SIGMOD Rec.*, 45(2):17–22, Sept. 2016.
- [23] Z. Wang, V. Bapst, N. Heess, V. Mnih, R. Munos, K. Kavukcuoglu, and N. de Freitas. Sample Efficient Actor-Critic with Experience Replay. *arXiv:1611.01224 [cs]*, Nov. 2016.
- [24] R. J. Williams. Simple statistical gradient-following algorithms for connectionist reinforcement learning. In *Machine Learning, Machine learning '92*, pages 229–256, 1992.