

On optimal designs for non-regular models

Yi Lin* Ryan Martin† Min Yang*

June 27, 2022

Abstract

Classically, Fisher information is the relevant object in defining optimal experimental designs. However, for models that lack certain regularity conditions, the Fisher information does not exist and, hence, there is no notion of design optimality available in the literature. This article seeks to fill the gap by proposing a so-called *Hellinger information*, which generalizes Fisher information in the sense that the two measures agree in regular problems, but the former also exists for certain types of non-regular problems. We derive a Hellinger information inequality, showing that Hellinger information defines a lower bound on the local minimax risk of estimators. This provides a connection between features of the underlying model—in particular, the design—and the performance of estimators, motivating the use of this new Hellinger information for non-regular optimal design problems. Hellinger optimal designs are derived for several non-regular regression problems, with numerical results empirically demonstrating the improved efficiency of these designs compared to alternatives.

Keywords and phrases: E-optimality; experimental design; Fisher information; Hellinger distance; information inequality.

1 Introduction

Optimal experimental design is a classical problem, with substantial developments recently, in both theory and computation; see, for example, Biedermann et al. (2006), Dror and Steinberg (2006), Biedermann et al. (2009), López-Fidalgo et al. (2007), Dette et al. (2008), Waterhouse et al. (2008), Yang and Stufken (2009, 2012), Dette et al. (2009), Gotwalt et al. (2009), Yang (2010), Biedermann et al. (2011), Dette and Melas (2011), Yu (2011), and Yang et al. (2013). The focus of these developments has been exclusively on regular models that are either exactly normal or enjoy certain normal features asymptotically. This includes various linear, non-linear, and generalized linear models. However, certain non-regular models may be appropriate in practical applications (e.g., Chernozhukov and Hong 2004; Cousineau 2009; Hirose and Lai 1997). In particular, Smith (1994) describes a class of non-regular linear regression models of the form

$$y = x^\top \theta + \varepsilon,$$

*Department of Mathematics, Statistics, and Computer Science, University of Illinois at Chicago. Email: ylin46@uic.edu, myang2@uic.edu

†Department of Statistics, North Carolina State University. Email: rgmarti3@ncsu.edu

where the error ε is non-negative, which amounts to a non-regular model for the response y , given x , since its distribution has θ -dependent support. Such situations are useful if the goal is to model extremes as a function of covariates; for example, in the above display, $x^\top \theta$ might represent the lower bound on remission time when a patient is subjected to treatment settings described by the vector x . To date, there is no literature on the construction of optimal designs for cases like this, and the main goal of this paper is to fill this gap by developing an approach to optimal design in non-regular problems.

Towards formulating a design problem in a non-regular model, the first obstacle is that the familiar Fisher information matrix—the fundamental object in the classical optimal design context—does not exist. To address this difficulty, we provide an alternative measure of information that generalizes Fisher information in the sense that they are equivalent when both exist and, when only the former exists, its properties are similar to those we expect from the latter. Our inspiration comes from recent work on the development of non-informative priors in the Bayesian context, thereby backtracking the path taken by Lindley (1956) and Bernardo (1979) from information in an experiment to non-informative Bayesian priors. In particular, Shemyakin (2014) proposes an alternative to the Fisher information which agrees with Fisher information in regular cases, but is defined more generally. However, there is no theoretical basis for this quantity to be called a “measure of information” except that it agrees with Fisher information in regular cases. That is, there is no connection between Shemyakin’s information matrix and the quality of estimators; there is *no information inequality*. Without a connection to the quality of estimators, this is not a suitable substitute for Fisher information in non-regular problems, at least not for optimal design considerations, so something else is needed.

To address this, we develop an alternative to the Hellinger information measure proposed by Shemyakin (2014). Specifically, we start by looking at the local behavior of the squared Hellinger distance between models P_θ and P_ϑ , for $\vartheta \approx \theta$. In the regular cases, there is a local quadratic approximation to the squared distance and the Hellinger information matrix appears in the approximating quadratic form. In non-regular problems, by definition, the squared Hellinger distance is not locally quadratic, so there is no reason to expect that an “information matrix” can be extracted from this approximation. In fact, not being differentiable in quadratic mean implies that the Hellinger distance is continuous at θ , but not differentiable, so the important features of the local approximation will depend, not just on how close ϑ is to θ , but the direction of departure. From the local Hellinger distance approximation for a given direction, we define a direction-dependent *Hellinger information* and establish a corresponding information inequality that suitably lower-bounds the risk of an arbitrary estimator along that direction. The direction-dependence is removed via profiling, and the result is a locally minimax lower bound on the risk of arbitrary estimators. The lower bound is inversely related to our Hellinger information. Therefore, just like in the familiar case of the Cramér–Rao inequality for regular models, larger Hellinger information means a smaller lower bound and, consequently, better estimation in terms of risk.

The connection between the proposed Hellinger information for non-regular models and the quality of estimators provides a natural path to approach the optimal design problem. In particular, our Hellinger information depends on the design, so we define the optimal design as one that maximizes the Hellinger information. The intuition, just like in the regular case, is that maximizing the information minimizes the lower bound on the

risk, thereby leading to improved estimation. If the model happens to be regular, then our proposed optimal design corresponds to the classical E-optimal design that maximizes the minimum eigenvalue of the Fisher information matrix, so the new approach at least has intuitive appeal. After formally defining the notion of optimal design in this context, we develop some novel theoretical results, in particular, a complete class theorem for symmetric designs in the context of non-regular polynomial regression. This theorem, along with some special cases presented in Propositions 4–5, suggests the potential for a line of developments parallel to that for regular models.

The remainder of the paper is organized as follows. Section 2 sets our notation and briefly reviews the Fisher information and its properties under regularity conditions. We relax those regularity conditions in Section 3 and develop a notion of Hellinger information for certain non-regular models. The main result of the paper, Theorem 1, establishes a connection between this Hellinger information and the quality of estimators, thus paving the way for a framework of optimal designs for non-regular models in Section 4. Some specific non-regular regression models are considered in Section 5, and we derive some analytical optimality results and some numerical demonstrations of the improved efficiency of the optimal designs over other naive designs. Some concluding remarks are given in Section 6; proofs of the main theorems are presented in Appendix A and other proofs are given in the Supplementary Material.

2 Review of information in regular models

The proposed model assumes that the \mathbb{Y} -valued observations Y_1, \dots, Y_n are independent, and the marginal distribution of Y_i is $P_{i,\theta}$, where θ is a fixed and unknown parameter in $\Theta \subseteq \mathbb{R}^d$. For example, $P_{i,\theta}$ might be a distribution that depends on both the parameter θ and a fixed covariate vector x_i . We will further assume that, for each $i = 1, \dots, n$, $P_{i,\theta}$ has a density $p_{i,\theta}$ with respect to a fixed dominating σ -finite measure μ . When the index i is not important, and there is no risk of confusion, we will drop the index and write simply p_θ for the density function with respect to μ .

It is standard to assume that the model is regular in the sense that $\theta \mapsto p_\theta(y)$ is sufficiently smooth for each y , and that θ -derivatives of expectations can be evaluated by interchanging differentiation and integration. For example, under conditions (6.6) in Lehmann and Casella (1998), one can define the $d \times d$ Fisher information matrix $I(\theta)$, whose (k, ℓ) entry is given by

$$E_\theta \left\{ \frac{\partial}{\partial \theta_k} \log p_\theta(Y_i) \cdot \frac{\partial}{\partial \theta_\ell} \log p_\theta(Y_i) \right\}, \quad k, \ell = 1, \dots, d.$$

The Fisher information matrix can be defined in broader generality for families of distributions satisfying a *differentiability in quadratic mean* property (e.g., Pollard 1997; van der Vaart 1998). That is, assume that there exists a function $\dot{\ell}_\theta$, which is typically the gradient $\nabla \log p_\theta$, taking values in \mathbb{R}^d , such that

$$\int (p_{\theta+\varepsilon}^{1/2} - p_\theta^{1/2} - \tfrac{1}{2} \varepsilon^\top \dot{\ell}_\theta p_\theta^{1/2})^2 d\mu = o(\|\varepsilon\|^2), \quad \varepsilon \rightarrow 0.$$

Then the Fisher information matrix exists and is given by the well-known formula $I(\theta) =$

$\int \dot{\ell}_\theta \dot{\ell}_\theta^\top p_\theta d\mu$. If we let $H(P_\theta, P_\vartheta)$ denote the Hellinger distance and define h as

$$h(\theta; \vartheta) \equiv H^2(P_\theta, P_\vartheta) := \int (p_\theta^{1/2} - p_\vartheta^{1/2})^2 d\mu = 2 - 2 \int (p_\theta p_\vartheta)^{1/2} d\mu,$$

then the above condition amounts to h being locally quadratic:

$$h(\theta; \theta + \varepsilon) = \frac{1}{4} \varepsilon^\top I(\theta) \varepsilon + o(\|\varepsilon\|^2).$$

Therefore, we can say that a model is regular if the squared Hellinger distance is locally approximately quadratic, with the Fisher information matrix characterizing that quadratic approximation. This is the description of Fisher information that we will attempt to extend to the non-regular case below.

Recall, also, the well-known fact that Fisher information is additive under independence. That is, if Y_1, \dots, Y_n are independent, with $Y_i \sim p_{i,\theta}$, regular as above for each i , then the Fisher information in the sample of size n satisfies

$$\mathcal{I}_n(\theta) = \sum_{i=1}^n I_i(\theta),$$

where $I_i(\theta)$ is the Fisher information matrix based on $p_{i,\theta}$ alone, as described above. This result has a nice interpretation: larger sample size means more information.

Finally, under differentiability in quadratic mean, one can prove an *information inequality* which states that, for any unbiased estimator $T = T(Y_1, \dots, Y_n)$ of $m(\theta) = E_\theta(T) \in \mathbb{R}$ with finite second moment, the variance is lower-bounded and satisfies

$$V_\theta(T) \geq \dot{m}(\theta)^\top \mathcal{I}_n(\theta)^{-1} \dot{m}(\theta),$$

where $\dot{m}(\theta)$ is the gradient of $m(\theta)$; see Pollard (2005). The information inequality above, and its various extensions, establishes a fundamental connection between the quality of an estimator—in this case, the variance of an unbiased estimator—and the Fisher information matrix. This connection has been essential to the development of optimal design theory and practice since the quality of an estimator can be “optimized” by choosing a design that makes the quadratic form in the lower bound as small as possible, or the Fisher information as large as possible.

The remainder of this paper is concerned with non-regular examples, where the above niceties fail, the most familiar being those like $\text{Unif}(0, \theta)$, where the support depends on the parameter. Since the Fisher information itself is not well-defined in such cases, we must consider an alternative measure of information, one that is more flexible, and we need to establish an extension of the information inequality above for this new measure. The *Hellinger information*, defined in Section 3.1, will meet these criteria and will provide a basis for defining optimal designs in non-regular problems.

3 Information in non-regular models

3.1 Definition and basic properties

To start, we consider the scalar case with $d = 1$. Suppose that there exists a constant $\alpha \in (0, 2]$ such that, for each θ , the ratio $|\varepsilon|^{-\alpha} h(\theta; \theta + \varepsilon)$ has a finite and non-zero limit,

say $J(\theta)$ as $\varepsilon \rightarrow 0$. Then there is a local approximation,

$$h(\theta; \vartheta) = J(\theta)|\theta - \vartheta|^\alpha + o(|\theta - \vartheta|^\alpha), \quad (1)$$

which, in general, is not quadratic. This resembles the local Hölder condition considered in Ibragimov and Hasminskii (1981, Section I.6). We call α the *index of regularity* and $J(\theta)$ the *Hellinger information*. Of course, this covers the regular case, where $\alpha = 2$ and $J(\theta)$ is proportional to the Fisher information. What follows are a few quick examples involving uniform distributions.

- If $P_\theta = \text{Unif}(0, \theta)$, then $\alpha = 1$ and $J(\theta) = \theta^{-1}$.
- If $P_\theta = \text{Unif}(\theta^{-1}, \theta)$, $\theta > 1$, then $\alpha = 1$ and $J(\theta) = (\theta^2 + 1)\{\theta(\theta^2 - 1)\}^{-1}$.
- If $P_\theta = \text{Unif}(\theta; \theta^2)$, $\theta > 1$, then $\alpha = 1$ and $J(\theta) = (2\theta + 1)\{\theta(\theta - 1)\}^{-1}$.

Beyond these simple uniform distributions, a class of non-regular models of particular interest to us here are those based on location shifts of distributions supported on the positive half-line. Smith (1994) considered a class of non-regular distributions which includes shifted gamma, shifted Weibull, etc. Consider a density p_0 given by

$$p_0(y) = \beta f(y)y^{\beta-1}1_{[0,\infty)}(y), \quad (2)$$

where $f(y)$ decays fast enough as $y \rightarrow \infty$ for p_0 to be integrable, and is bounded away from zero and infinity as $y \rightarrow 0$. The next result identifies the regularity index α and the Hellinger information $J(\theta)$ for this class of location parameter problems, with $p_\theta(y) = p_0(y - \theta)$. It shows that the index α need not be an integer and, like the Fisher information, the Hellinger information is constant for location parameters.

Proposition 1. *For p_0 given by (2), suppose that, for any $\Delta > 0$,*

$$\int_\Delta^\infty \left(\frac{d}{dy} \log p_0(y) \right)^2 p_0(y) dy < \infty. \quad (3)$$

If $\beta \in [1, 2)$, then $h(\theta; \theta + \varepsilon) = f(0)|\varepsilon|^\beta + o(|\varepsilon|^\beta)$, as $\varepsilon \rightarrow 0$. Consequently, $\alpha = \beta$ and the Hellinger information is $J(\theta) = f(0)$.

Proof. See Section S.1 in the Supplementary Material. □

Theorem VI.1.1 in Ibragimov and Hasminskii (1981) shows that $h(\theta; \theta + \varepsilon) = O(|\varepsilon|^\alpha)$ as $\varepsilon \rightarrow 0$, but they do not give the constant $f(0)$. The specific result for the shifted gamma model, with $J(\theta) = f(0) = \{\beta\Gamma(\beta)\}^{-1}$, is presented without proof in Shemyakin (2014). Similar results have appeared elsewhere in the literature on non-regular models; our condition (3) is basically the same as Condition C_5 in Woodroffe (1974), which is basically the same as Assumption 9 in Smith (1985).

Turning to the general, non-regular multi-parameter case, where $\Theta \subseteq \mathbb{R}^d$, defining the Hellinger information requires some additional work. In particular, non-regularity implies that the familiar local quadratic approximation of h fails, so we should not expect to have an “information matrix” to describe the local behavior in such cases. In fact, $h(\theta; \vartheta)$ depends locally on the *direction* along which ϑ approaches θ , so there is no “direction-free” summary of the local structure and, hence, no “information matrix.” We can, however, still define an appropriate *Hellinger information*.

Definition 1. Let $\Theta \subseteq \mathbb{R}^d$, for $d \geq 1$, and let u denote a generic direction, a d -vector with $\|u\| = 1$. Suppose there exists $\alpha \in (0, 2]$ such that, for all $\theta \in \Theta$ and all direction u , the following limit exists and is neither 0 nor ∞ :

$$\lim_{\varepsilon \rightarrow 0} \frac{h(\theta; \theta + \varepsilon u)}{|\varepsilon|^\alpha} = J(\theta; u). \quad (4)$$

Then, the following local approximation holds:

$$h(\theta; \theta + \varepsilon u) = J(\theta; u)|\varepsilon|^\alpha + o(|\varepsilon|^\alpha), \quad \varepsilon \rightarrow 0. \quad (5)$$

This defines the *index of regularity* α and the *Hellinger information* $J(\theta; u)$ at θ in the direction of u .

Since the approximation (5) is in terms of $|\varepsilon|$, it follows that $J(\theta; u) = J(\theta; -u)$. Since there is only one direction in the $d = 1$ case, with scalar θ , we drop the u argument entirely and write $J(\theta)$ as described above. It is also worth pointing out that Definition 1 assumes that a single index α suffices to describe the regularity of a model with a d -dimensional parameter. This is appropriate for the kinds of regression models we have in mind here, but can be a limitation in other cases; see Remark 1 below.

Although we are not able to define an “information matrix” in the non-regular case (see Remark 2), when the model is regular, i.e., when $\alpha = 2$, there are still some connections between our Hellinger information and the familiar Fisher information. In particular, $J(\theta; u)$ is a quadratic form involving the Fisher information $I(\theta)$ and the direction u . This gives an alternative explanation of how the regular models admit a separation of the dependence on θ and on the direction u of departure from θ .

Proposition 2. *For a regular model, with $\alpha = 2$, if $I(\theta)$ denotes the $d \times d$ Fisher information matrix, then $J(\theta; u) = \frac{1}{4}u^\top I(\theta)u$.*

Another useful feature of Fisher information that also holds for the Hellinger information is the reparametrization formula—see Proposition 3—which comes in handy for regression problems where the natural parameter is expressed as a function of covariates and another parameter.

3.2 Hellinger information inequality

Returning to our initial setup, Y_1, \dots, Y_n is independent but not necessarily iid, with $Y_i \sim P_{i,\theta}$, $i = 1, \dots, n$, and where $\theta \in \Theta \subseteq \mathbb{R}^d$ is a fixed but unknown parameter. Let $P_\theta^n = P_{1,\theta} \times \dots \times P_{n,\theta}$ denote the joint distribution of Y_1, \dots, Y_n . Motivated by the regression problems considered below, we assume that each $P_{i,\theta}$ has the same index of regularity, $\alpha \in (0, 2]$. Following our intuition from the regular case, define the Hellinger information at θ , in the direction of u , based on the sample of size n , as

$$\mathcal{J}_n(\theta; u) = \sum_{i=1}^n J_i(\theta; u). \quad (6)$$

See Remark 3 for more on this additivity property. Theorem 1 below will establish a suitable connection between $\mathcal{J}_n(\theta; u)$ and the quality of an estimator, and this will provide the necessary foundation for defining optimal design for non-regular models.

Next, suppose the goal is to estimate $\psi(\theta)$, where $\psi : \mathbb{R}^d \rightarrow \mathbb{R}^q$, $q \leq d$, is sufficiently smooth. Let $T_n = T(Y^n)$ be an estimator of $\psi(\theta)$, and measure its quality by the risk

$$R_\psi(T_n, \theta) = E_\theta^n \|T_n - \psi(\theta)\|^2, \quad (7)$$

the q -vector version of mean square error, where expectation, E_θ^n , is with respect to the joint distribution P_θ^n of Y^n . This covers the case where $\psi(\theta) = \theta$ and $q = d$, so that interest is in the full parameter vector θ , the case where $\psi(\theta)$ is a single component of θ and $q = 1$, as well as other intermediate cases. We are now ready for the aforementioned lower bound on the risk in terms of the total Hellinger information.

Theorem 1. *Let $Y^n = (Y_1, \dots, Y_n)$ consist of independent observations with $Y_i \sim P_{i,\theta}$, $i = 1, \dots, n$. Let $\alpha \in (0, 2]$ denote the index of regularity, and $\mathcal{J}_n(\theta; u)$ the corresponding Hellinger information in (6). Let $\psi : \Theta \rightarrow \mathbb{R}^q$ be a differentiable function with non-singular $q \times d$ derivative matrix $D_\psi(\theta)$, and let $T_n = T(Y^n)$ be any estimator of $\psi(\theta)$ with risk in (7). If $\varepsilon_{n,u} = \{3\mathcal{J}_n(\theta; u)\}^{-1/\alpha}$, and*

$$\liminf_{n \rightarrow \infty} n^{-1} \mathcal{J}_n(\theta; u) > 0, \quad (8)$$

then, for all large n ,

$$\inf_{T_n} \sup_{\vartheta \in B_n(\theta)} R_\psi(T_n, \vartheta) \gtrsim \left\{ \inf_u \|D_\psi(\theta) u\|^{-\alpha} \mathcal{J}_n(\theta; u) \right\}^{-2/\alpha}, \quad (9)$$

where $B_n(\theta)$ is the region whose boundary is determined by the union of $\{\theta + \varepsilon_{n,u}u\}$ over all directions u .

Proof. See Appendix A.1. □

Two very brief comments: first, the universal constant hidden in “ \gtrsim ” is known and given in the proof; second, there is nothing special about “3” in the definition of $\varepsilon_{n,u}$, any number strictly greater than 2 would suffice.

Some additional comments about the interpretation of Theorem 1 are in order. First, the reason for taking supremum over a small “neighborhood” of θ is that a lucky choice of $T_n \equiv \theta$ has excellent performance at θ , but not such good performance at a nearby ϑ . The theorem essentially says that, if one looks at a locally uniform measure of risk, which prevents “cheating” towards a particular θ , then one cannot do better, in terms of risk, than the lower bound in (9). The classical Cramér–Rao lower bound uses unbiasedness of the estimator to prevent this kind of cheating.

To assess the sharpness of the bound in (9) when regularity conditions do not apply, consider the case where $q = 1$, so that $\psi(\theta)$ is a scalar function. For the rate, if we consider the identically independently distributed case, so that $\mathcal{J}_n(\theta; u) = nJ_1(\theta; u)$, it follows that the lower bound is of order $n^{-2/\alpha}$, which agrees with the known minimax rate for estimators in non-regular models (Ibragimov and Hasminskii 1981, Sec. I.5). Therefore, the bound cannot be improved in terms of how it depends on the sample size. To assess the quality of the lower bound in terms of its dependence on θ , if the observations come from $\text{Unif}(0, \theta)$, which has $\alpha = 1$ and $J(\theta) = \theta^{-1}$, the maximum likelihood estimator is the sample maximum, and its mean square error is given by

$$\frac{\theta^2 n}{(n+1)^2(n+2)} + \left(\frac{\theta n}{n+1} - \theta \right)^2.$$

Asymptotically, this expression is proportional to $\theta^2 n^{-2}$, which agrees with our lower bound. Therefore, up to universal constants, the bound in Theorem 1 is sharp. But the question of whether a particular estimator can attain the bound exactly, or asymptotically, apparently needs to be addressed case-by-case; see Remark 4.

It is worth stating the special case where $\alpha = 2$ as a corollary to Theorem 1. This reveals some connection to the classical Cramér–Rao bound, even though we do not have access to an information matrix, and demonstrates the generality of our result.

Corollary 1. *When $\alpha = 2$, if $\psi : \Theta \rightarrow \mathbb{R}^q$ has $q \times d$ derivative matrix $D_\psi(\theta)$ of rank $q \leq d$, and $\mathcal{I}_n(\theta)$ is the positive definite $d \times d$ Fisher information matrix, then the lower bound in (9) is proportional to*

$$\lambda_{\max}\{D_\psi(\theta)\mathcal{I}_n(\theta)^{-1}D_\psi(\theta)^\top\},$$

where $\lambda_{\max}(A)$ denotes the maximal eigenvalue of a matrix A .

Proof. See Section S.2 in the Supplementary Material. □

For comparison to the classical setting, take $\psi(\theta) = \theta$. Then, the expression in the above display simplifies to

$$\lambda_{\max}\{\mathcal{I}_n(\theta)^{-1}\} = \lambda_{\min}^{-1}\{\mathcal{I}_n(\theta)\}. \quad (10)$$

Wanting the information matrix to have minimal eigenvalue as large as possible is a familiar concept in the classical optimal design theory; see Section 4.

3.3 Technical remarks

Remark 1. Note that Definition 1 does not allow α to depend on u , so each component of θ , treated individually, must have the same index of regularity. To better understand this, consider an exponential distribution with location and rate parameters θ_1 and θ_2 , respectively. If θ_1 was fixed and only θ_2 was unknown, then the above definition would hold with $\alpha = 2$. Similarly, if θ_2 was fixed and only θ_1 was unknown, then it holds with $\alpha = 1$. However, if both θ_1 and θ_2 are unknown, then the model does not satisfy the conditions of Definition 1. To see this, consider two unit vectors $u = (1, 0)$ and $u' = (0, 1)$. If $\alpha = 1$, then $J(\theta; u)$ is in $(0, \infty)$ but $J(\theta; u')$ is zero, which is not allowed; likewise, if $\alpha = 2$, then $J(\theta; u')$ is in $(0, \infty)$ but $J(\theta; u)$ is infinite, which is also not allowed. Therefore, the above definition cannot accommodate situations where the components of θ , treated individually, would have different regularity indices. The design applications we have in mind in this paper fit naturally within this setting, where all components have the same regularity; the more general case will be considered elsewhere.

Remark 2. Shemyakin (2014, Sec. 5) defines a so-called “Hellinger information matrix” for non-regular problems, which seems to contradict our above claim that no such matrix is available. This is not a contradiction, however, because Shemyakin’s definition is ad hoc, chosen only so that it agrees with the Fisher information in regular cases. Specifically, Shemyakin’s matrix has no connection to a local approximation of h^2 and no associated information inequality like our Theorem 1. Since our goal is developing an optimal design framework, a connection to the quality of estimators is essential, and since Shemyakin’s information matrix does not have this, we need something different.

Remark 3. Under the independent but not necessarily iid model, we defined the Hellinger information in the sample as $\mathcal{J}_n(\theta; u) = \sum_{i=1}^n J_i(\theta; u)$, a sum of the Hellinger informations in the individual models. This, however, was a choice we made, both for simplicity and for consistency with the regular case. As the proof of Theorem 1 reveals, a local expansion of the Hellinger distance between joint distributions has a leading coefficient that is *upper-bounded* by our sum $\mathcal{J}_n(\theta; u)$. So, in principle, a better bound in Theorem 1 is available based on this coefficient attached to the joint distribution. However, the simplicity and intuition afforded to an additive measure of information are worth a slightly smaller lower bound, especially since, as we described above, the only possible improvements to the bound seem to be in terms of the constants.

Remark 4. An important unanswered question in the above theory is if there are any estimators that are efficient in the sense that they attain the lower bound in Theorem 1 in some generality. We showed, in the simple iid $\text{Unif}(0, \theta)$ example above that the bound is asymptotically attained, up to universal constants, by the sample maximum, the MLE. General results about the rate of convergence in non-regular models are consistent with our lower bound, but, to our knowledge, more precise results concerning the asymptotic behavior of estimators in non-regular problems is limited to certain special cases. Our work here provides some motivation for further investigation of these asymptotic properties. Not having an estimator that attains the lower bound complicates our attempts to demonstrate the efficiency gains of our proposed optimal designs in Section 4, but a quality estimator is available in the applications we have in mind; see Section 5.3.

Remark 5. The previous two subsections, as well as the remarks above, establish some important properties and insights concerning our proposed Hellinger information. A difficulty that has not yet been addressed is the dependence of $\mathcal{J}_n(\theta; u)$ on the arbitrary direction u . However, the lower bound in (9) is free of a direction, so it makes sense to formulate a *direction-free* Hellinger information based on that. For a non-regular model as formulated above, with index of regularity $\alpha \in (0, 2]$, we set the direction-free Hellinger information at θ , for interest parameter $\psi(\theta)$, as

$$\mathcal{J}_n^\psi(\theta) = \inf_u \{ \|D_\psi(\theta) u\|^{-\alpha} \mathcal{J}_n(\theta; u) \}. \quad (11)$$

In the special case where $\psi(\theta) = \theta$, this simplifies to

$$\mathcal{J}_n(\theta) = \inf_u \mathcal{J}_n(\theta; u). \quad (12)$$

Moreover, in the regular case with $\alpha = 2$, it follows from Corollary 1 and, in particular, (10), that $\mathcal{J}_n(\theta)$ above is (proportional to) the smallest eigenvalue of the Fisher information. Therefore, definition (11) seems very reasonable; see, also, Section 4.

4 Optimal designs for non-regular models

4.1 Definition

The previous section built up a framework of information, based on a local approximation of the squared Hellinger distance, suitable for non-regular problems where Fisher information does not exist. Our motivation for building such a framework was to address the

problem of optimal experimental designs in cases where the underlying statistical model is non-regular. This section defines what we mean by an optimal design for non-regular models, and provides some additional details about the Hellinger information that are particularly relevant to the design problem.

We start here with a slightly different setup than in the previous section, but quickly connect it back to the preceding. Let Y_1, \dots, Y_n be independent observations, where Y_i has density function q_{η_i} , for $i = 1, \dots, n$. That is, each Y_i has its own parameter η_i , which we will assume is real-valued for our purposes. Then the design problem proceeds by expressing the unit-specific parameter η_i as a given function $g(x_i, \theta)$ of a common parameter $\theta \in \mathbb{R}^d$ and a vector of unit-specific covariates; here, of course, the covariates are constants that the investigator is able to set in any way he/she pleases, but preferably in a way that is “optimal” in some sense. By linking each η_i to a common θ , we obtain the setup from previous sections, i.e., $Y_i \sim p_{i,\theta}$, independent, for $i = 1, \dots, n$.

The next result, stated in the context of $n = 1$, parallels a familiar one in the regular case for Fisher information. It aids in computing the Hellinger information under a reparametrization like the one described above.

Proposition 3. *Let q_η be a density function depending on a scalar parameter η , and suppose that the index of regularity is $\alpha \in (0, 2]$ and the Hellinger information is $\tilde{J}(\eta)$. Define a new density p_θ , for $\theta \in \Theta \subseteq \mathbb{R}^d$, as $q_{g(\theta)}$ where $g : \Theta \rightarrow \mathbb{R}$ is a smooth function with non-vanishing gradient \dot{g} . Then p_θ also has index of regularity α , and the corresponding Hellinger information at θ , in the direction of u , is*

$$J(\theta; u) = |\dot{g}(\theta)^\top u|^\alpha \tilde{J}(g(\theta)).$$

Proof. See Section S.3 in the Supplementary Material. □

From the general theory in Section 3, if Y_1, \dots, Y_n are independent, then under the assumptions in Proposition 3, i.e., $Y_i \sim p_{i,\theta} = q_{g_i(\theta)}$, the Hellinger information at θ , in direction of u , is

$$\mathcal{J}_n(\theta; u) = \sum_{i=1}^n |\dot{g}_i(\theta)^\top u|^\alpha \tilde{J}(g_i(\theta)).$$

For the special case where $g_i(\theta) = g(x_i, \theta)$ for covariates x_i , it is clear that $\mathcal{J}_n(\theta; u)$ depends on x_1, \dots, x_n . That the Hellinger information depends on the covariates is what makes an optimal design theory possible.

In what follows, we focus exclusively on the case of $\psi(\theta) = \theta$, and the direction-free definition of Hellinger distance in (12), though this is only for simplicity. The same derivations can be carried out with any specific interest parameter $\psi(\theta)$ in mind.

Following the now-standard approximate design theory put forth by Kiefer (1974), let ξ denote a discrete probability measure defined on the design space—the space where the covariates x_i live—with at most m distinct atoms, representing the design itself. That is, the atoms of ξ represent the specific design points, and the probabilities correspond to the weights (more details below). Next, with a slight abuse of our previous notation, we write $\mathcal{J}_\xi(\theta; u)$ to indicate that the Hellinger information in the direction u depends on the design ξ through the specific covariate values. For example, given design $\xi = \{(w_i, x_i), i = 1, \dots, m\}$, then $\mathcal{J}_\xi(\theta; u) = \sum_{i=1}^m w_i J_i(\theta; u)$, where $J_i(\theta; u)$ is the Hellinger

information in the direction u based on one observation taken at location x_i . Following Remark 5, in particular (12), Hellinger information based on design ξ is defined as

$$\mathcal{J}_\xi(\theta) = \inf_u \mathcal{J}_\xi(\theta; u).$$

Naturally, the optimal design under this setup would be defined as the one that maximizes this measure of information.

Definition 2. Under the non-regular model setup presented above, the optimal design ξ^* is one which maximizes the Hellinger information, i.e.,

$$\xi^* = \arg \max_{\xi} \mathcal{J}_\xi(\theta).$$

For comparison to the classical theory for regular models, according to (10), the optimal design above corresponds to the E-optimal design, the one that maximizes the minimum eigenvalue of the Fisher information matrix. We postpone our comments about the connection (or lack thereof) between our optimal design setup and other classical notions such as A- and D-optimality to Section 6.

Definition 2 formulates a new class of optimal design problems, deserving further attention. As discussed briefly in Section 1, there is now a substantial literature on theory and computation related to the optimal design problem in regular cases, and we hope that this paper stimulates a parallel line of work with similar developments for non-regular cases. The following gives some first results along these lines.

4.2 Polynomial models and a complete class result

Motivated by the setup in Smith (1994), we consider a non-regular model of the form

$$y_i = g(x_i, \theta) + \varepsilon_i, \quad i = 1, \dots, n,$$

where g is a given function and ε_i are iid with density p_0 given in (2), and with shape parameter $\beta \in [1, 2]$. We will also consider the case of a real-valued x_i and a degree- p polynomial regression function, i.e., $g(x_i, \theta) = \theta_0 + \sum_{k=1}^p \theta_k x_i^k$, so that $d = p + 1$. As is customary (e.g., Koenker and Hallock 2001), we will insist that the design points be centered at the origin, which puts a constraint on the design itself. In particular, we will consider the space of designs ξ given by

$$\Xi = \{\xi = (w_k, x_k) : \sum_k w_k x_k = 0, x_k \in [-A, A]\},$$

i.e., designs on $[-A, A]$ that are “balanced” in the sense that the mean x value is 0, where $A > 0$ is fixed and known.

The following result shows that a certain class of symmetric designs forms a complete class, that the maximum information over symmetric designs is the same as that over the larger class of balanced designs above. This implies that the search for an optimal design can be simplified by restricting it to the smaller class of symmetric designs.

Theorem 2. *Let $\Xi_{\text{sym}} \subset \Xi$ denote the set of all balanced designs that are also symmetric in the sense that if x is a design point, then it assigns equal weight to both x and $-x$. Then Ξ_{sym} forms a complete class in the sense that*

$$\max_{\xi \in \Xi_{\text{sym}}} \mathcal{J}_\xi(\theta) = \max_{\xi \in \Xi} \mathcal{J}_\xi(\theta).$$

Proof. See Appendix A.2. □

The next section applies this general complete class result to identify optimal designs in some special cases of the non-regular polynomial regression model above. The two results, Propositions 4 and 5, suggest that there is a de la Garza phenomenon (e.g., de la Garza 1954) in the non-regular case as well, which would be an interesting theoretical topic to pursue in future work.

5 Optimal designs in special cases

5.1 Linear model

For the linear model case, where $g(x, \theta) = \theta_0 + \theta_1 x$, we have some strong intuition from the regular case as to what the optimal design might be. It turns out that the same result holds in the non-regular case as well.

Proposition 4. *The optimal design ξ^* , according to Definition 2, for the non-regular linear regression model is the symmetric two-point design with weight $\frac{1}{2}$ on $x = \pm A$.*

Proof. See Section S.4 in the Supplementary Material. □

5.2 Quadratic model

Here, consider a quadratic case where $g(x, \theta) = \theta_0 + \theta_1 x + \theta_2 x^2$. Here we restrict our attention to the case where the errors ε_i in the model are exponential, $\alpha = 1$.

Proposition 5. *For the quadratic model, with $\alpha = 1$ and the balanced design constraint, the optimal design ξ^* , according to Definition 2, is one with three distinct points $\{-A, 0, A\}$ with respective weights $\{\frac{1-\pi}{2}, \pi, \frac{1-\pi}{2}\}$ for some $\pi \in [0, 1]$.*

Proof. See Section S.5 in the Supplementary Material. □

Although the proof of Proposition 5 holds only for the $\alpha = 1$ case, we have no reason to think that the result does not also hold for $\alpha \in (1, 2)$. In fact, the numerical results in Figure 3(b) support this conjecture. The practical importance is that it simplifies the search over Ξ_{sym} to a search over the scalar $\pi \in [0, 1]$. The weight at point $\{0\}$ of the optimal design—or the *likely* optimal design for the case of $\alpha \in (1, 2)$ —depends on the value of A and α . Based on Proposition 5 and the definition of Hellinger information, the optimal weight can be obtained by solving the following optimization problem:

$$\pi_A(\alpha) = \arg \max_{\pi \in [0, 1]} \left[\min_{\|u\|=1} \left\{ \pi |u_1|^\alpha + \frac{1-\pi}{2} (|u_1 + Au_2 + A^2 u_3|^\alpha + |u_1 - Au_2 + A^2 u_3|^\alpha) \right\} \right].$$

This search for the optimal weight, $\pi_A(\alpha)$, along with that over u on the surface of the unit sphere in \mathbb{R}^3 , can be handled numerically. Figure 1 shows $\pi_A(\alpha)$ as a function of α for several values of A . In particular, we see that the (likely) optimal designs put more weight on 0 as either α or A increases.

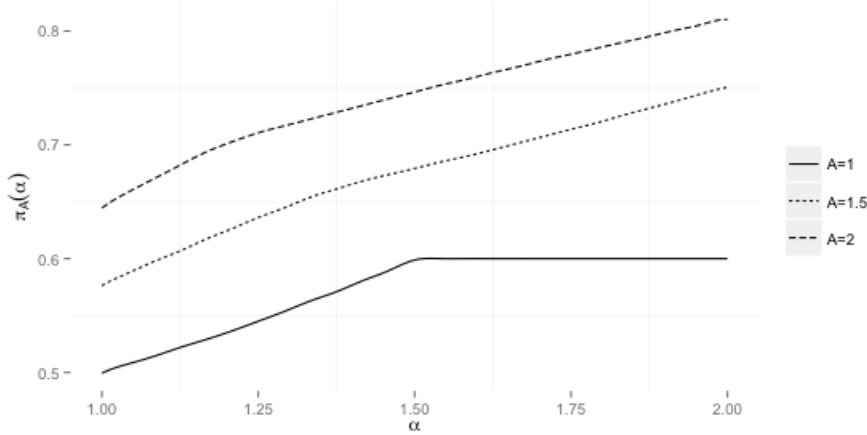


Figure 1: Optimal weight $\pi_A(\alpha)$ as a function of α for several A values.

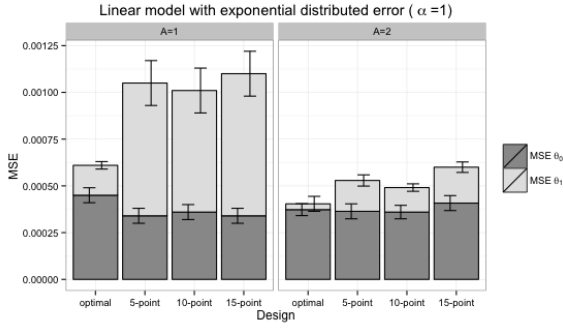
5.3 Numerical results

Here we show some numerical results to demonstrate the efficiency gain in using the proposed optimal designs over other reasonable designs. One complication is that there currently are no results available on estimators that are efficient in the sense that their risk attains the lower bound in Theorem 1. Consequently, we are currently unable to guarantee that minimizing this lower bound will result in improved estimation for any *given* estimator. But we do have a reasonable estimator, described next, and the results below do indicate that the design that minimizes the lower bound in Theorem 1 does indeed result in improved efficiency for this particular estimation.

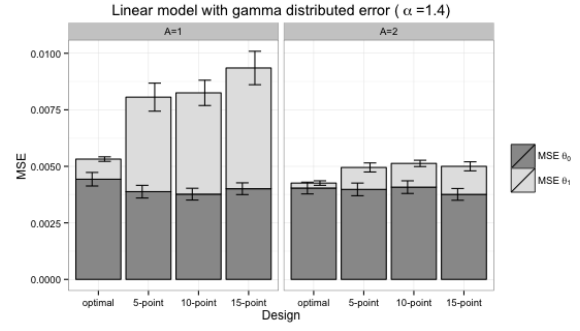
For the class of non-regular polynomial regression problems in consideration here, Smith (1994) proposed an estimator based on solving a following linear programming problem, in particular, choosing $(\theta_0, \dots, \theta_p)$ such that θ_0 is maximized subject to the condition that $y_i \geq \sum_{k=1}^p \theta_k x_i^k$ for each $i = 1, \dots, n$. This estimator can be computed using, say, the `quantreg` package in R (Koenker 2013). Furthermore, Smith (1994) argued that this estimator is superior to the MLE in general, and also that it has a $O(n^{-1/\alpha})$ convergence rate, which matches the one given by the lower bound in (9). For these reasons, we think comparisons of designs based on this estimator ought to be informative.

Figures 2 and 3 present simulation results on the quality of estimation for the Hellinger optimal design versus three alternative designs, namely, 5-, 10-, and 15-point uniform designs, for the non-regular linear and quadratic models, respectively. The study proceeds as follows. For each design space $[-A, A]$ and candidate design, the n -vector y is simulated from the corresponding model, with the specified value of α and θ , and then Smith's estimator $\hat{\theta}$ is computed. Repeat this process 1000 times and compute the Monte Carlo estimate of the risk $R(\hat{\theta}, \theta)$ as usual. This risk is the sum of mean square errors for each component of the parameter vector, and Figures 2 and 3 show this breakdown, along with error bars for comparisons.

Figure 2 shows that, under different regularity conditions, optimal design of the non-regular linear model from Proposition 4 is superior in terms of risk. In particular, it is significantly better in the estimation of slope parameter θ_1 , whereas no design performs significantly better than others in the estimation of the intercept parameter. The results

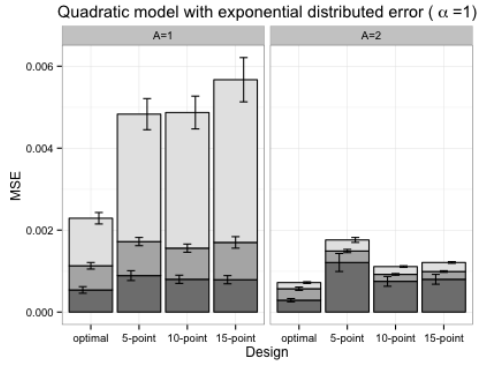


(a) $\alpha = 1$ and $A \in \{1, 2\}$

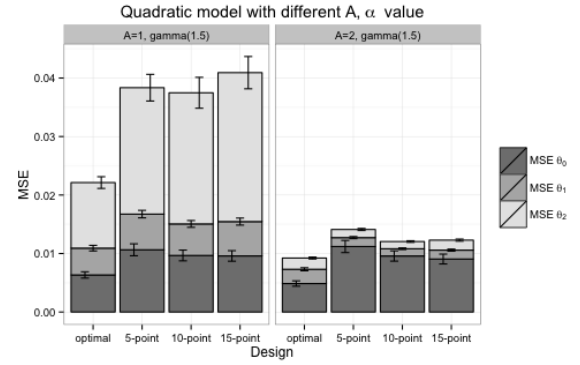


(b) $\alpha = 1.4$ and $A \in \{1, 2\}$

Figure 2: Comparison of designs for non-regular linear model, based on $n = 120$ and $\theta = (6, 0.5)$.



(a) $\alpha = 1$ and $A \in \{1, 2\}$



(b) $\alpha = 1.5$ and $A \in \{1, 2\}$

Figure 3: Comparison of designs for non-regular quadratic model, based on $n = 80$ and $\theta = (2, 4, 0.8)$.

presented in Figure 3(a) are consistent with Proposition 5, which concerns those cases for which error follows exponential distribution. Again, optimal design performs significantly better than others. Similarly, Figure 3(b) supports our intuition that Proposition 5 can be extended to cases in which $\alpha > 1$.

6 Conclusion

This paper aims to establish a framework for optimal design in the context of non-regular models where the Fisher information matrix does not exist. Towards this goal, we defined an alternative measure of information, based on a local approximation of the squared Hellinger distance between models, suitable for non-regular problems. The proposed Hellinger information has some close connection to the Fisher information when both exist and, more generally, the former has many of the familiar properties of the latter. In particular, in Theorem 1 we establish a parallel to the classical Cramér–Rao inequality which connects our proposed Hellinger information measure to the quality of estimators.

This naturally leads to a notion of optimal designs in non-regular problems, i.e., the “optimal design” is one that minimizes the lower bound in Theorem 1.

The proposed optimal design framework introduces a new class of optimization problems to solve, what we have considered here is only the tip of the iceberg. However, the tools currently available in the optimal design literature for regular problems are expected to be useful here. For example, in a particular non-regular polynomial regression setting, we establish a complete class theorem to simplify the numerical and/or analytical search for a particular optimal design, and we apply this general result in the linear and quadratic cases. Developing the theory and computational methods to handle more complex non-linear and non-regular models, as well as identifying estimators that attain the lower bound (9), would be very interesting topics for future investigation.

Aside from creating a new class of design problems to be investigated, the developments here also shed light on how much our current understanding of design problems depends on the regularity of the models being considered. That is, beyond its value in helping us tackle specific cases in which regularity conditions do not apply, the study of non-regular problems also deepens our understanding of regularity itself and how it affects optimal design. For example, questions about the type of optimality criterion to consider—A-optimal versus D-optimal, etc.—only appear to be relevant for those cases where the Fisher information matrix is exactly or approximately related to the dispersion matrix of an estimator, which is apparently only for regular cases. While this paper provides some important insights about non-regular models and corresponding optimal design problems, there is still much more to be done.

A Proofs of theorems

A.1 Proof of Theorem 1

A key to the proof of Theorem 1 is to make a connection between the Hellinger distance and the risk of an estimator. This first step is based, in part, on the analysis in Section I.6 of Ibragimov and Hasminskii (1981), although our setup and conclusions are more general in certain ways. We summarize this first step in the following lemma, proved in Appendix B.

Lemma 1. *For data $Y \in \mathbb{Y}$, consider a model P_θ , with μ -density p_θ , indexed by a parameter $\theta \in \Theta \subseteq \mathbb{R}^d$. Let $\psi = \psi(\theta)$ be the interest parameter, where $\psi : \mathbb{R}^d \rightarrow \mathbb{R}^q$. For an estimator $T = T(Y)$ of ψ , the risk function $R_\psi(T, \theta)$ for the estimator T satisfies*

$$R_\psi(T, \theta) + R_\psi(T, \vartheta) \geq \min \left\{ \frac{1 - h(\theta; \vartheta)}{4h(\theta; \vartheta)}, \frac{1}{16} \right\} \|\psi(\theta) - \psi(\vartheta)\|^2.$$

For the proof of Theorem 1, start with the squared Hellinger distance between joint distributions P_θ^n and P_ϑ^n , given by

$$h^n(\theta; \vartheta) := H^2(P_\theta^n, P_\vartheta^n) = 2 \left[1 - \prod_{i=1}^n \left\{ 1 - \frac{h_i(\theta; \vartheta)}{2} \right\} \right],$$

where $h_i(\theta; \vartheta) = H^2(P_{i,\theta}, P_{i,\vartheta})$ is the squared Hellinger distance between individual components. If θ and ϑ are sufficiently close, in the sense that $h_i(\theta; \vartheta) \leq 1$ for each

$i = 1, \dots, n$, then, given the following inequalities,

$$1 - x \leq -\log x \quad \text{and} \quad -\log(1 - x) \leq 2x, \quad x \in [0, 1/2],$$

it follows that

$$h^n(\theta; \vartheta) \leq -2 \sum_{i=1}^n \log \left\{ 1 - \frac{h_i(\theta; \vartheta)}{2} \right\} \leq 2 \sum_{i=1}^n h_i(\theta; \vartheta). \quad (13)$$

According to our assumption about local expansion of the individual h_i 's, if $\vartheta = \theta + \varepsilon u$ for a unit vector u , then

$$h^n(\theta; \theta + \varepsilon u) \leq 2\mathcal{J}_n(\theta; u) \varepsilon^\alpha + o(n\varepsilon^\alpha), \quad \varepsilon \rightarrow 0.$$

When we take ε equal to $\varepsilon_{n,u} = \{3\mathcal{J}_n(\theta; u)\}^{-1/\alpha}$, then we get

$$h^n(\theta; \theta + \varepsilon_{n,u} u) \leq \frac{2}{3} + o(1), \quad n \rightarrow \infty,$$

where the latter “ $o(1)$ ” conclusion is justified by the assumption (8) about the rate of information accumulation. Therefore, for large enough n , with $\vartheta_{n,u} = \theta + \varepsilon_{n,u} u$, $h^n(\theta; \vartheta_{n,u}) \leq \frac{3}{4}$, it follows from the above lemma that

$$R_\psi(T_n, \theta) + R_\psi(T_n, \vartheta_{n,u}) \geq \frac{1}{16} \|\psi(\theta) - \psi(\vartheta_{n,u})\|^2.$$

Since ψ is differentiable, there is a Taylor approximation at θ :

$$\psi(\theta) - \psi(\vartheta_{n,u}) = D_\psi(\theta)(\theta - \vartheta_{n,u}) + o(\|\theta - \vartheta_{n,u}\|),$$

where the latter little-oh means a q -vector whose entries are all of that magnitude. Plugging in the definition of $\vartheta_{n,u}$ gives

$$\psi(\theta) - \psi(\theta + \varepsilon_{n,u} u) = -\varepsilon_{n,u} D_\psi(\theta) u + o(\varepsilon_{n,u}), \quad n \rightarrow \infty,$$

and, hence,

$$\|\psi(\theta) - \psi(\theta + \varepsilon_{n,u} u)\|^2 = \varepsilon_{n,u}^2 \|D_\psi(\theta) u + o(1)\|^2 \geq \frac{1}{2} \varepsilon_{n,u}^2 \|D_\psi(\theta)\|^2.$$

Plugging in the definition of $\varepsilon_{n,u}$ establishes that

$$R_\psi(T_n, \theta + \varepsilon_{n,u} u) + R_\psi(T_n, \theta) \gtrsim \|D_\psi(\theta) u\|^2 \mathcal{J}_n(\theta; u)^{-2/\alpha}.$$

Also, the constant attached to the lower bound is $\frac{1}{32} 3^{-2/\alpha}$. Finally, the claim (9) follows from the above display and the general fact that, for a function f defined on a set A , $f(y_1) + f(y_2)$ is smaller than $2 \sup_A f(y)$.

A.2 Proof of Theorem 2

Take any fixed design $\xi = \{(w_m, x_m) : m = 1, \dots, M\}$, and define a function

$$L(u; x) = \mathcal{J}_\xi(\theta; u) = \sum_{m=1}^M w_m \left| \sum_{k=0}^p x_m^k u_{k+1} \right|^\alpha.$$

The L function does not depend on θ because it is based on the information in a location parameter problem, but it does depend implicitly on the w component of the design ξ . From the trivial identity,

$$a x_m^k = a (-1)^k (-x_m)^k, \quad \text{any } a \in \mathbb{R}, \text{ any } m, \text{ and any } k,$$

it follows immediately that $L(u; x) = L(v; -x)$, for any unit vector $u \in \mathbb{R}^{p+1}$, where $v_{k+1} = (-1)^k u_{k+1}$, $k = 0, \dots, p$. Since this new vector v is also a unit vector, we have

$$\min_u L(u; x) = \min_v L(v; -x).$$

This implies that the reflected design ξ' —the one that replaces the original x_m in ξ with $-x_m$, but keeps the same weights—satisfies

$$\mathcal{J}_\xi(\theta) = \mathcal{J}_{\xi'}(\theta).$$

Define the mixture design $\xi^\dagger = \frac{1}{2}\xi + \frac{1}{2}\xi'$, which is symmetric by construction, and note that the information satisfies

$$\begin{aligned} \mathcal{J}_{\xi^\dagger}(\theta) &= \min_u \left\{ \frac{1}{2} \mathcal{J}_\xi(\theta; u) + \frac{1}{2} \mathcal{J}_{\xi'}(\theta; u) \right\} \\ &\geq \frac{1}{2} \min_u \mathcal{J}_\xi(\theta; u) + \frac{1}{2} \min_u \mathcal{J}_{\xi'}(\theta; u). \end{aligned}$$

We showed above that the two terms in the lower bound are equal and, consequently,

$$\mathcal{J}_{\xi^\dagger}(\theta) \geq \mathcal{J}_\xi(\theta).$$

Therefore, for any design ξ there exists a symmetric design with Hellinger information at least as big, hence, symmetric designs forms a complete class.

References

- Bernardo, J.-M. (1979). Reference posterior distributions for Bayesian inference. *J. Roy. Statist. Soc. Ser. B*, 41(2):113–147. With discussion.
- Biedermann, S., Dette, H., and Hoffmann, P. (2009). Constrained optimal discrimination designs for fourier regression models. *Annals of the Institute of Statistical Mathematics*, 61(1):143–157.
- Biedermann, S., Dette, H., and Woods, D. C. (2011). Optimal design for additive partially nonlinear models. *Biometrika*, pages 449–458.
- Biedermann, S., Dette, H., and Zhu, W. (2006). Optimal designs for dose–response models with restricted design spaces. *Journal of the American Statistical Association*, 101(474):747–759.
- Chernozhukov, V. and Hong, H. (2004). Likelihood estimation and inference in a class of nonregular econometric models. *Econometrica*, 72(5):1445–1480.

- Cousineau, D. (2009). Fitting the three-parameter Weibull distribution: Review and evaluation of existing and new methods. *IEEE Transactions on Dielectrics and Electrical Insulation*, 16(1):281–288.
- de la Garza, A. (1954). Spacing of information in polynomial regression. *Ann. Math. Statistics*, 25:123–130.
- Dette, H., Bretz, F., Pepelyshev, A., and Pinheiro, J. (2008). Optimal designs for dose-finding studies. *Journal of the American Statistical Association*, 103(483):1225–1237.
- Dette, H. and Melas, V. B. (2011). A note on the de la Garza phenomenon for locally optimal designs. *Ann. Statist.*, 39(2):1266–1281.
- Dette, H., Titoff, S., et al. (2009). Optimal discrimination designs. *The Annals of Statistics*, 37(4):2056–2082.
- Dror, H. A. and Steinberg, D. M. (2006). Robust experimental design for multivariate generalized linear models. *Technometrics*, 48(4):520–529.
- Gotwalt, C. M., Jones, B. A., and Steinberg, D. M. (2009). Fast computation of designs robust to parameter uncertainty for nonlinear settings. *Technometrics*, 51(1):88–95.
- Hirose, H. and Lai, T. L. (1997). Inference from grouped data in three-parameter Weibull models with applications to breakdown-voltage experiments. *Technometrics*, 39(2):199–210.
- Ibragimov, I. A. and Hasminskii, R. Z. (1981). *Statistical Estimation*, volume 16 of *Applications of Mathematics*. Springer-Verlag, New York-Berlin. Asymptotic theory, Translated from the Russian by Samuel Kotz.
- Kiefer, J. (1974). General equivalence theory for optimum designs (approximate theory). *Ann. Statist.*, 2:849–879.
- Koenker, R. (2013). *quantreg: Quantile Regression*. R package version 5.05.
- Koenker, R. and Hallock, K. (2001). Quantile regression: An introduction. *Journal of Economic Perspectives*, 15(4):43–56.
- Lehmann, E. L. and Casella, G. (1998). *Theory of Point Estimation*. Springer Texts in Statistics. Springer-Verlag, New York, second edition.
- Lindley, D. V. (1956). On a measure of the information provided by an experiment. *Ann. Math. Statist.*, 27:986–1005.
- López-Fidalgo, J., Tommasi, C., and Trandafir, P. (2007). An optimal experimental design criterion for discriminating between non-normal models. *Journal of the Royal Statistical Society: Series B (Statistical Methodology)*, 69(2):231–242.
- Pollard, D. (1997). Another look at differentiability in quadratic mean. In *Festschrift for Lucien Le Cam*, pages 305–314. Springer, New York.

- Pollard, D. (2005). *Asymptopia*. Chapter 6 on “Hellinger differentiability,” <http://www.stat.yale.edu/~pollard/Courses/607.spring05/handouts/DQM.pdf>.
- Shemyakin, A. (2014). Hellinger distance and non-informative priors. *Bayesian Anal.*, 9(4):923–938.
- Smith, R. L. (1985). Maximum likelihood estimation in a class of nonregular cases. *Biometrika*, 72(1):67–90.
- Smith, R. L. (1994). Nonregular regression. *Biometrika*, 81(1):173–183.
- van der Vaart, A. W. (1998). *Asymptotic Statistics*. Cambridge University Press, Cambridge.
- Waterhouse, T., Woods, D., Eccleston, J., and Lewis, S. (2008). Design selection criteria for discrimination/estimation for nested models and a binomial response. *Journal of statistical planning and inference*, 138(1):132–144.
- Woodroffe, M. (1974). Maximum likelihood estimation of translation parameter of truncated distribution. II. *Ann. Statist.*, 2:474–488. Collection of articles dedicated to Jerzy Neyman on his 80th birthday.
- Yang, M. (2010). On the de la Garza phenomenon. *Ann. Statist.*, 38(4):2499–2524.
- Yang, M., Biedermann, S., and Tang, E. (2013). On optimal designs for nonlinear models: a general and efficient algorithm. *J. Amer. Statist. Assoc.*, 108(504):1411–1420.
- Yang, M. and Stufken, J. (2009). Support points of locally optimal designs for nonlinear models with two parameters. *Ann. Statist.*, 37(1):518–541.
- Yang, M. and Stufken, J. (2012). Identifying locally optimal designs for nonlinear models: a simple extension with profound consequences. *Ann. Statist.*, 40(3):1665–1681.
- Yu, Y. (2011). D-optimal designs via a cocktail algorithm. *Statistics and Computing*, 21(4):475–481.

S Supplementary material

S.1 Proof of Proposition 1

It is easy to check that

$$h(\theta; \theta + \varepsilon) = \int_{\theta}^{\theta+\varepsilon} (\sqrt{p_{\theta+\varepsilon}(y)} - \sqrt{p_{\theta}(y)})^2 dy + \int_{\theta+\varepsilon}^{\infty} (\sqrt{p_{\theta+\varepsilon}(y)} - \sqrt{p_{\theta}(y)})^2 dy.$$

The first integral is easy to calculate:

$$\int_{\theta}^{\theta+\varepsilon} (\sqrt{p_{\theta+\varepsilon}(y)} - \sqrt{p_{\theta}(y)})^2 dy = \int_{\theta}^{\theta+\varepsilon} p_{\theta}(y) dy = f(0)\varepsilon^{\alpha}, \quad \varepsilon \rightarrow 0.$$

So, it remains to be shown that the second integral is $o(\varepsilon^{\alpha})$. After some change of variables, this boils down to showing that

$$\int_0^{\infty} (\sqrt{p_0(z+\varepsilon)} - \sqrt{p_0(z)})^2 dz = o(\varepsilon^{\alpha}).$$

Take $\Delta > 0$ as in (3). Then we can split the integral above, like so:

$$\int_0^{\Delta} (\sqrt{p_0(z+\varepsilon)} - \sqrt{p_0(z)})^2 dz + \int_{\Delta}^{\infty} (\sqrt{p_0(z+\varepsilon)} - \sqrt{p_0(z)})^2 dz.$$

It follows from (3) and the dominated convergence theorem that the second term satisfies

$$\int_{\Delta}^{\infty} (\sqrt{p_0(z+\varepsilon)} - \sqrt{p_0(z)})^2 dz = O(\varepsilon^2) = o(\varepsilon^{\alpha}), \quad \varepsilon \rightarrow 0.$$

Thus, we must prove that $\int_0^{\Delta} (\sqrt{p_0(z+\varepsilon)} - \sqrt{p_0(z)})^2 dz = o(\varepsilon^{\alpha})$. To start, adding and subtracting $\sqrt{f(z+\varepsilon)z^{\alpha-1}}$ yields the equation

$$\begin{aligned} \sqrt{p_0(z+\varepsilon)} - \sqrt{p_0(z)} &= \sqrt{f(z+\varepsilon)}((z+\varepsilon)^{\frac{\alpha-1}{2}} - z^{\frac{\alpha-1}{2}}) + (\sqrt{f(z+\varepsilon)} - \sqrt{f(z)})z^{\frac{\alpha-1}{2}}, \end{aligned}$$

so that the integrand becomes

$$(\sqrt{p_0(z+\varepsilon)} - \sqrt{p_0(z)})^2 = I_1(z; \varepsilon) + I_2(z; \varepsilon) + I_3(z; \varepsilon),$$

where

$$\begin{aligned} I_1(z; \varepsilon) &= f(z+\varepsilon)((z+\varepsilon)^{\frac{\alpha-1}{2}} - z^{\frac{\alpha-1}{2}})^2 \\ I_2(z; \varepsilon) &= (\sqrt{f(z+\varepsilon)} - \sqrt{f(z)})^2 z^{\alpha-1} \\ I_3(z; \varepsilon) &= 2\sqrt{f(z+\varepsilon)}(\sqrt{f(z+\varepsilon)} - \sqrt{f(z)})((z+\varepsilon)^{\frac{\alpha-1}{2}} - z^{\frac{\alpha-1}{2}})z^{\frac{\alpha-1}{2}}. \end{aligned}$$

The second term, I_2 , is the easiest to deal with. Because f is smooth and slowly varying near zero, the mean value theorem says that $\sqrt{f(z+\varepsilon)} - \sqrt{f(z)} \lesssim \varepsilon$, which implies that

$$\int_0^{\Delta} I_2(z; \varepsilon) dz \lesssim \varepsilon^2 \int_0^{\Delta} z^{\alpha-1} dz \lesssim \varepsilon^2 = o(\varepsilon^{\alpha}), \quad \varepsilon \rightarrow 0.$$

The third term, I_3 , is similar. That is, after applying the mean value theorem to both of the differences in I_3 , we discover that

$$\int_0^\Delta I_3(z; \varepsilon) dz \lesssim \varepsilon^2 \int_0^\Delta z^{-\frac{3-\alpha}{2}} z^{\frac{\alpha-1}{2}} dz = \varepsilon^2 \int_0^\Delta z^{\alpha-2} dz = o(\varepsilon^\alpha) \text{ if } \alpha \geq 1.$$

Also, since the integral converges, the upper bound is $O(\varepsilon^2) = o(\varepsilon^\alpha)$ as $\varepsilon \rightarrow 0$. Since $(z + \varepsilon)^\beta - z^\beta$, for $\beta < 1$, the first term, I_1 , is maximized at $z = 0$, and so we have

$$I_1(z; \varepsilon) \lesssim \varepsilon^{\alpha-1} |(z + \varepsilon)^{\frac{\alpha-1}{2}} - z^{\frac{\alpha-1}{2}}|.$$

Apply the mean value theorem to the difference in this upper bound, and we get

$$I_1(z; \varepsilon) \lesssim \varepsilon^\alpha z^{-\frac{3-\alpha}{2}}.$$

As with I_3 , the integral of this upper bound is finite and, in particular, is proportional to $\Delta^{\frac{\alpha-1}{2}}$. Putting everything together, we have

$$\int_0^\infty (\sqrt{p_0(z + \varepsilon)} - \sqrt{p_0(z)})^2 dz = \Delta^{\frac{\alpha-1}{2}} \varepsilon^\alpha + o(\varepsilon^\alpha), \quad \varepsilon \rightarrow 0.$$

Since Δ can be arbitrarily small, the right-hand side is $o(\varepsilon^\alpha)$, which completes the proof.

S.2 Proof of Corollary 1

For notational simplicity, write $\mathcal{I} = \mathcal{I}_n(\theta)$ and $D = D_\psi(\theta)$. Then, for the case $\alpha = 2$, it is easy to check that the lower bound in (9) is proportional to

$$\sup_{u: \|u\|=1} \frac{u^\top D^\top D u}{u^\top \mathcal{I} u}.$$

Let $\mathcal{I} = E L E^\top$ be the spectral decomposition of \mathcal{I} , and let $M = D E L^{-1/2}$; note that M is $q \times d$ of rank $q \leq d$. Then the above display equals

$$\sup_{v: \|v\|=1} v^\top M^\top M v = \lambda_{\max}(M^\top M).$$

The matrix $M^\top M$ is non-negative definite, in general, with $d - q$ eigenvalues equal to zero. But the q positive eigenvalues of $M^\top M$ coincide with those of the $q \times q$ positive definite matrix $M M^\top$. And since

$$M M^\top = D E L^{-1/2} L^{-1/2} E^\top D^\top = D \mathcal{I}^{-1} D^\top,$$

it follows that $\lambda_{\max}(M^\top M) = \lambda_{\max}(M M^\top) = \lambda_{\max}(D \mathcal{I}^{-1} D^\top)$, proving the claim.

S.3 Proof of Proposition 3

Let $\tilde{h}(\eta, \eta') = H^2(q_\eta, q_{\eta'})$, and recall that $\eta = g(\theta)$, a function of θ . Since g is smooth, a small change in θ corresponds to a small change in η . In particular,

$$g(\theta + \varepsilon u) - g(\theta) = \varepsilon \dot{g}(\theta)^\top u + o(\varepsilon), \quad \varepsilon \rightarrow 0.$$

Call the above difference δ , so that $h(\theta; \theta + \varepsilon u) = \tilde{h}(\eta, \eta + \delta)$ for small ε . Then

$$\frac{h(\theta; \theta + \varepsilon u)}{|\varepsilon|^\alpha} = \frac{\tilde{h}(\eta, \eta + \delta)}{|\varepsilon|^\alpha} = \frac{\tilde{h}(\eta, \eta + \delta)}{|\delta|^\alpha} |\dot{g}(\theta)^\top u|^\alpha + o(1).$$

Now let $\varepsilon \rightarrow 0$ and, therefore, $\delta \rightarrow 0$, and recall the definition of $\tilde{J}(\eta)$. This proves that $J(\theta; u) = |\dot{g}(\theta)^\top u|^\alpha \tilde{J}(g(\theta))$ as was to be shown.

S.4 Proof of Proposition 4

Theorem 2 says that the optimal design must be symmetric. So it suffices to show that the two-point symmetric design with points on the boundary, $\{(0.5, -A), (0.5, A)\}$, has information at least as big as the maximum among the symmetric designs. That is, we intend to show that

$$\mathcal{J}_{\{(0.5, -A), (0.5, A)\}}(\theta) \geq \max_{\xi \in \Xi_{\text{sym}}} \mathcal{J}_\xi(\theta). \quad (14)$$

Denote $\mathcal{J}_{\{(0.5, \pm A)\}}(\theta; u)$ as the Hellinger information of θ in the direction of u based on design $\{(0.5, -A), (0.5, A)\}$. Recall that for non-regular linear model, $g(\theta; x) = \theta_0 + \theta_1 x$, the expressions for $\mathcal{J}_{\{(0.5, \pm A)\}}(\theta; u)$ and $\mathcal{J}_{\xi^\dagger}(\theta; u)$ for any symmetric design, $\xi^\dagger \in \Xi_{\text{sym}}$ are listed below:

$$\begin{aligned} \mathcal{J}_{\{(0.5, \pm A)\}}(\theta; u) &= 0.5(|u_1 + u_2 A|^\alpha + |u_1 - u_2 A|^\alpha), \\ \mathcal{J}_{\xi^\dagger}(\theta; u) &= \sum_{i=1}^m w_i (|u_1 + u_2 x_i|^\alpha + |u_1 - u_2 x_i|^\alpha). \end{aligned}$$

Assuming that,

$$J_{\{(0.5, \pm A)\}}(\theta; u) \geq J_{\xi^\dagger}(\theta; u), \quad \text{for all unit vectors } u \text{ and all } \xi^\dagger \in \Xi_{\text{sym}}, \quad (15)$$

let $\tilde{u} = \arg \min_{u: \|u\|=1} J_{\{(0.5, \pm A)\}}(\theta; u)$; then following from (15), for any ξ^\dagger ,

$$\min_{u: \|u\|_2=1} J_{\{(0.5, \pm A)\}}(\theta; u) = J_{\{(0.5, \pm A)\}}(\theta; \tilde{u}) \geq J_{\xi^\dagger}(\theta; \tilde{u}) \geq \min_{u: \|u\|_2=1} J_{\xi^\dagger}(\theta; u).$$

Consequently, $\min_u J_{\{(0.5, \pm A)\}}(\theta; u) \geq \max_{\xi^\dagger} \min_u J_{\xi^\dagger}(\theta; u)$, which implies (14).

To complete the proof, we only need to establish (15). Towards this

$$\begin{aligned} J_{\{(0.5, \pm A)\}}(\theta; u) - J_{\xi^\dagger}(\theta; u) &= 0.5(|u_1 + u_2 A|^\alpha + |u_1 - u_2 A|^\alpha) - \sum_{i=1}^m w_i (|u_1 + u_2 x_i|^\alpha + |u_1 - u_2 x_i|^\alpha) \\ &= \sum_{i=1}^m w_i (|u_1 + u_2 A|^\alpha + |u_1 - u_2 A|^\alpha - |u_1 + u_2 x_i|^\alpha - |u_1 - u_2 x_i|^\alpha) \end{aligned}$$

To evaluate the above expression, first see that one can rewrite any unit vector, except $u = (1, 0)$,¹ in the following format:

$$u = \pm(\pm \frac{B}{\sqrt{1+B^2}}, \frac{1}{\sqrt{1+B^2}}), \quad B \in [0, \infty). \quad (16)$$

Notice that no matter what choices of sign combination of u_1, u_2 is given,

$$|u_1 + u_2 x_i|^\alpha + |u_1 - u_2 x_i|^\alpha = (1 + B^2)^{-0.5\alpha} (|B + x_i|^\alpha + |B - x_i|^\alpha),$$

then,

$$\begin{aligned} & J_{\{(0.5, \pm A)\}}(\theta; u) - J_{\xi^\dagger}(\theta; u) \\ &= (1 + B^2)^{-0.5\alpha} \sum_{i=1}^m w_i (|B + A|^\alpha + |B - A|^\alpha - (|B + x_i|^\alpha + |B - x_i|^\alpha)). \end{aligned}$$

Based on the expression above, to see if $J_{\{(0.5, \pm A)\}}(\theta; u) - J_{\xi^\dagger}(\theta; u)$ is non-negative or not for all u, ξ^\dagger boils down to checking the sign of $\sum_{i=1}^m w_i (|B + A|^\alpha + |B - A|^\alpha - (|B + x_i|^\alpha + |B - x_i|^\alpha))$ for any $0 \leq x_1, \dots, x_m \leq A, B \in [0, \infty)$.

The following shows that $|B + A|^\alpha + |B - A|^\alpha - (|B + x_i|^\alpha + |B - x_i|^\alpha)$ is non-negative for all possible cases (three cases in total) defined by relationships between x_i, A, B in location: $x_i \leq A \leq B$, $B \leq x_i \leq A$ and $x_i \leq B \leq A$.

- Case 1, $0 \leq x_i \leq A \leq B$,

$$|B + A|^\alpha + |B - A|^\alpha - (|B + x_i|^\alpha + |B - x_i|^\alpha) = (B + A)^\alpha + (B - A)^\alpha - (B + x_i)^\alpha - (B - x_i)^\alpha$$

When $\alpha = 1$,

$$(B + A) + (B - A) - (B + x_i) - (B - x_i) = 2B - B - B = 0.$$

When $\alpha > 1$, function $f_1(x) = (B + x)^\alpha + (B - x)^\alpha$ is an increasing function, since its first derivative is always positive when $B > x$,

$$\frac{\partial f_1(x)}{\partial x} = \alpha[(B + x)^{\alpha-1} - (B - x)^{\alpha-1}] > 0.$$

Then, for any $x_i, 0 \leq x_i \leq A$, $f_1(A) - f_1(x_i) \geq 0$, i.e.

$$(B + A)^\alpha + (B - A)^\alpha - (B + x_i)^\alpha - (B - x_i)^\alpha \geq 0, \text{ for all } i = 1, \dots, m.$$

- Case 2: $0 \leq B \leq x_i \leq A$

$$|B + A|^\alpha + |B - A|^\alpha - (|B + x_i|^\alpha + |B - x_i|^\alpha) = (B + A)^\alpha + (A - B)^\alpha - (B + x_i)^\alpha - (x_i - B)^\alpha$$

When $\alpha = 1$,

$$(B + A) + (A - B) - (B + x_i) - (x_i - B) = 2A - 2x_i \geq 0.$$

¹The case for $u = (1, 0)$ can be ignored, since $J_\xi(\theta; (1, 0))$ are the same for all $\xi \in \Xi$.

When $\alpha > 1$, function $f_2(x) = (B+x)^\alpha + (x-B)^\alpha, 0 \leq B < x$, is an increasing function since it's first derivative is always positive,

$$\frac{\partial f_2(x)}{\partial x} = \alpha[(B+x)^{\alpha-1} + (x-B)^{\alpha-1}] > 0.$$

Since $x_i \leq A, f_2(A) - f_2(x_i) \geq 0$, for all i ,

$$(B+A)^\alpha + (A-B)^\alpha - (B+x_i)^\alpha - (x_i-B)^\alpha > 0, i = 1, \dots, m,$$

- Case 3 When $0 \leq x_i \leq B \leq A$,

$$\begin{aligned} & |B+A|^\alpha + |B-A|^\alpha - (|B+x_i|^\alpha + |B-x_i|^\alpha) \\ &= (B+A)^\alpha + (A-B)^\alpha - (B+x_i)^\alpha - (B-x_i)^\alpha \\ &= (B+A)^\alpha - (B+x_i)^\alpha + (A-B)^\alpha - (B-x_i)^\alpha. \end{aligned} \quad (17)$$

When $\alpha = 1$, $(B+A) - (B+x_i) + (A-B) - (B-x_i) = 2A - 2B \geq 0$.

When $\alpha > 1$, if $A-B \geq B-x_i \geq 0$, then $(A-B)^\alpha - (B-x_i)^\alpha \geq 0$, so (17) is non-negative.

When $\alpha > 1$, if $0 \leq A-B < B-x_i$, then $(A-B)^\alpha - (B-x_i)^\alpha < 0$. Let $A-B = d_m, B-x_i = d_i$. Notice that this assumption means $0 \leq d_m < d_i$. Set

$$B+x_i = W, \text{ then } B+A = x_i + d_i + B + d_m = W + d_i + d_m.$$

Consider $f_3(x) = (x+y)^\alpha - x^\alpha - y^\alpha, y > 0, x \geq 0$, $f_3(x)$ is an increasing function, as its first derivative is positive,

$$f'_3(x) = \alpha(x+y)^{\alpha-1} - \alpha x^{\alpha-1} > 0.$$

Also notice that $f_3(0) = 0$, so $f_3(x)$ is a non-negative function.

Therefore, due to $w > 0, d_i > 0$,

$$(W+d_i+d_m)^\alpha - (W)^\alpha - (d_i+d_m)^\alpha > 0 \text{ and } (d_i+d_m)^\alpha - d_i^\alpha - d_m^\alpha > 0.$$

Therefore, when $0 \leq A-B < B-x_i$

$$\begin{aligned} & (B+A)^\alpha - (B+x_i)^\alpha + (A-B)^\alpha - (B-x_i)^\alpha \\ &= (W+d_i+d_m)^\alpha - (W)^\alpha + (d_m)^\alpha - (d_i)^\alpha \\ &> (d_i+d_m)^\alpha + (d_m)^\alpha - (d_i)^\alpha \\ &> d_i^\alpha + d_m^\alpha + (d_m)^\alpha - (d_i)^\alpha \\ &\geq 0. \end{aligned}$$

In summary of all three cases, no matter where B is in relation to x_i and A ,

$$|B+A|^\alpha + |B-A|^\alpha - (|B+x_i|^\alpha + |B-x_i|^\alpha) \geq 0 \text{ for all } i=1, \dots, m.$$

S.5 Proof of Proposition 5

Theorem 2 says that optimal design for the quadratic model must be a symmetric design, so here we only need to search among the collection of symmetric designs.

Given any symmetric design $\xi^\dagger = \{(w_1, -x_1), \dots, (w_k, -x_m), (w_1, x_1), \dots, (w_m, x_m)\}$ and direction vector u , for the nonregular quadratic regression model, the Hellinger information of ξ^\dagger in the direction of $u = (u_1, u_2, u_3)$ has the expression of $J_{\xi^\dagger}(\theta; u) = \sum_{i=1}^m w_i (|u_1 + u_2 x_i + u_3 x_i^2|^\alpha + |u_1 + u_2(-x_i) + u_3 x_i^2|^\alpha)$. For simplicity, denote $f_u(x) = u_1 + u_2 x + u_3 x^2$, then when $\alpha = 1$ the above becomes

$$J_{\xi^\dagger}(\theta; u) = \sum_{i=1}^m w_i (|f_u(x_i)| + |f_u(-x_i)|).$$

Let's assume that there exists $r_i \in [0, 1]$ such that, for all $x_i \in [-A, A]$, the following relation is true

$$2r_i |f_u(0)| + (1 - r_i) |f_u(A)| + (1 - r_i) |f_u(-A)| > |f_u(x_i)| + |f_u(-x_i)|. \quad (18)$$

Then, given w_i , after multiplying w_i on both sides of the inequality (18), we have

$$2w_i r_i |f(0)| + w_i (1 - r_i) |f(A)| + w_i (1 - r_i) |f(-A)| \geq w_i (|f(x_i)| + |f(-x_i)|). \quad (19)$$

Let $w = \sum_{i=1}^m (1 - r_i) w_i$, based on the fact that $\sum_{i=1}^m w_i = 0.5$, $1 - 2w = \sum_{i=1}^m 2w_i r_i$. We can denote a three point symmetric design based on the left hand side of (19) as

$$\xi_w = \{(w, -A), (1 - 2w, 0), (w, A)\}, 0 \leq w \leq 0.5.$$

Hellinger information based on design ξ_w in the direction of a given u has the expression

$$J_{\xi_w}(\theta; u) = (1 - 2w) |f(0)| + w |f(A)| + w |f(-A)|.$$

Thus, based on (19), for any u , for any symmetric design ξ^\dagger , there is a w , such that

$$J_{\xi_w}(\theta; u) \geq J_{\xi^\dagger}(\theta; u).$$

Now, via Theorem 2 and the exact same argument that established Proposition 4, the conclusion of this proposition holds.

The only step we need in order to complete the proof is to show (18) is true. Notice that $|f_u(x)| = |f_{-u}(x)|$, i.e. $|u_1 + u_2 x + u_3 x^2| = |-u_1 - u_2 x - u_3 x^2|$. Thus, for every given \bar{u} with $\bar{u}_3 < 0$, there is a $\hat{u} = -\bar{u}$ such that $|f_{\hat{u}}(x)| = |f_{\bar{u}}(x)|$, and $f_{\hat{u}}(x)$ is convex. Thus, for simplicity, the following only show (18) is true for $f_u(x)$ with $u_3 > 0$, i.e. only when $f_u(x)$ is convex. There are seven cases based on the locations of x-intercepts of $f_u(x)$, and for each case, (18) can be shown to be true. Here we only consider cases in which u is such that its $u_3 \neq 0$, as the case for $u_3 = 0$ is equivalent to the linear regression case. In the rest of the proof, for simplicity, let $f(x) \equiv f_u(x)$.

By convexity, if $f(x_i) > 0$ over $[-B, B]$ for some $B > 0$ and $x_i \in [0, B]$, and there is a $r_i \in (0, 1)$, such that $x_i = r_i 0 + (1 - r_i) B$, and

$$r_i f(0) + (1 - r_i) f(B) > f(x_i) \text{ and } r_i f(0) + (1 - r_i) f(-B) > f(-x_i),$$

then

$$2r_i|f(0)| + (1 - r_i)|f(B)| + (1 - r_i)|f(-B)| > |f(x_i)| + |f(-x_i)|. \quad (20)$$

Given direction vector u and design point location $-x_i, x_i$, with $x_i > 0$ and the assumption that $u_3 > 0$, there are seven cases that describe the possible relationships between $-x_i, x_i$ and the left, right roots of $f(x)$, $x_L < x_R$.

- Case 1 $x_i < x_L, x_R$,
- Case 2 $x_L, x_R < -x_i$
- Case 3: $-x_i \leq x_L, x_R \leq x_i$
- Case 4: $x_L \leq -x_i, x_i \leq x_R$
- Case 5: $-x_i \leq x_L \leq x_i \leq x_R$
- Case 6: $x_L \leq -x_i \leq x_R \leq x_i$
- Case 7: There are at most one root for $f(x)$, i.e. $f(x) > 0$ for all $x \in R$

The following goes through these cases and show that (18) is true for each of them. Notice that case 1 and 2 are equivalent, case 5 and case 6 are equivalent. So we shall focus on Cases 1, 3, 4, 5, and 7.

- In case 1 both roots are above x_i , there are two possible ways that this can happen regarding the given value of A :
 - 1.1) The left root x_L is above A , i.e. $A \leq x_L$. This implies that $f(x_i) > 0$ over $[-A, A]$, then by the argument of convexity in (20), then (18) is true.
 - 1.2) The left root x_L is below A , i.e. $x_L < A$.
Under 1.2), $f(-x_i), f(x_i), f(-A) > 0$, which implies that

$$|f(-x_i)| + |f(x_i)| = 2u_1 + 2u_3x_i^2, \text{ and } f(-A) = u_1 - u_2A + u_3A^2. \quad (21)$$

If A is smaller than right root, $A < x_R$, then $f(A) < 0$, so

$$|f(A)| = -u_1 - u_2A - u_3A^2 > 0, \text{ and } -u_2A > u_1 + u_3A^2. \text{ Then with (21),}$$

$$|f(A)| + |f(-A)| = -2u_2A > 2u_1 + 2u_3A^2 > 2u_1 + 2u_3x_i^2 = |f(-x_i)| + |f(x_i)|.$$

If A is larger than right root, $A > x_R$, then $f(A) > 0$, so

$$|f(A)| = u_1 + u_2A + u_3A^2 > 0. \text{ Then with (21),}$$

$$|f(A)| + |f(-A)| = 2u_1 + 2u_3A^2 > 2u_1 + 2u_3x_i^2 = |f(-x_i)| + |f(x_i)|.$$

Then for 1.2) one can find a ratio r_A such that $r_A(|f(A)| + f(-A)) > f(x_i) + f(-x_i)$, let $r_i = 1 - r_A$, then (18) is true, i.e.

$$2r_i|f(0)| + (1 - r_i)|f(A)| + (1 - r_i)|f(-A)| > |f(x_i)| + |f(-x_i)|.$$

- Case 3: $-x_i \leq x_L, x_R \leq x_i$, is the case of both roots of $f(x)$ are in $[-x_i, x_i]$, then $f(x)$ would be positive and increasing over $[x_i, A]$, while positive and decreasing over $[-A, -x_i]$, i.e.

$$f(A) > f(x_i) > 0, \quad f(-A) > f(-x_i) > 0,$$

Let $r_i = 1 - r_A$, then, under $\alpha = 1$, (18) is true, i.e.,

$$2r_i|f(0)| + (1 - r_i)|f(A)| + (1 - r_i)|f(-A)| > |f(x_i)| + |f(-x_i)|.$$

- Case 4: $x_L \leq -x_i, x_i \leq x_R$. In this case, $f(x) \leq 0$ over $[-x_i, x_i]$, which means $|f(x)| = -f(x) = -u_1 - u_2x - u_3x^2$ is concave over $[-x_i, x_i]$. Thus, $|f(0)| > \frac{1}{2}|f(x_i)| + \frac{1}{2}|f(-x_i)|$, consequently, (18) holds.
- Case 5: $-x_i \leq x_L \leq x_i \leq x_R$.

First, the assumption of case 5, $-x_i \leq x_L \leq x_i \leq x_R$, implies that $\frac{-u_2}{2u_3} = \frac{x_L + x_R}{2} > \frac{-x_i + x_i}{2} = 0$, i.e. $u_2 < 0$.

Also notice that $-x_i \leq x_L$ implies that $0 < f(-x_i) < f(-A)$ and

$$|f(-A)| = u_1 - u_2A + u_3A^2, \quad |f(-x_i)| = u_1 - u_2x_i + u_3x_i^2 \quad (22)$$

Based on the set up of case 5, and the possible relations of given A and direction u , the expression of $f(x_i)$ and $f(A)$ depends on the following two sub-cases,

- The right boundary A is below right intercept, i.e. $A < x_R$, i.e. $f(x_i) < 0$ and $f(A) < 0$, then

$$|f(A)| = -f(A) = -u_1 - u_2A - u_3A^2, \text{ and } |f(x_i)| = -f(x_i) = -u_1 - u_2x_i - u_3x_i^2.$$

Therefore, with the fact that $-u_2 > 0$, $A \geq x_i$, and (22), we have

$$\begin{aligned} & |f(-A)| + |f(A)| - |f(-x_i)| - |f(x_i)| \\ &= -2u_2A + 2u_2x_i \\ &= -2u_2(A - x_i) \\ &\geq 0. \end{aligned}$$

- The right boundary A is above right intercept, i.e. $x_R < A$ which implies that $f(x_i) < 0 < f(A)$,

$$|f(A)| = u_1 + u_2A + u_3A^2, \text{ and } |f(x_i)| = -f(x_i) = -u_1 - u_2x_i - u_3x_i^2.$$

Therefore, with $-u_2 > 0$, $A \geq x_i$, and (22)

$$\begin{aligned} & |f(-A)| + |f(A)| - |f(-x_i)| - |f(x_i)| \\ &= 2u_1 + 2u_3A^2 + 2u_2x_i \\ &= 2(u_1 + u_2A + u_3A^2) - u_2(A - x_i) \\ &= 2|f(A)| - u_2(A - x_i) \\ &\geq 0. \end{aligned}$$

Combining these two sub-cases, we can conclude that under case 5,

$$|f(-A)| + |f(A)| \geq |f(-x_i)| + |f(x_i)|.$$

Then one can find a ratio r_A such that $r_A(|f(A)| + f(-A)) > f(x_i) + f(-x_i)$, let $r_i = 1 - r_A$, then (18) is true

$$2r_i|f(0)| + (1 - r_i)|f(A)| + (1 - r_i)|f(-A)| > |f(x_i)| + |f(-x_i)|.$$

- Case 7: There are at most one root, which means, $f(x) > 0$ for all $x \in [-A, A]$. Thus, by argument in (20), implies (18).

In summary of these all seven cases, (18) holds.

S.6 Proof of Lemma 1

Define the mean function of the estimator T , i.e., $m_\psi(\theta) = E_\theta(T)$. Since integration of a constant function with respect to the (signed) measure with density $p_\theta - p_\vartheta$ is zero, we have the following identity:

$$m_\psi(\theta) - m_\psi(\vartheta) = \int [T(y) - \frac{1}{2}\{m_\psi(\theta) + m_\psi(\vartheta)\}] [p_\theta(y) - p_\vartheta(y)] \mu(dy).$$

Write $v_{\theta,\vartheta}(y) = T(y) - \frac{1}{2}\{m_\psi(\theta) + m_\psi(\vartheta)\}$. Now bound the norm of the quantity in the above display:

$$\begin{aligned} \|m_\psi(\theta) - m_\psi(\vartheta)\| &= \left\| \int v_{\theta,\vartheta}(p_\theta - p_\vartheta) dy \right\| \\ &\leq \int \|v_{\theta,\vartheta}\| |p_\theta^{1/2} + p_\vartheta^{1/2}| |p_\theta^{1/2} - p_\vartheta^{1/2}| dy. \end{aligned}$$

Next, apply the Cauchy-Schwartz inequality, to get

$$\|m_\psi(\theta) - m_\psi(\vartheta)\|^2 \leq \int \|v_{\theta,\vartheta}\|^2 |p_\theta^{1/2} + p_\vartheta^{1/2}|^2 dy \cdot h(\theta; \vartheta).$$

For two non-negative numbers a and b , we have $(a + b)^2 \leq 2(a^2 + b^2)$, so the first term in the above upper bound is itself bounded by

$$2 \int \|v_{\theta,\vartheta}\|^2 p_\theta dy + 2 \int \|v_{\theta,\vartheta}\|^2 p_\vartheta dy.$$

If we rewrite $v_{\theta,\vartheta}$ as

$$v_{\theta,\vartheta}(y) = \{T(y) - m_\psi(\theta)\} + \frac{1}{2}\{m_\psi(\vartheta) - m_\psi(\theta)\},$$

and use the fact that $\int \{T - m_\psi(\theta)\} p_\theta dy = 0$, then we get

$$\int \|v_{\theta,\vartheta}\|^2 p_\theta dy = R_\psi(T, \theta) + \frac{1}{4}\|m_\psi(\theta) - m_\psi(\vartheta)\|^2.$$

An analogous bound holds for $\int \|v_{\theta, \vartheta}\|^2 p_{\vartheta} dy$, so we get

$$\|m_{\psi}(\theta) - m_{\psi}(\vartheta)\|^2 \leq 2h(\theta; \vartheta) \{R_{\psi}(T, \theta) + R_{\psi}(T, \vartheta) + \tfrac{1}{2}\|m_{\psi}(\theta) - m_{\psi}(\vartheta)\|^2\}.$$

Rearranging terms gives the bound

$$R_{\psi}(T, \theta) + R_{\psi}(T, \vartheta) \geq \frac{1 - h(\theta; \vartheta)}{h(\theta; \vartheta)} \|m_{\psi}(\theta) - m_{\psi}(\vartheta)\|^2.$$

Finally, write $b_{\psi}(\theta) = m_{\psi}(\theta) - \psi(\theta)$ for the bias function of T , and consider the following two exhaustive cases based on the magnitude of the bias.

- Suppose that $\max\{|b_{\psi}(\theta)|, |b_{\psi}(\vartheta)|\} < \frac{1}{4}\|\psi(\theta) - \psi(\vartheta)\|$. Then it follows from the triangle inequality that

$$\|m_{\psi}(\theta) - m_{\psi}(\vartheta)\| = \|\psi(\theta) - \psi(\vartheta) + b_{\psi}(\theta) - b_{\psi}(\vartheta)\| \geq \tfrac{1}{2}\|\psi(\theta) - \psi(\vartheta)\|.$$

- Next, suppose that, say, $\|b_{\psi}(\theta)\| \geq \frac{1}{4}\|\psi(\theta) - \psi(\vartheta)\|$. Then we trivially have $R_{\psi}(T, \theta) \geq \|b_{\psi}(\theta)\|^2$ and, therefore, $R_{\psi}(T, \theta) + R_{\psi}(T, \vartheta) \geq \frac{1}{16}\|\psi(\theta) - \psi(\vartheta)\|^2$.

Putting these two cases together proves the claim.