

# Boosting Cooperative Coevolution for Large Scale Optimization with a Fine-Grained Computation Resource Allocation Strategy

Zhigang Ren, *Member, IEEE*, Yongsheng Liang, *student Member, IEEE*, Aimin Zhang, *Member, IEEE*, Yang Yang, *Member, IEEE*, Zuren Feng, *Member, IEEE*, and Lin Wang, *Member, IEEE*

**Abstract**—Cooperative coevolution (CC) has shown great potential in solving large scale optimization problems (LSOPs). However, traditional CC algorithms often waste part of computation resource (CR) as they equally allocate CR among all the subproblems. The recently developed contribution-based CC (CBCC) algorithms improve the traditional ones to a certain extent by adaptively allocating CR according to some heuristic rules. Different from existing works, this study explicitly constructs a mathematical model for the CR allocation (CRA) problem in CC and proposes a novel fine-grained CRA (FCRA) strategy by fully considering both the theoretically optimal solution of the CRA model and the evolution characteristics of CC. FCRA takes a single iteration as a basic CRA unit and always selects the subproblem which is most likely to make the largest contribution to the total fitness improvement to undergo a new iteration, where the contribution of a subproblem at a new iteration is estimated according to its current contribution, current evolution status as well as the estimation for its current contribution. We verified the efficiency of FCRA by combining it with SHADE which is an excellent differential evolution variant but has never been employed in the CC framework. Experimental results on two benchmark suites for LSOPs demonstrate that FCRA significantly outperforms existing CRA strategies and the resultant CC algorithm is highly competitive in solving LSOPs.

**Index Terms**—Cooperative coevolution, large scale optimization, computation resource allocation, differential evolution

## I. INTRODUCTION

ACCOMPANIED with the rapid development of big data techniques, there are more and more large scale optimization problems (LSOPs) emerging in scientific research and engineering applications [1]-[3]. Due to the black-box

characteristics of this kind of problems, the gradient-based mathematical programming methods are no longer applicable. The gradient-free evolutionary algorithms (EAs) still take effect, but lose their efficiency rapidly with the increase of the problem dimension. This is the so-called “*curse of dimensionality*” [4], the main reason for which consists in that the solution space of a problem grows exponentially with the increase of its dimension and conventional EAs cannot adequately explore the solution space of a LSOP within acceptable computation time [5], [6].

By taking the idea of “*divide-and-conquer*”, cooperative coevolution (CC) provides a natural way for solving LSOPs [7], [8]. It first decomposes an original LSOP into a set of smaller and simpler subproblems, then solves the LSOP by cooperatively optimizing all the subproblems. There are mainly three algorithmic components in the CC framework, including the decomposition method, the optimizer for subproblems, and the computation resource (CR) allocation (CRA) strategy. The first two components attracted much research attention in recent years. As a result, a large number of decomposition methods were developed and almost all kinds of conventional EAs were introduced into the CC framework [9], [10]. By contrast, less research effort was put into the CRA strategy. The CRA problem refers to how to reasonably assign available CR to all the subproblems so that the original LSOP can be efficiently solved. Most CC algorithms follow the CRA strategy in the traditional CC which equally allocates CR among all the subproblems by optimizing them in a round-robin fashion [5], [7], [8]. This straightforward scheme usually causes the waste of CR, since the optimizer often stagnates on some subproblems before exhausting the CR assigned to them, while some other subproblems can make new contributions to the best overall solution if more CR is given.

To the best of our knowledge, by now five contribution-based CC (CBCC) frameworks, including CBCC1, CBCC2 [11], [12], CBCC3 [13], CC with adaptive optimizer iterations (CCAOI) [14], and CCFR [15], have been developed to overcome the limitations of the traditional CC. Instead of equal division, they adaptively assign CR to subproblems according to their contributions to the total fitness improvement. For example, CBCC1 and CBCC2 reward the subproblem making the largest cumulative contribution with extra optimization

Manuscript received September 24, 2017; revised XXXX XX, 201X; accepted XXXX XX, 201X. This work was supported in part by the National Nature Science Foundation of China under Grants 61105126 and 61503300 and in part by the Postdoctoral Science Foundation of China under Grants 2014M560784 and 2016T90922. (*Corresponding author: Zhigang Ren.*)

Z.-G. Ren, Y.-S. Liang, A.-M. Zhang, and Y. Yang are with the Autocontrol Institute, Xi’an Jiaotong University, Xi’an 710049, China (e-mail: renzg@mail.xjtu.edu.cn, liangyongsheng@stu.xjtu.edu.cn, zhangam@mail.xjtu.edu.cn, and yyang@mail.xjtu.edu.cn).

Z.-R. Feng is with the State Key Laboratory for Manufacturing Systems Engineering, Systems Engineering Institute, Xi’an Jiaotong University, Xi’an 710049, China (e-mail: fzr9910@mail.xjtu.edu.cn).

L. Wang is with the School of Information Science and Technology, Northwest University, Xi’an 710127, China (e-mail: wanglin@nwu.edu.cn).

chances; CBCC3 just allows the subproblem with the largest current contribution to attend a new optimization cycle; CCFR tends to assign CR to the subproblem which achieves the largest average on the previous and current contributions.

These studies verified that contribution-based CRA really takes effect in improving the performance of CC. However, the CRA strategies they developed still show some obvious weaknesses. First, due to the absence of theoretical foundation, they are all developed just according to some heuristic rules. Second, they all take hundreds of iterations as a basic CRA unit, which means that a subproblem must exhaust all the iterations in a unit at each time it is selected for optimization. This kind of coarse-grained CRA strategies reduce the interaction frequency among subproblems on the one hand, and may still waste some CR on the other hand. Finally, these strategies emphasize much on the contributions of subproblems, but consider little about their evolution status. In fact, a subproblem with a little smaller contribution is likely to contribute more at a new iteration if it stays in a more active evolution status.

To remedy the defects mentioned above, we make the following beneficial attempts in this study: 1) Explicitly construct a mathematical model for the CRA problem in CC and deduce its optimal solution under a reasonable assumption. 2) Propose a fine-grained CRA (FCRA) strategy according to both the theoretically optimal solution of the CRA model and the evolution characteristics of CC. Concretely, FCRA takes a single iteration instead of a large number of iterations as a basic CRA unit. When making an allocation decision, it fully considers the evolution status as well as the contributions of subproblems. This makes the allocation result approach to the theoretically optimal one as much as possible. 3) Develop a novel CC framework named FCRACC, within which a new efficient CC algorithm is designed by integrating FCRA with SHADE [16]. SHADE is an excellent differential evolution (DE) variant but has never been employed by CC.

The rest of this paper is organized as follows. Section II presents related work on CC. Section III describes the proposed FCRACC in detail, including the CRA model, the FCRA strategy, and the SHADE employed in FCRACC. Section IV reports experimental settings and results. Finally, conclusions are drawn in section V.

## II. RELATED WORK

CC can effectively tackle a LSOP by cooperatively optimizing all the lower-dimensional subproblems obtained through the decomposition operation. It mainly contains three algorithmic components, i.e., the decomposition method, the optimizer for subproblems, and the CRA strategy. Next, we review them in sequence.

1) *Decomposition method*: Decomposition plays a vital role in ensuring the performance of CC, and by now a variety of decomposition methods have been developed. The original CC algorithms do not aim at solving LSOPs but improving the performance of conventional EAs on medium scale problems. Therefore, little effort was paid to the decomposition method and some simple and straightforward ones were employed. The

earliest CC algorithm, i.e., cooperative coevolutionary genetic algorithm (GA) proposed by Potter and De Jong [7], divides an  $n$ -dimensional problem into  $n$  1-dimensional subproblems. Liu *et al.* [5] and van den Bergh *et al.* [17] employed the same decomposition method when scaling up evolutionary programming and particle swarm optimization (PSO) with CC, respectively. Potter and De Jong [8] also developed a splitting-into-half decomposition strategy for CC which was again used by Shi *et al.* [18] when designing the cooperative coevolutionary DE algorithm. More generally, Van den Bergh and Engelbrecht [6] suggested partitioning an  $n$ -dimensional problem into  $k$   $s$ -dimensional subproblems for some  $ks = n$  and  $s \ll n$ , and integrated this decomposition method with PSO.

To sum up, these initial static decomposition methods can improve the performance of conventional EAs on certain kinds of problems, but they show limited or even negative effect on LSOPs, especially on nonseparable ones [5]-[7]. To alleviate this issue, researchers developed random decomposition methods. Yang *et al.* [19] proposed the first random decomposition method called random grouping. Different from static methods which just perform once before optimization, random grouping stochastically divides all the variables into  $k$  subcomponents of dimension  $s$  in every cycle of CC. To tackle the issue that the value of  $s$  is difficult to set, Yang *et al.* [20] further developed a multilevel CC algorithm. It selects a  $s$  value from a pool for the new cycle with higher probability if this value achieves larger performance improvement in the last cycle. Omidvar *et al.* [21] showed that the probability of grouping all the interacting variables into one subcomponent dramatically reduces with the increase of the number of interacting variables, and suggested increasing the frequency of random grouping by reducing the iteration times in a cycle.

In recent years, some learning-based decomposition methods were developed. They focus on making near optimal decomposition by detecting the interdependencies among variables. K. Weicker and N. Weicker [22] proposed the first variable interaction learning (VIL) method, the main principle behind which is that the fitness landscape related with a variable will change if its interacting variables change. Although this method is not exclusively introduced for LSOPs, its key idea makes obvious sense and is used by the subsequent VIL methods for LSOPs [23]-[25]. The main drawback of these VIL methods lies in that they require many samples for detecting a interdependency [26], [27]. Some other researchers suggested partitioning variables according to their correlations [28], [29]. However, the commonly used correlation coefficient is not a proper measure for the interaction of variables as two separable variables might be highly correlated to each other [30]. According to the observation that the variations of interacting variables in two consecutive optimization cycles are limited if they are grouped into different subcomponents, Omidvar *et al.* [30] proposed a decomposition method called delta grouping which divides a certain number of variables with similar variations into the same subcomponent. It was shown that delta grouping can outperform random grouping on a variety of LSOPs, but often loses its efficiency on the problems

which have more than one group of interacting variables [30], [31]. To remedy this defect, Omidvar *et al.* [31] further proposed differential grouping (DG) method. DG assigns two variables into the same subcomponent if one variable affects the fitness variation caused by the change of the other variable. To overcome the shortcoming of DG that it ignores indirect interdependencies among variables, Mei *et al.* [32] and Sun *et al.* [33] developed global DG (GDG) and extended DG (XDG), respectively, both of which explicitly detect the interdependency between each pair of variables. Much more recently, Hu *et al.* [34] proposed a fast interdependency identification method which further improves GDG and XDG by reducing their CR requirement. Omidvar *et al.* [35] also developed a new version of DG (DG2) which reduces the CR requirement by reusing some samples and provides a more reliable detection threshold by estimating the magnitude of roundoff errors. Different from other learning-based decomposition methods, a mutual-information-based method was lately proposed by Sun *et al.* [36]. They consider two variables interdependent if the mutual information between one variable and the partial derivative *w.r.t.* the other variable is larger than a given threshold.

2) *Optimizer*: Within the CC framework, the optimizer is used to solve the subproblems obtained by decomposition. So far, almost all kinds of conventional EAs have been introduced into the CC framework [9], [10]. In their pioneering work on CC, Potter and De Jong [7] employed GA as optimizer. So did the initial work on CC conducted by K. Weicker and N. Weicker [22] and Ray and Yao [28]. Potter and De Jong [8] further showed that CC can be taken as a general extension for any other EAs besides GA. Liu *et al.* [5] scaled up evolutionary programming with CC. Van den Bergh and Engelbrecht [6], [17], Sun *et al.* [24], Lin and Cheng [29], and Li and Yao [37] casted the basic PSO into the CC framework with different decomposition methods, while Ge *et al.* [27], Li and Yao [38], and Aote *et al.* [39] improved the basic PSO in different ways and took them as optimizers in their respective CC algorithms. Trunfio [14], Ren and Wu [40], and Zheng *et al.* [41] verified the effectiveness of the firefly algorithm, the artificial bee colony algorithm, and the biogeography-based optimization algorithm under the CC framework, respectively. Liu and Tang [42] introduced CMA-ES [43] into the CC framework, where the variables are partitioned according to their variances. Besides, Mei *et al.* [32] and Sun *et al.* [36] also employed CMA-ES as optimizers to verify the superiority of their decomposition methods. Among all kinds of EAs, DE was most widely used in CC. Shi *et al.* [18] first introduced the basic DE into the CC framework. Afterwards, an improved DE called SaNSDE [44] was frequently employed by Omidvar *et al.* [11], [13], [21], [30], [31], [35], Yang *et al.* [15], Yang *et al.* [19], [20], and Sun *et al.* [33] in their CC algorithms. When testing the efficiency of their decomposition methods, Chen *et al.* [23] and Hu *et al.* [34] selected JADE [45] and IDE [46] as optimizers, respectively. In addition, some other researchers developed new DE variants in their CC algorithms according to the characteristics of subproblems [3], [25].

3) *CRA strategy*: In the CC framework, the subproblems not only cooperate with each other by providing context vector for evaluating solutions [6], but also compete for limited CR. During the early research stage of CC, little attention was paid to the CRA problem and all the subproblems were naturally assigned with the same amount of CR.

Omidvar *et al.* [11] first indicated that there is usually an imbalance among the contributions of different subproblems to the total fitness and treating all the subproblems equally often wastes part of CR. They further proposed two versions of CBCC, i.e., CBCC1 and CBCC2, which divide each CC cycle into two phases: exploration phase and exploitation phase. During the exploration phase, all the subproblems are optimized in a round-robin fashion and their contributions to the total fitness improvement are accumulated. Then in the exploitation phase, the subproblem with the largest cumulative contribution is allowed to undergo extra optimization. The difference between CBCC1 and CBCC2 lies in that the former just allows the rewarded subproblem to undergo a single extra cycle, whereas the latter persistently optimizes the rewarded subproblem as long as the fitness is improved. Kazimipour *et al.* [12] investigated the sensitivity of CBCC to the decomposition accuracy and the imbalance level, and revealed that CBCC1 is less sensitive to the two factors and can outperform the traditional CC in most cases.

Trunfio [14] pointed out that the performance of CBCC1 and CBCC2 is influenced too much by the historical information accumulated during the early evolution stages, and developed a CC variant called CCAOI. CCAOI still optimizes all the subproblems in a round-robin fashion, but adaptively adjusts the iteration times of each subproblem in a new cycle according to its average contribution over all the iterations in the current cycle. The larger the average contribution of a subproblem is, the more iterations it will be rewarded. Omidvar *et al.* [13] later claimed that, besides being influenced too much by the historical information, CBCC1 and CBCC2 also suffer from over-exploration and over-exploitation, respectively. The new version of CBCC, CBCC3, they developed tries to achieve a better balance between exploration and exploitation by selecting the subproblem whose current contribution is the largest to attend a new cycle and occasionally performing exploration during the optimization process. Aiming at the defects of CBCC1 and CBCC2, Yang *et al.* [15] recently proposed a new CC framework named CCFR. CCFR shares some characteristics with CBCC3. The main difference between them lies in that CCFR explicitly excludes stagnant subproblems and quantifies the contribution of an active subproblem by averaging its current contribution and previous contribution. It was numerically shown that both CBCC3 and CCFR perform much better than CBCC1 and CBCC2.

### III. DESCRIPTION OF FCRACC

Many large scale real world optimization problems are separable, where partially additively separable problems are the most common ones and were extensively studied in the CC research field [31]-[35].

**Definition 1.** A function is partially additively separable if it has the following general form:

$$f(\mathbf{x}) = \sum_{i=1}^k f_i(\mathbf{x}_i), \quad (1)$$

where  $\mathbf{x} = (x_1, \dots, x_n)$  is a global decision vector of  $n$  dimensions,  $\mathbf{x}_i$  are mutually exclusive decision vectors of  $f_i(\cdot)$ , and  $k$  is the number of independent subcomponents [31].

To alleviate the “curse of dimensionality”, CC tries to solve  $f(\mathbf{x})$  by first identifying mutually exclusive subcomponents  $\mathbf{x}_i (i = 1, \dots, k)$  and then cooperatively optimizing the resultant lower-dimensional subproblems  $f_i(\mathbf{x}_i)$ . It is notable that the expression of each  $f_i(\cdot)$  is unknown as  $f(\cdot)$  is a black-box optimization problem in the context of CC. To evaluate the solutions of each subproblem, CC maintains a *context vector* which is generally set as the best overall solution obtained so far [6]. More concretely, CC evaluates a solution  $\mathbf{x}_i$  of  $f_i(\mathbf{x}_i)$  by means of  $f(\mathbf{x}^* | \mathbf{x}_i)$ , where  $\mathbf{x}^* | \mathbf{x}_i$  denotes the overall solution that replaces the corresponding subcomponent of the best overall solution  $\mathbf{x}^*$  with  $\mathbf{x}_i$ .  $\mathbf{x}^*$  will be updated by  $\mathbf{x}^* | \mathbf{x}_i$  if it is outperformed by the latter. Algorithm 1 shows a general framework of CC. For traditional CC, Step 5 selects different subproblems in a round-robin fashion.

---

**Algorithm 1:** General CC

---

1. Generate a decomposition  $\mathbf{x} \rightarrow \{\mathbf{x}_1, \dots, \mathbf{x}_k\}$ ;
  2. Initialize the population of each subproblem  $i: P_i, i = 1, \dots, k$ ;
  3. Initialize the best overall solution  $\mathbf{x}^*$ ;
  4. **while** the termination condition is not met **do**
  5.     Determine the subproblem  $i$  to be optimized;
  6.      $(P_i, \mathbf{x}^*) \leftarrow \text{optimizer}(P_i, \mathbf{x}^*, FEs)$ ;
  7. **return**  $\mathbf{x}^*$ .     // FEs specifies allowed iteration times in a cycle.
- 

**A. CRA model and its solution**

In the CC framework, the computation or simulation of  $f(\mathbf{x})$  is the most time-consuming part. For the given decomposition of a LSOP and the selected optimizer, the CRA problem refers to how to reasonably assign the allowed maximum number of fitness evaluations (FEs) to all the subproblems so that the maximum total fitness improvement can be achieved. For the additively separable function defined by Definition 1, the total fitness improvement equals the sum of the improvements achieved on all the subproblems, then the CRA problem can be mathematically modeled as follows:

$$\begin{aligned} & \arg \max_{m_1, \dots, m_k} \sum_{i=1}^k \bar{C}_i(m_i) \\ \text{s.t. } & \sum_{i=1}^k m_i \leq m, \\ & m_i \geq 0 \end{aligned} \quad (2)$$

where  $m$ ,  $m_i$ , and  $\bar{C}_i(\cdot)$  denote the allowed maximum number of FEs, the number of FEs assigned to the  $i$ th subproblem, and the expectation of the fitness improvement achieved on the  $i$ th subproblem, respectively. As reviewed in section II, CC employs EA which has a certain randomness as optimizer, then the contribution  $C_i(\cdot)$  made by a subproblem  $i$  is a random function *w.r.t.*  $m_i$ , therefore the expectation of  $C_i(\cdot)$  is adopted

in (2). It is comprehensible that  $\bar{C}_i(m_i)$  is nondecreasing with the increase of  $m_i$ . However, now it is impossible to deduce the closed expression of  $\bar{C}_i(\cdot)$  since it also strictly relates to the landscape characteristics of  $f_i(\cdot)$  and the search property of the selected optimizer, both of which are hard to be mathematically described. This means that it is unrealistic to pursue the theoretically optimal solution of the CRA model described by (2), and it is necessary to simplify this model.

For all the subproblems obtained by decomposition, most CC algorithms employ the same optimizer with the same population size. Based on this fact, the CRA model presented in (2) can be changed to the following form:

$$\begin{aligned} & \arg \max_{t_1, \dots, t_k} \sum_{i=1}^k \bar{C}_i(t_i p) \\ \text{s.t. } & \sum_{i=1}^k t_i p \leq m, \\ & t_i \geq 0 \end{aligned} \quad (3)$$

where  $p$  and  $t_i$  denote the population size of the employed optimizer and the iteration times allocated to the  $i$ th subproblem, respectively. For the CRA model (3), the following theorem provides the optimal solution under a reasonable assumption.

**Theorem 1.** Let  $\Delta \bar{C}_i^j$  denote the expectation of the contribution made by the  $i$ th ( $i = 1, \dots, k$ ) subproblem at the  $j$ th iteration allocated to it and assume  $\Delta \bar{C}_i^1 \geq \Delta \bar{C}_i^2 \geq \dots$ , then the optimal solution to the CRA problem described by (3) is:

$$t_i^* = \lfloor \Delta \bar{C}_i^{\lfloor m/p \rfloor} \cap \Delta \bar{C}_i^{\lfloor m/p \rfloor} \rfloor, \quad i = 1, \dots, k, \quad (4)$$

where  $\lfloor \cdot \rfloor$  denotes the round down operation, and  $\Delta \bar{C}_i^{\lfloor m/p \rfloor}$  and  $\Delta \bar{C}_i^{\lfloor m/p \rfloor}$  are the sets composed of  $\Delta \bar{C}_i^j (j = 1, \dots, \lfloor m/p \rfloor)$  and the top  $\lfloor m/p \rfloor$  largest  $\Delta \bar{C}_i^j (i = 1, \dots, k; j = 1, \dots, \lfloor m/p \rfloor)$ , respectively.

*Proof:* The total contribution of a subproblem equals the sum of its contributions made at all the iterations allocated to it, then

$$\sum_{i=1}^k \bar{C}_i(t_i p) = \sum_{i=1}^k \sum_{j=1}^{t_i} \Delta \bar{C}_i^j. \quad (5)$$

For the given  $m$  and  $p$ , the optimizer is allowed to conduct a maximum of  $\lfloor m/p \rfloor$  iterations in total. Considering the fact that  $\Delta \bar{C}_i^j \geq 0$  and the assumption that  $\Delta \bar{C}_i^1 \geq \Delta \bar{C}_i^2 \geq \dots$  for  $\forall i = 1, \dots, k$  and  $\forall j = 1, 2, \dots$ , we can know that maximizing  $\sum_{i=1}^k \bar{C}_i(t_i p)$  implies selecting the top  $\lfloor m/p \rfloor$  largest  $\Delta \bar{C}_i^j (i = 1, \dots, k; j = 1, \dots, \lfloor m/p \rfloor)$ , which means  $t_i^* = \lfloor \Delta \bar{C}_i^{\lfloor m/p \rfloor} \cap \Delta \bar{C}_i^{\lfloor m/p \rfloor} \rfloor$ .

*Remark 1:* The assumption that  $\Delta \bar{C}_i^1 \geq \Delta \bar{C}_i^2 \geq \dots$  for  $\forall i = 1, \dots, k$  makes sense since it is indeed more likely for the optimizer to make larger fitness improvement during its earlier search stages on a given optimization problem.

**B. FCRA strategy**

Equation (4) provides the theoretically optimal solution for the CRA problem concerned in CC. However, when applying this solution, it is impossible and also unnecessary to calculate each  $t_i^* (i = 1, \dots, k)$  in advance since the expression of each  $\Delta \bar{C}_i^j$  and the resultant sets,  $\Delta \bar{C}_i^{\lfloor m/p \rfloor}$  and  $\Delta \bar{C}_i^{\lfloor m/p \rfloor}$ , are

unknown. The FCRA strategy proposed in this paper tackles this issue in an iteration-wise way.

Once the optimizer finishes its current iteration on a subproblem  $i$ , FCRA immediately estimates the expectation of the fitness improvement that the optimizer can achieve on this subproblem at the next iteration (denoted as  $\Delta\tilde{C}_i^n$ ). For subproblems not optimized at the current iteration, the estimations of their contributions remain unchanged. Then FCRA selects the subproblem with the largest estimation value for real optimization at the next iteration.

Mathematically, FCRA estimates  $\Delta\tilde{C}_i^n$  with  $\Delta C_i^c$  which is initialized to zero and updated as follows:

$$\Delta C_i^c = \max(\max(\Delta F_{ij}^c), 0), \quad (6)$$

$$\delta_i^c = \text{std}(\Delta F_{ij}^c), \quad j = 1, \dots, p, \quad (7)$$

$$\Delta\tilde{C}_i^n \leftarrow \alpha \cdot \Delta\tilde{C}_i^n + (1 - \alpha)(\Delta C_i^c + \delta_i^c), \quad i = 1, \dots, k, \quad (8)$$

where  $\Delta F_{ij}^c$  represents the real fitness improvement made by the  $j$ th individual in the population for the  $i$ th subproblem at the current iteration,  $\Delta C_i^c$  and  $\delta_i^c$  represent the maximum and the standard deviation of  $\Delta F_{ij}^c$  for all  $j = 1, \dots, p$ , respectively, and  $\alpha$  is a forgetting factor satisfying  $0 \leq \alpha < 1$ .  $\Delta C_i^c$  reflects the current contribution of the  $i$ th subproblem to the total fitness improvement. It is much likely for the optimizer to achieve larger fitness improvement at a new iteration on the subproblem with larger  $\Delta C_i^c$ .  $\delta_i^c$  reflects the current evolution status of the optimizer on the  $i$ th subproblem. The larger  $\delta_i^c$  is, the more active the optimizer is, and the easier it can get a better solution. The introduction of  $\alpha$  smoothens the volatility of  $\Delta C_i^c$  and  $\delta_i^c$  by taking advantage of the previous estimation value of  $\Delta\tilde{C}_i^n$ .

*Remark 2:* Most EAs can get better solutions during their early search stages, then both  $\Delta C_i^c$  and  $\delta_i^c$  take effect in allocating CR in this case. However, they seldom get better solutions during their late search stages, then  $\delta_i^c$  plays the main role in this case. If the optimizer stagnates on a subproblem  $i$ , which means  $\Delta C_i^c = 0$  and  $\delta_i^c = 0$ , then this subproblem will be soon excluded from CRA candidates.

*Remark 3:* In fact,  $\Delta\tilde{C}_i^n$  can hardly approximate  $\Delta\tilde{C}_i^n$  with high enough accuracy as the latter is affected by many factors, but it can usually distinguish the relative magnitudes of a pair of  $\Delta\tilde{C}_i^n$ , thus enables FCRA to make right allocation decisions.

*Remark 4:* FCAR takes a single iteration involving  $p$  FEs as a basic allocation unit. This endows it with an ability to provide much more fine-grained allocation results than existing CRA strategies since they all take hundreds of iterations as a basic allocation unit. Profiting from the above advantages, FCRA can greatly enhance the utilization efficiency of available CR.

Integrating FCAR into CC, we get the framework of FCRACC shown in Algorithm 2. Step 2 initializes the best overall solution  $\mathbf{x}^*$  with an arbitrary feasible solution. Steps 3-7 initialize the population of each subproblem and enable all the subproblems to undergo an iteration in sequence during the first  $k$  iterations. When a subproblem is optimized in Step 10, the corresponding  $\Delta C_i^c$  and  $\delta_i^c$  are calculated, which facilitates the update of  $\Delta\tilde{C}_i^n$  in Step 11. After the first  $k$

iterations, Step 9 selects the subproblem with the largest  $\Delta\tilde{C}_i^n$  to optimize according to the proposed FCRA strategy. Steps 4-11 will be repeated until the termination condition is met.

Compared with existing CC frameworks, FCRACC cancels the concept of cycle and systematically allocates CR among subproblems based on the optimal solution of an explicit CRA model. It allows a subproblem to undergo just a single iteration once it is selected for optimization, which facilitates achieving much more fine-grained allocation results on the one hand and increasing the interaction frequency among subproblems on the other hand. It has been shown that a high interaction frequency is beneficial to improve the performance of CC [47].

---

#### Algorithm 2: FCRACC

---

1. Generate a decomposition  $\mathbf{x} \rightarrow \{\mathbf{x}_1, \dots, \mathbf{x}_k\}$ ;
  2. Initialize the best overall solution  $\mathbf{x}^*$  and the parameter  $\alpha$ ;
  3.  $isInitialization \leftarrow True$ ,  $i \leftarrow 0$ ;
  4. **while** the termination condition is not met **do**
  5.   **if**  $isInitialization == True$  and  $i < k$  **then**
  6.      $i \leftarrow i + 1$ ,  $\Delta\tilde{C}_i^n \leftarrow 0$ ;
  7.     Initialize the population of the  $i$ th subproblem:  $P_i \leftarrow \{\mathbf{x}_{i1}, \dots, \mathbf{x}_{ip}\}$ ;
  8.   **Else**
  9.      $i \leftarrow \arg \max_{i=1, \dots, k} \Delta\tilde{C}_i^n$ ,  $isInitialization \leftarrow False$ ;
  10.    $(P_i, \mathbf{x}^*, \Delta C_i^c, \delta_i^c) \leftarrow \text{optimizer}(P_i, \mathbf{x}^*, isInitialization)$ ;
  11.    $\Delta\tilde{C}_i^n \leftarrow \alpha \cdot \Delta\tilde{C}_i^n + (1 - \alpha)(\Delta C_i^c + \delta_i^c)$ ;
  12. **return**  $\mathbf{x}^*$ .
- 

### C. SHADE for FCRACC

SHADE is an excellent DE variant developed in recent years [16]. It inherits the efficient “current-to- $p$ best/1” mutation operator from the classic JADE algorithm [45], but further improves JADE with a different parameter (including mutation factor and crossover rate) adaptation mechanism. Instead of employing a single pair of parameter means, SHADE maintains a diverse set of parameter means to guide parameter adaptation. In this way, the negative impact of some poor parameter values can be reduced. SHADE and its variants made great success in solving small and medium scale optimization problems [48], but have never been employed by CC. This study makes the first attempt to scale up SHADE for LSOPs. Algorithm 3 presents the main process of SHADE used in FCRACC. For more details of SHADE, the readers can refer to [16]. Here we just specify two points of changes that make SHADE adapt to FCRACC and simplify its implementation.

First, Step 10 evaluates the solution of a subproblem according to its fitness improvement to the best overall solution  $\mathbf{x}^*$  instead of its fitness itself. The main reason is that the selection operator in SHADE needs to compare each population individual against corresponding trial vector to determine the survivor for the next iteration. However, each individual has been evaluated at the last iteration, when the context vector, i.e.  $\mathbf{x}^*$ , may be different from the current one. This makes it infeasible to identify a better solution from the two candidates by directly comparing their fitness values. A straightforward way is to reevaluate each individual, but this requires more CR. According to the property of additive separability defined by (1), the fitness improvement made by

the solution of a subproblem to  $\mathbf{x}^*$  eliminates the influence caused by the solutions of other subproblems, and thus provides the comparability between a individual and its trial vector. It is notable that Steps 18-20 and 4-6 update the fitness improvements of all the individuals when  $\mathbf{x}^*$  is updated. The aim is to make individuals share the same context vector with their respective trial vectors at the next iteration. Besides SHADE, this kind of indirect solution evaluation method also applies to other DE variants as long as they take the same selection operator with SHADE.

Second, SHADE maintains an external archive to provide a solution for the “current-to- $p$ best/1” mutation operator. The original SHADE initializes it with an empty set and continually fills or updates it with population individuals which are worse than corresponding trial vectors. This asks SHADE to perform different operations according to the real number of solutions in the archive during the whole evolution process, although the archive will be definitely fully filled after several iterations. To simplify operations, Step 3 directly initializes the archive with a specified number of random solutions. This minor change significantly simplifies the implementation of SHADE without affecting its performance.

---

**Algorithm 3:**  $(P_i, \mathbf{x}^*, \Delta C_i, \delta_i) \leftarrow \text{SHADE}(P_i, \mathbf{x}^*, \text{isInitialization})$

---

```

1. if  $\text{isInitialization} == \text{True}$  then
2.   Initialize the parameter memory  $M_i$  for the  $i$ th subproblem;
3.   Initialize the external archive  $A_i$  with  $|P_i|$  random solutions;
4.    $j^* \leftarrow \arg \min_{j=1, \dots, p} f(\mathbf{x}^* | \mathbf{x}_{ij}), \mathbf{x}^* \leftarrow \mathbf{x}^* | \mathbf{x}_{j^*}$ ;
5.   for each  $\mathbf{x}_{ij} \in P_i$  do
6.      $\Delta F_{ij} \leftarrow f(\mathbf{x}^*) - f(\mathbf{x}^* | \mathbf{x}_{ij})$ ;
7.   for each  $\mathbf{x}_{ij} \in P_i$  do
8.     Generate a pair of control parameters based on  $M_i$ ;
9.     Generate a trial vector  $\mathbf{u}_{ij}$  according to “current-to- $p$ best/1/bin”;
10.     $\Delta F'_{ij} \leftarrow f(\mathbf{x}^*) - f(\mathbf{x}^* | \mathbf{u}_{ij})$ ; // Evaluate  $\mathbf{u}_{ij}$ 
11.    if  $\Delta F'_{ij} > \Delta F_{ij}$  then
12.      Update a randomly selected solution in  $A_i$  with  $\mathbf{x}_{ij}$ ;
13.      Record current control parameters;
14.       $\mathbf{x}_{ij} \leftarrow \mathbf{u}_{ij}, \Delta F_{ij} \leftarrow \Delta F'_{ij}$ ;
15.   Update  $M_i$  based on the recorded successful control parameters;
16.    $\Delta C_i \leftarrow \max(\max(\Delta F_{ij}), 0), \Delta \delta_i \leftarrow \text{std}(\Delta F_{ij})$ ;
17.   if  $\Delta C_i > 0$  then
18.      $j^* \leftarrow \arg \max_{j=1, \dots, p} \Delta F_{ij}, \mathbf{x}^* \leftarrow \mathbf{x}^* | \mathbf{x}_{j^*}$ ;
19.     for each  $\mathbf{x}_{ij} \in P_i$  do
20.        $\Delta F_{ij} \leftarrow f(\mathbf{x}^*) - f(\mathbf{x}^* | \mathbf{x}_{ij})$ ;
21. return  $P_i, \mathbf{x}^*, \Delta C_i, \delta_i$ .

```

---

#### IV. EXPERIMENTAL STUDIES

The purpose of this section is threefold: 1) to study the influence of parameters, 2) to investigate the behavior of FCRACC, and 3) to evaluate its performance.

##### A. Experimental Settings

The CEC2010 and CEC2013 benchmark suites which contain 20 and 15 LSOPs, respectively, were employed in our experiments. All these benchmark functions are minimization problems of 1000 dimensions except that  $f_{13}$  and  $f_{14}$  in CEC2013 suite have 905 variables. Table I presents the classification of these functions. For more details about them, readers can refer to [49], [50].

TABLE I  
CLASSIFICATION OF BENCHMARK FUNCTIONS

Separability	CEC2010 suite	CEC2013 suite
Separable functions	$f_1 - f_3$	$f_1 - f_3$
Partially separable functions	$f_4 - f_{18}$	$f_4 - f_{11}$
Nonseparable functions	$f_{19} - f_{20}$	$f_{12} - f_{15}$

To evaluate the performance of FCRACC, we compared it with seven well-known CC algorithms (including the traditional CC [7], CBCC1, CBCC2 [11], CCFR [15], DECC-G [19], DECC-D [30], and DECC [31] with DG2 [35]) and two state-of-the-art non-CC algorithms (including MA-SW-Chains [51] and MOS-CEC2013 [52]). Two decomposition methods were used in our experiments. One is the ideal decomposition which groups variables according to the prior knowledge of a benchmark function. The other is the recently developed DG2 method [35]. It improves the classic DG method [31] and can decompose LSOPs with high accuracy. Since the seven CC algorithms listed above all employ SaNSDE [44] as optimizer, we also implemented a SaNSDE version of FCRACC besides the SHADE version. As a result, four FCRACC algorithms in total were implemented. For the convenience of description, we abbreviate the FCRACC algorithm which adopts ideal decomposition and SHADE to FCRACC<sub>ID+SHADE</sub>. Similar abbreviations can be given to other CC algorithms. To make fair comparisons, the parameters of SaNSDE in FCRACC were set to the same values as those in the seven existing CC algorithms and the parameters of SHADE were set according to the recommendation of the original paper [16], which means the population sizes of SaNSDE and SHADE were set to 50 and 100, respectively.

As suggested by [49], a maximum number of  $3.0 \times 10^6$  FEs was used as the termination condition of a run of an algorithm. Unless otherwise mentioned, the results of each algorithm on a function were calculated based on 25 independent runs.

##### B. Influence of Parameters

FCRACC only has a single free parameter, i.e., the forgetting factor  $\alpha$  in (8). It determines the utilization degree of the previous estimation value of a subproblem's contribution when predicting a new contribution value for it. The larger  $\alpha$  is, the more previous information will be used, but the less information about the current contribution and evolution status will be exploited. It is expected that  $\alpha$  can achieve a good balance between these two kinds of information.

To investigate the sensitivity of FCRACC to  $\alpha$ , we tested FCRACC<sub>ID+SHADE</sub> on a variety of benchmark functions with different  $\alpha$  values taken from  $\{0, 0.1, 0.3, 0.5, 0.7, 0.9, 0.95, 0.98, 0.99, 1\}$ . Taking the CEC2010 function  $f_{16}$  and the CEC2013 function  $f_8$  as examples, Fig. 1 presents the average, smallest, and largest fitness values obtained by the algorithm. It can be observed that FCRACC<sub>ID+SHADE</sub> performs well when  $\alpha$  is less than 1 and only shows performance deterioration when  $\alpha$  is very close to 1. In fact, FCRACC<sub>ID+SHADE</sub> with  $0 \leq \alpha < 1$  can get a near optimal solution for  $f_{16}$  in almost each run. This means that the performance of FCRACC<sub>ID+SHADE</sub> is rather

robust to the change of  $\alpha$ . Only when the previous estimation information is emphasized too much, will the performance of FCRACC deteriorate, since CR will be improperly allocated in this case. For this reason, we recommend selecting a value for  $\alpha$  from the interval  $[0, 0.95]$ . It was set to 0.5 in the experiments described below.

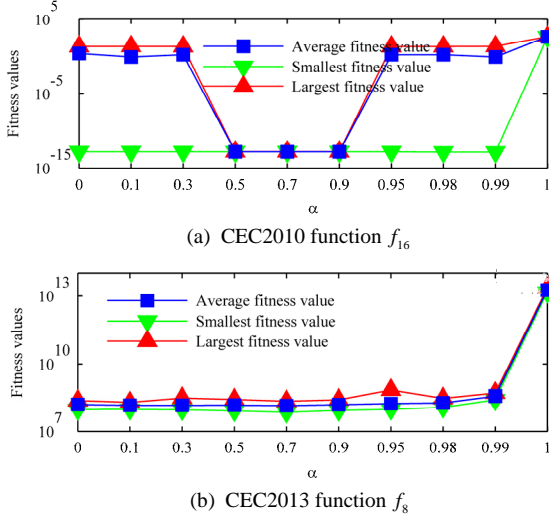


Fig. 1. Influence of  $\alpha$  on the performance of FCRACC.

### C. Behavior of FCRACC

This section studies the behavior of FCRACC under the ideal decomposition. In this case, all the FEs are used for optimization. Fig. 2 shows the CRA and optimization results of FCRACC<sub>ID+SHADE</sub> in a single run, where the CEC2010 function  $f_{16}$  is employed as an example. This function can be ideally decomposed into 20 subproblems of the same dimension and the same contribution weight [49]. Fig. 2a presents the indices of the subproblems optimized at the first 5000 iterations, from which it can be seen that the optimization process on  $f_{16}$  can be divided into three stages. In the first stage, each subproblem is occasionally optimized at some iterations after all subproblems are sequentially optimized once within the first 20 iterations. The second stage starts from about the 100th iteration and ends at about the 3400th iteration, during which each subproblem is deeply optimized within a certain number of consecutive iterations. After entering the third stage, the optimizer frequently changes its optimization object again.

The above phenomenon can be illustrated by Fig. 2b which presents the largest and the second largest contribution values estimated by FCRACC<sub>ID+SHADE</sub> at each iteration and the corresponding smallest overall fitness value it obtains. In the first stage, the search pattern of the optimizer on each subproblem is so random that few better solutions can be found, then the contribution made by the current subproblem tends to decrease. As a result, it is much likely to be replaced by a new subproblem with the largest contribution. In the second stage, the optimizer explores and exploits good solution regions of each subproblem. When a subproblem is optimized in this stage, its contribution first increases and then decreases, since the optimizer necessarily becomes more and more inactive and can achieve few improvement after its success in the explored good

solution regions. All the subproblems share similar status after they are deeply optimized once in the second stage, and no significant improvement can be achieved on each of them. Accordingly, the differences among their contributions are small, which leads to the frequent change of the optimization object in the third stage.

Fig. 2c presents the allocation result of total  $3.0 \times 10^4$  iterations among 20 subproblems versus the number of iterations at which the optimizer gets better solutions for a subproblem, and Fig. 2d presents the given contribution weight of each subproblem versus the real fitness improvement achieved on it. It can be seen that the four performance indicators are rather consistent on all the subproblems except that the 10th subproblem is assigned with much more iterations. The reason is that the optimizer finds a better solution for this subproblem in the late search process, when it stagnates on all the other subproblems. As a result, the optimizer persistently optimizes this subproblem until also stagnating on it.

Fig. 3 demonstrates the CRA and optimization results of FCRACC<sub>ID+SHADE</sub> on the CEC2013 function  $f_8$ . This function can also be ideally decomposed into 20 subproblems, but these subproblems have different dimensions varying from 25 to 100 and different contribution weights of magnitude orders varying from  $10^{-6}$  to  $10^9$  [50]. From Fig. 3a, it can be observed that the third and the fifth subproblems which have the largest and the second largest weights, respectively, undergo much more consecutive iterations in the first half and the second half of the whole search process, respectively, and the 11th and the 13th subproblems which have the second smallest and the smallest weights, respectively, are only allocated with very few iterations in the second half of the search process. From Fig. 3b, we can see that the fitness value decreases rapidly in the first half of the search process, which mainly benefits from the fact that the significantly large weight of the third subproblem attracts many CR for it. Besides, although the decreasing rate of the fitness value slows down in the second half of the search process, the largest contribution value estimated by FCAR still keeps a great order of magnitude, which means that the optimizer remains active and can still get better solutions.

From Figs. 3c-d, the following observation can be made: the larger the weight of a subproblems is, the more iterations it is allocated, and the larger contribution it makes to the total fitness improvement. One exception is that the fifth subproblem which has smaller weight than the third one is assigned with more iterations. The reason consists in that the third subproblem has much lower dimension. After the first half of the whole search process, the optimizer is near stagnant on this subproblem, while it is still active on the fifth one even at the end of the search process. This can be further verified by the fact that the optimizer achieves fitness improvement on the fifth subproblem at almost all the iterations allocated to it.

The behavior of FCRACC on the two different kinds of functions indicates that FCRA can allocate CR to different subproblems adaptively and subtly according to their real-time contributions and evolution status, thus can enhance the utilization efficiency of CR and the performance of CC.

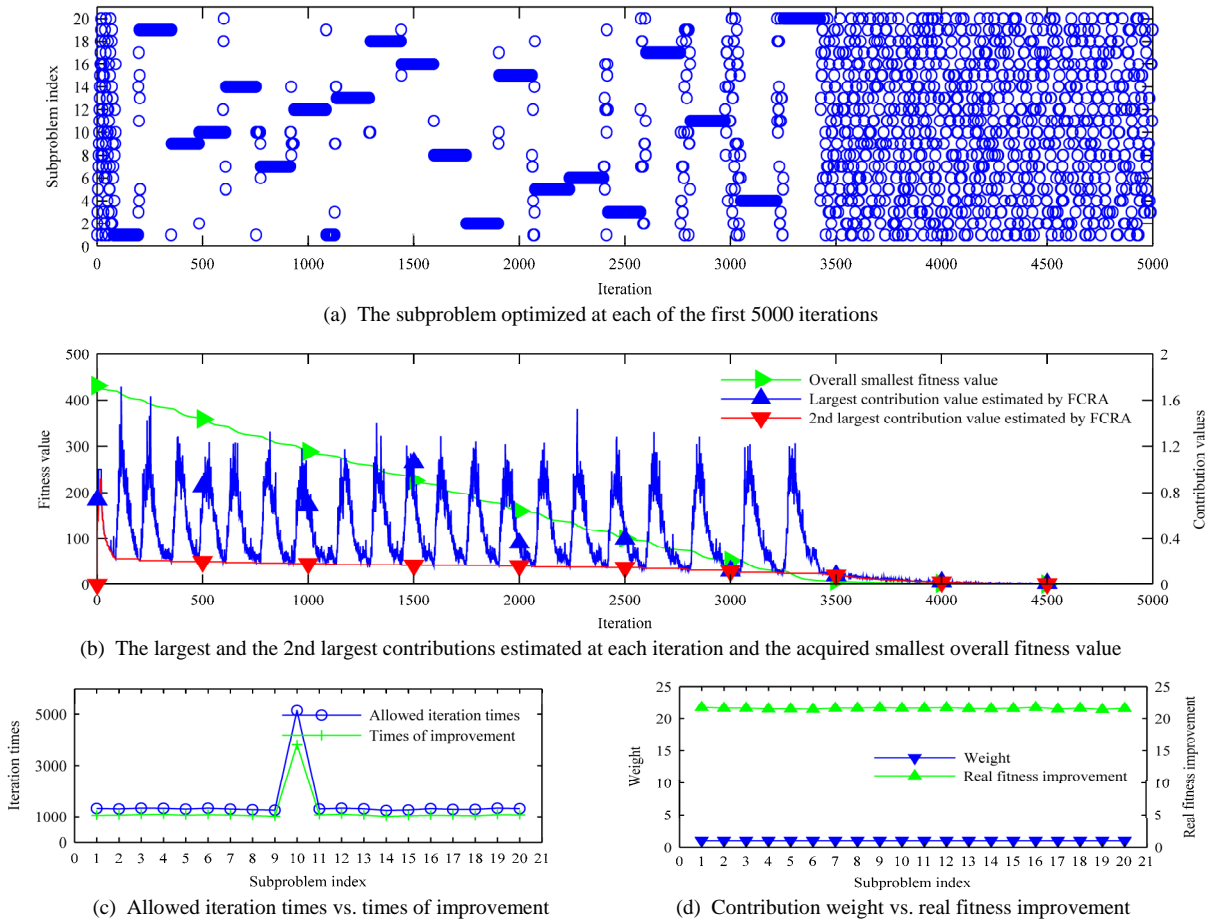
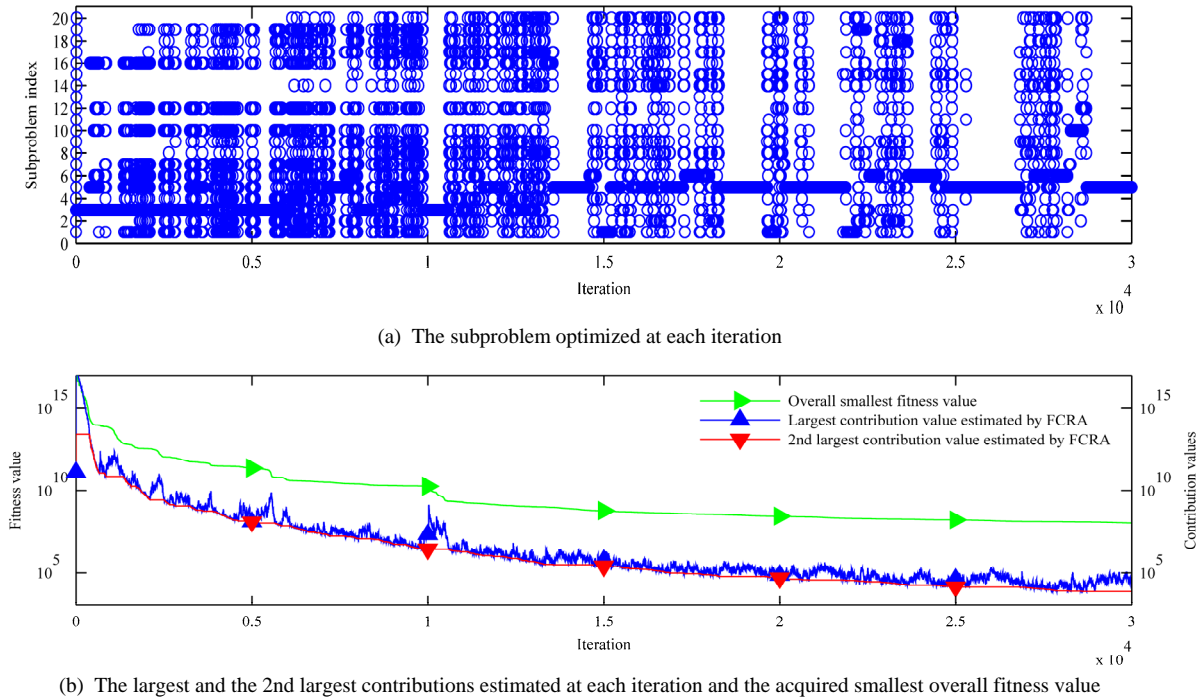
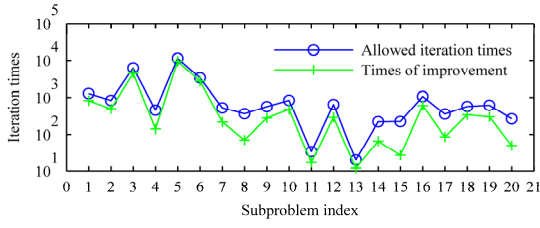


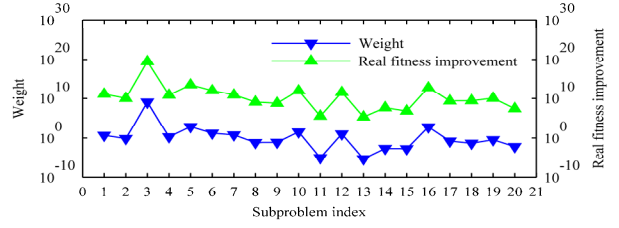
Fig. 2. Behavior of FCRACC on the CEC2010 function  $f_{16}$ .







(c) Allowed iteration times vs. times of improvement



(d) Contribution weight vs. real fitness improvement

Fig. 3. Behavior of FCRACC on the CEC2013 function  $f_8$ .

TABLE II

THE AVERAGE FITNESS VALUES  $\pm$  STANDARD DEVIATIONS OBTAINED BY THE SIX CC ALGORITHMS ON THE CEC2010 AND CEC2013 FUNCTIONS OVER 25 INDEPENDENT RUNS, AND THE STATISTICAL RESULTS OBTAINED BASED ON COHEN'S  $d$  EFFECT SIZE AND FRIEDMAN TEST.

$F$	CC <sub>ID+SaNSDE</sub>	CBCC1 <sub>ID+SaNSDE</sub>	CBCC2 <sub>ID+SaNSDE</sub>	CCFR <sub>ID+SaNSDE</sub>	FCRACC <sub>ID+SaNSDE</sub>	FCRACC <sub>ID+SHADE</sub>	
CEC2010 functions	$f_1$	$3.5e+11 \pm 2.0e+10$ (25.26) <sup>-</sup>	$9.9e+06 \pm 1.3e+07$ (1.10) <sup>-</sup>	$9.9e+06 \pm 1.3e+07$ (1.10) <sup>-</sup>	$1.2e-05 \pm 4.9e-06$ (3.53) <sup>-</sup>	<b>6.94e-24 <math>\pm</math> 1.46e-23</b>	<b>0.00e+00 <math>\pm</math> 0.00e+00</b> ( - ) <sup>±</sup>
	$f_2$	$9.4e+03 \pm 2.1e+02$ (63.84) <sup>-</sup>	$4.7e+03 \pm 4.8e+02$ (13.89) <sup>-</sup>	$4.7e+03 \pm 4.8e+02$ (13.89) <sup>-</sup>	$2.7e+01 \pm 5.2e+00$ (-3.80) <sup>+</sup>	$7.68e+01 \pm 1.82e+01$	<b>3.04e+00 <math>\pm</math> 2.38e-01</b> (-5.85) <sup>±</sup>
	$f_3$	$2.0e+01 \pm 4.4e-02$ (7.58) <sup>-</sup>	$1.2e+01 \pm 3.7e-01$ (4.31) <sup>-</sup>	$1.2e+01 \pm 3.7e-01$ (4.31) <sup>-</sup>	$4.6e+00 \pm 4.6e-01$ (1.33) <sup>-</sup>	<b>1.30e+00 <math>\pm</math> 3.56e+00</b>	<b>8.54e-01 <math>\pm</math> 2.81e+00</b> (-0.14) <sup>±</sup>
	$f_4$	$3.4e+14 \pm 7.5e+13$ (6.54) <sup>-</sup>	$6.0e+10 \pm 4.4e+10$ (1.37) <sup>-</sup>	$9.9e+10 \pm 2.7e+10$ (3.61) <sup>-</sup>	$8.3e+10 \pm 6.2e+10$ (1.53) <sup>-</sup>	$1.36e+10 \pm 2.09e+10$	<b>2.88e+07 <math>\pm</math> 2.45e+07</b> (-0.94) <sup>±</sup>
	$f_5$	$4.9e+08 \pm 2.4e+07$ (22.58) <sup>-</sup>	$6.8e+07 \pm 1.0e+07$ (-0.07) <sup>±</sup>	$6.7e+07 \pm 9.1e+06$ (-0.17) <sup>±</sup>	$7.2e+07 \pm 1.3e+07$ (0.26) <sup>-</sup>	$6.88e+07 \pm 1.22e+07$	<b>4.66e+07 <math>\pm</math> 7.18e+06</b> (-2.26) <sup>+</sup>
	$f_6$	$1.1e+07 \pm 7.5e+05$ (21.17) <sup>-</sup>	$1.3e+06 \pm 6.4e+05$ (2.93) <sup>-</sup>	$1.3e+06 \pm 6.8e+05$ (2.76) <sup>-</sup>	$7.7e+05 \pm 7.1e+05$ (1.57) <sup>-</sup>	<b>7.87e-01 <math>\pm</math> 2.78e+00</b>	<b>6.38e-01 <math>\pm</math> 2.57e+00</b> (-0.06) <sup>±</sup>
	$f_7$	$7.7e+10 \pm 9.6e+09$ (11.58) <sup>-</sup>	$5.9e+04 \pm 9.3e+03$ (9.16) <sup>-</sup>	$8.4e+04 \pm 1.9e+04$ (6.38) <sup>-</sup>	$1.5e-03 \pm 2.5e-04$ (8.66) <sup>-</sup>	<b>1.11e-20 <math>\pm</math> 8.72e-21</b>	<b>1.11e-21 <math>\pm</math> 4.80e-22</b> ( - ) <sup>±</sup>
	$f_8$	$1.8e+14 \pm 9.3e+13$ (2.79) <sup>-</sup>	$8.6e+05 \pm 1.6e+06$ (0.40) <sup>-</sup>	$1.0e+06 \pm 1.7e+06$ (0.49) <sup>-</sup>	<b>3.2e+05 <math>\pm</math> 1.1e+06</b> (0.00) <sup>±</sup>	<b>3.19e+05 <math>\pm</math> 1.10e+06</b>	<b>1.59e+05 <math>\pm</math> 7.97e+05</b> (-0.17) <sup>±</sup>
	$f_9$	$9.4e+08 \pm 7.1e+07$ (19.05) <sup>-</sup>	$1.7e+07 \pm 2.1e+07$ (0.98) <sup>-</sup>	$2.8e+09 \pm 1.8e+09$ (2.24) <sup>-</sup>	$9.4e+06 \pm 1.2e+06$ (7.65) <sup>-</sup>	$2.69e+06 \pm 4.04e+05$	<b>8.59e+05 <math>\pm</math> 1.08e+05</b> (-6.32) <sup>+</sup>
	$f_{10}$	$4.8e+03 \pm 6.7e+01$ (-6.70) <sup>+</sup>	$3.0e+03 \pm 1.7e+02$ (-10.56) <sup>+</sup>	$4.5e+03 \pm 6.6e+02$ (-5.07) <sup>+</sup>	<b>1.4e+03 <math>\pm</math> 1.0e+02</b> (-14.52) <sup>+</sup>	$7.67e+03 \pm 6.15e+02$	$5.86e+03 \pm 6.71e+02$ (-2.87) <sup>+</sup>
	$f_{11}$	$4.1e+01 \pm 1.5e+00$ (12.84) <sup>-</sup>	$2.2e+01 \pm 3.2e+00$ (5.70) <sup>-</sup>	$2.4e+01 \pm 2.7e+00$ (6.60) <sup>-</sup>	$1.0e+01 \pm 2.7e+00$ (2.57) <sup>-</sup>	$1.06e+00 \pm 4.23e+00$	<b>1.33e-05 <math>\pm</math> 6.64e-05</b> (-0.36) <sup>±</sup>
	$f_{12}$	$4.9e+05 \pm 3.4e+04$ (20.80) <sup>-</sup>	$1.8e+04 \pm 6.5e+03$ (4.00) <sup>-</sup>	$2.5e+04 \pm 7.3e+03$ (4.94) <sup>-</sup>	$1.2e+00 \pm 4.6e+00$ (0.38) <sup>-</sup>	$5.28e-06 \pm 2.82e-06$	<b>3.44e-10 <math>\pm</math> 1.19e-10</b> (-2.70) <sup>+</sup>
	$f_{13}$	$1.5e+07 \pm 4.1e+06$ (5.28) <sup>-</sup>	$1.9e+04 \pm 6.3e+03$ (4.33) <sup>-</sup>	$2.8e+04 \pm 5.4e+03$ (7.46) <sup>-</sup>	$3.2e+02 \pm 9.9e+01$ (2.95) <sup>-</sup>	$9.09e+01 \pm 5.27e+01$	<b>7.34e+00 <math>\pm</math> 3.19e+00</b> (-2.28) <sup>+</sup>
	$f_{14}$	$2.7e+07 \pm 2.1e+06$ (7.74) <sup>-</sup>	$2.8e+07 \pm 2.1e+06$ (8.33) <sup>-</sup>	$9.5e+09 \pm 5.2e+08$ (26.33) <sup>-</sup>	$2.5e+07 \pm 2.9e+06$ (5.07) <sup>-</sup>	$1.39e+07 \pm 1.25e+06$	<b>6.01e+06 <math>\pm</math> 5.52e+05</b> (-8.33) <sup>+</sup>
	$f_{15}$	$4.0e+03 \pm 1.6e+02$ (-10.37) <sup>+</sup>	$4.0e+03 \pm 1.5e+02$ (-10.41) <sup>+</sup>	$4.2e+03 \pm 1.6e+02$ (-9.91) <sup>+</sup>	<b>2.8e+03 <math>\pm</math> 1.3e+02</b> (-13.26) <sup>+</sup>	$8.53e+03 \pm 6.10e+02$	$6.11e+03 \pm 8.17e+02$ (-3.43) <sup>+</sup>
	$f_{16}$	$2.0e+01 \pm 4.0e+00$ (3.71) <sup>-</sup>	$1.9e+01 \pm 3.2e+00$ (3.72) <sup>-</sup>	$2.0e+01 \pm 3.4e+00$ (3.88) <sup>-</sup>	$2.0e+01 \pm 2.6e+00$ (4.11) <sup>-</sup>	$1.87e+00 \pm 5.82e+00$	<b>1.40e-13 <math>\pm</math> 3.42e-15</b> (-0.46) <sup>±</sup>
	$f_{17}$	$2.2e+01 \pm 3.7e+01$ (0.84) <sup>-</sup>	$3.5e+01 \pm 4.9e+01$ (1.02) <sup>-</sup>	$1.4e+02 \pm 4.4e+01$ (4.58) <sup>-</sup>	$9.8e+00 \pm 1.1e+01$ (1.24) <sup>-</sup>	$3.69e-01 \pm 2.61e-01$	<b>4.70e-03 <math>\pm</math> 1.26e-03</b> (-2.01) <sup>+</sup>
	$f_{18}$	$1.0e+03 \pm 1.7e+02$ (1.08) <sup>-</sup>	$1.1e+03 \pm 1.8e+02$ (1.68) <sup>-</sup>	$1.4e+03 \pm 1.9e+02$ (3.46) <sup>-</sup>	$1.1e+03 \pm 1.8e+02$ (1.68) <sup>-</sup>	$8.35e+02 \pm 1.39e+02$	<b>3.85e+02 <math>\pm</math> 6.56e+01</b> (-4.23) <sup>+</sup>
	$f_{19}$	$1.2e+06 \pm 9.5e+04$ (3.38) <sup>-</sup>	$1.2e+06 \pm 9.5e+04$ (3.38) <sup>-</sup>	$1.2e+06 \pm 9.5e+04$ (3.38) <sup>-</sup>	$1.2e+06 \pm 9.5e+04$ (3.38) <sup>-</sup>	$8.75e+05 \pm 1.01e+05$	<b>2.86e+05 <math>\pm</math> 3.29e+04</b> (-8.00) <sup>+</sup>
	$f_{20}$	$1.0e+09 \pm 9.0e+08$ (1.59) <sup>-</sup>	$1.0e+09 \pm 9.0e+08$ (1.59) <sup>-</sup>	$1.0e+09 \pm 9.0e+08$ (1.59) <sup>-</sup>	$1.0e+09 \pm 9.0e+08$ (1.59) <sup>-</sup>	$8.26e+06 \pm 1.44e+07$	<b>1.05e+06 <math>\pm</math> 2.23e+06</b> (-0.71) <sup>+</sup>
$\frac{+/=-}{No.}$	2/0/18	2/1/17	2/1/17	3/1/16	-	15/5/0	
CEC2013 functions	$f_1$	$3.7e+11 \pm 1.5e+10$ (35.60) <sup>-</sup>	$1.4e+07 \pm 3.6e+07$ (0.56) <sup>-</sup>	$1.4e+07 \pm 3.6e+07$ (0.56) <sup>-</sup>	$1.3e-05 \pm 3.2e-06$ (5.86) <sup>-</sup>	<b>1.45e-23 <math>\pm</math> 4.62e-23</b>	<b>0.00e+00 <math>\pm</math> 0.00e+00</b> ( - ) <sup>±</sup>
	$f_2$	$8.5e+04 \pm 5.1e+03$ (24.02) <sup>-</sup>	$2.1e+04 \pm 9.9e+02$ (30.42) <sup>-</sup>	$2.1e+04 \pm 9.9e+02$ (30.42) <sup>-</sup>	<b>5.5e-01 <math>\pm</math> 1.5e+00</b> (-6.85) <sup>+</sup>	$1.26e+02 \pm 2.64e+01$	$7.44e+00 \pm 6.90e-01$ (-6.48) <sup>±</sup>
	$f_3$	$2.1e+01 \pm 9.1e-03$ (20.83) <sup>-</sup>	$2.1e+01 \pm 1.1e-02$ (20.73) <sup>-</sup>	$2.1e+01 \pm 1.1e-02$ (20.73) <sup>-</sup>	<b>2.0e+01 <math>\pm</math> 3.1e-07</b> (-2.34) <sup>+</sup>	$2.01e+01 \pm 6.17e-02$	$2.01e+01 \pm 3.93e-02$ (0.00) <sup>±</sup>
	$f_4$	$1.7e+12 \pm 4.8e+11$ (5.11) <sup>-</sup>	$1.6e+08 \pm 6.0e+07$ (3.66) <sup>-</sup>	$6.6e+10 \pm 5.6e+09$ (17.01) <sup>-</sup>	$4.5e+07 \pm 1.7e+07$ (3.14) <sup>-</sup>	$7.62e+06 \pm 2.51e+06$	<b>5.38e+05 <math>\pm</math> 2.10e+05</b> (-4.06) <sup>+</sup>
	$f_5$	$1.2e+07 \pm 6.9e+05$ (12.55) <sup>-</sup>	$2.5e+06 \pm 4.2e+05$ (-4.62) <sup>+</sup>	<b>2.4e+06 <math>\pm</math> 4.5e+05</b> (-4.70) <sup>+</sup>	$2.5e+06 \pm 2.7e+05$ (-5.31) <sup>+</sup>	$4.59e+06 \pm 5.00e+05$	$3.47e+06 \pm 2.77e+05$ (-2.83) <sup>+</sup>
	$f_6$	$1.1e+06 \pm 1.6e+03$ (30.06) <sup>-</sup>	$1.1e+06 \pm 1.9e+03$ (27.65) <sup>-</sup>	$1.1e+06 \pm 1.7e+03$ (29.23) <sup>-</sup>	$1.1e+06 \pm 1.2e+03$ (33.49) <sup>-</sup>	<b>1.05e+06 <math>\pm</math> 1.79e+03</b>	<b>1.05e+06 <math>\pm</math> 5.70e+03</b> (0.00) <sup>±</sup>
	$f_7$	$4.2e+09 \pm 1.1e+09$ (5.51) <sup>-</sup>	$1.9e+07 \pm 2.4e+07$ (1.00) <sup>-</sup>	$9.6e+07 \pm 3.7e+08$ (0.37) <sup>-</sup>	$8.6e+06 \pm 1.9e+07$ (0.50) <sup>-</sup>	<b>1.54e+06 <math>\pm</math> 7.67e+06</b>	<b>1.64e+06 <math>\pm</math> 9.95e+05</b> (0.02) <sup>±</sup>
	$f_8$	$4.7e+13 \pm 2.8e+13$ (2.42) <sup>-</sup>	$2.0e+13 \pm 2.8e+13$ (1.03) <sup>-</sup>	$1.0e+12 \pm 1.3e+11$ (11.08) <sup>-</sup>	$9.6e+09 \pm 1.6e+10$ (0.66) <sup>-</sup>	$2.25e+09 \pm 1.61e+09$	<b>1.50e+08 <math>\pm</math> 3.98e+07</b> (-1.88) <sup>±</sup>
	$f_9$	$2.9e+08 \pm 5.2e+07$ (-2.17) <sup>+</sup>	$2.5e+08 \pm 3.8e+07$ (-3.40) <sup>+</sup>	$2.2e+08 \pm 2.8e+07$ (-4.47) <sup>+</sup>	<b>1.9e+08 <math>\pm</math> 2.8e+07</b> (-5.22) <sup>+</sup>	$3.99e+08 \pm 5.05e+07$	$3.02e+08 \pm 2.39e+07$ (-2.51) <sup>+</sup>
	$f_{10}$	$9.4e+07 \pm 2.9e+05$ (4.80) <sup>-</sup>	$9.4e+07 \pm 2.8e+05$ (4.89) <sup>-</sup>	$9.4e+07 \pm 2.3e+05$ (5.38) <sup>-</sup>	$9.5e+07 \pm 1.9e+05$ (10.26) <sup>-</sup>	$9.27e+07 \pm 2.62e+05$	<b>9.22e+07 <math>\pm</math> 3.82e+05</b> (-1.56) <sup>±</sup>
	$f_{11}$	$2.2e+09 \pm 8.4e+09$ (0.29) <sup>-</sup>	$3.0e+09 \pm 1.0e+10$ (0.36) <sup>-</sup>	$4.9e+10 \pm 9.5e+10$ (0.74) <sup>-</sup>	<b>3.3e+08 <math>\pm</math> 3.2e+08</b> (-0.39) <sup>+</sup>	$4.83e+08 \pm 4.59e+08$	$5.22e+08 \pm 2.81e+08$ (0.10) <sup>±</sup>
	$f_{12}$	$6.1e+08 \pm 7.1e+08$ (1.22) <sup>-</sup>	$6.1e+08 \pm 7.1e+08$ (1.22) <sup>-</sup>	$6.1e+08 \pm 7.1e+08$ (1.22) <sup>-</sup>	$6.0e+08 \pm 7.1e+08$ (1.20) <sup>-</sup>	$1.08e+07 \pm 3.84e+07$	<b>6.30e+05 <math>\pm</math> 2.11e+06</b> (-3.68) <sup>±</sup>
	$f_{13}$	$9.5e+08 \pm 5.4e+08$ (1.58) <sup>-</sup>	$9.5e+08 \pm 5.4e+08$ (1.58) <sup>-</sup>	$9.5e+08 \pm 5.4e+08$ (1.58) <sup>-</sup>	$9.3e+08 \pm 5.3e+08$ (1.56) <sup>-</sup>	$3.41e+08 \pm 1.28e+08$	<b>1.41e+07 <math>\pm</math> 1.44e+07</b> (-0.66) <sup>±</sup>
	$f_{14}$	$2.2e+09 \pm 2.1e+09$ (1.31) <sup>-</sup>	$2.2e+09 \pm 2.1e+09$ (1.31) <sup>-</sup>	$2.2e+09 \pm 2.1e+09$ (1.31) <sup>-</sup>	$2.1e+09 \pm 2.1e+09$ (1.24) <sup>-</sup>	$2.70e+08 \pm 3.12e+08$	<b>4.82e+07 <math>\pm</math> 8.67e+07</b> (-0.99) <sup>±</sup>
	$f_{15}$	$8.3e+06 \pm 3.3e+06$ (1.49) <sup>-</sup>	$8.3e+06 \pm 3.3e+06$ (1.49) <sup>-</sup>	$8.3e+06 \pm 3.3e+06$ (1.49) <sup>-</sup>	$8.2e+06 \pm 3.3e+06$ (1.44) <sup>-</sup>	$4.68e+06 \pm 1.22e+06$	<b>1.11e+06 <math>\pm</math> 2.08e+05</b> (-4.16) <sup>±</sup>
$\frac{+/=-}{No.}$	1/0/14	2/0/13	2/0/13	5/0/10	-	10/5/0	
Ranking	5.1429	4.1429	4.5857	3.0143	2.5143	1.6000	

<sup>†</sup> "+", "±", and "-" denote that the performance of the corresponding algorithm is better than, similar to, and worse than that of FCRACC<sub>ID+SaNSDE</sub>, respectively.

<sup>‡</sup> The results marked in boldface indicate they are the best.

#### D. Comparison between FCRACC and other CC Algorithms under Ideal Decomposition

To show the effectiveness of FCRA and SHADE, we compared two FCRACC algorithms (FCRACC<sub>ID+SaNSDE</sub> and FCRACC<sub>ID+SHADE</sub>) with four other CC algorithms under ideal decomposition. These four algorithms include the traditional CC [7], CBCC1, CBCC2 [11], and the recently developed CCFR [15], all of which have been briefly introduced in sections I and II. The difference between FCRACC<sub>ID+SaNSDE</sub> and the four existing CC algorithms mainly lies in the CRA strategy. Therefore, the comparison of their performance can highlight the advantage and disadvantage of FCRA. On the other hand, the optimizer is the only difference between

FCRACC<sub>ID+SaNSDE</sub> and FCRACC<sub>ID+SHADE</sub>, then their performance comparison can demonstrate the competitiveness of SHADE over SaNSDE in solving LSOPs within the CC framework. Table II summarizes the average fitness values and the corresponding standard deviations obtained by the six CC algorithms on each function in the CEC2010 and CEC2013 benchmark suites. It is necessary to mention that, to ensure the fairness of the comparison, the four existing CC algorithms were set with the same parameter values as given in their original papers and their experimental results are directly taken from [15]. Table II also reports Cohen's  $d$  effect size [53] (within parentheses) to quantify the difference between the average fitness values of FCRACC<sub>ID+SaNSDE</sub> and those of the other five algorithms. Cohen's  $d$  effect size is independent of

the sample size and is generally considered “small”, “medium”, and “large” if its absolute value belongs to  $[0.2, 0.3)$ ,  $[0.3, 0.8)$  and  $[0.8, +\infty)$ , respectively. Moreover, it is considered that there is no difference between two solutions if the magnitude orders of their fitness values are both not more than  $-10$ .

1) *Comparison on the CEC2010 suite*: The results in Table II demonstrate that FCRACC<sub>ID+SaNSDE</sub> is rather successful. It outperforms the traditional CC, CBCC1, CBCC2, and CCFR on all the three separable functions ( $f_1 - f_3$ ) except being surpassed by CCFR on  $f_2$ . It is worth mentioning that, for this kind of functions, the traditional CC and CCFR optimize all the variables separately, CBCC optimizes them together [15], while FCRACC randomly divides them into groups of size 50 and optimizes the variable groups separately. For 15 partially separable functions ( $f_4 - f_{18}$ ), FCRACC<sub>ID+SaNSDE</sub> also shows exciting performance. It yields better solutions than all the four existing algorithms on 11 functions and similar solutions on 2 functions. Although it shows performance deterioration on  $f_{10}$  and  $f_{15}$ , the average fitness values it obtains on them still have the same order of magnitude with the corresponding ones obtained by its competitors. The excellent performance of FCRACC<sub>ID+SaNSDE</sub> stems from its ability to make better use of CR. It is notable that FCRACC<sub>ID+SaNSDE</sub> also performs better on  $f_{19}$  and  $f_{20}$  which are nonseparable functions. The reason is that the four existing CC algorithms reevaluate the population of each subproblem at the beginning of each cycle, while FCRACC avoids this by evaluating the solution of a subproblem according to its fitness improvement to the best overall solution instead of its fitness itself (see section III-C).

As for FCRACC<sub>ID+SHADE</sub>, it performs no worse than FCRACC<sub>ID+SaNSDE</sub> on all the CEC2010 functions. Especially for  $f_1$ ,  $f_7$ ,  $f_{12}$ , and  $f_{16}$ , it gets a near optimal solution in each of the 25 independent runs. This indicates that FCRACC is compatible with different optimizers and SHADE is more efficient than SaNSDE in solving LSOPs within the CC framework.

2) *Comparison on the CEC2013 suite*: Compared with the CEC2010 functions, the CEC2013 functions are much more difficult to solve, since the dimensions and the contribution weights of different subproblems are very imbalanced and more complicated transformations are introduced into the base functions [50]. On the whole, most solutions reported in Table II are far away from corresponding optimal ones. Even so, the performance of the two FCRACC algorithms are satisfactory, compared with that of the four existing CC algorithms. FCRACC<sub>ID+SaNSDE</sub> outperforms the traditional CC, CBCC1, CBCC2, and CCFR on 14, 13, 13, and 10 functions, respectively. For  $f_2$  and  $f_{11}$ , it is defeated by CCFR, but still provides significantly better solutions than the other three existing algorithms. When comparing FCRACC<sub>ID+SaNSDE</sub> with FCRACC<sub>ID+SHADE</sub>, we can see that the latter improves the former on 10 functions and shows similar performance on the rest 5 functions. This further verifies the compatibility of FCRACC and the efficiency of SHADE.

The last row of Table II lists the ranking of the six CC

algorithms on the CEC2010 and CEC2013 functions according to Friedman test, from which it can be concluded that FCRACC<sub>ID+SHADE</sub> performs best, followed by FCRACC<sub>ID+SaNSDE</sub>, CCFR, CBCC1, and CBCC2, whereas the traditional CC is definitely defeated by the other five algorithms.

#### E. Comparisons among FCRACC, other CC Algorithms, and non-CC algorithms

To evaluate FCRACC's performance more comprehensively, we further tested the two FCRACC algorithms coupled with DG2 [35] which is an efficient decomposition method developed recently. Their experimental results are presented in Table III, where the results of four well-known CC algorithms and two state-of-the-art non-CC algorithms are also reported for comparison. The four existing CC algorithms, i.e., DECC-G [19], DECC-D [30], DECC [31], and CCFR [15], have been briefly introduced in section II, where the first two employ random grouping and delta grouping as decomposition method, respectively. For DECC and CCFR, their versions taking DG2 as decomposition method were employed in this experiment. The two non-CC algorithms, i.e., MA-SW-Chains [51] and MOS-CEC2013 [52], are both memetic algorithms. They were ranked the first in the IEEE CEC2010 and CEC2013 competitions on LSOP, respectively [54]. It is necessary to emphasize that the source code of DG2 shared by Omidvar [55] was used in this experiment, the FEs consumed during the decomposition process was counted into the allowed maximum FE number, and the experimental results of the six existing algorithms are taken from [15] and its supplementary material, where these algorithms were set with the parameter values suggested by their original papers.

From Table III, it can be observed that FCRACC<sub>DG2+SaNSDE</sub> outperforms DECC-G and DECC-D on 31 and 26 out of total 35 functions, respectively. The excellent result benefits from two factors: 1) DG2 provides more accurate decomposition results than random grouping and delta grouping; 2) FCRA allocates CR more economically and reasonably. Most of the functions on which FCRACC<sub>DG2+SaNSDE</sub> does not show significant advantage are separable or nonseparable ones. For both kinds of functions, DG2 takes no effect and the effectiveness of FCRA is also weakened. Table III also shows that FCRACC<sub>DG2+SaNSDE</sub> performs better than DECC and CCFR by several orders of magnitude on most test functions in terms of the average fitness value. For functions on which FCRACC<sub>DG2+SaNSDE</sub> is defeated, its results are still in the same orders of magnitude with the corresponding ones of the other two algorithms. This again verifies the superiority of FCRA since the difference of these three algorithms only lies in CRA.

When comparing FCRACC<sub>DG2+SaNSDE</sub> with two memetic algorithms, we can see that FCRACC<sub>DG2+SaNSDE</sub> has an edge over MA-SW-Chains since it performs no worse than the latter on 13 out of 20 CEC2010 functions and 7 out of 15 CEC2013 functions, but is outperformed by MOS-CEC2013 since the latter obtains better solutions on more functions. A more detailed investigation demonstrates that FCRACC<sub>DG2+SaNSDE</sub> is

TABLE III

THE AVERAGE FITNESS VALUES  $\pm$  STANDARD DEVIATIONS OBTAINED BY THE SIX CC ALGORITHMS AND THE TWO NON-CC ALGORITHMS ON THE CEC2010 AND CEC2013 FUNCTIONS OVER 25 INDEPENDENT RUNS, AND THE STATISTICAL RESULTS OBTAINED BASED ON COHEN'S  $D$  EFFECT SIZE AND FRIEDMAN TEST.

$F$	DECC-G <sub>SaNSDE</sub>	DECC-D <sub>SaNSDE</sub>	DECC-DG2+ <sub>SaNSDE</sub>	CCFR <sub>DG2+SaNSDE</sub>	MA-SW-Chains	MOS-CEC2013	FCRACC <sub>DG2+SaNSDE</sub>	FCRACC <sub>DG2+SHADE</sub>	
CEC2010 functions	$f_1$	4.0e-07 $\pm$ 1.0e-07	<b>1.0e-22 <math>\pm</math> 9.0e-21</b>	1.7e+07 $\pm$ 2.1e+07	2.0e-05 $\pm$ 7.0e-06	<b>3.88e-14 <math>\pm</math> 3.59e-14</b>	<b>0.00e+00 <math>\pm</math> 0.00e+00</b>	<b>1.22e-23 <math>\pm</math> 2.88e-23</b>	<b>0.00e+00 <math>\pm</math> 0.00e+00</b>
	$f_2$	1.3e+03 $\pm$ 3.0e+01	6.5e+01 $\pm$ 4.0e+01	4.7e+03 $\pm$ 4.8e+02	1.7e+02 $\pm$ 9.0e+00	8.63e+02 $\pm$ 5.84e+01	<b>0.00e+00 <math>\pm</math> 0.00e+00</b>	1.12e+02 $\pm$ 2.00e+02	8.59e+01 $\pm$ 5.50e+00
	$f_3$	1.1e+00 $\pm$ 4.0e-01	2.3e+00 $\pm$ 2.0e-01	1.2e+01 $\pm$ 3.7e-01	1.2e+01 $\pm$ 4.0e-01	<b>5.41e-13 <math>\pm</math> 2.13e-13</b>	<b>1.65e-12 <math>\pm</math> 6.73e-14</b>	1.30e+01 $\pm$ 1.03e+00	1.29e+01 $\pm$ 7.41e-01
	$f_4$	2.0e+13 $\pm$ 5.0e+12	3.0e+12 $\pm$ 9.0e+11	8.9e+10 $\pm$ 4.6e+10	1.0e+11 $\pm$ 8.0e+10	2.94e+11 $\pm$ 9.32e+10	1.56e+10 $\pm$ 6.02e+09	1.43e+10 $\pm$ 1.85e+10	<b>1.08e+08 <math>\pm</math> 1.33e+08</b>
	$f_5$	2.5e+08 $\pm$ 7.0e+07	2.9e+08 $\pm$ 1.0e+08	6.7e+07 $\pm$ 1.0e+07	9.2e+07 $\pm$ 2.0e+07	1.75e+08 $\pm$ 1.03e+08	1.11e+08 $\pm$ 2.25e+07	7.10e+07 $\pm$ 9.09e+06	<b>4.85e+07 <math>\pm</math> 6.81e+06</b>
	$f_6$	5.3e+06 $\pm$ 1.0e+06	5.9e+06 $\pm$ 5.0e+06	6.4e+05 $\pm$ 6.8e+05	6.8e+05 $\pm$ 7.0e+05	3.52e+04 $\pm$ 1.72e+05	<b>1.22e-07 <math>\pm</math> 6.43e-08</b>	1.31e+01 $\pm$ 2.51e+00	1.29e+01 $\pm$ 1.73e+00
	$f_7$	8.1e+08 $\pm$ 5.0e+08	1.5e+05 $\pm$ 2.0e+05	4.2e+04 $\pm$ 1.2e+04	2.0e-03 $\pm$ 3.0e-04	3.30e+02 $\pm$ 1.40e+03	<b>0.00e+00 <math>\pm</math> 0.00e+00</b>	<b>4.92e-20 <math>\pm</math> 1.79e-20</b>	<b>8.92e-22 <math>\pm</math> 4.06e-22</b>
	$f_8$	6.8e+07 $\pm$ 3.0e+07	1.3e+08 $\pm$ 1.0e+08	5.2e+05 $\pm$ 1.3e+06	3.2e+05 $\pm$ 1.0e+06	9.28e+06 $\pm$ 2.36e+07	<b>1.95e+00 <math>\pm</math> 8.03e+00</b>	3.32e+05 $\pm$ 1.10e+06	3.18e+05 $\pm$ 1.12e+06
	$f_9$	4.5e+08 $\pm$ 5.0e+07	1.0e+08 $\pm$ 9.0e+06	5.4e+07 $\pm$ 6.4e+07	1.3e+07 $\pm$ 2.0e+06	1.45e+07 $\pm$ 1.59e+06	3.46e+06 $\pm$ 4.49e+05	3.66e+06 $\pm$ 5.91e+05	<b>1.26e+06 <math>\pm</math> 1.35e+05</b>
	$f_{10}$	1.1e+04 $\pm$ 4.0e+02	4.1e+03 $\pm$ 1.0e+03	4.3e+03 $\pm$ 1.8e+02	<b>1.8e+03 <math>\pm</math> 1.0e+02</b>	2.06e+03 $\pm$ 1.19e+02	3.78e+03 $\pm$ 1.47e+02	8.05e+03 $\pm$ 6.22e+02	6.33e+03 $\pm$ 7.74e+02
	$f_{11}$	2.6e+01 $\pm$ 1.0e+00	1.0e+02 $\pm$ 1.0e+02	2.3e+01 $\pm$ 2.1e+00	2.0e+01 $\pm$ 3.0e+00	3.69e+01 $\pm$ 8.24e+00	1.91e+02 $\pm$ 4.07e-01	1.30e+01 $\pm$ 1.05e+00	<b>8.74e+00 <math>\pm</math> 6.50e-01</b>
	$f_{12}$	9.9e+04 $\pm$ 1.0e+04	9.1e+03 $\pm$ 1.0e+03	2.3e+04 $\pm$ 8.8e+03	2.0e+01 $\pm$ 2.0e+01	3.19e-06 $\pm$ 5.32e-07	<b>0.00e+00 <math>\pm</math> 0.00e+00</b>	3.50e-04 $\pm$ 1.53e-04	2.40e-07 $\pm$ 1.04e-07
	$f_{13}$	5.3e+03 $\pm$ 3.0e+03	5.4e+03 $\pm$ 3.0e+03	2.5e+04 $\pm$ 7.8e+03	5.3e+02 $\pm$ 1.0e+02	1.09e+03 $\pm$ 6.29e+02	7.14e+02 $\pm$ 5.68e+02	1.99e+02 $\pm$ 6.58e+01	<b>8.31e+00 <math>\pm</math> 1.16e+01</b>
	$f_{14}$	9.8e+08 $\pm$ 8.0e+07	3.0e+08 $\pm$ 2.0e+07	3.3e+07 $\pm$ 2.7e+06	3.1e+07 $\pm$ 3.0e+06	3.34e+07 $\pm$ 3.37e+06	9.80e+06 $\pm$ 6.03e+05	1.82e+07 $\pm$ 1.58e+06	<b>8.90e+06 <math>\pm</math> 6.54e+05</b>
	$f_{15}$	1.2e+04 $\pm$ 7.0e+02	1.3e+04 $\pm$ 2.0e+02	4.4e+03 $\pm$ 1.9e+02	3.2e+03 $\pm$ 2.0e+02	<b>2.69e+03 <math>\pm</math> 9.75e+01</b>	7.44e+03 $\pm$ 1.84e+02	8.57e+03 $\pm$ 5.77e+02	6.44e+03 $\pm$ 6.95e+02
	$f_{16}$	6.9e+01 $\pm$ 5.0e+00	2.0e+02 $\pm$ 2.0e+02	2.0e+01 $\pm$ 4.0e+00	2.0e+01 $\pm$ 3.0e+00	1.08e+02 $\pm$ 1.51e+01	3.82e+02 $\pm$ 1.55e+01	2.86e+00 $\pm$ 7.07e+00	<b>8.47e-01 <math>\pm</math> 4.23e+00</b>
	$f_{17}$	3.1e+05 $\pm$ 2.0e+04	7.5e+04 $\pm$ 5.0e+03	8.0e+01 $\pm$ 5.2e+01	6.7e+01 $\pm$ 9.0e+01	1.26e+00 $\pm$ 9.45e-02	<b>2.83e-07 <math>\pm</math> 7.97e-08</b>	5.10e+00 $\pm$ 5.00e+00	2.35e-01 $\pm$ 5.98e-02
	$f_{18}$	3.5e+04 $\pm$ 1.0e+04	1.4e+04 $\pm$ 1.0e+04	1.2e+03 $\pm$ 1.5e+02	1.4e+03 $\pm$ 2.0e+02	1.87e+03 $\pm$ 5.79e+02	1.54e+03 $\pm$ 7.46e+02	1.05e+03 $\pm$ 1.49e+02	<b>5.28e+02 <math>\pm</math> 5.84e+01</b>
	$f_{19}$	1.1e+06 $\pm$ 6.0e+04	1.6e+06 $\pm$ 1.0e+06	1.3e+06 $\pm$ 1.0e+05	1.3e+06 $\pm$ 1.0e+05	2.85e+05 $\pm$ 1.74e+04	<b>2.91e+04 <math>\pm</math> 2.14e+03</b>	9.57e+05 $\pm$ 6.25e+04	3.46e+05 $\pm$ 3.67e+04
	$f_{20}$	4.5e+03 $\pm$ 8.0e+02	2.3e+03 $\pm$ 2.0e+02	2.0e+09 $\pm$ 1.8e+09	2.0e+09 $\pm$ 2.0e+09	1.05e+03 $\pm$ 7.59e+01	<b>3.52e+02 <math>\pm</math> 4.43e+02</b>	2.17e+07 $\pm$ 3.28e+07	1.07e+06 $\pm$ 2.59e+06
$\frac{+/=-}{No.}$	2/0/18	4/1/15	4/1/15	3/1/16	7/1/12	12/3/5	-	14/6/0	
CEC2013 functions	$f_1$	3.0e-06 $\pm$ 2.0e-06	<b>1.0e-17 <math>\pm</math> 1.0e-17</b>	4.6e+07 $\pm$ 1.3e+08	2.0e-05 $\pm$ 5.0e-06	<b>8.49e-13 <math>\pm</math> 1.09e-12</b>	<b>1.27e-22 <math>\pm</math> 7.41e-23</b>	<b>5.26e-24 <math>\pm</math> 1.20e-23</b>	<b>0.00e+00 <math>\pm</math> 0.00e+00</b>
	$f_2$	1.3e+03 $\pm$ 3.0e+01	<b>7.1e+01 <math>\pm</math> 3.0e+01</b>	2.1e+04 $\pm$ 1.0e+03	3.6e+02 $\pm$ 2.0e+01	1.22e+03 $\pm$ 1.14e+02	8.32e+02 $\pm$ 4.48e+01	1.26e+02 $\pm$ 2.80e+01	1.35e+02 $\pm$ 5.07e+00
	$f_3$	2.0e+01 $\pm$ 7.0e-03	2.0e+01 $\pm$ 2.0e-03	2.1e+01 $\pm$ 1.2e-02	2.1e+01 $\pm$ 1.0e-02	2.14e+01 $\pm$ 5.62e-02	<b>9.18e-13 <math>\pm</math> 5.12e-14</b>	2.07e+01 $\pm$ 8.18e-03	2.01e+01 $\pm$ 2.74e-03
	$f_4$	2.0e+11 $\pm$ 1.0e+11	3.0e+10 $\pm$ 2.0e+10	2.9e+08 $\pm$ 9.7e+07	9.6e+07 $\pm$ 4.0e+07	4.58e+09 $\pm$ 2.46e+09	1.74e+08 $\pm$ 7.87e+07	1.24e+07 $\pm$ 5.00e+06	<b>1.04e+06 <math>\pm</math> 3.11e+05</b>
	$f_5$	8.6e+06 $\pm$ 1.0e+06	6.1e+06 $\pm$ 2.0e+06	3.0e+06 $\pm$ 4.7e+05	2.8e+06 $\pm$ 3.0e+05	<b>1.87e+06 <math>\pm</math> 3.06e+05</b>	6.94e+06 $\pm$ 8.85e+05	4.68e+06 $\pm$ 5.10e+05	3.56e+06 $\pm$ 3.77e+05
	$f_6$	1.1e+06 $\pm$ 1.0e+03	1.1e+06 $\pm$ 2.0e+03	1.1e+06 $\pm$ 1.6e+03	1.1e+06 $\pm$ 1.0e+03	1.01e+06 $\pm$ 1.53e+04	<b>1.48e+05 <math>\pm</math> 6.43e+04</b>	1.05e+06 $\pm$ 2.20e+03	1.05e+06 $\pm$ 2.48e+03
	$f_7$	1.0e+09 $\pm$ 5.0e+08	9.0e+07 $\pm$ 4.0e+07	2.4e+07 $\pm$ 3.8e+07	2.0e+07 $\pm$ 3.0e+07	3.45e+06 $\pm$ 1.27e+06	1.62e+04 $\pm$ 9.10e+03	1.47e+04 $\pm$ 2.64e+04	<b>1.37e+03 <math>\pm</math> 5.78e+03</b>
	$f_8$	9.0e+15 $\pm$ 4.0e+15	2.0e+14 $\pm$ 9.0e+13	7.4e+13 $\pm$ 5.8e+13	7.0e+10 $\pm$ 1.0e+11	4.85e+13 $\pm$ 1.02e+13	8.00e+12 $\pm$ 3.07e+12	5.05e+09 $\pm$ 4.90e+09	<b>2.22e+08 <math>\pm</math> 7.92e+07</b>
	$f_9$	6.1e+08 $\pm$ 1.0e+08	5.1e+08 $\pm$ 1.0e+08	3.0e+08 $\pm$ 5.7e+07	1.9e+08 $\pm$ 3.0e+07	<b>1.07e+08 <math>\pm</math> 1.68e+07</b>	3.83e+08 $\pm$ 6.29e+07	3.99e+08 $\pm$ 3.43e+07	3.00e+08 $\pm$ 2.37e+07
	$f_{10}$	9.3e+07 $\pm$ 5.0e+05	9.3e+07 $\pm$ 6.0e+05	9.5e+07 $\pm$ 3.0e+05	9.5e+07 $\pm$ 2.0e+05	9.18e+07 $\pm$ 1.06e+06	<b>9.02e+05 <math>\pm</math> 5.07e+05</b>	9.28e+07 $\pm$ 3.14e+05	9.22e+07 $\pm$ 3.03e+05
	$f_{11}$	2.0e+11 $\pm$ 9.0e+10	9.0e+08 $\pm$ 5.0e+08	2.8e+09 $\pm$ 1.1e+10	4.0e+08 $\pm$ 3.0e+08	2.19e+08 $\pm$ 2.98e+07	<b>5.22e+07 <math>\pm</math> 2.05e+07</b>	5.74e+08 $\pm$ 4.91e+08	6.46e+08 $\pm$ 3.16e+08
	$f_{12}$	4.4e+03 $\pm$ 7.0e+02	2.3e+03 $\pm$ 2.0e+02	1.6e+09 $\pm$ 1.6e+09	1.6e+09 $\pm$ 2.0e+09	1.25e+03 $\pm$ 1.05e+02	<b>2.47e+02 <math>\pm</math> 2.54e+02</b>	3.54e+07 $\pm$ 8.45e+07	8.12e+05 $\pm$ 1.15e+06
	$f_{13}$	9.6e+09 $\pm$ 3.0e+09	1.7e+09 $\pm$ 5.0e+08	1.2e+09 $\pm$ 6.0e+08	1.2e+09 $\pm$ 6.0e+08	1.98e+07 $\pm$ 1.82e+06	<b>3.40e+06 <math>\pm</math> 1.06e+06</b>	5.75e+08 $\pm$ 4.01e+08	1.51e+07 $\pm$ 7.92e+06
	$f_{14}$	2.0e+11 $\pm$ 5.0e+10	7.4e+09 $\pm$ 9.0e+09	3.5e+09 $\pm$ 3.2e+09	3.4e+09 $\pm$ 3.0e+09	1.36e+08 $\pm$ 2.11e+07	<b>2.56e+07 <math>\pm</math> 7.94e+06</b>	7.12e+08 $\pm$ 6.68e+08	4.87e+07 $\pm$ 5.85e+07
	$f_{15}$	1.2e+07 $\pm$ 1.0e+06	6.9e+06 $\pm$ 7.0e+05	9.9e+06 $\pm$ 3.7e+06	9.8e+06 $\pm$ 4.0e+06	5.71e+06 $\pm$ 7.57e+05	2.35e+06 $\pm$ 1.94e+05	5.04e+06 $\pm$ 8.68e+05	<b>1.39e+06 <math>\pm</math> 2.37e+05</b>
$\frac{+/=-}{No.}$	2/0/13	3/1/11	2/0/13	3/0/12	8/1/6	9/2/4	-	11/3/1	
Ranking	6.7571	5.9286	5.7429	4.6143	4.0000	2.7571	3.7000	2.5000	

<sup>†</sup> "+", "~", and "-" denote that the performance of the corresponding algorithm is better than, similar to, and worse than that of FCRACC<sub>DG2+SaNSDE</sub>, respectively.

<sup>‡</sup> The results marked in boldface indicate they are the best.

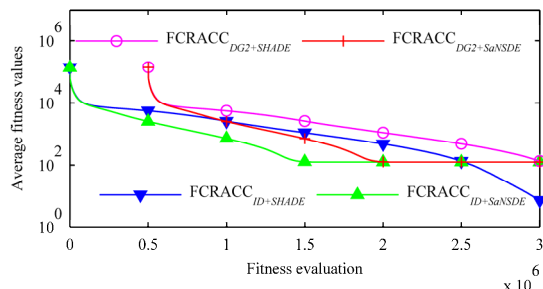
defeated by both two memetic algorithms on all of the six nonseparable functions except that it shows better performance than MA-SW-Chains on the CEC2013 function  $f_{15}$ . The failure can be attributed to two reasons: 1) DG2 wastes part of CR on nonseparable functions; 2) the optimizer of FCRACC<sub>DG2+SaNSDE</sub> i.e., SaNSDE, is inferior to the two memetic algorithms in solving LSOPs.

As for FCRACC<sub>DG2+SHADE</sub>, the comparison result between it and FCRACC<sub>DG2+SaNSDE</sub> is similar to the one between FCRACC<sub>ID+SHADE</sub> and FCRACC<sub>ID+SaNSDE</sub>, i.e., it shows better performance than FCRACC<sub>DG2+SaNSDE</sub> on most functions. The main difference lies in two functions: the CEC2013 functions  $f_2$  and  $f_7$ . For  $f_2$ , FCRACC<sub>DG2+SHADE</sub> performs worse than FCRACC<sub>DG2+SaNSDE</sub>, although FCRACC<sub>ID+SHADE</sub> significantly outperforms FCRACC<sub>ID+SaNSDE</sub>. This can be illustrated by Fig. 4a which shows that both FCRACC<sub>ID+SaNSDE</sub> and FCRACC<sub>DG2+SaNSDE</sub> stagnate before exhausting available CR, while FCRACC<sub>DG2+SHADE</sub> is precluded from finding better solutions by the fewer CR left for optimization. As for  $f_7$ , Fig. 4b shows the evolution curves of the four algorithms. They can be ranked as follows: FCRACC<sub>DG2+SHADE</sub>, FCRACC<sub>DG2+SaNSDE</sub>, FCRACC<sub>ID+SaNSDE</sub>, and FCRACC<sub>ID+SHADE</sub>. This result is somewhat counterintuitive since the ranking between

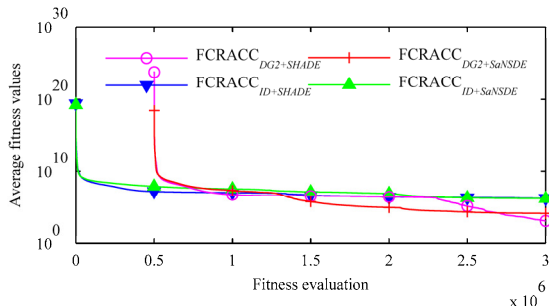
FCRACC<sub>SHADE</sub> and FCRACC<sub>SaNSDE</sub> changes when different decomposition methods are used and the two algorithms with fewer CR for optimization outperform their respective counterparts. The main reason consists in that the fourth nonseparable subproblem obtained by ideal decomposition has the smallest contribution weight but the highest dimension [50]. It consumes most CR, which makes some other subproblems not fully optimized. This issue is more serious in FCRACC<sub>ID+SHADE</sub> as SHADE adopts a larger population size than SaNSDE, but is alleviated in FCRACC<sub>DG2+SHADE</sub> and FCRACC<sub>DG2+SaNSDE</sub> since DG2 combines the fourth nonseparable subproblem with the first one which has the third largest contribution weight.

Table IV further summarizes the experimental results of FCRACC<sub>DG2+SaNSDE</sub>, FCRACC<sub>DG2+SHADE</sub>, and the two memetic algorithms. It can be seen that FCRACC<sub>DG2+SHADE</sub> not only outperforms FCRACC<sub>DG2+SaNSDE</sub>, but also surpasses MA-SW-Chains and shows comparable performance to MOS-CEC2013 on most test functions. When the six nonseparable functions are excluded, the advantages of FCRACC<sub>DG2+SHADE</sub> are further highlighted. It performs no worse than MA-SW-Chains and MOS-CEC2013 on 21 and 18 out of total 29 (partially) separable functions. The rankings obtained through Friedman

tests also indicate that  $\text{FCRACC}_{\text{DG2+SHADE}}$  performs best among all the algorithms tested.



(a) CEC2013 function  $f_2$



(b) CEC2013 function  $f_7$

Fig. 4. Evolution curves of the four FCRACC algorithms.

TABLE IV  
STATISTICAL RESULTS OF THE FOUR ALGORITHMS.

$F$	Indicator	MA-SW-Chains	MOS-CEC2013	$\text{FCRACC}_{\text{DG2+SaNSDE}}$	$\text{FCRACC}_{\text{DG2+SHADE}}$
All the 35 functions	+/-/No.	11/2/22	16/3/16	1/9/25	-
	Ranking	3.0571	2.0429	3.0143	1.8857
29 (partially) separable functions	+/-/No.	8/2/19	11/3/15	1/9/19	-
	Ranking	3.1379	2.2241	2.8448	1.7931

## V. CONCLUSION

In this paper, a novel CC framework named FCRACC is proposed for LSOPs. FCRACC is characterized by employing a fine-grained CRA strategy. Different from traditional CC which equally allocates CR among subproblems and existing CBCCs which carry out CRA according to some heuristic rules, FCRACC allocates CR based on the theoretically optimal solution of an explicit CRA model. Moreover, it also fully considers the evolution characteristics of CC. Benefiting from these features, FCRACC can subtly allocate each iteration to the subproblem which is most likely to make the largest contribution to the total fitness improvement at a new iteration. Experimental results on two benchmark suites demonstrate that FCRACC is compatible with different optimizers, robust to the change of its parameter, and can achieve desirable CRA results and significantly outperform CC algorithms employing the same optimizer. When coupled with SHADE, FCRACC demonstrates highly competitive performance, even compared with state-of-the-art non-CC algorithms.

So far, most CC frameworks employ the same optimizer with the same population size for all the subproblems which may have strikingly different characteristics. Our future work will focus on developing CC frameworks which can adaptively configure optimizers and studying CRA strategies for them.

## REFERENCES

- [1] Z.-H. Zhou, N. V. Chawla, Y. Jin, and G. J. Williams, "Big data opportunities and challenges: Discussions from data analytics perspectives," *IEEE Computational Intelligence Magazine*, vol. 9, no. 4, pp. 62–74, Nov. 2014.
- [2] S. Cheng, B. Liu, Y. Shi, Y. Jin, and B. Li, "Evolutionary computation and big data: Key challenges and future directions," in *International Conference on Data Mining and Big Data*, 2016, pp. 3–14.
- [3] N. R. Sabar, J. Abawajy, and J. Yearwood, J, "Heterogeneous cooperative co-evolution memetic differential evolution algorithm for big data optimization problems," *IEEE Transactions on Evolutionary Computation*, vol. 21, no. 2, pp. 315–327, April, 2017.
- [4] R. E. Bellman, *Dynamic Programming*, ser. Dover Books on Mathematics. Princeton University Press, 1957.
- [5] Y. Liu, X. Yao, Q. Zhao, and T. Higuchi, "Scaling up fast evolutionary programming with cooperative coevolution," in *IEEE Congress on Evolutionary Computation*, 2001, pp. 1101–1108.
- [6] F. van den Bergh and A. P. Engelbrecht, "A cooperative approach to particle swarm optimization," *IEEE Transactions on Evolutionary Computation*, vol. 8, no. 3, pp. 225–239, 2004.
- [7] M. A. Potter and K. A. De Jong, "A cooperative coevolutionary approach to function optimization," in *International Conference on Parallel Problem Solving from Nature*, 1994, pp. 249–257.
- [8] M. A. Potter and K. A. De Jong, "Cooperative coevolution: An architecture for evolving coadapted subcomponents," *Evolutionary Computation*, vol. 8, no. 1, pp. 1–29, March 2000.
- [9] S. Mahdavi, M. E. Shiri, and S. Rahnamayan, "Metaheuristics in large-scale global continues optimization: A survey," *Information Sciences*, vol. 295, pp. 407–428, February 2015.
- [10] G. A. Trunfio, "Metaheuristics for continuous optimization of high-dimensional problems: State of the art and perspectives," in *Big Data Optimization: Recent Developments and Challenges*, A. Emrouznejad, Ed., Springer Cham, 2016, pp. 437–460.
- [11] M. N. Omidvar, X. Li, and X. Yao, "Smart use of computational resources based on contribution for cooperative co-evolutionary algorithms," in *Genetic and Evolutionary Computational Conference*, July 2011, pp. 1115–1122.
- [12] B. Kazimipour, M. N. Omidvar, X. Li, and A. K. Qin, "A sensitivity analysis of contribution-based cooperative co-evolutionary algorithms," in *IEEE Congress on Evolutionary Computation*, May 2015, pp. 417–424.
- [13] M. N. Omidvar, B. Kazimipour, X. Li, and X. Yao, "CBCC3 — A contribution-based cooperative co-evolutionary algorithm with improved exploration/exploitation balance," in *IEEE Congress on Evolutionary Computation*, July 2016, pp. 3541–3548.
- [14] G. A. Trunfio, "Adaptation in cooperative coevolutionary optimization," in *Adaptation and Hybridization in Computational Intelligence*, I. Fister and I. Fister Jr., Ed., Springer Switzerland, 2015, pp. 91–109.
- [15] M. Yang, M. N. Omidvar, and C. Li et al., "Efficient resource allocation in cooperative co-evolution for large-scale global optimization," *IEEE Transactions on Evolutionary Computation*, vol. 21, no. 4, pp. 493–505, August 2017.
- [16] R. Tanabe and A. Fukunaga, "Success-history based parameter adaptation for differential evolution," in *IEEE Congress on Evolutionary Computation*, June 2013, pp. 71–78.
- [17] F. van den Bergh and A. P. Engelbrecht, "Cooperative learning in neural networks using particle swarm optimizers," *South African Computer Journal*, vol. 26, pp. 84–90, Nov. 2000.
- [18] Y. Shi, H. Teng, and Z. Li, "Cooperative co-evolutionary differential evolution for function optimization," in *International Conference on Natural Computation*, 2005, pp. 1080–1088.
- [19] Z. Yang, K. Tang, and X. Yao, "Large scale evolutionary optimization using cooperative coevolution," *Information Sciences*, vol. 178, pp. 2986–2999, August 2008.
- [20] Z. Yang, K. Tang, and X. Yao, "Multilevel cooperative coevolution for large scale optimization," in *IEEE Congress on Evolutionary Computation*, June 2008, pp. 1663–1670.
- [21] M. N. Omidvar, X. Li, Z. Yang, and X. Yao, "Cooperative co-evolution for large scale optimization through more frequent random grouping," in *IEEE Congress on Evolutionary Computation*, 2010, pp. 1754–1761.
- [22] K. Weicker and N. Weicker, "On the improvement of coevolutionary optimizers by learning variable interdependencies," in *IEEE Congress on Evolutionary Computation*, 1999, pp. 1627–1632.

- [23] W. Chen, T. Weise, Z. Yang, and K. Tang, "Large-scale global optimization using cooperative coevolution with variable interaction learning," in *International Conference on Parallel Problem Solving from Nature*, ser. Lecture Notes in Computer Science, vol. 6239. Springer Berlin / Heidelberg, 2011, pp. 300–309.
- [24] L. Sun, S. Yoshida, X. Cheng, and Y. Liang, "A cooperative particle swarm optimizer with statistical variable interdependence learning," *Information Sciences*, vol. 186, pp. 20–39, March 2012.
- [25] H. Ge, L. Sun, X. Yang, S. Yoshida, and Y. Liang, "Cooperative differential evolution with fast variable interdependence learning and cross-cluster mutation," *Applied Soft Computing*, vol. 36, pp. 300–314, November 2015.
- [26] W. Chen and K. Tang, "Impact of problem decomposition on Cooperative Coevolution," in *IEEE Congress on Evolutionary Computation*, Cancun, Mexico, 2013, pp. 733–740.
- [27] H. Ge, L. Sun, G. Tan, Z. Chen, and C. L. Philip Chen, "Cooperative hierarchical PSO with two stage variable interaction reconstruction for large scale optimization," *IEEE Transactions on Cybernetics*, vol. 47, no. 9, pp. 2809–2823, September 2017.
- [28] T. Ray and X. Yao, "A cooperative coevolutionary algorithm with correlation based adaptive variable partitioning," in *IEEE Congress on Evolutionary Computation*, May 2009, pp. 983–989.
- [29] S.-F. Lin and Y.-C. Cheng, "A separability detection approach to cooperative particle swarm optimization," in *Seventh International Conference on Natural Computation*, 2011, pp. 1141–1145.
- [30] M. N. Omidvar, X. Li, and X. Yao, "Cooperative co-evolution with delta grouping for large scale non-separable function optimization," in *IEEE Congress on Evolutionary Computation*, 2010, pp. 1762–1769.
- [31] M. N. Omidvar, X. Li, Y. Mei, and X. Yao, "Cooperative co-evolution with differential grouping for large scale optimization," *IEEE Transactions on Evolutionary Computation*, vol. 18, no. 3, pp. 378–393, 2014.
- [32] Y. Mei, M. Omidvar, X. Li, and X. Yao, "A competitive divide-and-conquer algorithm for unconstrained large-scale black-box optimization," *ACM Transactions on Mathematical Software*, vol. 42, no. 2, 13: 1–24, June 2016.
- [33] Y. Sun, M. Kirley, and S.K. Halgamuge, "Extended differential grouping for large scale global optimization with direct and indirect variable interactions," in *Genetic and Evolutionary Computational Conference*, 2015, pp. 313–320.
- [34] X.-M. Hu, F.-L. He, W.-N. Chen, and J. Zhang, "Cooperation coevolution with fast interdependency identification for large scale optimization," *Information Sciences*, vol. 381, pp. 142–160, March 2017.
- [35] M. N. Omidvar, M. Yang, Y. Mei, X. Li, and X. Yao, "DG2: A faster and more accurate differential grouping for large-scale black-box optimization," *IEEE Transactions on Evolutionary Computation*, in press.
- [36] Y. Sun, M. Kirley, and S. K. Halgamuge, "Quantifying variable interactions in continuous optimization problems," *IEEE Transactions on Evolutionary Computation*, vol. 21, no. 2, pp. 249–264, April, 2017.
- [37] X. Li and X. Yao, "Tackling high dimensional nonseparable optimization problems by cooperatively coevolving particle swarms," in *IEEE Congress on Evolutionary Computation*, May 2009, pp. 18–21.
- [38] X. Li and X. Yao, "Cooperatively coevolving particle swarms for large scale optimization," *IEEE Transactions on Evolutionary Computation*, vol. 16, no. 2, pp. 210–224, April 2012.
- [39] S. S. Aote, M. M. Raghuwanshi, and L. G. Malik, "A new particle swarm optimizer with cooperative coevolution for large scale optimization," in *the 3rd International Conference on Frontiers of Intelligent Computing: Theory and Applications*, 2014, pp. 781–789.
- [40] Y. Ren and Y. Wu, "An efficient algorithm for high-dimensional function optimization," *Soft Computing*, vol. 17, no. 6, pp. 995–1004, June 2013.
- [41] X.-W. Zheng, D.-J. Lu, X.-G. Wang, and H. Liu, "A cooperative coevolutionary biogeography-based optimizer," *Applied Intelligence*, vol. 43, no.1, pp. 95–111, July 2015.
- [42] J. Liu and K. Tang, "Scaling up covariance matrix adaptation evolution strategy using cooperative coevolution," in *the International Conference on Intelligent Data Engineering and Automated Learning*, 2013, pp. 350–357.
- [43] N. Hansen and A. Ostermeier, "Completely derandomized self-adaptation in evolution strategies," *Evolutionary Computation*, vol. 9, no. 2, pp. 159–195, June 2001.
- [44] Z. Yang, K. Tang, and X. Yao, "Self-adaptive differential evolution with neighborhood search," in *IEEE Congress on Evolutionary Computation*, 2008, pp. 1110–1116.
- [45] J. Zhang and A. C. Sanderson, "JADE: adaptive differential evolution with optional external archive," *IEEE Transactions on Evolutionary Computation*, vol. 13, no. 5, pp. 945–958, August 2009.
- [46] L. Tang, Y. Dong, and J. Liu, "Differential evolution with an individual-dependent mechanism," *IEEE Transactions on Evolutionary Computation*, vol. 19, no. 4, pp. 560–574, August 2015.
- [47] X. Peng, K. Liu and Y. Jin, "A dynamic optimization approach to the design of cooperative co-evolutionary algorithms," *Knowledge-Based Systems*, vol. 109, pp. 174–186, October 2016.
- [48] C. García-Martínez, P. D. Gutiérrez, D. Molina, M. Lozano, and F. Herrera, "Since CEC 2005 competition on real-parameter optimisation: a decade of research, progress and comparative analysis's weakness," *Soft Computing*, 2017, in press.
- [49] K. Tang, X. Li, P. N. Suganthan, Z. Yang, and T. Weise, "Benchmark functions for the CEC'2010 special session and competition on large scale global optimization," Nature Inspired Computation and Applications Laboratory, Tech. Rep., 2010.
- [50] X. Li, K. Tang, M. N. Omidvar, Z. Yang, and K. Qin, "Benchmark functions for the CEC'2013 special session and competition on large scale global optimization," Evolutionary Computation and Machine Learning Group, RMIT University, Australia, Tech. Rep., 2013.
- [51] D. Molina, M. Lozano, and F. Herrera, "MA-SW-Chains: Memetic algorithm based on local search chains for large scale continuous global optimization," in *IEEE Congress on Evolutionary Computation*, 2010, pp. 1–8.
- [52] A. LaTorre, S. Muelas, and J.-M. Peña, "Large scale global optimization: Experimental results with mos-based hybrid algorithms," in *IEEE Congress on Evolutionary Computation*, 2013, pp. 2742–2749.
- [53] J. Cohen, *Statistical Power Analysis for the Behavioral Sciences*, second ed., Lawrence Earlbaum Associates, Hillsdale, NJ, 1988.
- [54] A. LaTorre, S. Muelas, and J.-M. Peña, "A comprehensive comparison of large scale global optimizers," *Information Sciences*, vol. 316, pp. 517–549, 2015.
- [55] M. N. Omidvar, "Homepage – Dr. Mohammad Nabi Omidvar," Available: <http://nomidvar.com/> [Accessed: July 18, 2017].