

Network Representation Using Graph Root Distributions

Jing Lei¹

¹Carnegie Mellon University

December 3, 2024

Abstract

Exchangeable random graphs serve as an important probabilistic framework for the statistical analysis of network data. At the core of this framework is the parameterization of graph sampling distributions, where existing methods suffer from non-trivial identifiability issues. In this work we develop a new parameterization for general exchangeable random graphs, where the nodes are independent random vectors in a linear space equipped with an indefinite inner product, and the edge probability between two nodes equals the inner product of the corresponding node vectors. Therefore, the distribution of exchangeable random graphs can be represented by a node sampling distribution on this linear space, which we call the *graph root distribution*. We study existence and uniqueness of such representations, the topological relationship between the graph root distribution and the exchangeable random graph sampling distribution, and the statistical estimation of graph root distributions.

1 Introduction

In recent years network analysis has been the focus of many theoretical and applied research efforts in the scientific community, due to the increasing popularity of relational data. Generally speaking, a network records the presence and absence of pairwise interactions among a group of individuals, and statistical network analysis aims at recovering properties of the underlying population of individuals from their pairwise interactions. There is a vast literature on network analysis, and we refer to [24, 33, 15] for more detailed review of this field from a statistical perspective.

Exchangeable random graphs [4, 18, 21] are an important class of probabilistic models for network data. The exchangeability requirement is quite natural: The individuals recorded in the network are somewhat like random sample points, and the data distribution remains unchanged under permutation of the nodes. Many popularly studied network models are special cases of exchangeable random graphs, including the stochastic block model [17, 8],

the degree-corrected block model [22], the mixed-membership block model [3], the random dot-product graph model [34, 5, 36], and random geometric graphs [35].

A central piece of the theoretical foundation of exchangeable random graphs is the celebrated Aldous-Hoover Theorem [4, 18, 21], which says that any exchangeable random graph of infinite size can be generated by first sampling independent node variables $(s_i : i \geq 1)$ uniformly on $[0, 1]$, and then connect each pair of nodes (i, j) independently with probability $W(s_i, s_j)$, for some symmetric $W : [0, 1]^2 \mapsto [0, 1]$. The representation theory also says that two functions W_1, W_2 lead to the same distribution of exchangeable random graphs if and only if there exist measure-preserving mappings h_1, h_2 , both from $[0, 1]$ to $[0, 1]$, such that $W_1(h_1(s), h_1(t)) = W_2(h_2(s), h_2(t))$ almost everywhere over $(s, t) \in [0, 1]^2$. Thus, given an observed network as a (partial) realization of the exchangeable random graph of infinite size, the function W is only identifiable up to a measure-preserving change-of-variable transform. Such an identifiability problem has posed challenge for statistical inference, and most existing methods rely on some smoothness assumption in order to specify a particular version of W in the equivalence class [2, 39, 14, 23].

The purpose of this work is to develop a new framework for parametrization and estimation of exchangeable random graphs. The major difference and advantage of this framework is a universal representation of nodes as independent random vectors in a separable Kreĭn space \mathcal{K} , and the edge probability is simply the inner product of the two node vectors. A Kreĭn space is isomorphic to a Hilbert space, except that the self inner product may be negative. With such a Kreĭn space node embedding, we shift the information hidden in the function W to the probability measure on \mathcal{K} , which can exhibit rich structures in a more transparent and geometric manner. Moreover, both the realized node embedding in \mathcal{K} and its underlying distribution can be consistently estimated, allowing for subsequent statistical analysis, such as clustering and testing, on the recovered multivariate data.

We highlight a few key contributions.

1. We provide a constructive proof for the correspondence between exchangeable random graphs and probability distributions on the Kreĭn space \mathcal{K} . Our construction starts from viewing W as an integral operator and considering its spectral decomposition. The variable $s \sim \text{Unif}(0, 1)$ is treated as the input variable in an infinite dimensional inverse transform sampling. The induced measure is thus invariant under measure-preserving transforms of s . The existence and identifiability of such a representation is established for a wide class of exchangeable random graphs. In our construction, it becomes apparent that the induced measure is closely related to the square root of the integral operator W , with appropriate treatment of negative eigenvalues. Thus we call this induced measure the *graph root distribution*.
2. We show that the Wasserstein distance between two graph root distributions on \mathcal{K} provides an upper bound of the cut-distance between sampling distributions of the

corresponding exchangeable random graphs. This result is further extended to a modified version of Wasserstein distance that is suitable for measuring the distance between two equivalence classes of graph root distributions.

3. We show that a truncated adjacency spectral embedding weighted by the square roots of the absolute eigenvalues can approximate the empirical distribution of the node points with vanishing Wasserstein distance error when the network size n goes to infinity, under suitable regularity conditions. This in turn implies that such a weighted truncated spectral embedding can also consistently estimate the underlying graph root distribution when the truncation dimension is chosen appropriately.

We accompany these theoretical developments with illustrative examples including some commonly studied network models. The practical use of this framework is demonstrated on two real network data sets.

2 Background

2.1 Exchangeable random graphs

We briefly review exchangeable random graphs and its characterization. Much of the material presented in this subsection is covered in the book by Lovász [31].

Consider a random symmetric two-way binary array

$$\mathbf{A} = (A_{ij} : i \geq 1, j \geq 1),$$

with convention $A_{ii} = 0$. Each upper-diagonal entry of \mathbf{A} is a Bernoulli random variable. The row-column joint exchangeability means that

$$(A_{ij} : i \geq 1, j \geq 1) \stackrel{d}{=} (A_{\sigma(i)\sigma(j)} : i \geq 1, j \geq 1)$$

for all finite index permutation mapping σ : for some $1 \leq i_0 < j_0$,

$$\sigma(i) = \begin{cases} i & \text{if } i \notin \{i_0, j_0\}, \\ j_0 & \text{if } i = i_0, \\ i_0 & \text{if } i = j_0. \end{cases}$$

Here “ $\stackrel{d}{=}$ ” means that two random objects have the same distribution.

Analogous to the de Finetti theorem, the Aldous-Hoover theorem [4, 18, 21] says that any symmetric exchangeable binary array \mathbf{A} can be generated by sampling independent $(s_i : i \geq 1)$ from $\text{Unif}(0, 1)$ (the uniform distribution on $[0, 1]$), and sampling A_{ij} independently from a Bernoulli distribution with probability $W(s_i, s_j)$ for a symmetric measurable

function $W(\cdot, \cdot) : [0, 1]^2 \mapsto [0, 1]$. Here W is a random object measurable in the doubly-exchangeable σ -field. For any given realization of \mathbf{A} , we can simply treat W as a non-random parameter.

Once a W is given, the distribution of \mathbf{A} is completely determined. However, the converse is not true. Let $h : [0, 1] \mapsto [0, 1]$ be a measure-preserving mapping in the sense that

$$\mu(h^{-1}(B)) = \mu(B), \quad \forall B \in \mathcal{B}_{[0,1]},$$

where $\mu(\cdot)$ denotes the Lebesgue measure and $\mathcal{B}_{[0,1]}$ is the Borel σ -field.

Two functions W_1 and W_2 generate the same distribution of exchangeable arrays if and only if there exist two measure-preserving mappings h_1, h_2 such that

$$W_1(h_1(s), h_1(s')) = W_2(h_2(s), h_2(s')), \quad \text{a.e.}$$

When this is the case, we say W_1 and W_2 are *weakly isomorphic*, denoted as

$$W_1 \stackrel{w.i.}{=} W_2.$$

The notion “ $\stackrel{w.i.}{=}$ ” defines an equivalence relation on the space of all symmetric functions that map $[0, 1]^2$ to $[0, 1]$. We use \tilde{W} to denote the equivalence class containing W .

When W_1 and W_2 are not weakly isomorphic, then they lead to different distributions of exchangeable random graphs. In this case, the sub-graph counts have different distributions under W_1 and W_2 . Such a sampling distribution difference can be linked to the cut-distance between two graphons, defined as

$$\begin{aligned} & \delta_{\square}(W_1, W_2) \\ &= \inf_{h_1, h_2} \sup_{S \times S' : \subseteq [0,1]^2} \left| \int_{S \times S'} [W_1(h_1(s), h_1(s')) - W_2(h_2(s), h_2(s'))] ds ds' \right|, \end{aligned}$$

where h_1, h_2 range over all measure-preserving mappings. From the definition of cut-distance it is clear that the distance remains the same if one or both of W_1 and W_2 is replaced by another function in the same equivalence class. Therefore, the cut-distance $\delta_{\square}(\cdot, \cdot)$ can also be used to measure the distance between two equivalence classes \tilde{W}_1 and \tilde{W}_2 . It can be shown that $W_1 \stackrel{w.i.}{=} W_2$ if and only if $\delta_{\square}(W_1, W_2) = 0$. Here we will use the cut-distance to measure the closeness of two exchangeable random graph distributions. We will also adopt the terminology used in [31] to call the function W a *graphon* (abbreviation for “graph function”). In the rest of this paper we will often use a graphon W to represent its equivalence class. When we say an exchangeable random graph is sampled from a graphon W , we mean an arbitrary element in the equivalence class \tilde{W} .

2.2 Graph root distributions (GRD)

The focus of this paper is to develop an alternative characterization of exchangeable random graphs. The construction involves probability distributions on a separable Kreĭn space, which we introduce first.

Definition 1 (Kreĭn space). *A Kreĭn space $\mathcal{K} = \mathcal{H}_+ \oplus \mathcal{H}_-$ is the direct sum of two Hilbert spaces \mathcal{H}_+ and \mathcal{H}_- . For each $(x, y), (x', y') \in \mathcal{K}$ with $x, x' \in \mathcal{H}_+$ and $y, y' \in \mathcal{H}_-$, the Kreĭn inner product is*

$$\langle (x, y), (x', y') \rangle_{\mathcal{K}} = \langle x, x' \rangle_{\mathcal{H}_+} - \langle y, y' \rangle_{\mathcal{H}_-}. \quad (1)$$

The space \mathcal{K} is also a linear normed space isomorphic to $\mathcal{H}_+ \oplus \mathcal{H}_-$ equipped with norm

$$\|(x, y)\|_{\mathcal{K}} = (\|x\|_{\mathcal{H}_+}^2 + \|y\|_{\mathcal{H}_-}^2)^{1/2}.$$

In this paper we only consider separable Kreĭn spaces, which means that both \mathcal{H}_+ , \mathcal{H}_- are separable. By isomorphism, we consider $\mathcal{H}_+ = \mathcal{H}_- = \{x \in \mathbb{R}^\infty : \sum_j x_j^2 < \infty\}$ with inner product $\langle x, x' \rangle_{\mathcal{H}_\pm} = \sum_{j \geq 1} x_j x'_j$. These spaces are associated with the Borel σ -field.

Now we define graph root distributions.

Definition 2 (Graph root distribution (GRD)). *We call a probability measure F on \mathcal{K} a graph root distribution if for two independent samples Z_1 and Z_2 from F*

$$\mathbb{P}(\langle Z_1, Z_2 \rangle_{\mathcal{K}} \in [0, 1]) = 1.$$

Let F be a GRD on \mathcal{K} . We can generate an exchangeable random graph as follows. First generate independent random vectors $(Z_i : i \geq 1)$ from F . Then generate A_{ij} independently from a Bernoulli distribution with parameter $\langle Z_i, Z_j \rangle_{\mathcal{K}}$. For the ease of discussion, we call this sampling procedure the graph root sampling with F . In contrast, the graphon based sampling scheme is called graphon sampling with W .

The embedding of network nodes in a Kreĭn space \mathcal{K} has a clear interpretation. Suppose each node i ($1 \leq i \leq n$) corresponds to a $Z_i = (X_i, Y_i) \in \mathcal{K}$, with X_i, Y_i being the positive and negative components, respectively. Then two nodes i and j are more likely to connect if $\langle X_i, X_j \rangle$ is large, or equivalently, $\|X_i\| \|X_j\| \langle \tilde{X}_i, \tilde{X}_j \rangle$ is large (where $\tilde{X}_i = X_i / \|X_i\|$). The quantities $\|X_i\|, \|X_j\|$ measure how “active” the individuals i, j are, respectively, while the normalized inner product $\langle \tilde{X}_i, \tilde{X}_j \rangle$ measures how well the two individuals match each other. Analogous interpretations can be given to the negative components Y_i, Y_j .

Now we list how some commonly considered network models fit in the framework of GRD.

Stochastic block models: point mass mixture. A stochastic block model [SBM, 17] with k blocks is parameterized by (π, B) , where π is in the $(k - 1)$ -dimensional simplex and B is a $k \times k$ symmetric matrix with entries in $[0, 1]$. The exchangeable random graph is generated by sampling $(e_i : i \geq 1)$ independently from a multinomial distribution with parameter π , and connecting nodes i, j independently with probability B_{e_i, e_j} . The corresponding GRD is a mixture of no more than k point masses in a k -dimensional space \mathcal{K} , with the point mass locations determined by B and the point mass weights determined by π .

For example, consider an SBM with $k = 3$, $\pi = (0.3, 0.3, 0.4)$, and $B_{jj'} = 1/4 + (1/4) \times \mathbf{1}(j \neq j')$. Then a corresponding GRD is (after rounding)

$$F = 0.3\delta_{(0.65; 0.41, 0)} + 0.3\delta_{(0.65; -0.20, -0.35)} + 0.4\delta_{(0.65; -0.20, 0.35)},$$

where $\delta_z = \delta_{(x; y)}$ denotes the point mass at $z = (x; y)$ and the semicolon is used to delineate positive and negative components.

Degree corrected block models: 1-D subspace mixture. The degree-corrected block model [DCBM, 22] adds an activeness parameter θ_i to each node i . Consider a DCBM with parameter (π, B, Θ) where π, B are defined the same as in SBM and Θ is a distribution on $(0, \infty)$. The random graph is generated similarly as in SBM, except that it also generates $(\theta_i : i \geq 1)$ independently from Θ and the connection probability of nodes i, j is $\theta_i \theta_j B_{e_i, e_j}$. In this case, the corresponding GRD is a mixture of distributions, each supported on a line connecting one of the SBM point masses and the origin.

For example, if we use the same k, π and B as in the SBM example, and set Θ to be the uniform distribution on $[0, 1]$, then a GRD for this DCBM is

$$F = 0.3U(0, (0.65; 0.41, 0)) + 0.3U(0, (0.65; -0.20, -0.35)) + 0.4U(0, (0.65; -0.20, 0.35)),$$

where $U(z, z')$ denotes the uniform distribution on the line segment between z and z' . Other distributions Θ are allowed, and can be chosen differently for each mixture component. This will lead to different ending points of line segments and the distributions on them.

Mixed membership block models: convex polytope. The mixed membership block model [MMBM, 3] allows each node to lie in between different clusters. Therefore, each node has a mixture of memberships. Instead of sampling the membership from a multinomial distribution as in the SBM, the MMBM samples the mixed membership of each node from a Dirichlet distribution. Given the matrix B as in the SBM, and a Dirichlet distribution $\text{Dir}(a)$ with parameter $a \in (0, \infty)^k$, the random graph is generated by sampling $(g_i : i \geq 1)$

from $\text{Dir}(a)$ independently, and connecting nodes (i, j) with probability $g_i^T B g_j$. In this case the corresponding GRD is a distribution supported on the convex polytope with extreme points given by the SBM point masses determined by B .

For example, using the same B matrix as in the previous examples for SBM and DCBM, and choosing $a = (1, \dots, 1)$ so that the Dirichlet distribution is uniform on the simplex, a GRD for this MMBM is

$$F = U((0.65; 0.41, 0), (0.65; -0.20, -0.35), (0.65; -0.20, 0.35)),$$

where $U(z_1, z_2, z_3)$ denotes the uniform distribution on the convex hull of $\{z_1, z_2, z_3\}$.

Random dot-product graphs: finite dimensional subspace. The random dot-product graph [34] and generalized random dot-product graph [36] generate the random graph by connecting nodes (i, j) independently with probability $\langle X_i, X_j \rangle$, where $(X_i : 1 \leq i \leq n)$ are node covariate vectors in an Euclidean space. The original random dot-product graph only considers positive semidefinite inner products, while the generalized model allows for indefinite inner products in a similar fashion as we have defined for Kreĭn spaces. In principle, a generalized random dot-product graph can be viewed as a finite-sample realization of a GRD supported on a finite dimensional space.

In the following sections we will develop a theoretical framework for exchangeable random graphs based on graph root distributions. In particular, we will show that the graph root representation of exchangeable random graph exists and is unique up to an orthogonal transform. One can choose a canonical orthogonal transform under which the covariance of the graph root distribution is diagonalized. The GRD's in the above examples of SBM, DCBM, and MMBM are all canonical representations. Moreover, such canonical GRD's can be consistently estimated from the adjacency matrix using a truncated weighted spectral embedding.

3 Graph roots: existence, identifiability, and topology

In the previous section we introduced the graphon-based sampling and a new graph root based sampling of exchangeable random graphs. Now we study the existence, identifiability, and topology of graph root representations via the correspondence between these two sampling schemes.

3.1 Existence of GRD for exchangeable random graphs

What kind of exchangeable random graphs can be generated by GRD's? It turns out that all exchangeable random graphs can be characterized by GRD's. The strength of characterization depends on the spectral properties of the graphon.

Recall that a graphon W is a symmetric real valued function from $[0, 1]^2$ to $[0, 1]$. We can view W as an integral operator on $L^2([0, 1])$ in the usual sense:

$$(Wf)(\cdot) = \int_{[0,1]} W(\cdot, s)f(s)ds, \quad \forall f \in L^2([0, 1]).$$

Since $\int_{[0,1]^2} W(s, s')^2 ds ds' \leq 1$, W is a Hilbert-Schmidt operator and hence a compact operator, admitting a spectral decomposition

$$W(s, s') = \sum_{j=1}^{\infty} \lambda_j \phi_j(s) \phi_j(s') - \sum_{j=1}^{\infty} \gamma_j \psi_j(s) \psi_j(s') \quad (2)$$

where $\lambda_1 \geq \lambda_2 \geq \dots \geq 0$, $\gamma_1 \geq \gamma_2 \geq \dots > 0$, and $(\phi_j : j \geq 1) \cup (\psi_j : j \geq 1)$ forms an orthonormal basis of $L^2([0, 1])$. The convergence in (2) shall be interpreted as L^2 -convergence. In general, almost everywhere convergence does not hold without further assumptions.

Definition 3 (Strong spectral decomposition). *We say a graphon W admits strong spectral decomposition if the eigen-components $(\lambda_j, \phi_j)_{j \geq 1}$, $(\gamma_j, \psi_j)_{j \geq 1}$ in (2) satisfy*

$$\sum_{j \geq 1} [\lambda_j \phi_j^2(s) + \gamma_j \psi_j^2(s)] < \infty \quad (3)$$

almost everywhere.

In our proof of Theorem 3.1 below we will see that strong spectral decomposition implies, among other things, that the sum in (2) converges almost everywhere.

The spectral decomposition of a graphon has been considered in the mathematical side of the literature, such as in [21, 10, 31]. Here we use the spectral decomposition to define a mapping from $[0, 1]$ to a pair of infinite sequences: $[\sqrt{\lambda_j} \phi_j(s), j \geq 1]$ and $[\sqrt{\gamma_j} \psi_j(s), j \geq 1]$, and our key object, the graph root distribution (GRD), is the corresponding induced probability measure on the infinite dimensional space. Such an induced probability measure carries all the information about the corresponding exchangeable random graph, and completely removes the ambiguity caused by measure preserving transforms.

Theorem 3.1 (Graph root representation). *Any exchangeable random graph generated by a graphon that admits strong spectral decomposition can be generated by a GRD on \mathcal{K} .*

Proof of Theorem 3.1. For a graphon W , consider its spectral decomposition (2), and define $Z(s) = (X(s), Y(s))$ as

$$\begin{aligned} X_j(s) &= \lambda_j^{1/2} \phi_j(s), \quad \forall j \geq 1, \\ Y_j(s) &= \gamma_j^{1/2} \psi_j(s), \quad \forall j \geq 1. \end{aligned} \tag{4}$$

If $s \sim \text{Unif}(0, 1)$, the resulting $Z(s) = (X(s), Y(s))$ is a random object. By the strong spectral decomposition assumption, $\|X\|_{\mathcal{H}_+}$ and $\|Y\|_{\mathcal{H}_-}$ are finite with probability one, so Z is a well-defined random vector in \mathcal{K} . Moreover,

$$\langle Z(s), Z(s') \rangle_{\mathcal{K}} = \sum_j [\lambda_j \phi_j(s) \phi_j(s') - \gamma_j \psi_j(s) \psi_j(s')]$$

converges almost everywhere since for s, s' we have

$$\begin{aligned} |\lambda_j \phi_j(s) \phi_j(s')| &\leq \frac{1}{2} (\lambda_j \phi_j^2(s) + \lambda_j \phi_j^2(s')), \\ |\gamma_j \psi_j(s) \psi_j(s')| &\leq \frac{1}{2} (\gamma_j \psi_j^2(s) + \gamma_j \psi_j^2(s')), \end{aligned}$$

and the summability is ensured for all s and s' satisfying (3).

Let F be the probability measure induced by $Z(s) : [0, 1] \mapsto \mathcal{K}$ with $s \sim \text{Unif}(0, 1)$. By construction, $W(s, s') = \langle Z(s), Z(s') \rangle_{\mathcal{K}}$ almost everywhere, so that the graphon W and GRD F lead to the same sampling distribution of exchangeable random graph. ■

How stringent is strong spectral decomposition? The requirement of strong spectral decomposition is, indeed, quite mild. The following proposition states that trace-class integral operators admit strong spectral decomposition.

Proposition 3.2. *If W is trace-class, in the sense that $\sum_{j \geq 1} (\lambda_j + \gamma_j) < \infty$ with λ_j, γ_j defined in (2), then W admits strong spectral decomposition, and the GRD constructed from the spectral decomposition of W is square-integrable.*

Trace-class is weaker than continuity. So a simpler but more stringent sufficient condition for strong spectral decomposition is that $W = W_+ - W_-$, where both W_+ and W_- are continuous positive semidefinite functions. Moreover, trace-class is also implied by smoothness [26].

So far we have proved existence of GRD for graphons with strong spectral decomposition. For a distribution F on \mathcal{K} (not necessarily a GRD), consider the sampling scheme by generating $(Z_i : i \geq 1)$ independently from F and connecting nodes i, j independently with probability $T(\langle Z_i, Z_j \rangle_{\mathcal{K}})$, where $T(x) = \min(\max(x, 0), 1)$ is the truncation function.

Denote the corresponding graphon of the resulting exchangeable random graph by W_F (an arbitrary element in the equivalence class). Then we have the following characterization of graphons using sequences of distributions on \mathcal{K} .

Proposition 3.3. *For each graphon W , there exists a sequence of distributions $(F_N : N \geq 1)$ on \mathcal{K} , such that*

$$\delta_{\square}(W, W_{F_N}) \rightarrow 0.$$

Proof of Proposition 3.3. Consider spectral decomposition of W as in (2). For $N \geq 1$, define $Z^{(N)}(s) = (X^{(N)}(s), Y^{(N)}(s)) : [0, 1] \mapsto \mathcal{K}$ as follows: for all $j \geq 1$

$$\begin{aligned} X_j^{(N)}(s) &= \lambda_j^{1/2} \phi_j(s) \mathbf{1}(j \leq N), \\ Y_j^{(N)}(s) &= \gamma_j^{1/2} \psi_j(s) \mathbf{1}(j \leq N), \end{aligned}$$

The mapping $Z^{(N)}$ induces a probability measure on \mathcal{K} , denoted by F_N . By construction the graph root sampling scheme with F_N corresponds to graphon

$$W_{F_N}(s, s') = T \left[\sum_{j=1}^N \lambda_j \phi_j(s) \phi_j(s') - \sum_{j=1}^N \gamma_j \psi_j(s) \psi_j(s') \right],$$

where $T(\cdot)$ is the truncation function. Now the proof concludes with, by (2) and contraction property of $T(\cdot)$,

$$\delta_{\square}(W, W_{F_N}) \leq \|W - W_{F_N}\|_{L^2([0,1]^2)} \rightarrow 0. \quad \blacksquare$$

3.2 Identifiability of GRD

After showing existence of GRD for graphons admitting strong spectral decomposition, a natural question to ask is when two graph root distributions F_1 and F_2 on \mathcal{K} lead to the same exchangeable random graph distribution. We first exclude some trivial sources of ambiguity.

Ambiguity by concatenation One type of ambiguity can be constructed by concatenation. Let (X, Y) be a random vector on \mathcal{K} , and let R be any random variable in an Euclidean space or separable Hilbert space, the random vector (X', Y') in the augmented space with $X' = (X, R)$, $Y' = (Y, R)$ leads to the same random graph sampling distribution as (X, Y) . One way to exclude such a trivial ambiguity is to remove correlation between X and Y . In the previous subsection, the construction of F implies that the corresponding positive vector $X \in \mathcal{H}_+$ and negative vector $Y \in \mathcal{H}_-$ are indeed uncorrelated: $\mathbb{E}_{(X,Y) \sim F}(X_j Y_{j'}) = 0$ for all j, j' .

Ambiguity by rotation Let Q be an inner product preserving mapping from \mathcal{K} to \mathcal{K} :

$$\langle z, z' \rangle_{\mathcal{K}} = \langle Qz, Qz' \rangle_{\mathcal{K}}, \quad \forall z, z' \in \mathcal{K}.$$

Then, in terms of the generated exchangeable random graph, a GRD F is indistinguishable from F_Q , the measure induced by transforming $Z \sim F \mapsto QZ$. An obvious example of Q is the direct sum of two orthogonal transforms Q_+ , Q_- on \mathcal{H}_+ , \mathcal{H}_- respectively, such that $Q(x, y) = (Q_+x, Q_-y)$. Such a Q preserves the inner product $\langle \cdot, \cdot \rangle_{\mathcal{K}}$ because it preserves the inner products in both the positive and negative components. However, due to the indefinite inner product, this is not the only type of inner product preserving transforms on \mathcal{K} . Other transforms, such as hyperbolic rotations, can also preserve the inner product. See [36] for some examples of hyperbolic rotations under the context of random dot-product graphs.

To resolve the identifiability issue, a key observation is that hyperbolic rotations necessarily mix up the positive and negative components. So intuitively such transforms can also be precluded by the requirement of uncorrelatedness between the positive and negative components. In this subsection, we show that the direct sum of a pair of orthogonal transforms is the only possible ambiguity in identifying a square-integrable GRD with uncorrelated positive and negative components.

Definition 4 (Equivalence up to orthogonal transforms). *We say two distributions F_1, F_2 on \mathcal{K} are equivalent up to orthogonal transform, written as $F_1 \stackrel{o.t.}{=} F_2$, if there exist orthogonal transforms Q_+ on \mathcal{H}_+ and Q_- on \mathcal{H}_- , such that $(X, Y) \sim F_1 \Rightarrow (Q_+X, Q_-Y) \sim F_2$.*

Theorem 3.4 (Identifiability of GRD). *Two square-integrable GRDs F_1, F_2 with uncorrelated positive and negative components give the same exchangeable random graph sampling distribution if and only if $F_1 \stackrel{o.t.}{=} F_2$.*

The full proof Theorem 3.4 is deferred to Appendix A. The key step of the proof is to establish a direct connection between a GRD F and its corresponding graphon W . Now F is a probability measure on \mathcal{K} , while W is a function from $[0, 1]^2 \rightarrow [0, 1]$. Our idea is to use an *inverse transform sampling mapping* to relate the distribution F to a measurable function on $[0, 1]$.

Definition 5 (Inverse transform sampling (ITS)). *Let F be a distribution on \mathcal{K} . A measurable function $Z : [0, 1] \mapsto \mathcal{K}$ is called an inverse transform sampling mapping of F if*

$$s \sim \text{Unif}(0, 1) \Rightarrow Z(s) \sim F.$$

In other words, an ITS induces the Lebesgue measure on $[0, 1]$ to F on \mathcal{K} . The mapping $Z(\cdot)$ given by (4) in the proof of Theorem 3.1 is an example of an ITS of the GRD F . If \mathcal{K} is one-dimensional, then a well-known example of ITS is the inverse cumulative distribution

function. It is also straightforward to see that ITS' are not unique since if $Z(\cdot)$ is an ITS of F and $h(\cdot)$ is measure-preserving then $Z(h(\cdot))$ is also an ITS of F . The following result, proved in Appendix A, ensures that ITS' always exist for distributions on a separable Hilbert space.

Proposition 3.5 (Existence of ITS). *Let F be a distribution on a separable Hilbert space, then there exists an ITS of F .*

Here we give a sketch of proof of Theorem 3.4. For $i = 1, 2$, let $Z_i(s) = (X_i(s), Y_i(s))$ be an ITS of F_i and define graphon

$$W_i(s, s') = \langle Z_i(s), Z_i(s') \rangle_{\mathcal{K}}. \quad (5)$$

By assumption that F_1 and F_2 lead to the same exchangeable random graph sampling distribution, we have $W_1 \stackrel{w.i.}{=} W_2$. Also, by choosing appropriate orthogonal rotations in the positive and negative components we can make the covariance of Z_i diagonal so that $W_i(s, s') = \langle Z_i(s), Z_i(s') \rangle_{\mathcal{K}}$ indeed corresponds to the spectral decomposition of W_i . Then the desired result follows by invoking an exchangeable array representation theorem in the form of spectral decompositions due to Kallenberg [21].

We summarize our representation results in the following corollary.

Corollary 3.6 (Correspondence between graphon and GRD). *There exists a one-to-one correspondence between trace-class graphons (under the equivalence relation " $\stackrel{w.i.}{=}$ ") and square-integrable GRD's with uncorrelated positive and negative components (under the equivalence relation " $\stackrel{o.t.}{=}$ ").*

Canonical GRD Since any square-integrable GRD is identifiable up to a pair of orthogonal transforms on the positive and negative components, we can choose appropriate orthogonal transforms so that the covariance of (X, Y) is diagonalized. Such a choice can be used as a canonical representation. If all eigenvalues of the covariance operator have multiplicity one, then the canonical GRD F is determined up to the sign of each coordinate. As we will see in Section 4 below, our estimator naturally recovers one of the canonical GRD's. Our simulation and data examples demonstrate that important geometric features of F are kept under any choice of rotations.

3.3 Topology of the GRD space: orthogonal Wasserstein distance

Having established the GRD representation of exchangeable random graphs, we can study the closeness of graph sampling distributions by looking at the closeness of GRD's. To this end, we consider a metric on the quotient space of square-integrable distributions on \mathcal{K} with

respect to the equivalence relation “ $\stackrel{o.t.}{=}$ ”, which we call the *orthogonal Wasserstein metric*. We will show that convergence of a sequence of GRD’s in this metric implies convergence of corresponding graphons in cut-distance.

We start by recalling the Wasserstein distance. We will only use a special case of the Wasserstein distance suitable for our purpose. Given two probability distributions F_1, F_2 on \mathcal{K} , the Wasserstein distance between F_1, F_2 is

$$d_w(F_1, F_2) := \inf_{\nu \in \mathcal{V}(F_1, F_2)} \mathbb{E}_{(Z_1, Z_2) \sim \nu} \|Z_1 - Z_2\|,$$

where $\mathcal{V}(F_1, F_2)$ is the collection of all distributions on $\mathcal{K} \times \mathcal{K}$ with F_1 and F_2 being its two marginal distributions.

The following lemma says that if two square-integrable GRD’s are close in Wasserstein distance, then the corresponding graphons are close in cut-distance.

Lemma 3.7 (Wasserstein and cut distances). *Let F_1 and F_2 be two square-integrable GRD’s on \mathcal{K} , with corresponding graphons W_1, W_2 defined using ITS as in (5). Then*

$$\delta_{\square}(W_1, W_2) \leq (\mathbb{E}_{F_1} \|Z\| + \mathbb{E}_{F_2} \|Z\|) d_w(F_1, F_2).$$

Proof of Lemma 3.7. By the results in the previous two subsections, for $i = 1, 2$, there exists $Z_i : [0, 1] \mapsto \mathcal{K}$ such that $Z_i \sim F_i$ and $W_i(s, s') = \langle Z_i(s), Z_i(s') \rangle_{\mathcal{K}}$ almost everywhere. In the following inequality h_1, h_2 range over all measure preserving mappings.

$$\begin{aligned} & \delta_{\square}(W_1, W_2) \\ &= \inf_{h_1, h_2} \sup_{S, S' \subseteq [0, 1]} \left| \int_{S \times S'} \{W_1[h_1(s), h_1(s')] - W_2[h_2(s), h_2(s')]\} ds ds' \right| \\ &\leq \inf_{h_1, h_2} \int |W_1[h_1(s), h_1(s')] - W_2[h_2(s), h_2(s')]| ds ds' \\ &\leq \inf_{h_1, h_2} |\langle Z_1(h_1(s)), Z_1(h_1(s')) \rangle_{\mathcal{K}} - \langle Z_2(h_2(s)), Z_2(h_2(s')) \rangle_{\mathcal{K}}| ds ds' \\ &\leq \inf_{\nu \in \mathcal{V}(F_1, F_2)} \mathbb{E}_{(Z_1, Z_2), (Z'_1, Z'_2) \sim \nu} |\langle Z_1, Z'_1 \rangle_{\mathcal{K}} - \langle Z_2, Z'_2 \rangle_{\mathcal{K}}| \\ &= \inf_{\nu} \mathbb{E} |\langle Z_1 - Z_2, Z'_1 \rangle_{\mathcal{K}} + \langle Z_2, Z'_1 - Z'_2 \rangle_{\mathcal{K}}| \\ &\leq \inf_{\nu} \mathbb{E} \|Z_1 - Z_2\| \mathbb{E} \|Z'_1\| + \mathbb{E} \|Z_2\| \mathbb{E} \|Z'_1 - Z'_2\| \\ &= (\mathbb{E} \|Z_1\| + \mathbb{E} \|Z_2\|) \inf_{\nu} \mathbb{E} \|Z_1 - Z_2\| \\ &= (\mathbb{E}_{Z \sim F_1} \|Z\| + \mathbb{E}_{Z \sim F_2} \|Z\|) d_w(F_1, F_2). \quad \blacksquare \end{aligned}$$

Given that we do not distinguish two GRD’s differing only by orthogonal transforms on positive and negative components. We consider the *orthogonal Wasserstein distance*

$$d_{ow}(F_1, F_2) := \inf_{\nu \in \mathcal{V}(F_1, F_2)} \inf_{Q_+, Q_-} \mathbb{E}_{(Z_1, Z_2) \sim \nu} \|Z_1 - (Q_+ \oplus Q_-) Z_2\|, \quad (6)$$

where Q_+, Q_- range over all orthogonal transforms on $\mathcal{H}_+, \mathcal{H}_-$, respectively, and $(Q_+ \oplus Q_-)$ denotes the orthogonal transform as the direct sum of Q_+ and Q_- : $(Q_+ \oplus Q_-)(x, y) = (Q_+x, Q_-y)$.

We can improve Lemma 3.7 to the orthogonal Wasserstein distance, which says that orthogonal Wasserstein distance induces a stronger topology than cut-distance.

Theorem 3.8. *Let F_1, F be two square-integrable GRD's on \mathcal{K} , with corresponding graphons W_1, W as obtained by ITS in (5). Then*

$$\delta_{\square}(W_1, W) \leq (\mathbb{E}_{F_1}\|Z\| + \mathbb{E}_F\|Z\|)d_{\text{ow}}(F_1, F).$$

As a consequence, if $(F_N : N \geq 1)$ are square-integrable GRD's on \mathcal{K} with corresponding graphons $(W_N : N \geq 1)$, then

$$d_{\text{ow}}(F_N, F) \rightarrow 0 \Rightarrow \delta_{\square}(W_N, W) \rightarrow 0.$$

Proof of Theorem 3.8. Write $Q = Q_+ \oplus Q_-$ and $Z = (X, Y)$ with the corresponding positive-negative subspace decomposition of \mathcal{K} . Let $(X_N, Y_N) \sim F_N$ and $(X, Y) \sim F$. We will use Z_N and Z to denote F_N and F whenever there is no confusion.

For each N and each $\epsilon > 0$, let $Q_N = (Q_{+,N} \oplus Q_{-,N})$ be such that $d_w(Q_N Z_N, Z) \leq d_{\text{ow}}(Z_N, Z) + \epsilon$. Let $\tilde{Z}_N = Q_N Z_N$. Now use Lemma 3.7 we have

$$\begin{aligned} \delta_{\square}(W_N, W) &= \delta_{\square}(W_{\tilde{Z}_N}, W_Z) \\ &\leq (\mathbb{E}\|\tilde{Z}_N\| + \mathbb{E}\|Z\|)d_w(\tilde{Z}_N, Z) \\ &\leq (\mathbb{E}_{F_N}\|Z\| + \mathbb{E}_F\|Z\|)(d_{\text{ow}}(F_N, F) + \epsilon). \end{aligned}$$

The first part of proof concludes by taking $N = 1$ and arbitrariness of ϵ . The second part follows by realizing that $\mathbb{E}_{F_N}\|Z\| \leq \mathbb{E}_F\|Z\| + d_{\text{ow}}(F_N, F)$. \blacksquare

4 Estimation of graph root distributions

Given $n \geq 1$, suppose we have observed an $n \times n$ block of \mathbf{A} : $\mathbf{A}_n = (A_{ij} : 1 \leq i, j \leq n)$, where \mathbf{A} is generated from a GRD F . In this section we give affirmative answers to the following two questions.

1. Node embedding: Can we recover the realized sample of node vectors Z_1, \dots, Z_n in \mathcal{K} ?
2. Distribution estimation: Can we recover the GRD F with small orthogonal Wasserstein distance?

Notation For an infinite vector x , $x^{(p)}$ denotes the first p elements of x . For a matrix \mathbf{M} with countably infinite number of columns, $\mathbf{M}^{(p)}$ denotes the submatrix consisting of the first p columns. For a matrix $\mathbf{Z} = (\mathbf{X}, \mathbf{Y})$ with n rows and each row taking value in \mathcal{K} , $\mathbf{Z}^{(p_1, p_2)} = (\mathbf{X}^{(p_1)}, \mathbf{Y}^{(p_2)})$.

4.1 Truncated weighted spectral embedding

Write \mathbf{A}_n in its eigen-decomposition

$$\mathbf{A}_n = \sum_{j=1}^{n_1} \hat{\lambda}_{j,A} \hat{a}_j \hat{a}_j^T - \sum_{j=1}^{n-n_1} \hat{\gamma}_{j,A} \hat{b}_j \hat{b}_j^T,$$

where $\hat{\lambda}_{1,A} \geq \hat{\lambda}_{2,A} \geq \dots \geq \hat{\lambda}_{n_1,A} \geq 0$ are the positive eigenvalues of A , and $\hat{\gamma}_{1,A} \geq \dots \geq \hat{\gamma}_{n-n_1,A} > 0$ are the absolute negative eigenvalues of A .

Let $p_1, p_2 < n$ be positive integers to be specified later, we consider the weighted $(p_1 + p_2)$ -dimensional spectral embedding of the nodes

$$\begin{aligned} \hat{\mathbf{Z}}_A &= \begin{bmatrix} \hat{\mathbf{X}}_A^{(p_1)} & \hat{\mathbf{Y}}_A^{(p_2)} \end{bmatrix}, \\ \hat{\mathbf{X}}_A^{(p_1)} &= \begin{bmatrix} \hat{\lambda}_{1,A}^{1/2} \hat{a}_1, \dots, \hat{\lambda}_{p_1,A}^{1/2} \hat{a}_{p_1} \end{bmatrix} = [\hat{a}_1, \dots, \hat{a}_{p_1}] \hat{\Lambda}_{p_1,A}^{1/2}, \\ \hat{\mathbf{Y}}_A^{(p_2)} &= \begin{bmatrix} \hat{\gamma}_{1,A}^{1/2} \hat{b}_1, \dots, \hat{\gamma}_{p_2,A}^{1/2} \hat{b}_{p_2} \end{bmatrix} = [\hat{b}_1, \dots, \hat{b}_{p_2}] \hat{\Gamma}_{p_2,A}^{1/2}, \end{aligned} \quad (7)$$

where $\hat{\Lambda}_{p,A}$ is the $p \times p$ diagonal matrix with diagonal entries being $(\hat{\lambda}_{1,A}, \dots, \hat{\lambda}_{p,A})$, and $\hat{\Gamma}_{p,A}$ is defined similarly.

We use the rows of $\hat{\mathbf{Z}}_A$ to estimate both the realized sample points Z_1, \dots, Z_n and the underlying distribution F that generated Z_1, \dots, Z_n . More specifically, for each $Z = (X, Y) \in \mathcal{K}$ with $X \in \mathcal{H}_+$, $Y \in \mathcal{H}_-$ with $\mathcal{H}_+ = \mathcal{H}_- = \{x \in \mathbb{R}^\infty : \sum_{j \geq 1} x_j^2 < \infty\}$, we use the representation of X and Y as countably infinite sequences of real numbers that are square-summable. Now we use $\hat{\mathbf{Z}}_A$ to approximate $\mathbf{Z} = (Z_1, \dots, Z_n)^T$ in the following sense:

$$\begin{aligned} \hat{X}_{i,A} &= (\hat{\lambda}_{1,A}^{1/2} \hat{a}_{1i}, \dots, \hat{\lambda}_{p_1,A}^{1/2} \hat{a}_{p_1,i}, 0, \dots) \in \mathcal{H}_+, \\ \hat{Y}_{i,A} &= (\hat{\gamma}_{1,A}^{1/2} \hat{b}_{1i}, \dots, \hat{\gamma}_{p_2,A}^{1/2} \hat{b}_{p_2,i}, 0, \dots) \in \mathcal{H}_-. \end{aligned} \quad (8)$$

In other words, $\hat{X}_{i,A}$, $\hat{Y}_{i,A}$ are the i th row of $\hat{\mathbf{X}}_A^{(p_1)}$, $\hat{\mathbf{Y}}_A^{(p_2)}$, padded with zeros in the tails. The same weighted spectral embedding has been considered in random dot-product graphs in finite dimensional spaces and at the sample level [34, 5, 36]. Here we focus more on the infinite intrinsic dimensionality case, where p_1, p_2 need to grow with n , and study the statistical properties of the embeddings at a population level with a goal of estimating the GRD F .

4.2 Reconstruction error of sample points

In order to show that the estimated node vectors $(\hat{X}_{i,A}, \hat{Y}_{i,A})$ are close to the true but hidden realized node vectors (X_i, Y_i) , it is necessary to identify a particular orthogonal transform $Q = Q_+ \oplus Q_-$ to work with. To this end, we make the following assumption to clear the identifiability issue.

- (A1) For all $j, j' \geq 1$, $\mathbb{E}_{(X,Y) \sim F}(X_j X_{j'}) = \lambda_j \mathbf{1}(j = j')$, $\mathbb{E}_{(X,Y) \sim F}(Y_j Y_{j'}) = \gamma_j \mathbf{1}(j = j')$, $\mathbb{E}_{(X,Y) \sim F}(X_j Y_{j'}) = 0$.

This assumption is non-technical, it merely says that we pick a canonical element among all possible orthogonal transforms on the positive and negative spaces.

Our next assumption is a polynomial eigen-decay and eigen-gap condition.

- (A2) There exist positive numbers $c_1 \leq c_2$, $1 < \alpha \leq \beta$ such that

$$c_1 j^{-\alpha} \leq (\lambda_j \wedge \gamma_j) \leq (\lambda_j \vee \gamma_j) \leq c_2 j^{-\alpha}, \quad (\lambda_j - \lambda_{j+1}) \wedge (\gamma_j - \gamma_{j+1}) \geq c_1 j^{-\beta}, \quad \forall j \geq 1,$$

for λ_j, γ_j defined in assumption (A1).

Assumption (A2) is often used in the literature of functional data analysis, where one needs to control the estimation error of individual eigenvectors for random variables in Hilbert spaces, using a truncated empirical eigen-decomposition [16, 32, 28]. When $\lambda_j \propto j^{-\alpha}$, the eigengap condition usually holds with $\beta = 2\alpha$. The random vector $Z = (X, Y) \sim F$ is square-integrable if $\alpha > 1$. This assumption can be weakened slightly. For example, the required eigenvalue rate and eigen gap rate certainly do not need to hold when the eigenvalue is below a certain threshold. Also it is entirely possible to have different rates for the λ and γ sequences. But these will not change the nature of our argument and we state the condition as it is for simplicity.

Finally, our procedure requires accurate estimation of the eigenvectors, which in turn requires accurate estimation of the covariance operator. We assume that the GRD has finite fourth moment.

- (A3) $\mathbb{E}_{Z \sim F} \|Z\|^4 < \infty$.

Theorem 4.1 (Sample points recovery). *Let \mathbf{A}_n be generated from a GRD F satisfying (A1-A3). Let $\mathbf{Z} = (\mathbf{X}, \mathbf{Y})$ be the hidden node data matrix with the i th row being $(X_i, Y_i) \in \mathcal{K}$ ($1 \leq i \leq n$). If*

$$p_1 = p_2 = p = o\left(n^{\frac{1}{2\beta+\alpha}}\right),$$

then the estimator $\hat{\mathbf{Z}}_A$ given in (7) satisfies

$$n^{-1} \|\hat{\mathbf{Z}}_A - \mathbf{Z}^{(p,p)}\|_F^2 = O_P(p^{-(\alpha-1)})$$

where $\|\cdot\|_F$ denotes the Frobenius norm. As a consequence, let $\hat{F}_A^{(p)}$ be the empirical distribution putting $1/n$ probability mass at each row of $\hat{\mathbf{Z}}_A$, and $\hat{F}^{(p)}$ putting $1/n$ mass at each row of $\mathbf{Z}^{(p,p)}$, then

$$d_w(\hat{F}_A^{(p)}, \hat{F}^{(p)}) = O_P(p^{-(\alpha-1)/2}).$$

The proof of Theorem 4.1 is given in Appendix B. The assumption that $\beta \geq 3\alpha/2$ is used to simplify the statement. The proof also provides bounds for general cases assuming only $\beta \geq \alpha > 1$.

The main technical task in the proof is to control the difference between the true realized random vectors (X_i, Y_i) and their projections on principal subspaces obtained from several approximations of the gram matrix. Thus the tools used are similar to those in functional data analysis [16, 32]. However, the additional challenge here is that we do not observe any of the empirical covariance matrices, and the adjacency matrix we observe is actually a noisy version of the indefinite gram matrix, which is the difference of two positive semidefinite gram matrices, one in the positive space and one in the negative space. This issue does not exist in the ordinary functional data analysis literature and requires more delicate spectral perturbation analysis.

4.3 Estimating the GRD

The second part of Theorem 4.1 gives the possibility of estimating the GRD F using $\hat{F}_A^{(p)}$, the empirical distribution that puts $1/n$ probability mass at each row of the truncated weighted spectral embedding matrix $\hat{\mathbf{Z}}_A$. According to Theorem 4.1, we only need to show that $\hat{F}^{(p)}$ is close to F . To this end, we consider an intermediate object $F^{(p)}$, the distribution of truncated vector $(X^{(p)}, Y^{(p)})$ with $(X, Y) \sim F$. The argument proceeds in two steps.

The first step is to compare F and $F^{(p)}$, which is straightforward.

Lemma 4.2. *Under assumptions (A1-A2),*

$$d_w(F, F^{(p)}) \leq cp^{-(\alpha-1)/2}.$$

The second part is comparing the population truncated distribution $F^{(p)}$ and its empirical version $\hat{F}^{(p)}$. We apply the result of [13] which provides Wasserstein error bounds for empirical distributions. Here we state a special case of their general result, which is suitable for our purpose.

Lemma 4.3 (Adapted from [13]). *Under assumptions (A1-A3), there exists a constant c independent of n, p , such that*

$$\mathbb{E}d_w(\hat{F}^{(p)}, F^{(p)}) \leq cnp^{-1/(p \vee 3)}.$$

Combining the above two lemmas with Theorem 4.1, we have the following result on estimating the GRD.

Theorem 4.4 (GRD estimation error). *Under assumptions (A1-A3), we have, when p satisfies the conditions in Theorem 4.1,*

$$d_w(\hat{F}_A^{(p)}, F) = O_P(p^{-(\alpha-1)/2} + pn^{-1/(p \vee 3)}).$$

The right hand side is $o_P(1)$ if $p = O(\log n / \log \log n)$.

4.4 Estimation for sparse graphs

One limitation of the theoretical framework of exchangeable random graphs is that they can only model dense graphs. Let $\rho = \int_{[0,1]^2} W$ be the average edge probability, then the total number of edges in \mathbf{A}_n will concentrate around $n^2 \rho$. However, in reality, the number of edges in a network rarely grows as the squared number of nodes. Therefore, sparse networks are of greater practical interest. To this end, for a given graphon W and a node sample size n one can consider adding a “sparsity parameter” to the network sampling scheme [8, 9, 39, 40, 23]:

$$\mathbf{A}_{n,i,j} \sim \text{Bernoulli}(\rho_n W(s_i, s_j)), \quad \forall 1 \leq i < j \leq n.$$

This sparsity parameter can easily be carried over to the graph root sampling scheme. Let F be a GRD. For a node sample size n and sparsity parameter ρ_n , the corresponding sparse graph root sampling scheme is essentially generating node sample points from a scaled distribution:

$$\mathbf{A}_{n,i,j} \sim \text{Bernoulli}(\langle \rho_n^{1/2} Z_i, \rho_n^{1/2} Z_j \rangle_{\mathcal{K}}), \quad (9)$$

where $Z_i \stackrel{iid}{\sim} F$. For notational simplicity, for scalar a and distribution F we use aF to denote the distribution obtained by scaling the distribution F by a factor of a : $Z \sim F \Leftrightarrow aZ \sim aF$.

Our estimation theory developed in the previous subsections can be extended to cover sparse sampling schemes.

Theorem 4.5. *Under assumptions (A1-A3) with $\beta \geq 3\alpha/2$, assuming sparse sampling scheme (9), if $\rho_n \geq c \log n / n$ for a positive constant c and*

$$p_1 = p_2 = p = o \left[n^{1/(2\beta+\alpha)} \wedge (n\rho_n)^{1/(2\beta)} \right]$$

then the following hold.

$$1. \quad n^{-1} \|\rho_n^{-1/2} \hat{\mathbf{Z}}_A^{(p,p)} - \mathbf{Z}^{(p,p)}\|_F^2 = O_P(p^{2\beta-\alpha+1} (n\rho_n)^{-1} + p^{-(\alpha-1)}).$$

$$2. d_w(\rho_n^{-1/2} \hat{F}_A, F) = O_P(p^{\beta-(\alpha-1)/2} (n\rho_n)^{-1/2} + p^{-(\alpha-1)/2} + pn^{-1/(p \vee 3)}).$$

As in Theorem 4.4, we state Theorem 4.5 for the case that is most interesting to keep the statement simple. Our proof covers more general cases of ρ_n , (α, β) , and p . In the case of $\rho_n \asymp \log n/n$, the error bounds in Theorem 4.5 are $o_P(1)$ if $p = o((\log n)^{\frac{1}{2\beta-\alpha+1}})$.

4.5 Choice of embedding dimensions

Our theory suggests that when the eigenvalues decay fast, a fairly small p is sufficient to reconstruct the important part of the GRD. In practice, the value of p can affect the quality of the estimated GRD. If p is too small, the estimate may not have sufficient dimensionality to carry all useful structures in the GRD. If p is too large, the estimation becomes less stable and there would be a waste on computing and storage resources. Moreover, in many applications it may make sense to use different values of p_1 and p_2 , since the effective dimensionality can be different for the positive and negative components as seen in the examples in Section 2.2.

One potential way of choosing (p_1, p_2) is to follow a common practice in functional data analysis, where one chooses the leading principal subspace that explain a certain fraction (such as 90%) of the total variance. In network data, this approach has limited success due to the low-rank and high-noise nature of the adjacency matrix. Real-world network data often have low rank structures, but are observed with an entry-wise Bernoulli noise. For such data, it would make more sense to threshold the singular values of the observed adjacency matrix. One of such method is described in [11]. In the context of network data, this method chooses eigen-components of the adjacency matrix whose absolute eigenvalues exceed the threshold of \sqrt{n} . We find this simple rule working quite well for both simulated and real data sets.

5 Examples

5.1 Simulation for SBM, DCBM, and MMBM

We first present a unified demonstration of the truncated weighted spectral embedding for SBM, DCBM, and MMBM. Following the notations in Section 2.2, we set $k = 3$ and

$$B = \begin{pmatrix} 1/4 & 1/2 & 1/4 \\ 1/2 & 1/4 & 1/4 \\ 1/4 & 1/4 & 1/6 \end{pmatrix},$$

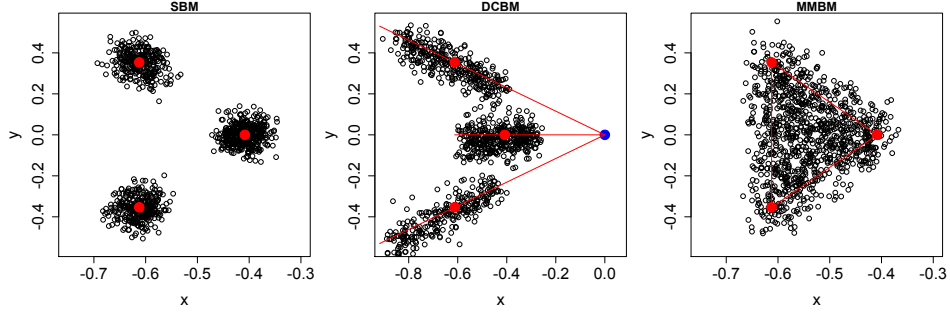


Figure 1: Graph root node embeddings for SBM, DCBM and MMBM, which correspond to point mass mixture, subspace mixture, and polytope supported graph root distributions, respectively. For the middle plot, the rightmost solid dot is the origin.

which corresponds to three blocks, but the rank is only 2, with one positive eigenvalue and one negative eigenvalue.

The remaining parameters are set as follows.

- $\pi = (0.3, 0.3, 0.4)$ for the SBM and DCBM.
- $\Theta = \text{Unif}(0.7, 1.4)$ for the DCBM, so the edge probabilities can be halved or doubled with the node activeness parameter θ_i 's.
- $a = (0.5, 0.5, 0.5)$ for the MMBM, so that the mixed memberships are not too close to the extreme points.

For each model, we generate a random graph with $n = 1000$ nodes, and apply the truncated weighted spectral embedding. The number of eigen-components is determined by the singular value thresholding rule as described in Section 4.5, which chooses top two absolute eigenvalues in all three cases, with one positive component and one negative component. The embedded node vectors are plotted on top of the theoretical graph-root distributions in Figure 1, where the solid red circles are the point mass locations in all three plots, the straight lines in the middle plot are the linear subspaces on which the GRD is supported for the DCBM, and the triangle area in the right plot is the convex polytope on which the GRD is supported for the MMBM. The embedded empirical distributions exhibit reasonable approximations to the underlying graph root distributions.

5.2 The political blogs data

The political blogs data [1] is one of the most widely studied network data sets with a well-believed degree-corrected community structure [22, 20, 41, 29, 12]. The data set records

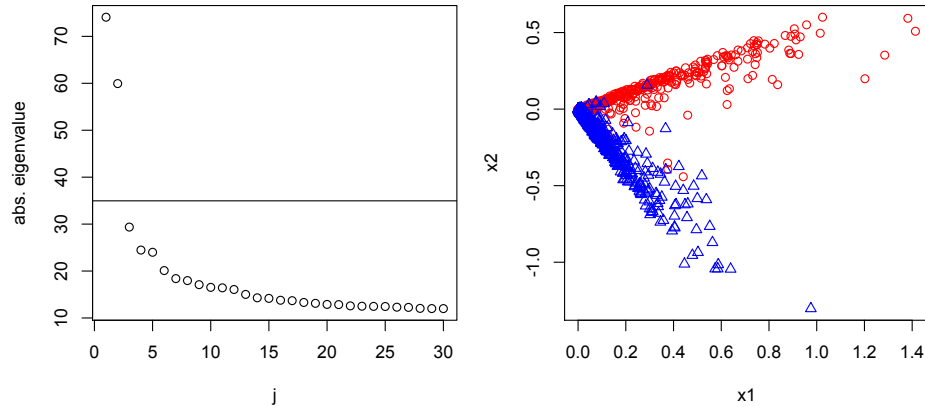


Figure 2: Scree plot (left) of top absolute eigenvalues and truncated weighted spectral embedding (right) for the political blogs data, suggesting a two-component subspace mixture in a two-dimensional space. The colors and shapes of points in the right plot reflect the manual labeling of the nodes.

undirected hyperlinks among 1222 political blogs during the 2004 presidential election, and the nodes have been manually classified as “liberal” and “conservative”.

Among many statistical methods applied to this data set, spectral methods are quite popular and have used the top two singular vectors of the adjacency matrix. Here we apply the truncated and weighted spectral embedding to this data set. As seen in the left plot of Figure 2, the singular value thresholding rule suggests two significant eigen-components, both of which correspond to the positive component. The embedded nodes in the two-dimensional Krein space reflects a mixture of two components each on a one dimensional subspace, with each mixture component corresponding to a labeled class.

5.3 The political books data

The political books data records undirected links among 105 political books with links defined by the co-purchase records on [Amazon.com](http://www.amazon.com). This data set, available on Mark Newman’s website¹, was collected by Krebs [25] during the 2004 presidential election. The nodes have been manually labeled as one of the three categories: “neutral”, “liberal”, and “conservative”.

Given the three labeled classes, it seems natural to assume three significant eigen-components. However, the singular value thresholding rule, as shown in the top left plot of Figure 3,

¹<http://www-personal.umich.edu/~mejn/netdata/>

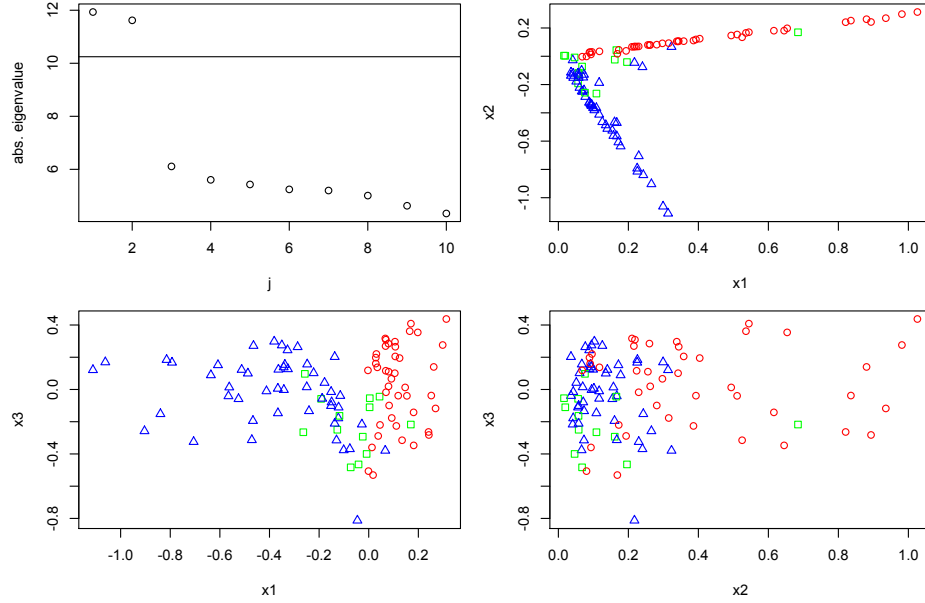


Figure 3: Scree plot (top left) of absolute eigenvalues, truncated weighted spectral embeddings of (X_1, X_2) (top right), (X_1, X_3) (bottom left), and (X_2, X_3) (bottom right) for the political books data.

indicates only two significant components, where both top components and the third one have positive eigenvalues. The truncated weighted spectral embedding of the first two components (upper right plot of Figure 3) shows a two-component mixture with each component supported on a one-dimensional subspace, which strongly indicates a two-block DCBM. Moreover, the “neutral” class, plotted as green square points, appears near the intersection of the other two classes. Finally, we observe that the third eigen-component does not provide much information regarding the clustering of nodes, as shown in the bottom plots of Figure 3.

6 Discussion

Kernel based learning A side result of our theory is the relationship between the generating distribution of a random sample and the distribution of the corresponding kernel/gram matrix. Let F be a probability measure on a separable Hilbert space \mathcal{X} . Let $(X_i : i \geq 1)$ be a sequence of independent samples from F , and $\mathbf{G} = (\langle X_i, X_j \rangle, i, j \geq 1)$ be the (infinite size) gram matrix. The perspective of viewing \mathbf{G} as an exchangeable random array allows us to establish the correspondence between F and the distribution of \mathbf{G} . The

result essentially says that the gram matrix carries all information about F up to an orthogonal transform. We believe that this result is elementary and highly intuitive, but are not able to find it in the literature.

Corollary 6.1. *Let F be a probability measure on a separable Hilbert space \mathcal{X} . Denote \mathcal{G}_F the distribution of the corresponding infinite gram matrix \mathbf{G} . Then for two probability measures F_1, F_2 on \mathcal{X} , $\mathcal{G}_{F_1} = \mathcal{G}_{F_2}$ if and only if $F_1 \stackrel{o.t.}{=} F_2$, provided that one of the following holds:*

1. \mathcal{X} is finite dimensional;
2. $\mathbb{E}_{X \sim F_1} \|X\|^2 < \infty$;
3. $\mathbb{E}_{X \sim F_2} \|X\|^2 < \infty$.

Here the equivalence relation “ $\stackrel{o.t.}{=}$ ” is defined as in Definition 4 by treating $\mathcal{H}_+ = \mathcal{X}$ and $\mathcal{H}_- = \emptyset$.

Modeling and inference for relational data The framework of graph root representation can be extended in several interesting directions. First, one can model the connection probability with a logistic link function so that the two nodes i, j connect with probability $(1 + e^{-\langle Z_i, Z_j \rangle \kappa})^{-1}$. With such a logistic transform, each distribution on \mathcal{K} can be used to generate an exchangeable random graph, and therefore can model a wider collection of structures. Moreover, one can also use the same framework to model relational data beyond binary observations. For example, one may observe event counting between a pair of nodes, such as number of email correspondences and frequency of research article citations. In applications such as multivariate time series and multimodal imaging, one may even observe a vector for each pair of nodes.

The graph root embedding also makes many subsequent inferences possible. For example, in addition to clustering the embedded nodes as in SBM and DCBM, one can also test for specific structures of the graph root distribution, or compare the graph root distributions for multiple networks. See [38] for an example of two-sample comparison for random dot-product graphs. Another way to make use of the graph root embedding is to model the node movement in temporal networks. A challenge is to find the orthogonal transforms to match the embeddings at different time points. See [37] for an example using a similar idea with a different latent space model.

A Proofs for existence, identifiability, and topology

Notation We write $\|\cdot\|_{L^2}$ for the L^2 norm of a function, $\|\cdot\|_{\text{op}}$ for the operator norm of a linear operator in a Hilbert space, and $\|\cdot\|_{\text{HS}}$ for the Hilbert-Schmidt norm.

Proof of Proposition 3.2. We only do the positive part. The negative part is similar. Define integral operator

$$W_+^{1/2}(s, s') = \sum_{j=1}^{\infty} \lambda_j^{1/2} \phi_j(s) \phi_j(s').$$

Then W being trace-class implies that the eigenvalues of $W_+^{1/2}$ are square-summable, so W_+ is Hilbert-Schmidt. As a result

$$\int_{[0,1]^2} \left[W_+^{1/2}(s, s') \right]^2 ds ds' < \infty,$$

which implies that

$$\|W_+^{1/2}(s, \cdot)\|_{L^2([0,1])} < \infty, \quad \text{a.e.}$$

Therefore

$$\sum_{j \geq 1} \lambda_j \phi_j^2(s) = \sum_{j \geq 1} \left| \langle W_+^{1/2}(s, \cdot), \phi_j \rangle \right|^2 = \|W_+^{1/2}(s, \cdot)\|_{L^2([0,1])}^2 < \infty, \quad \text{a.e.}$$

The square-integrability also follows from the above inequality. ■

Proof of Theorem 3.4. For $i = 1, 2$, let $(X_i(s), Y_i(s)) : [0, 1] \mapsto \mathcal{H}_+ \oplus \mathcal{H}_-$ be an ITS of F_i . Since $(X_1, Y_1), (X_2, Y_2)$ are square-integrable, we can assume that X_i, Y_i ($i = 1, 2$) have diagonal covariance matrices Λ_i, Γ_i , without loss of generality. We also assume that the diagonal elements of Λ_i and Γ_i are all strictly positive, since if there are zero eigenvalues we can just focus on the subspace spanned by the eigenvectors with non-zero variances.

For $i = 1, 2$, the graph root sampling scheme with F_i is equivalent to a graphon W_i with

$$\begin{aligned} & W_i(s, s') \\ &= \langle X_i(s), X_i(s') \rangle - \langle Y_i(s), Y_i(s') \rangle \\ &= \sum_j \lambda_{ij} \left[\lambda_{ij}^{-1/2} X_{ij}(s) \lambda_{ij}^{-1/2} X_{ij}(s') \right] \\ &\quad - \sum_j \gamma_{ij} \left[\gamma_{ij}^{-1/2} Y_{ij}(s) \gamma_{ij}^{-1/2} Y_{ij}(s') \right]. \end{aligned} \tag{10}$$

where $\lambda_{ij} = \mathbb{E}(X_{ij})^2$, $\gamma_{ij} = \mathbb{E}(Y_{ij})^2$ for $i = 1, 2$ and $j \geq 1$.

By construction of X_i, Y_i , (10) is indeed the eigen-decomposition of W_i and the infinite sum converges both in $L^2([0, 1]^2)$ and almost everywhere.

Since W_1 and W_2 lead to the same sampling distribution of exchangeable random graphs, by Lemma C.1, for iid $\text{Unif}(0, 1)$ random variables $(s_i : i \geq 1)$

$$[W_1(s_i, s_j) : 1 \leq i \leq j < \infty] \stackrel{d}{=} [W_2(s_i, s_j) : 1 \leq i \leq j < \infty] .$$

Now according to Theorem 4.1' of [21] on representation of exchangeable arrays via spectral decomposition, we must have $\lambda_{1j} = \lambda_{2j} = \lambda_j$, $\gamma_{1j} = \gamma_{2j} = \gamma_j$ for all j , and there exists unitary operators Q_+ and Q_- on \mathcal{H}_+ and \mathcal{H}_- respectively and satisfying $Q_{+,kk'} = 0$ if $\lambda_k \neq \lambda_{k'}$ and $Q_{-,kk'} = 0$ if $\gamma_k \neq \gamma_{k'}$, such that for any measurable set A

$$\mathbb{P} \left[(\Lambda^{-1/2} X_1, \Gamma^{-1/2} Y_1) \in A \right] = \mathbb{P} \left[(Q_+ \Lambda^{-1/2} X_2, Q_- \Gamma^{-1/2} Y_2) \in A \right] .$$

As a result

$$\begin{aligned} & \mathbb{P}((X_1, Y_1) \in A) \\ &= \mathbb{P} \left[(\Lambda^{-1/2} X_1, \Gamma^{-1/2} Y_1) \in (\Lambda^{1/2} \oplus \Gamma^{1/2})^{-1} A \right] \\ &= \mathbb{P} \left[(\Lambda^{-1/2} X_2, \Gamma^{-1/2} Y_2) \in (Q_+^{-1} \oplus Q_-^{-1})(\Lambda^{1/2} \oplus \Gamma^{1/2})^{-1} A \right] \\ &= \mathbb{P} \left[(X_2, Y_2) \in (\Lambda^{1/2} \oplus \Gamma^{1/2})(Q_+^{-1} \oplus Q_-^{-1})(\Lambda^{1/2} \oplus \Gamma^{1/2})^{-1} A \right] \\ &= \mathbb{P} \left[(X_2, Y_2) \in (Q_+^{-1} \oplus Q_-^{-1}) A \right] , \end{aligned}$$

where the commutativity between $(Q_+^{-1} \oplus Q_-^{-1})$ and $(\Lambda^{1/2} \oplus \Gamma^{1/2})$ follows from that $Q_{+,kk'} = 0$ if $\lambda_k \neq \lambda_{k'}$, and that $Q_{-,kk'} = 0$ if $\gamma_k \neq \gamma_{k'}$. \blacksquare

Proof of Proposition 3.5. Let $Z = (Z_j : j \geq 1)$ be a random vector in \mathcal{H} , a separable Hilbert space.

For $s \in [0, 1]$, let $(s_j : j \geq 1) \in \{0, 1\}^{\mathbb{N}}$ be the unique sequence such that $s = \sum_{j \geq 1} s_j 2^{-j}$. In other words, s_j is the j th digit of s written in binary system. Let $k : \mathbb{N} \mapsto \mathbb{N}^2$ be a bijection, such that $k(j) = (k_1(j), k_2(j))$, with inverse mapping $k^{-1} : \mathbb{N}^2 \mapsto \mathbb{N}$. For each $i \in \mathbb{N}$, define

$$t_i(s) = \sum_{j \geq 1} s_{k^{-1}(i,j)} 2^{-j} .$$

When $s \sim \text{Unif}(0, 1)$, then s_j are iid Bernoulli random variables with parameter $1/2$, and hence $(t_i : i \geq 1) \stackrel{iid}{\sim} \text{Unif}(0, 1)$. Now we can define Z as follows.

$$Z_1(s) = F_1^{-1}(t_1(s)) ,$$

$$Z_j(s) = F_{j|1:(j-1)}^{-1}(t_j(s) \mid Z_1, \dots, Z_{j-1}), \quad j \geq 2,$$

where $F_1(\cdot)$ is the marginal CDF of Z_1 , and $F_{j|1:(j-1)}(\cdot \mid \cdot)$ is the conditional CDF of Z_j given Z_1, \dots, Z_{j-1} . \blacksquare

B Proofs for statistical estimation

Proof of Theorem 4.1. Let \mathbf{C} be the second moment operator of Z with block matrix decomposition (each block has infinite size)

$$\mathbf{C} = \begin{bmatrix} \mathbf{C}_X & \mathbf{C}_{XY} \\ \mathbf{C}_{YX} & \mathbf{C}_Y \end{bmatrix} = \begin{bmatrix} \mathbb{E}(XX^T) & 0 \\ 0 & \mathbb{E}(YY^T) \end{bmatrix}.$$

Let $(\lambda_j, \phi_j)_{j \geq 1}$ be the eigenvalue-eigenvector pairs of \mathbf{C}_X ranked in decreasing order of λ_j . Define $(\gamma_j, \psi_j)_{j \geq 1}$ correspondingly for \mathbf{C}_Y .

Let $\mathbf{X}^{(p)} = \mathbf{X}\phi^{(p)}$ be the first p columns of \mathbf{X} . Our goal is to show that $\hat{\mathbf{X}}_A^{(p)}$ defined in (7) is close to $\mathbf{X}^{(p)}$. We do this by considering two intermediate approximations.

The first approximation is the truncated weighted spectral embedding of the empirical covariance of \mathbf{X} .

Write the data matrices \mathbf{X}, \mathbf{Y} in their singular value decompositions

$$\mathbf{X} = n^{1/2} \hat{\boldsymbol{\xi}} \hat{\Lambda}^{1/2} \hat{\boldsymbol{\phi}}^T, \quad \mathbf{Y} = n^{1/2} \hat{\boldsymbol{\zeta}} \hat{\Gamma}^{1/2} \hat{\boldsymbol{\psi}}^T,$$

where $\hat{\boldsymbol{\xi}}$ and $\hat{\boldsymbol{\zeta}}$ are $n \times n$ orthonormal matrices, $\hat{\Lambda} = \text{diag}(\hat{\lambda}_1, \dots, \hat{\lambda}_n)$ and $\hat{\Gamma} = \text{diag}(\hat{\gamma}_1, \dots, \hat{\gamma}_n)$ are $n \times n$ diagonal positive semidefinite, and $\hat{\boldsymbol{\phi}} = (\hat{\phi}_1, \dots, \hat{\phi}_n)$ and $\hat{\boldsymbol{\psi}} = (\hat{\psi}_1, \dots, \hat{\psi}_n)$ are $n \times \infty$ matrices with orthonormal columns.

Now we consider truncated singular value decomposition of \mathbf{X} :

$$\hat{\mathbf{X}}^{(p)} = n^{1/2} \hat{\boldsymbol{\xi}} \hat{\Lambda}_p^{1/2} = \mathbf{X} \hat{\boldsymbol{\phi}}^{(p)},$$

where $\hat{\Lambda}_p$ is the top $p \times p$ block of $\hat{\Lambda}$.

By correspondence between the sample covariance matrix and the gram matrix, we have eigen-decompositions for $\hat{\mathbf{C}}_X$ and $\hat{\mathbf{C}}_Y$:

$$\hat{\mathbf{C}}_X = \hat{\boldsymbol{\phi}} \hat{\Lambda} \hat{\boldsymbol{\phi}}^T, \quad \hat{\mathbf{C}}_Y = \hat{\boldsymbol{\psi}} \hat{\Gamma} \hat{\boldsymbol{\psi}}^T.$$

Let $\hat{\mathbf{C}}$ be the sample covariance with corresponding block matrix decomposition. Under assumption (A3) we have [according to 16, 19, for example]

$$\|\hat{\mathbf{C}} - \mathbf{C}\|_{\text{op}} \leq \|\hat{\mathbf{C}} - \mathbf{C}\|_{\text{HS}} = O_P(n^{1/2}), \quad (11)$$

where $\|\cdot\|_{\text{op}}$ denotes the operator norm and $\|\cdot\|_{\text{HS}}$ denotes the Hilbert-Schmidt norm.

The second intermediate approximation is the truncated weighted spectral embedding of the gram matrix.

Let $\mathbf{G} = \mathbf{X}\mathbf{X}^T - \mathbf{Y}\mathbf{Y}^T$. Let $(\hat{\lambda}_{j,G}, \hat{u}_j)_{j=1}^p$ be the top p eigenvalue-eigenvector pairs of \mathbf{G} , ranked in descending order.

Define

$$\hat{\mathbf{X}}_G^{(p)} = (\hat{\lambda}_{1,G}^{1/2} \hat{u}_1, \dots, \hat{\lambda}_{p,G}^{1/2} \hat{u}_p).$$

Our plan is to show that

$$n^{-1} \max \left\{ \|\mathbf{X}^{(p)} - \hat{\mathbf{X}}^{(p)}\|_F^2, \|\hat{\mathbf{X}}^{(p)} - \hat{\mathbf{X}}_G^{(p)}\|_F^2, \|\hat{\mathbf{X}}_G^{(p)} - \hat{\mathbf{X}}_A^{(p)}\|_F^2 \right\} = O_P(p^{-(\alpha-1)}).$$

These three parts are analyzed in Lemmas B.3 to B.5. ■

Our analysis uses spectral perturbation theory for linear operators in Hilbert spaces. Here we cite the version that is useful for our purpose.

Lemma B.1 (Spectral perturbation [7]). *Let C_1, C_2 be two symmetric Hilbert-Schmidt integral operators with spectral decompositions $C_i = \sum_j \lambda_{ij} u_{ij} \otimes u_{ij} - \gamma_{ij} v_{ij} \otimes v_{ij}$ for $i = 1, 2$, with $\lambda_{i1} \geq \lambda_{i2} \geq \dots \geq 0$ and $\gamma_{i1} \geq \gamma_{i2} \geq \dots > 0$. Then*

$$|\lambda_{1j} - \lambda_{2j}| \leq \|C_1 - C_2\|_{\text{op}}$$

and, for some constant c ,

$$\|u_{1j} - u_{2j}\| \leq c \delta_j^{-1} \|C_1 - C_2\|_{\text{op}},$$

where $\delta_j = \min(\lambda_{1j} - \lambda_{1,j+1}, \lambda_{1,j-1} - \lambda_{1j})$, provided that $\delta_j^{-1} \|C_1 - C_2\|_{\text{op}}$ is smaller than some constant.

A standard application of spectral perturbation theory ensures that, by combining Assumption (A2) and (11), uniformly over $j \leq p = o(n^{1/(2\beta)})$

$$\begin{aligned} \hat{\lambda}_j &= \lambda_j + O_P(n^{-1/2}) = (1 + o_P(1)) \lambda_j, \\ \hat{\lambda}_j - \hat{\lambda}_{j+1} &\geq c(1 + o_P(1)) j^{-\beta}, \\ \|\hat{\phi}_j - \phi_j\| &= j^\beta O_P(n^{-1/2}). \end{aligned} \tag{12}$$

We will use the following result repeatedly. The proof is elementary and omitted.

Lemma B.2. *If a_n is a positive sequence and b_n is a sequence such that $|b_n| = o(a_n)$, then*

$$(a_n + b_n)^{1/2} = a_n^{1/2} + o(|b_n| a_n^{-1/2}).$$

Lemma B.3. *Under assumptions (A1-A3), if $p = o(n^{1/(2\beta)})$, then*

$$n^{-1} \|\mathbf{X}^{(p)} - \hat{\mathbf{X}}^{(p)}\|_F^2 = O_P(p^{-(\alpha-1)}).$$

Proof of Lemma B.3. Applying spectral perturbation theory to \mathbf{C}_X and $\hat{\mathbf{C}}_X$ we know that (12) holds.

$$\begin{aligned} & n^{-1} \|\mathbf{X}^{(p)} - \hat{\mathbf{X}}^{(p)}\|_F^2 \\ &= n^{-1} \|\mathbf{X}(\phi^{(p)} - \hat{\phi}^{(p)})\|_F^2 \\ &= \text{tr} \left\{ (\phi^{(p)} - \hat{\phi}^{(p)})^T \hat{\mathbf{C}}_X (\phi^{(p)} - \hat{\phi}^{(p)}) \right\} \\ &= \text{tr} \left\{ (\phi^{(p)} - \hat{\phi}^{(p)})^T (\hat{\mathbf{C}}_X - \mathbf{C}_X) (\phi^{(p)} - \hat{\phi}^{(p)}) \right\} \\ &\quad + \text{tr} \left\{ (\phi^{(p)} - \hat{\phi}^{(p)})^T \mathbf{C}_X (\phi^{(p)} - \hat{\phi}^{(p)}) \right\} \end{aligned}$$

For the first term we have

$$\begin{aligned} & \left| \text{tr} \left\{ (\phi^{(p)} - \hat{\phi}^{(p)})^T (\hat{\mathbf{C}}_X - \mathbf{C}_X) (\phi^{(p)} - \hat{\phi}^{(p)}) \right\} \right| \\ & \leq \sum_{k=1}^p \left| (\phi_k - \hat{\phi}_k)^T (\hat{\mathbf{C}}_X - \mathbf{C}_X) (\phi_k - \hat{\phi}_k) \right| \\ & \leq \sum_{k=1}^p \|\hat{\mathbf{C}}_X - \mathbf{C}_X\|_{\text{op}} \|\phi_k - \hat{\phi}_k\|^2 \\ & \leq O_P(n^{-1/2}) \sum_{k=1}^p k^{2\beta} O_P(n^{-1}) \\ & = O_P(p^{1+2\beta} n^{-3/2}). \end{aligned}$$

For the second term,

$$\begin{aligned} & \text{tr} \left\{ (\phi^{(p)} - \hat{\phi}^{(p)})^T \mathbf{C}_X (\phi^{(p)} - \hat{\phi}^{(p)}) \right\} \\ &= \sum_{k=1}^p (\phi_k - \hat{\phi}_k)^T \left[\sum_{j=1}^{\infty} \lambda_j \phi_j \phi_j^T \right] (\phi_k - \hat{\phi}_k)^T \\ &= \sum_{j=1}^{\infty} \lambda_j \left\{ \sum_{k=1}^p [(\phi_k - \hat{\phi}_k)^T \phi_j]^2 \right\} \\ &\leq \sum_{j=1}^{\infty} \lambda_j \left\{ [(\phi_j - \hat{\phi}_j)^T \phi_j]^2 + \sum_{k \neq j} [(\phi_k - \hat{\phi}_k)^T \phi_j]^2 \right\} \end{aligned}$$

$$\begin{aligned}
&= \sum_{j=1}^{\infty} \lambda_j \left\{ \left[(\phi_j - \hat{\phi}_j)^T \phi_j \right]^2 + \sum_{k \neq j} \left[\hat{\phi}_k^T (\phi_j - \phi_j) \right]^2 \right\} \\
&\leq 2 \sum_{j=1}^{\infty} \lambda_j \|\phi_j - \hat{\phi}_j\|^2 \\
&= \sum_{j=1}^p j^{-\alpha} j^{2\beta} O_P(n^{-1}) + 4c \sum_{j=p+1}^{\infty} j^{-\alpha} \\
&= O_P(p^{2\beta-\alpha+1} n^{-1} + p^{-(\alpha-1)}) = O_P(p^{-(\alpha-1)}).
\end{aligned}$$

Combining the above two inequalities leads to the desired error bound. \blacksquare

Lemma B.4. *Under assumptions (A1-A3), if $p = o(n^{1(\alpha+2\beta)})$ and $\beta \geq 3\alpha/2$ then*

$$n^{-1} \|\hat{\mathbf{X}}^{(p)} - \hat{\mathbf{X}}_G^{(p)}\|_F^2 = O_P(p^{2\beta-\alpha+1} n^{-1} + p^{2\alpha+1} n^{-1}) = O_P(p^{2\beta-\alpha+1} n^{-1}).$$

Moreover, $n^{-1}(\hat{\lambda}_{j,G} - \hat{\lambda}_{j+1,G}) \geq c j^{-\beta} (1 + o_P(1))$ uniformly for $1 \leq j \leq p$ for some constant c .

Proof of Lemma B.4. Define

$$\hat{\mathbf{Y}} = \hat{\mathbf{X}}^{(p)} \left[(\hat{\mathbf{X}}^{(p)})^T (\hat{\mathbf{X}}^{(p)}) \right]^{-1} (\hat{\mathbf{X}}^{(p)})^T \mathbf{Y} = \hat{\boldsymbol{\xi}}^{(p)} (\hat{\boldsymbol{\xi}}^{(p)})^T \hat{\boldsymbol{\zeta}} \hat{\Lambda}_Y^{1/2} \hat{\boldsymbol{\psi}}^T.$$

Then, when $p = o(n^{1/(2\alpha)})$,

$$\begin{aligned}
\|\hat{\mathbf{Y}}\|_{\text{op}} &= n^{1/2} \|(\hat{\boldsymbol{\xi}}^{(p)})^T \hat{\boldsymbol{\zeta}} \hat{\Lambda}_Y^{1/2}\|_{\text{op}} = n^{1/2} \|\hat{\Lambda}_p^{-1/2} \hat{\Lambda}_p^{1/2} (\hat{\boldsymbol{\xi}}^{(p)})^T \hat{\boldsymbol{\zeta}} \hat{\Lambda}_Y^{1/2}\|_{\text{op}} \\
&\leq c(1 + o_P(1)) p^{\alpha/2} n^{1/2} \|\hat{\Lambda}_X^{1/2} \hat{\boldsymbol{\xi}}^T \hat{\boldsymbol{\zeta}} \hat{\Lambda}_Y^{1/2}\|_{\text{op}} \\
&= c(1 + o_P(1)) p^{\alpha/2} n^{1/2} \|n^{-1} (\hat{\mathbf{X}}^{(p)})^T \mathbf{Y}\|_{\text{op}} \\
&\leq c(1 + o_P(1)) p^{\alpha/2} n^{1/2} \|\hat{C} - C\|_{\text{HS}} \\
&\leq c(1 + o_P(1)) p^{\alpha/2}.
\end{aligned}$$

Let $\tilde{\mathbf{Y}} = \mathbf{Y} - \hat{\mathbf{Y}}$ we have,

$$\mathbf{X}\mathbf{X}^T - \mathbf{Y}\mathbf{Y}^T = \mathbf{X}\mathbf{X}^T - \tilde{\mathbf{Y}}\tilde{\mathbf{Y}}^T - \hat{\mathbf{Y}}\tilde{\mathbf{Y}}^T - \tilde{\mathbf{Y}}\hat{\mathbf{Y}}^T - \hat{\mathbf{Y}}\hat{\mathbf{Y}}^T.$$

By construction, the columns of $\tilde{\mathbf{Y}}$ are orthogonal to those of $\hat{\mathbf{X}}^{(p)}$, hence the p -dimensional principal subspace of $\mathbf{X}\mathbf{X}^T - \tilde{\mathbf{Y}}\tilde{\mathbf{Y}}^T$ is the same as that of $\mathbf{X}\mathbf{X}^T$, which corresponds to $\hat{\mathbf{X}}^{(p)}$. Moreover, the eigengap for the leading p eigenvectors of $\mathbf{X}\mathbf{X}^T - \tilde{\mathbf{Y}}\tilde{\mathbf{Y}}^T$ is no smaller than those of $\mathbf{X}\mathbf{X}^T$.

On the other hand, we have

$$\begin{aligned}\|\hat{\mathbf{Y}}\tilde{\mathbf{Y}}^T\|_{\text{op}} &= O_P(n^{1/2}p^{\alpha/2}), \\ \|\hat{\mathbf{Y}}\hat{\mathbf{Y}}^T\|_{\text{op}} &= O_P(p^\alpha).\end{aligned}$$

Therefore the total perturbation spectral norm added on $\mathbf{X}\mathbf{X}^T$ in \mathbf{G} is

$$O_P(p^\alpha + p^{\alpha/2}n^{1/2}) = O_P(n^{1/2}p^{\alpha/2})$$

Applying spectral perturbation of top p eigen-components by comparing $\mathbf{X}\mathbf{X}^T$ and $\mathbf{G} = \mathbf{X}\mathbf{X}^T - \tilde{\mathbf{Y}}\tilde{\mathbf{Y}}^T - \hat{\mathbf{Y}}\hat{\mathbf{Y}}^T - \tilde{\mathbf{Y}}\hat{\mathbf{Y}}^T - \hat{\mathbf{Y}}\tilde{\mathbf{Y}}^T - \tilde{\mathbf{Y}}\tilde{\mathbf{Y}}^T$, we have, uniformly over $j \leq p$,

$$n^{-1}\hat{\lambda}_{j,G} = \hat{\lambda}_j + O_P(n^{-1/2}p^{\alpha/2}), \quad \|\hat{u}_j - \hat{\xi}_j\| = O_P(j^\beta p^{\alpha/2}n^{-1/2}).$$

The second claim now follows by that $n^{-1}\hat{\lambda}_{j,G} = \lambda_j + O_P(n^{-1/2}p^{\alpha/2})$.

For the first claim, we have

$$\begin{aligned}& \sum_{j=1}^p \|\hat{\lambda}_j^{1/2}\hat{\xi}_j - n^{-1/2}\hat{\lambda}_{j,G}^{1/2}\hat{u}_j\|^2 \\ & \leq \sum_{j=1}^p 2\|\hat{\lambda}_j^{1/2}(\hat{\xi}_j - \hat{u}_j)\|^2 + 2\|(\hat{\lambda}_j^{1/2} - n^{-1/2}\hat{\lambda}_{j,G}^{1/2})\hat{u}_j\|^2 \\ & \leq \sum_{j=1}^p j^{-\alpha}j^{2\beta}O_P(p^\alpha n^{-1}) + O_P(n^{-1/2}p^{\alpha/2}j^{\alpha/2})^2 \\ & = O_P(p^{2\beta-\alpha+1}n^{-1} + p^{2\alpha+1}n^{-1}).\end{aligned}$$

■

Lemma B.5. *Under assumptions (A1-A3) and assume sparse Kreĭn sampling scheme (9), if $p = o[(n\rho_n)^{1/(2\beta)} \wedge (n\rho_n)^{1/\beta}(\log n)^{-1/(2\beta)}]$, then*

$$n^{-1}\|\hat{\mathbf{X}}_A^{(p)} - \rho_n^{1/2}\hat{\mathbf{X}}_G^{(p)}\|_F^2 = O_P\left(p^{2\beta-\alpha+1}n^{-1}\left(1 + \frac{\log n}{n\rho_n}\right)\right).$$

Proof. By the spectral perturbation result of random binary matrices [30, 6, 27], we have, for all $\rho_n > 0$

$$\|\mathbf{A}_n - \rho_n\mathbf{G}\|_{\text{op}} = O_P\left(\sqrt{(n\rho_n) \vee \log n}\right).$$

According to the second part of Lemma B.4, the gaps between the first p eigenvalues of \mathbf{G} are lower bounded by

$$cn\rho_n j^{-\beta}(1 + o_P(1)).$$

Then under the assumption that $p = o[(n\rho_n)^{1/(2\beta)} \wedge (n\rho_n)^{1/\beta}(\log n)^{-1/(2\beta)}]$, spectral perturbation theory applied to $\rho_n \mathbf{G}$ and $\mathbf{A}_n - \rho_n \mathbf{G}$ implies that (remember that $\hat{\lambda}_{j,G} \approx n\hat{\lambda}_{j,X} \geq cnj^{-\alpha}$),

$$\begin{aligned}\hat{\lambda}_{j,A} &= \rho_n \hat{\lambda}_{j,G} + O_P(\sqrt{(n\rho_n) \vee \log n}) = n\rho_n \lambda_j(1 + o_P(1)), \\ \|\hat{a}_j - \hat{u}_j\| &= O_P\left(\frac{j^\beta \sqrt{(n\rho_n) \vee \log n}}{n\rho_n}\right),\end{aligned}$$

uniformly over $1 \leq j \leq p$. Then

$$\begin{aligned}& \|\hat{\mathbf{X}}_A^{(p)} - \rho_n^{1/2} \hat{\mathbf{X}}_G^{(p)}\|_F^2 \\&= \sum_{j=1}^p \|\hat{\lambda}_{j,A}^{1/2} \hat{a}_j - \rho_n^{1/2} \hat{\lambda}_{j,G}^{1/2} \hat{u}_j\|^2 \\&\leq \sum_{j=1}^p 2\|(\hat{\lambda}_{j,A}^{1/2} - \rho_n^{1/2} \hat{\lambda}_{j,G}) \hat{a}_j\|^2 + 2\|\rho_n^{1/2} \hat{\lambda}_{j,G}^{1/2} (\hat{a}_j - \hat{u}_j)\|^2 \\&\leq \sum_{j=1}^p O_P\left(\frac{\sqrt{(n\rho_n) \vee \log n}}{\sqrt{n\rho_n} j^{-\alpha}}\right)^2 + O_P\left(\rho_n \hat{\lambda}_{j,G} \frac{j^{2\beta} [(n\rho_n) \vee \log n]}{(n\rho_n)^2}\right) \\&= \sum_{j=1}^p O_P\left(j^\alpha \left(1 + \frac{\log n}{n\rho_n}\right)\right) + O_P\left(j^{2\beta-\alpha} \left(1 + \frac{\log n}{n\rho_n}\right)\right) \\&\leq O_P\left(p^{1+2\beta-\alpha} \left(1 + \frac{\log n}{n\rho_n}\right)\right).\end{aligned}$$

So

$$n^{-1} \|\hat{\mathbf{X}}_A^{(p)} - \rho_n^{1/2} \hat{\mathbf{X}}_G^{(p)}\|_F^2 = O_P\left(p^{2\beta-\alpha+1} n^{-1} \left(1 + \frac{\log n}{n\rho_n}\right)\right). \quad \blacksquare$$

C Proof of additional auxiliary results

Proof of Corollary 6.1. When the second (or third) condition holds, the proof follows from that of Theorem 3.4. When the first condition holds, we need to prove the claim without moment conditions. For $j = 1, 2$, let $X_j : [0, 1] \mapsto \mathcal{X}$ be such that $X_j(s) \sim F_j$ if $s \sim \text{Unif}(0, 1)$.

First we assume that F_1, F_2 have bounded supports. In this case, boundedness and finite dimensionality of \mathcal{X} ensure that the integral operator $\langle X_j(s), X_j(s') \rangle$ admits strong spectral decomposition for $j = 1, 2$. Let $(s_i : i \geq 1)$ be a sequence of independent $\text{Unif}(0, 1)$ random variables, then

$$(\langle X_1(s_i), X_1(s_j) \rangle, i, j \geq 1) \stackrel{d}{=} (\langle X_2(s_i), X_2(s_j) \rangle, i, j \geq 1).$$

Using the same argument as in the proof of Theorem 3.4 (using Theorem 4.1' of [21]), we know that $F_1 \stackrel{o.t.}{=} F_2$.

Now we drop the boundedness assumption. For each $j = 1, 2$ and $r = 1, 2, \dots$, define $\tilde{X}_{j,r} = X_j \mathbf{1}(\|X_j\| \leq r)$, and $\tilde{\mathbf{G}}_{j,r}$ be the truncated gram matrix generated by $\tilde{X}_{j,r}$. Then $\tilde{\mathbf{G}}_{j,r}$ is a deterministic function of \mathbf{G}_j for $j = 1, 2$. By assumption, $\tilde{\mathbf{G}}_{1,r} \stackrel{d}{=} \tilde{\mathbf{G}}_{2,r}$. So the previous proof shows that $\tilde{X}_{1,r}$ and $\tilde{X}_{2,r}$ have the same distribution up to an orthogonal transform: there exists an orthogonal matrix U_r such that $\tilde{X}_{1,r} \stackrel{d}{=} U_r \tilde{X}_{2,r}$.

By finite dimensionality and hence compactness of the set of orthogonal matrices, there exists a subsequence $r_n \uparrow \infty$ such that $U_{r_n} \rightarrow U$ for some orthogonal matrix U .

The proof is complete if we can show that for any r , $\tilde{X}_{1,r} \stackrel{d}{=} U \tilde{X}_{2,r}$. By construction, we have for any $r_n \geq r$, $\tilde{X}_{1,r} \stackrel{d}{=} U_{r_n} \tilde{X}_{2,r}$. However, the convergence of U_{r_n} and continuity of characteristic function implies that

$$U_{r_n} \tilde{X}_{2,r} \rightsquigarrow U \tilde{X}_{2,r},$$

where “ \rightsquigarrow ” denotes convergence in distribution. Since the sequence of distributions $U_{r_n} \tilde{X}_{2,r}$ (indexed by n) is a constant distribution (that of $\tilde{X}_{1,r}$), thus we must have

$$U_{r_n} \tilde{X}_{2,r} \stackrel{d}{=} U \tilde{X}_{2,r}, \quad \forall n \text{ such that } r_n \geq r. \quad \blacksquare$$

Lemma C.1. *If two graphons U and W are weakly isomorphic, then*

$$[U(s_i, s_j) : 1 \leq i \leq j < \infty] \stackrel{d}{=} [W(s_i, s_j) : 1 \leq i \leq j < \infty]$$

where $(s_i : i \geq 1)$ are iid uniform random variables on $[0, 1]$.

Proof. By weak isomorphism of graphons, there exist two measure preserving transforms h_1, h_2 such that

$$U(h_1(\cdot), h_1(\cdot)) \stackrel{a.s.}{=} W(h_2(\cdot), h_2(\cdot)).$$

For any n , by measure-preserving property, $h_i(s_1), \dots, h_i(s_n)$ are also independent $\text{Unif}(0, 1)$ random variables, for $i = 1, 2$. Then we have

$$[U(s_i, s_j) : 1 \leq i \leq j \leq n] \stackrel{d}{=} [U(h_1(s_i), h_1(s_j)) : 1 \leq i \leq j \leq n].$$

Thus we have

$$[U(s_i, s_j) : 1 \leq i \leq j \leq n] \stackrel{d}{=} [W(s_i, s_j) : 1 \leq i \leq j \leq n]$$

which implies the claimed result. \blacksquare

References

- [1] Lada A Adamic and Natalie Glance. The political blogosphere and the 2004 us election: divided they blog. In *Proceedings of the 3rd international workshop on Link discovery*, pages 36–43. ACM, 2005.
- [2] Edo M Airolidi, Thiago B Costa, and Stanley H Chan. Stochastic blockmodel approximation of a graphon: Theory and consistent estimation. In *Advances in Neural Information Processing Systems*, pages 692–700, 2013.
- [3] Edoardo M Airolidi, David M Blei, Stephen E Fienberg, and Eric P Xing. Mixed membership stochastic blockmodels. *The Journal of Machine Learning Research*, 9:1981–2014, 2008.
- [4] David J Aldous. Representations for partially exchangeable arrays of random variables. *Journal of Multivariate Analysis*, 11(4):581–598, 1981.
- [5] Avanti Athreya, Donniell E Fishkind, Keith Levin, Vince Lyzinski, Youngser Park, Yichen Qin, Daniel L Sussman, Minh Tang, Joshua T Vogelstein, and Carey E Priebe. Statistical inference on random dot product graphs: a survey. *arXiv preprint arXiv:1709.05454*, 2017.
- [6] Afonso S Bandeira and Ramon Van Handel. Sharp nonasymptotic bounds on the norm of random matrices with independent entries. *The Annals of Probability*, 44(4):2479–2506, 2016.
- [7] Rajendra Bhatia, Chandler Davis, and Alan McIntosh. Perturbation of spectral subspaces and solution of linear operator equations. *Linear Algebra and its Applications*, 52:45–67, 1983.
- [8] Peter J Bickel and Aiyu Chen. A nonparametric view of network models and newman–girvan and other modularities. *Proceedings of the National Academy of Sciences*, 106(50):21068–21073, 2009.
- [9] Peter J Bickel, Aiyu Chen, and Elizaveta Levina. The method of moments and degree distributions for network models. *The Annals of Statistics*, 39(5):2280–2301, 2011.
- [10] Béla Bollobás, Svante Janson, and Oliver Riordan. The phase transition in inhomogeneous random graphs. *Random Structures & Algorithms*, 31(1):3–122, 2007.
- [11] Sourav Chatterjee. Matrix estimation by universal singular value thresholding. *The Annals of Statistics*, 43(1):177–214, 2014.
- [12] Kehui Chen and Jing Lei. Network cross-validation for determining the number of communities in network data. *Journal of the American Statistical Association*, pages 1–11, 2017.

- [13] Nicolas Fournier and Arnaud Guillin. On the rate of convergence in wasserstein distance of the empirical measure. *Probability Theory and Related Fields*, 162(3-4):707–738, 2015.
- [14] Chao Gao, Yu Lu, and Harrison H Zhou. Rate-optimal graphon estimation. *The Annals of Statistics*, 43(6):2624–2652, 2015.
- [15] Anna Goldenberg, Alice X Zheng, Stephen E Fienberg, and Edoardo M Airoldi. A survey of statistical network models. *Foundations and Trends® in Machine Learning*, 2(2):129–233, 2010.
- [16] Peter Hall and Joel L Horowitz. Methodology and convergence rates for functional linear regression. *The Annals of Statistics*, 35(1):70–91, 2007.
- [17] Paul W Holland, Kathryn Blackmond Laskey, and Samuel Leinhardt. Stochastic blockmodels: First steps. *Social networks*, 5(2):109–137, 1983.
- [18] David N Hoover. Row-column exchangeability and a generalized model for probability. *Exchangeability in Probability and Statistics, North-Holland, Amsterdam*, pages 81–291, 1982.
- [19] Tailen Hsing and Randall Eubank. *Theoretical foundations of functional data analysis, with an introduction to linear operators*. John Wiley & Sons, 2015.
- [20] Jiashun Jin. Fast community detection by score. *The Annals of Statistics*, 43(1):57–89, 2015.
- [21] Olav Kallenberg. On the representation theorem for exchangeable arrays. *Journal of Multivariate Analysis*, 30(1):137–154, 1989.
- [22] Brian Karrer and Mark EJ Newman. Stochastic blockmodels and community structure in networks. *Physical Review E*, 83(1):016107, 2011.
- [23] Olga Klopp, Alexandre B Tsybakov, and Nicolas Verzelen. Oracle inequalities for network models and sparse graphon estimation. *The Annals of Statistics*, 45(1):316–354, 2017.
- [24] Eric D Kolaczyk. *Statistical analysis of network data*. Springer, 2009.
- [25] Valdis Krebs. Social network analysis software & services for organizations, communities, and their consultants. <http://www.orgnet.com/>, 2004.
- [26] Peter D Lax. *Functional analysis*. Wiley, 2002.
- [27] Can M Le, Elizaveta Levina, and Roman Vershynin. Concentration and regularization of random graphs. *Random Structures & Algorithms*, 51(3):538–561, 2017.

- [28] Jing Lei. Adaptive global testing for functional linear models. *Journal of the American Statistical Association*, 109(506):624–634, 2014.
- [29] Jing Lei. A goodness-of-fit test for stochastic block models. *The Annals of Statistics*, 44(1):401–424, 2016.
- [30] Jing Lei and Alessandro Rinaldo. Consistency of spectral clustering in stochastic block models. *The Annals of Statistics*, 43(1):215–237, 2015.
- [31] László Lovász. *Large networks and graph limits*, volume 60. American Mathematical Soc., 2012.
- [32] Alexander Meister. Asymptotic equivalence of functional linear regression and a white noise inverse problem. *The Annals of Statistics*, 39(3):1471–1495, 2011.
- [33] Mark Newman. *Networks: an introduction*. Oxford University Press, 2009.
- [34] Christine Leigh Myers Nickel. *Random dot product graphs a model for social networks*. PhD thesis, 2008.
- [35] Mathew Penrose. *Random geometric graphs*. Oxford university press, 2003.
- [36] Patrick Rubin-Delanchy, Carey E Priebe, and Minh Tang. The generalised random dot product graph. *arXiv preprint arXiv:1709.05506*, 2017.
- [37] Daniel K Sewell and Yuguo Chen. Latent space models for dynamic networks. *Journal of the American Statistical Association*, 110(512):1646–1657, 2015.
- [38] Minh Tang, Avanti Athreya, Daniel L Sussman, Vince Lyzinski, and Carey E Priebe. A nonparametric two-sample hypothesis testing problem for random graphs. *Bernoulli*, 23(3):1599–1630, 2017.
- [39] Patrick J Wolfe and Sofia C Olhede. Nonparametric graphon estimation. *arXiv preprint arXiv:1309.5936*, 2013.
- [40] Jiaming Xu, Laurent Massoulié, and Marc Lelarge. Edge label inference in generalized stochastic block models: from spectral theory to impossibility results. In *Conference on Learning Theory*, pages 903–920, 2014.
- [41] Yunpeng Zhao, Elizaveta Levina, and Ji Zhu. Consistency of community detection in networks under degree-corrected stochastic block models. *The Annals of Statistics*, 40(4):2266–2292, 2012.