

Multiscale Planar Graph Generation

Varsha Chauhan¹, Alexander Gutfraind², and Ilya Safro¹

¹*School of Computing, Clemson University, Clemson SC, USA,
{varshac, isafro}@clemson.edu*

²*Loyola University Medical Center, Maywood IL, USA,
agutfraind.research@gmail.com*

June 11, 2022

Abstract

The study of network representations of physical, biological, and social phenomena can help us better understand the structural and functional dynamics of their networks and formulate predictive models of these phenomena. However, due to the scarcity of real-world network data owing to factors such as cost and effort required in collection of network data and the sensitivity of this data towards theft and misuse, engineers and researchers often rely on synthetic data for simulations, hypothesis testing, decision making, and algorithm engineering. An important characteristic of infrastructure networks such as roads, water distribution and other utility systems is that they can be embedded in a plane, therefore to simulate these system we need realistic networks which are also planar. While the currently-available synthetic network generators can model networks that exhibit realism, they do not guarantee or achieve planarity. Therefore, in this paper we present a flexible algorithm that can synthesize realistic networks that are planar. The method follows a multi-scale randomized editing approach generating a hierarchy of coarsened networks of a given planar graph and introducing edits at various levels in the hierarchy. The method preserves the structural properties with minimal bias including the planarity of the network, while introducing realistic variability at multiple scales.

1 Introduction

A network is a representation of a set of entities and the relationships between them. The network paradigm is often used to represent physical, biological, engineered and social systems [20]. Networks can help us better understand the structural and functional dynamics of these systems and formulate predictive models. However, collecting real-world network

data often requires time and can be expensive. Also, for many applications, the sensitivity of real-world data towards theft and misuse further adds to the cost of protection and security of the data, which sharply limits its availability.

The problem of data scarcity can be tackled by using synthetic data which can mimic both the properties and diversity of real world networks. Such synthetic data can be used for simulations, analysis, and performance/quality verification of algorithms - a crucial task in algorithm engineering . Synthetic network generation is one of the most important tasks in network science from both theoretical and practical perspectives. We refer the reader for an in-depth discussion to recent reviews in [12, 33].

1.1 Planar Graph Generation

Planar graphs are the class of graphs that can be embedded in a two-dimensional plane without edge crossing. Designing efficient algorithms for planar graphs represent an important subfield in the area of algorithm development and optimization [18]. Planarity is also an important characteristic of physical networks such as road networks, utilities, water distribution systems, and some circuit designs. Many of these networks are, in fact, almost planar, that is, one can remove typically small fraction of edges to make them exactly planar.

The wide range of real-world applications of planar networked systems has created a demand for planar graph generators. Although the planar graphs share the property that they can be embedded in a plane, a planar graph generator should also be able to replicate other properties exhibited in a real-world networks. However, the currently available synthetic network generators can either generate networks that exhibit realism with no planarity guarantees, or give planar networks with otherwise random structure that lack the structural characteristics of real-world networks. Also, most of the existing research in general purpose network generation covers models related to scale-free networks, heavy-tailed degree distributions, and relatively high clustering coefficient that are not typical to real-world (almost) planar networks.

1.2 Our Contribution

In this paper, we present a flexible algorithm that can synthesize realistic planar replicas of a known planar graph. The method follows the multi-scale editing approach [12] in which a given planar graph is deconstructed into a hierarchy of coarsened graphs, and which are then perturbed by edits at various levels in the hierarchy. The method preserves the structural properties including the planarity with controllable bias, while introducing realistic variability at multiple scales of coarseness. Because the method belongs to the family of multiscale editing approaches, it generates planar graphs that attempt to replicate properties of the original graph at all levels of its coarse-grained resolutions.

2 Network Generation Algorithms

The field of network science and, in particular, network synthesis is vast and cannot be comprehensively reviewed here. Hence, we focus on several particularly illuminating approaches for modeling realistic networks that presumably may be applied as or changed to the first step in realistic planar graph generator. These approaches fall into two categories, namely, generative models and editing models.

2.1 Generative models

Generative models typically construct a network starting with an empty or small seed network and then iteratively add network elements (such as nodes and edges) to match some properties of a network that has to be replicated. These algorithms attempt to preserve the real network properties over the evolution and growth of the synthetic network. Important examples of generative models are the following.

ERGM Exponential Random Graph Models (ERGM) [14] are a class of statistical models, earlier called p-star models, that are popular in the study of large-scale social networks. To build a network, the ERGM first estimates certain parameters by fitting an observed social network and then constructs new networks by sampling from the estimated distribution. For example, the Bernoulli and Erdős-Rényi ERGM models which generate homogeneous networks, the parameter space is based on common probabilities for each added connection whereas the Chung-Lu ERGM model [1] for large random graph with given degree distribution, uses two parameters, α which is logarithmic of number of nodes of degree 1 and β which is log-log rate of decrease of the number of nodes with a given degree and is given by $|\{v | \deg(v) = x\}| = y = \frac{e^\alpha}{x^\beta}$. The model can generate large graphs which depict some of the behaviors of massive realistic graphs and also predict the size and number of large components in the graph from the given values of α and β . ERGM models are successful in generating social networks and exhibit realistic degree distributions and small world structures, but do not give any planarity guarantees, and normally violate planarity. While potentially, this model could serve as the first step in planar network generation (the planarity could be one of the properties or it can be applied with subsequent planarization of synthesized network), we emphasize that it is extremely slow and cannot be applied even on medium size networks, so we cannot experiment with it and compare to our generator.

BTER Block Two-Level Erdős-Rényi model (BTER) [29] is based on the idea that a network contains communities that are Erdős-Rényi graphs in which each pair of vertices is independently connected with probability p . BTER graphs contain dense Erdős-Rényi communities that are found in real-world networks. The algorithm is two-phased. In the first phase a collection of blocks or Erdős-Rényi communities with specified degree distribution is created. Then the blocks are made interconnected and excess degree nodes are removed based on Chung-Lu (CL) model [2] such that each subnetwork is well modeled by CL, i.e., every edge in the subgraph has a probability of occurrence p . BTER has been shown to model realis-

tically a variety of network properties, but as with ERGM, it gives no guarantees of planarity.

RMAT and Stochastic Kronecker Graphs The Recursive Matrix graph generator introduced by Chakrabarti et al. [6] and its extensions AutoMAT-fast [6] can generate large-scale complex realistic networks. The generator is based on a recursive algorithm that operates on the adjacency matrix of the graph by dividing it into four equal-sized partitions and distributing edges to each partition based on fitting a set of parameters.

The Stochastic Kronecker Graphs (SKG) [17] extends the methods of RMAT. Similarly to RMAT it is a recursive model, which starts with a small initiator matrix and recursively produces large graphs by applying Kronecker products. SKG can be interpreted as network which is a hierarchy of communities which grow recursively to create copies of themselves and every node has unique set of attributes values. The model can generate graphs with static patterns such as degree distribution as well as temporal patterns such as diameter over time. As before, planarity is not guaranteed.

Multifractal Network Generator In 2010, Palla, Lovász and Vicsek [21] introduced the multifractal network generator which can generate realistic networks with specified statistical features. The method starts with defining a generative measure on a single fractal or unit square and calculating link probability. The network is then scaled to the infinite limit by recursively dividing the fractal into a number of rectangles and introducing connections between them based on the link probability. Although this method was able to generate small scale realistic graphs the recursive method was slow for large complex networks. It is unknown if the the output networks can be constructed to have planar or quasi-planar structure, but the random nature of the construction suggests that planarity would be uncommon even in small graphs. However, the backbone networks generated by this model could be planar and thus possibly relevant to our work. Unfortunately, these networks are also very far from being similar to infrastructures which makes the comparison impossible.

2.2 Editing models

The editing models approach starts with a given (real or empirical) network and controllably introduces random changes to its elements (such as nodes and edges) until the network becomes sufficiently different from the original network. These changes are designed to introduce variability while preserving key structural properties during the random editing. Such methods are a promising direction for a relatively more realistic modeling of networks, and that includes properties such as planarity or near-planarity.

Edge-swapping The edge-swapping method is perhaps the first important algorithm in the class of editing models, and it is based on the insight that the degree distribution of a graph is preserved under a chain of edge-swapping operations. Such a chain of edge swaps can even asymptotically achieve important mixing properties giving high variability. Despite these successes, edge-swapping operations can be very disruptive to planarity and other global properties of the graph, and there are no good post-selection methods for achieving planarity.

Multiscale Network Generation In [12], several of us proposed a strategy termed MUSKETEER (Multiscale Entropic Network Generator) for realistic graph generation. The main idea was based on the observation that the properties of real networks that should be preserved during generation are not only those measured at the finest resolution but also those that can be measured at the coarse resolutions. Multiscale generation leverages coarsening schemes used in highly-accurate multiscale solvers for combinatorial optimization such as linear arrangement, compression and partitioning [13, 22, 25, 26, 28]. In such coarsening schemes, nodes in a network are assigned into aggregates (or communities) which are themselves parts of larger aggregates and so on in a hierarchical manner. The algorithm was successful in generating a number of replicas for several real-world original networks, but did not guarantee planarity. This paper continues this line of research and offers an implementation of the multiscale strategy that actually produces planar networks.

ReCoN Staudt et al. [33] later used principles similar to those of multiscale method and developed a fast network generator that could generate large scale replicas of real complex network that are structurally similar to original network. Instead of leveraging multiscale coarsening schemes, ReCoN generated synthetic networks by randomizing the edges between communities which were detected by the community detection methods while keeping the same degrees of nodes. ReCoN is built on top of the LFR generator implemented in [32].

2.3 Planar Network Generators

Planar networks with underlying graphs have attracted a lot of attention since a landmark paper by Tutte [34]. Most of the research was dedicated on the study of structural properties (including their generation) of random planar graphs or uniform random planar graphs such as triangulations, and meshes. However, the currently available planar graph generators usually generate uniform random graphs by interpolation of planar subgraphs or generate planar subgraphs of a non-planar graph. Unfortunately, they are very far from being practically important for such tasks as generating graphs underlying infrastructure networks since they fail to present most other properties that are viewed as significant in this area, such as the degree distribution, the community structure and others. Some important available planar graph generators are discussed below.

Plantri and Fullgen software. Plantri [4] can generate triangulations, quadrangulations, and convex polytopes using recursive algorithm which is efficient and fast. Fullgen [3] generates fullereness which are planar cubic graphs with 5 or 6 faces. The important characteristic of this software is that it generates only one graph as output from a family of isomorphic graphs saving the space needed to store them. The software also offers the user the option to restrict adjacent pentagons using an input parameter.

Markov Chain Planar Graph Generator. This algorithm was proposed by Denise et al. [11] and is based on Markov Chain that generates planar subgraphs from a non-planar

graph. The algorithm defines a Markov Chain on the state space of all subgraphs of the original graph and transitions as follows. If an edge exists in space, it is deleted. If it is not present it is added in case it maintains planarity otherwise it is discarded. The method can successfully generate a planar subgraph in polynomial time.

Delaunay Triangulation and refinement method. This method has been used widely used by researchers to generate mesh networks. In [30] Shewchuk, presented an implementation of 2-Dimensional constraint Delaunay triangulation and Ruppert’s [24] Delaunay refinement algorithm for mesh generation.

2.4 Domain Specific Planar Network Generation

Important applications of planar networks are infrastructure networks such as road networks, water distribution systems and power grids. There is a shortage of data for these networks owing to various reasons such as time and cost involved for collecting the data. Also the available data cannot be published due to confidentiality issues. As a result, the study of these networks and their simulation is highly dependent on the creation of high-fidelity synthetic data.

In [9], Cura et al. proposed a unified framework called StreetGen that works on real Geographic Information System (GIS) data and modeling hypothesis which automatized street reconstruction and generated a street network model which was coherent to real-world street model. StreetGen required parameters for specific street objects and needed specialization for different objects.

In order to generate a simulation data for grid networks, Wang et al. [35] proposed an algorithm that generates random but realistic topology grid networks that could be used as test grids. The generator used probability distribution for defining for number of nodal locations, then the parameters for distance was used to generate simple topology which was connected.

There is a similar shortage for data on water distribution systems (WDS) and the researchers typically need to rely on synthetic data to run simulation, test hypothesis and decision-making. The earlier methods for synthetic network generation involved manually creating realistic networks based on real data. Sitzenfrie [31] developed a software package DynaVIBe-Web that automated the generation of synthetic WDS networks. The generator used street networks, GIS data and real data from more than one network. Murano et al. [19] developed an interactive application WaterNetGen as an extension to well-known WDS optimization tool EPANET [23], which could generate network topologies, which is based on user-defined parameters and constraints.

Though, the above network generators produce realistic networks but they are specialized to specific domain and do not follow a generic approach to planar network generation. To our knowledge no work exists on cross-domain graph generators that generate realistic planar graphs.

3 Notation

Through out the paper, we will use the notation $G = (V, E)$ for a graph, where V is a set of n nodes, and E is a set of m edges. We consider simple, undirected graphs, where ij is an edge from a node i to node j and the weight of ij is denoted as $w(ij)$ and node volume (total weight of aggregated nodes) is denoted by $v(i)$. The subscript (such as G_i) used with a variable denotes the number of level in multiscale hierarchy the variable is defined at. We denote an edited network in the hierarchy at level i using superscript and subscript (such as G_i^d).

4 Multiscale Planar Graph Generation

Multiscale network generation (MNG) introduced in [12] is an editing model that generates realistic networks. The proposed multiscale planar graph generator follows the main ideas of MNG and makes them applicable on planar graphs. For the completeness of the paper we also overview basic components of the original method. MNG follows a multilevel coarsening/uncoarsening scheme shown in Figure 1. We start with an input graph G and generate a hierarchy of next coarser graphs. The number of coarsened levels depends on the structure and size of G . If it is too small or too dense at some level then the hierarchy construction is terminated (i.e., the coarsest level is reached). The definition of coarsened level is generic and based on the weighted aggregation method [25] and not dependent on the aggregates found in the network such as real communities. In order to generate a synthetic graph we introduce a series of local randomizations on coarse levels which can be specified by user input. These randomizations are carried forward to the next finer level in the hierarchy. In Algorithm 1 we describe the sequence of steps in generating planar graph. We will now discuss each phase and notation in detail and our approach to generate planar graphs using multiscale method.

Algorithm 1 Multiscale Planar Network Generator MPNG(G_i)

- 1: **if** G_i is not small or dense or perturbations are required for G_i at level i by user **then**
 - 2: $G_{i+1} \leftarrow$ create aggregated network from G_i (see Alg. 2)
 - 3: $G_{i+1}^g \leftarrow$ MPNG(G_{i+1})
 - 4: $G_i^d \leftarrow$ interpolateUneditedAggregates from G_{i+1}^g
 - 5: $G_i^d \leftarrow$ interpolateEditedAggregates(G_{i+1}^g)
 - 6: **end if**
 - 7: $Q_i \leftarrow$ measure properties of G_i
 - 8: $Q_i^g \leftarrow$ editing G_i^d preserving Q_i
 - 9: **Return** G_i^g
-

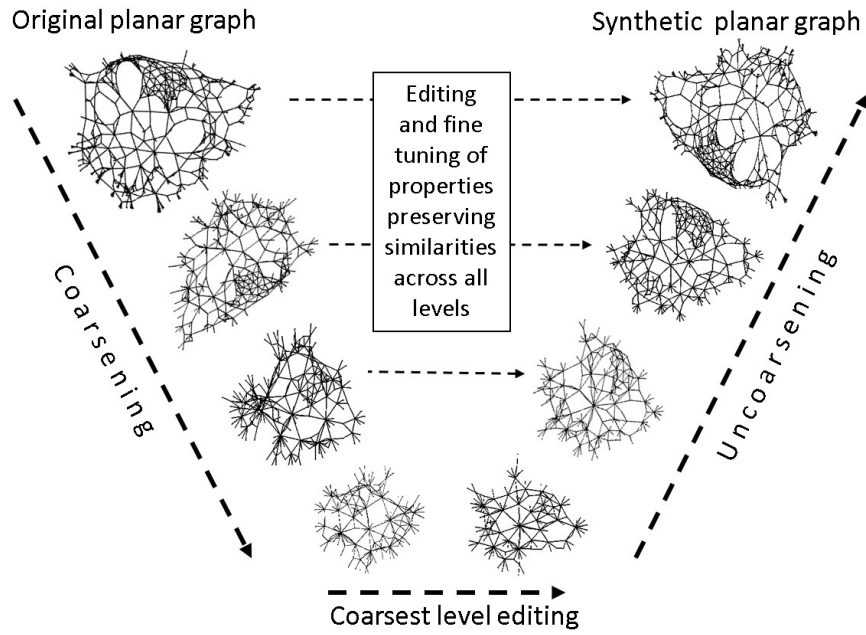


Figure 1: The V-model for multiscale planar network generation. The original input planar network is coarsened to generate a hierarchy of coarse networks, the process is then reversed generating fine-level networks. The number of level (here 5) depends on the size of input network or the user input.

4.1 Coarsening

Since the input graph is planar, the coarsened graphs are also planar, so we follow the same coarsening scheme as that in the original MNG. Algorithm 2 describes the steps involved for generating coarse level graph G_{i+1} from G_i . We start with finding set of seeds C and its

Algorithm 2 Coarsening(G_i)

- 1: **if** G_i is not the coarsest graph **then**
 - 2: Find set of seeds (C) for coarse network G_{i+1}
 - 3: Find fine-level nodes that belong to each aggregate
 - 4: Calculate weight of edges connecting aggregates and weights of coarse nodes
 - 5: Return G_{i+1}
 - 6: **end if**
-

complement fine-level nodes F which is based on two rules, first, nodes with high volume and connectivity (i.e., major aggregates) are more likely to be included in C and the nodes in F should be “strongly” coupled to enough neighbors in C . To generate coarse level G_{i+1} we begin with $C = \emptyset$ and $F = V_i$ where V_i is set of nodes in fine level G_i . Next, we iteratively transfer nodes from F to C , such that currently visited node $i \in F$ is added to C if it is not well connected to those already chosen to C .

The final phase of coarsening is computing the connection strength between the coarse nodes, here we define the algebraic multigrid interpolation matrix P of size $|V| \times |C|$ (for details see [25]) in which P_{ij} represents the likelihood of i to belong to the j^{th} aggregate. The Laplacian of the coarse graph G_i can be calculated by the so called Galerkin coarsening $G_{i+1} \leftarrow P^T G_i P$. The edge ij connecting two coarse nodes i and j , is assigned with the weight

$$\sum_{k \neq l} P_{ki} w(kl) P_{lj}$$

and the volume of the i^{th} coarse aggregate is $\sum_j v(j) P_{ji}$.

This recursive coarsening process is terminated when the number of coarsening levels defined by the user are reached or the network is too small or dense to define the next coarse representation of the network.

4.2 Uncoarsening

Once the coarsest level is reached, we start the uncoarsening. During this process, at each level $i+1$ we choose nodes and edges to be edited (randomized while keeping some properties preserved), to generate edited network G_{i+1}^g at level $i+1$ and then project the newly created graph to generate the next finer level G_i^d .

The projection is done in two steps. First, we interpolate the unedited aggregates (nodes and edges) in **interpolateUneditedAggregates** (Step 3) from G_{i+1}^g to generate graph G_i^d . This process is simple reverse interpolation of aggregates based on aggregation data stored in

P during the coarsening phase, because the input network is planar this interpolation edges do not create crossing any crossing over edges. This helps in preserving structural properties of original input network, as after this step we have a subgraph G_i^d of original network coarsened at level $i + 1$. In the next step, we interpolate edited aggregates, by first interpolating nodes and then interpolating edges in function **interpolateEditedAggregates**. The pseudocode for the function is presented in Algorithm 3. This interpolation is likely to introduce crossing over edges, therefore, when we add an edge ij to G_i^d we check if the network is still planar if not, we discard the edge. If an edge is discarded, we perform several iterations and find an edge which is similar to the edge ij using properties stored in Q_i during coarsening 1 on the calculated during coarsening at level i . After the interpolation is complete and we

Algorithm 3 interpolateUneditedAggregates (G_i)

- 1: $G_i^d \leftarrow$ disaggregate nodes from G_{i+1}^g
 - 2: $G_i^d \leftarrow$ find trapped edges list G_{i+1}^g
 - 3: $G_i^d \leftarrow$ interpolateEditedAggregates(G_{i+1}^g)
 - 4: Return G_i^g
-

have a fine-level graph G_i^d , on which we introduce randomizations or editing (discussed below in detail) specified by the user at level i to generate a finer-level random planar network G_i^g . The topology of the final network depends on the level at which the changes are introduced and the number of edited network elements both of which are dependent on user input. At the coarsest level, every network element is an aggregate which interpolate of many network elements at fine level, a small change introduced at this level may generate high-entropy changes which are carried forward to the next fine level, whereas addition of an element at fine levels may introduce elements to the final synthetic network. In general, the changes introduced to deeper levels of aggregation, the more significant changes are introduced in the topology.

4.3 Editing

In the final phase we measure the properties, calculated using random walks at level i , thus preserving the local topological structure of the network and preventing addition of edges between nodes which were separated by long distance in original network at coarse level G_i and store in Q_i . We then use an editing process which introduces randomizations in the network to generate a synthetic network. This is a simple process of deleting and adding new edges both of which is dependent on user input i , however the network elements are carefully chosen based on the structure of unedited network at level i . When an edge is deleted we insert a new edge preserving the structural properties of the original network in the coarse level. If inserting the new edge makes the network non planar we discard it, find an alternate edge that preserves structural properties as well as planarity, this step is repeated until we an edge that can be added with preserving the planarity of the network and generating synthetic planar graph G_i^g

5 Computational Experiments

We evaluated the performance of our multiscale planar network generator by generating a large number of network replicas and comparing them to the original planar network for a variety of local and global structural properties. Our algorithm is implemented using Musketeer framework [12]. We tested our implementation on three sets of parameters, namely, “Musketeer Coarse” (only two coarsest levels 5% randomizations are allowed), “Musketeer Fine” (only two finest levels 5% randomizations are allowed), and “Musketeer All” (small 1% randomizations are allowed at all levels). Because randomizations and editing are introduced at all levels, even very little changes at the coarse levels will result in significant changes at the finest level in generated synthetic graph.

To test the variability of the generator we used real-world infrastructure networks such as water distribution system, power grid and road network that are either planar or have very few edge crossings that we removed. We also used a finite element large planar sub-graph of a finite-element graph from Boeing collection in [10]. In case of the power grid [16] which was not planar, we generated approximate maximal planar subgraph of the network using Open Graph Drawing Framework (OGDF) [8] to be used as an input to our algorithm.

We compared the replicas with the original network based on the following metrics: number of nodes and edges, number of components, clustering coefficient, average degree, total degree-degree assortativity, average harmonic distance, modularity, pagerank and average betweenness centrality. We also compared our results with the existing generative models implemented in [32], namely, ReCoN (see LFR in Figures), RMAT and BTER and stochastic Kronecker graphs (see Kronfit in Figures) by generating replicas of same input network. Since, these models do not necessarily generate planar network, we post-processed the generated networks to find the maximal planar subgraph of the replicas using OGDF library, and compared the generated planar graphs with the original network for the structural properties mentioned above. Clearly, one may argue that these generators were not developed to planar networks. We, however, note that these methods with planarization postprocessing were chosen because there is no another acceptable solution to generate more or less realistically looking planar network that is similar to the original.

The structural properties of the replicas were normalized such that 1 denotes the property of original network. The comparison is presented in Figures 3-5. We applied a data cleaning to remove values that were far from the original and could not be represented even close to the range 0–2. The corresponding exceptionally bad values are placed at 0 in all figures. Our results indicate that multiscale planar graph generator can generate replicas that preserve almost all the properties of the original networks with relatively small deviation. However, we note that the distortion of properties on the replicas by other network generators may have been the result of the post-processing step (maximal planar sub-graph of the generated replica), which often created more than one connected components.

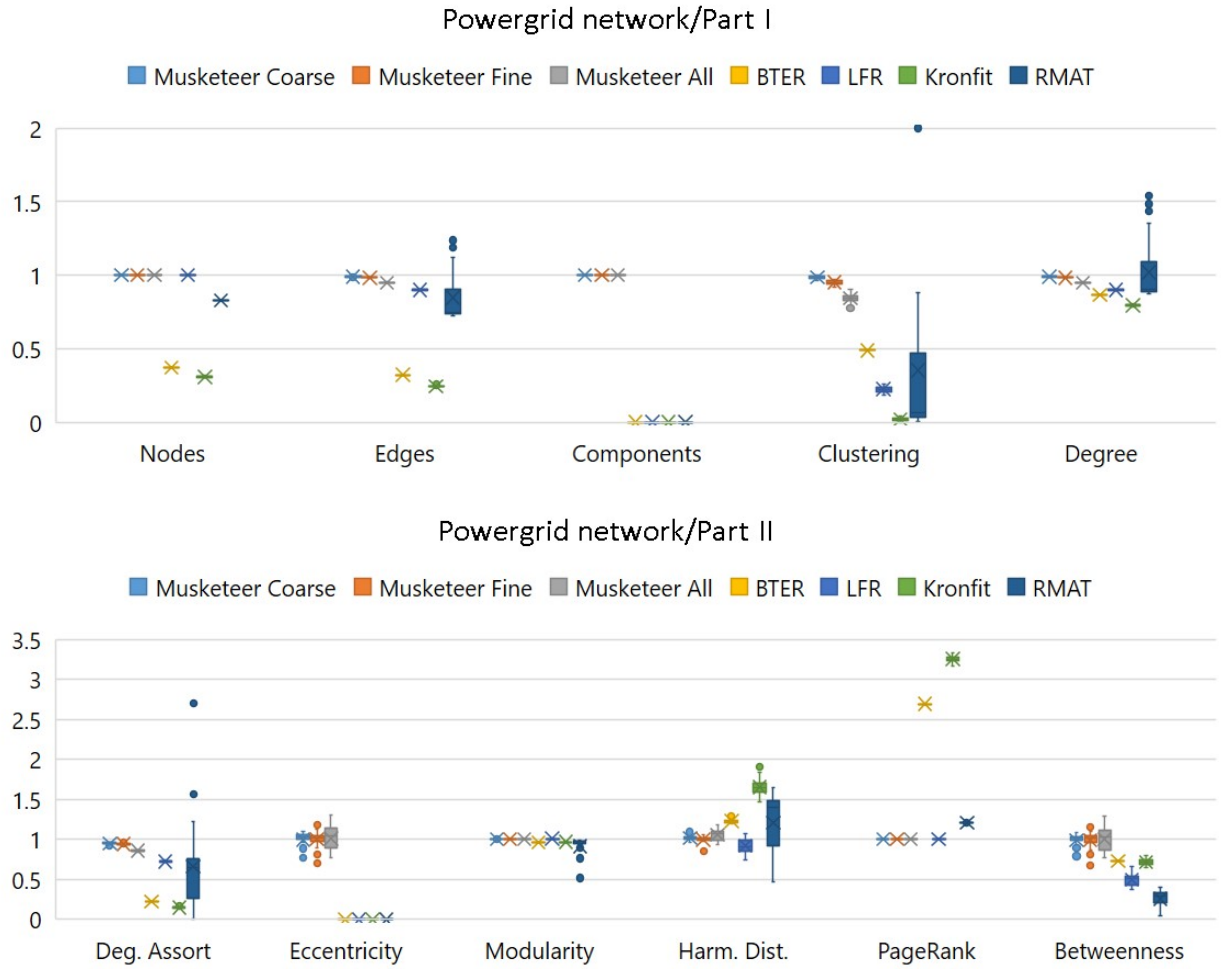


Figure 2: Computational results on performance of planar Musketeer on a sub-planar graph of opsahl-powergrid with 4941 nodes and 6211 edges

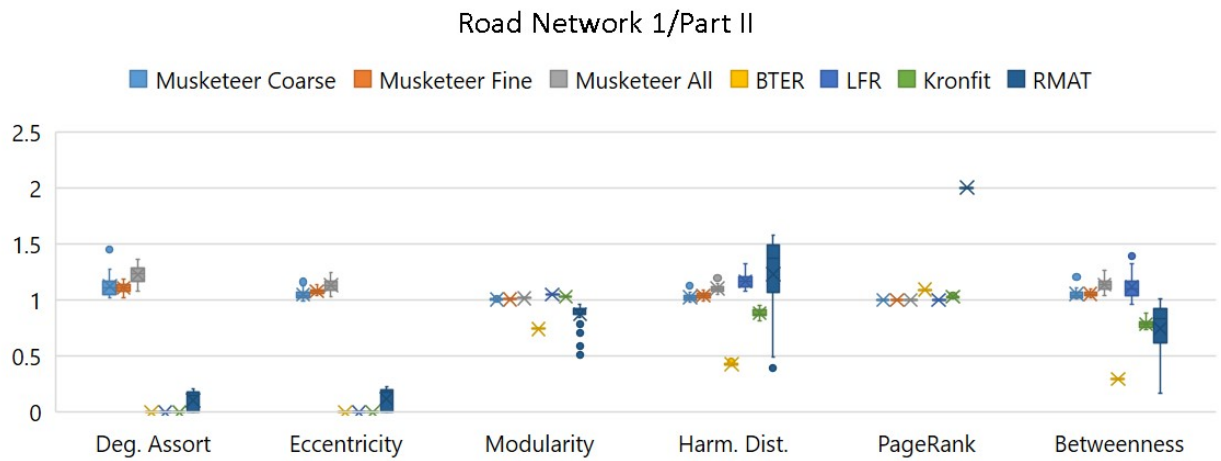
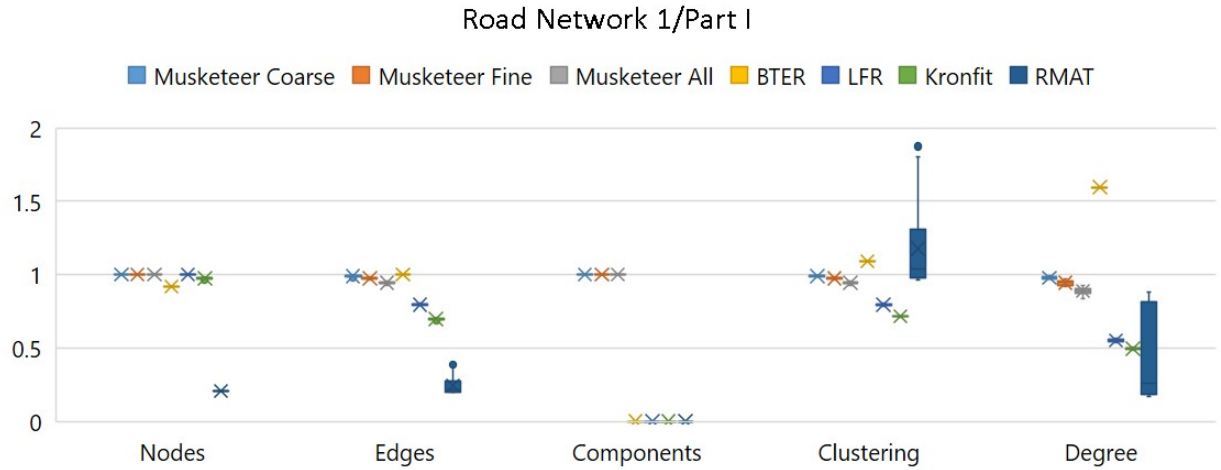
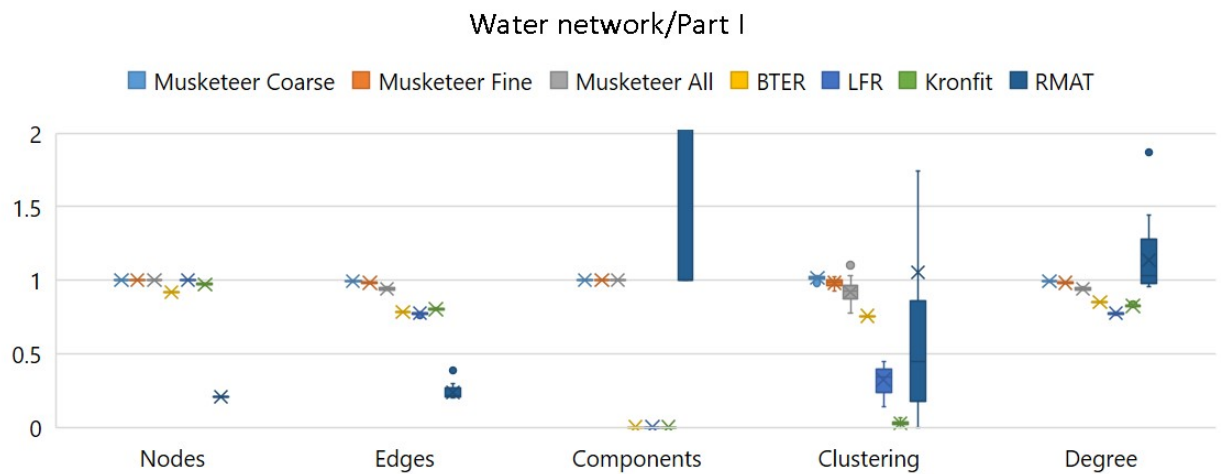


Figure 3: Computational results on performance of planar Musketeer on road network from roadNet-TX with 2001 nodes and 2957 edges



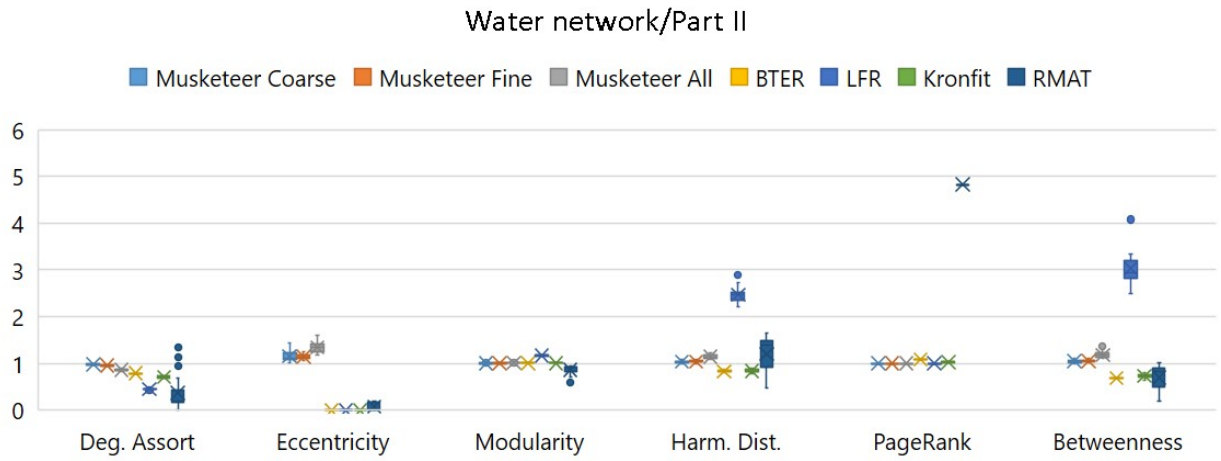


Figure 4: Computational results on performance of planar-Musketeer on Water Distribution Network with 407 nodes and 459 edges

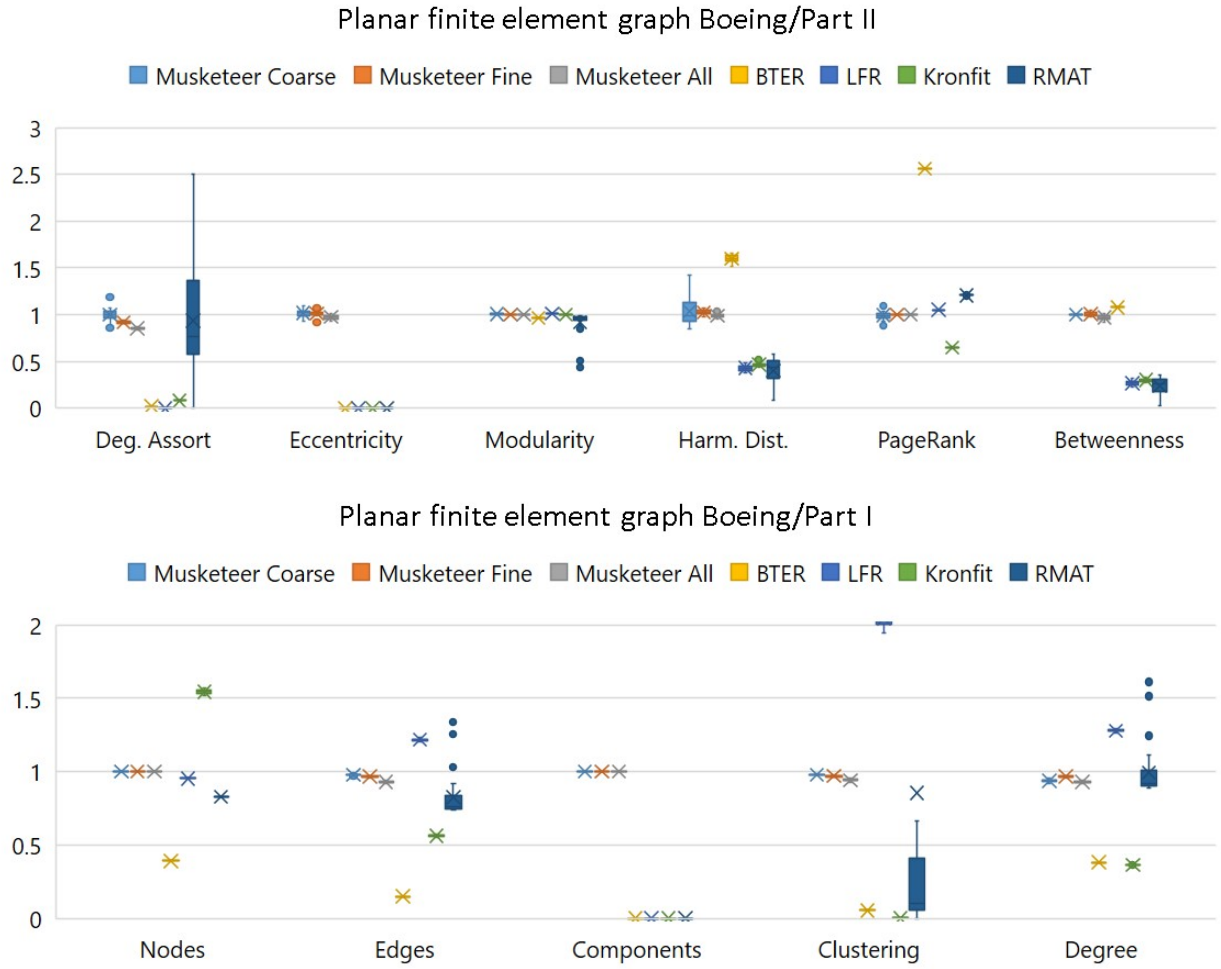


Figure 5: Computational results on performance of planar Musketeer on a finite-element graph with 4704 nodes and 13427 edges.

6 Conclusions

In this paper we introduced a mutiscale planar graph generation framework and its implementation using Musketeer framework [12]. Our evaluation suggest that multiscale planar graph generation method can generate realistic replicas of planar networks across domains with small loss of similarity. While there are clearly enough space for the improvement of this method, to the best of our knowledge, this is the first general purpose synthetic planar graph generation method that is able to produce realistic instances.

Several future research directions can be explored. First, we would like to introduce the algebraic distance edge weighting scheme [7] in order to more accurately preserve the distances during the uncoarsening. We have successfully used this improvement for network sparsification [15] and several combinatorial optimization solvers [22, 27]. Second, it would be interesting to investigate whether one should control the size of aggregates to preserve uniform coarsening, a multilevel technique that is well known in graph partitioning [5, 27]. The role of uniform coarsening is not well understood in multiscale graph generation.

References

- [1] William Aiello, Fan Chung, and Linyuan Lu. A random graph model for massive graphs. In *Proceedings of the thirty-second annual ACM symposium on Theory of computing*, pages 171–180. Acm, 2000.
- [2] William Aiello, Fan Chung, and Linyuan Lu. A random graph model for power law graphs. *Experimental Mathematics*, 10(1):53–66, 2001.
- [3] G Brinkmann. Program fullgen-a program for generating nonisomorphic fullerenes. *see <http://cs.anu.edu.au/bdm/plantri>*, 2011.
- [4] Gunnar Brinkmann, Brendan D McKay, et al. Fast generation of planar graphs. *MATCH Commun. Math. Comput. Chem*, 58(2):323–357, 2007.
- [5] Aydin Buluc, Henning Meyerhenke, Ilya Safro, Peter Sanders, and Christian Schulz. Recent advances in graph partitioning. In *Algorithm Engineering: Selected Results and Surveys*, volume 9220, pages 117–158. Springer, 2016.
- [6] Deepayan Chakrabarti, Yiping Zhan, and Christos Faloutsos. R-mat: A recursive model for graph mining. In *Proceedings of the 2004 SIAM International Conference on Data Mining*, pages 442–446. SIAM, 2004.
- [7] Jie Chen and Ilya Safro. Algebraic distance on graphs. *SIAM J. Scientific Computing*, 33(6):3468–3490, 2011.
- [8] Markus Chimani, Carsten Gutwenger, Michael Jünger, Gunnar W Klau, Karsten Klein, and Petra Mutzel. The open graph drawing framework (ogdf). *Handbook of Graph Drawing and Visualization*, 2011:543–569, 2013.

- [9] Rémi Cura, Julien Perret, and Nicolas Paparoditis. Streetgen: In-base procedural-based road generation. *ISPRS Annals of the Photogrammetry, Remote Sensing and Spatial Information Sciences*, 2:409, 2015.
- [10] T. Davis. University of Florida Sparse Matrix Collection. *NA Digest*, 97(23), 1997.
- [11] Alain Denise, Marcio Vasconcellos, and Dominic JA Welsh. The random planar graph. *Congressus numerantium*, pages 61–80, 1996.
- [12] Alexander Gutfraind, Ilya Safro, and Lauren Ancel Meyers. Multiscale network generation. In *18th IEEE International Conference on Information Fusion (Fusion)*, pages 158–165. IEEE, 2015.
- [13] William W Hager, James T Hungerford, and Ilya Safro. A multilevel bilinear programming algorithm for the vertex separator problem. *Computational Optimization and Applications*, 69(1):189–223, 2018.
- [14] David R Hunter, Mark S Handcock, Carter T Butts, Steven M Goodreau, and Martina Morris. ergm: A package to fit, simulate and diagnose exponential-family models for networks. *Journal of statistical software*, 24(3):nihpa54860, 2008.
- [15] Emmanuel John and Ilya Safro. Single-and multi-level network sparsification by algebraic distance. *Journal of Complex Networks*, 5(3):352–388, 2016.
- [16] Jure Leskovec and Andrej Krevl. SNAP Datasets: Stanford large network dataset collection. <http://snap.stanford.edu/data>, June 2014.
- [17] Mohammad Mahdian and Ying Xu. Stochastic kronecker graphs. In *International Workshop on Algorithms and Models for the Web-Graph*, pages 179–186. Springer, 2007.
- [18] Sascha Meinert and Dorothea Wagner. An experimental study on generating planar graphs. In *Frontiers in Algorithmics and Algorithmic Aspects in Information and Management*, pages 375–387. Springer, 2011.
- [19] João Muranho, Ana Ferreira, Joaquim Sousa, Abel Gomes, and Alfeu Sá Marques. Waternetgen: an epanet extension for automatic water distribution network models generation and pipe sizing. *Water science and technology: water supply*, 12(1):117–123, 2012.
- [20] Mark Newman. *Networks: an introduction*. Oxford university press, 2010.
- [21] Gergely Palla, László Lovász, and Tamás Vicsek. Multifractal network generator. *Proceedings of the National Academy of Sciences*, 107(17):7640–7645, 2010.
- [22] Dorit Ron, Ilya Safro, and Achi Brandt. Relaxation-based coarsening and multiscale graph organization. *Multiscale Modeling & Simulation*, 9(1):407–423, 2011.

- [23] Lewis A Rossman et al. Epanet 2: users manual. 2000.
- [24] Jim Ruppert. A delaunay refinement algorithm for quality 2-dimensional mesh generation. *Journal of algorithms*, 18(3):548–585, 1995.
- [25] Ilya Safro, Dorit Ron, and Achi Brandt. Graph minimum linear arrangement by multi-level weighted edge contractions. *Journal of Algorithms*, 60(1):24–41, 2006.
- [26] Ilya Safro, Dorit Ron, and Achi Brandt. Multilevel algorithms for linear ordering problems. *ACM Journal of Experimental Algorithmics*, 13, 2008.
- [27] Ilya Safro, Peter Sanders, and Christian Schulz. Advanced coarsening schemes for graph partitioning. *ACM Journal of Experimental Algorithmics (JEA)*, 19:2–2, 2015.
- [28] Ilya Safro and Boris Temkin. Multiscale approach for the network compression-friendly ordering. *J. Discrete Algorithms*, 9(2):190–202, 2011.
- [29] Comandur Seshadhri, Tamara G Kolda, and Ali Pinar. Community structure and scale-free collections of erdős-rényi graphs. *Physical Review E*, 85(5):056109, 2012.
- [30] Jonathan Richard Shewchuk. Triangle: Engineering a 2d quality mesh generator and delaunay triangulator. In *Applied computational geometry towards geometric engineering*, pages 203–222. Springer, 1996.
- [31] Robert Sitzenfrei, Michael Möderl, and Wolfgang Rauch. Automatic generation of water distribution systems based on gis data. *Environmental modelling & software*, 47:138–147, 2013.
- [32] Christian Staudt, Aleksejs Sazonovs, and Henning Meyerhenke. Networkit: An interactive tool suite for high-performance network analysis. *CoRR*, abs/1403.3005, 2014.
- [33] Christian L. Staudt, Michael Hamann, Alexander Gutfraind, Ilya Safro, and Henning Meyerhenke. Generating realistic scaled complex networks. *Applied Network Science*, 2(1):36, Oct 2017.
- [34] William Thomas Tutte. A census of planar maps. *Canad. J. Math*, 15(2):249–271, 1963.
- [35] Zhifang Wang, Robert J Thomas, and Anna Scaglione. Generating random topology power grids. In *Hawaii International Conference on System Sciences, Proceedings of the 41st Annual*, pages 183–183. IEEE, 2008.