

Enhanced PeerHunter: Detecting Peer-to-peer Botnets through Network-Flow Level Community Behavior Analysis

Di Zhuang, *Student Member, IEEE*, and J. Morris Chang, *Senior Member, IEEE*

Abstract—Peer-to-peer (P2P) botnets have become one of the major threats in network security for serving as the fundamental infrastructure that responsible for various cyber-crimes. More challenges are involved in the problem of detecting P2P botnets, despite a few existing works claimed to detect traditional botnets effectively. In this paper, we present Enhanced PeerHunter, a network-flow level botnet community behavior analysis based method, which is capable of detecting botnets that communicate via P2P overlay networks. Our method starts from a P2P network flow detection component. Then, it uses the natural botnet behavior “mutual contacts” as the main feature to cluster bots into communities. Finally, it uses network-flow level botnet community behavior analysis to detect potential botnet communities and further identify bot candidates. In the experimental evaluation, we propose two evasion attacks, in which we assume the adversaries (e.g., the botmasters) know our techniques in advance, and they might attempt to evade our system via making the P2P bots mimic the behavior of legitimate P2P applications. The extensive experiments’ results show that Enhanced PeerHunter can achieve high detection rate with few false positives, and high robustness against the proposed mimicking legitimate P2P application attacks.

Index Terms—Botnet, P2P, intrusion detection, network security, community detection.

I. INTRODUCTION

A Botnet is a set of compromised machines controlled by botmaster through a command and control (C&C) channel. Botnets may have different communication architectures. Classical botnets were known to use a centralized architecture, which suffers the single point of failure. Peer-to-peer (P2P) network happens to be modeled as a distributed architecture, where even though a certain number of peers fail to function properly, the whole network is not compromised. In this case, most of the recent botnets (e.g., Storm, Waledac, ZeroAccess, Salty and Kelihos) attempt to build on P2P network, and P2P botnets have proven to be highly resilient even after a certain number of bots being identified or taken down [1]. P2P botnets provide a fundamental infrastructure for various cyber-crimes [2], such as distributed denial-of-service (DDoS) [3], email spam [4], click fraud [5], etc. For instance, recent botnet attacks including those carried out by WhiskeyAlfa (responsible for Sony Pictures Entertainment attack) and WannaCry (responsible for ransoming healthcare facilities in Europe) show the scale and scope of damage

this type of attack can cause. As such, detecting P2P botnets effectively is rather important for securing cyberspace.

However, due to P2P botnet’s characteristics, designing an effective P2P botnets detection systems is very challenging. First, botnets tend to act stealthily [6] and spend most of their time in the waiting stage before performing any malicious activities [7], [8]. As such, approaches that try to detect malicious activities would have very small windows of opportunities to detect them. Second, botnets tend to encrypt the C&C channels, rendering deep-packet-inspection (DPI) based methods ineffective. Third, botnets can randomize their communication patterns dynamically without jeopardizing any primary functions [9]–[11], making statistical traffic signatures based methods ineffective. Fourth, the dynamic behaviors or roles of single bots can change depending on the current structure of a bot networks [12] (e.g., a bot in a P2P network may shift its functionality to become a botmaster in the case that the prior botmaster was taken down), as such, it can be difficult to characterize a botnet by only looking at each individual bot that comprises the network.

In this work, we present Enhanced PeerHunter, an extension to our previous work PeerHunter [13], aiming to use the network-flow level distinguishable community behaviors to detect waiting stage P2P botnet under challenges above, even though in the scenario that the P2P bots and legitimate P2P applications are ruining on the same compromised host at the same time. We consider a botnet community as a group of compromised machines that communicate with each other or connect to the same set of botmasters through the same C&C channel, are controlled by the same attacker, and aim to perform similar malicious activities. The “waiting stage” means there is no malicious activities could be observed. As discussed in [12], the dynamic change of communication behaviors of P2P botnets makes it extremely hard to identify a single bot. Nonetheless, bots belong to the same P2P botnet always operate together as a community, thus, have distinguishable community behaviors. Our system starts from a P2P management network flow detection component, and builds a network-flow level mutual contacts graph (MCG) depending on the mutual contacts characteristic [14] between each pair of the detected P2P management network flow. Afterwards, we employ a community detection method aiming to cluster the same type of bots into the same community, and separate bots and legitimate applications or different types of bots into different communities. Finally, we use the *destination diversity* (the “P2P behavior”) and the

The authors are with the Department of Electrical Engineering, University of South Florida, Tampa, FL 33620 USA (e-mail: dizhuang@mail.usf.edu; chang5@usf.edu).

mutual contacts (the “botnet behavior”) as the natural behaviors of P2P botnet to detect P2P botnet communities, and further identify all the P2P bot candidates.

To summarize, Enhanced PeerHunter is capable of detecting P2P bots with the following challenges and assumptions: (a) botnets are in their waiting stage, which means there is no clear malicious activity can be observed [7]; (b) the C&C channel has been encrypted, so that no deep-packet-inspection (DPI) can be deployed; (c) the network traffic coming from legitimate P2P applications are running/overlapping on the same host as the P2P bots at the same time; (d) no bot-blacklist or “seeds” information [14] are available; (e) none statistical traffic patterns [12] are known in advance; and (f) could be deployed at network boundary (e.g., gateway), thus, do not require to monitor each individual host.

In the experiments, we combined 5 P2P botnet datasets (13 Storm, 3 Waledac, 5 Sality, 16 Kelihos and 16 ZeroAccess), 4 legitimate P2P network datasets [15] (16 eMule, 16 FrostWire, 14 uTorrent and 14 Vuze), and a background network traffic dataset [16]. To make our experimental evaluation as unbiased and challenging as possible, we propose a network traces sampling and mixing method to generate synthetic experimental data. To be specific, we evaluated our system with 24 synthetic experimental datasets that each contains 10,000 internal hosts. We implemented our P2P network flow detection component using a Map-Reduce framework, which could dramatically reduce the number of hosts subject to analysis by 99.03% and retained all the P2P hosts. Also, the Map-Reduce design and implementation of our system could be deployed on popular cloud-computing platforms (e.g., Amazon EC2), which ensures the scalability of our system (i.e., processing an average of 91 million network flow in about 20 minutes). We experimented our system with a wide range of parameter settings. With the best parameter settings, our system achieved 100% detection rate with none false positives. We also proposed two evasion attacks (i.e., passive and active mimicking legitimate P2P application attacks), in which we assume the adversaries (e.g., botmasters) know our techniques in advance, and they attempt to evade our system via instructing P2P bots to mimic the behavior of legitimate P2P applications. For instance, in the passive attack, the adversary instructs the bots to passively generate network traffic only if some legitimate P2P applications are running on the same machine at the same time. In the active attack, the adversary instructs the bots to actively generate network traffic that mimic the “low mutual contacts rate” behavior of legitimate P2P applications. The experiment results show that Enhanced PeerHunter will not be affected by the passive attack, and will make it very hard and expensive for the adversaries to conduct the active attack, which indicates the high robustness of our system against both mimicking legitimate P2P application attacks.

The rest of paper is organized as follows: Section II presents the related works. Section III explains the motivation and details of the features applied in our system. Section IV describes the system design and implementation details about Enhanced PeerHunter. Section V presents the experimental evaluation of Enhanced PeerHunter. Section VI makes the conclusion.

II. RELATED WORK

To date, a few methods attempt to detect P2P botnets have been proposed [6], [8], [10]–[15], [17]–[24]. Works focusing on the host-level botnet detection have been proposed, such as traffic analysis based method [23] and game theory based method [25]. However, in host-level approaches, all the hosts are required to be monitored individually, which is impractical in real network environments.

Recent methods of P2P botnets detection on the network-level can be roughly divided into (a) communication graph structure based methods, (b) traffic signature based methods, and (c) group or community behavior based methods. Botgrep [18] is a communication graph structure based botnet detection method, which can detect P2P botnets through localizing structured communication graphs. However, this method can only identify structured communication subgraphs, rather than ensure those subgraphs contain P2P botnets.

Traffic signature based methods [6], [8], [10], [11], [15], [19]–[22] rely on a variety of statistical traffic signatures. For instance, Entelecheia [8] uses traffic signatures (e.g., volume per hour, duration per flow) as the features to identify a group of P2P bots in a super-flow graph. PeerShark [19] propose a conversation-based botnet detection approach, and conduct traffic analysis on each conversation. PeerRush [15] is a signature based P2P traffic categorization system, which can distinguish traffic from different P2P applications, including P2P botnet. However, these methods solely rely on traffic signatures, which suffer from the botnets that have dynamic statistical traffic patterns. For instance, traffic size statistical features can be randomized or modified, since they are only based on the communication protocol design of a botnet. Traffic temporal statistical features can also act dynamically without jeopardizing any primary functions of a botnet.

Group or community behavior based methods [12]–[14] consider the behavior patterns of a group of bots within the same P2P botnet community. For instance, Coskun et al. [14] developed a P2P botnets detection approach that start from building a mutual contacts graph of the whole network, then attempt to use “seeds” (known bots) to identify the rest of bots within the same botnet. However, it is impractical to have a “seed” in advance. Yan et al. [12] proposed a group-level behavior analysis based P2P botnets detection method, where they start from clustering P2P hosts into groups, and then use supervised machine learning methods (e.g., SVM) to identify bots through a set of group-level behavior features. However, they only considered to use statistical traffic features to cluster P2P hosts, which is subject to P2P botnets that have dynamic or randomized traffic patterns. Besides, because of relying on supervised classification methods (e.g., SVM), their method cannot cope with detecting unknown P2P botnets, which is the common case in botnet detection [2]. PeerHunter [13], our previous work, propose to use the host level community behavior analysis to detect P2P botnets, which does not consider the scenario that the P2P bots and legitimate P2P applications are running on the same compromised host at the same time. As such, this previous work does not very robust to the mimicking legitimate P2P application attacks.

III. BACKGROUND AND MOTIVATION

A P2P botnet relies on its P2P structured network to establish its C&C channel and communicate with botmasters. As such, in this section, we investigate P2P network characteristics that help us to detect P2P network traffic. Afterwards, we introduce the concept of “mutual contacts”, which motivates us to formulate the P2P botnet detection problem as a network community detection problem. Finally, we explore the P2P botnet community behaviors being used in this work to identify botnets communities.

To demonstrate the features discussed in this section, we conducted some preliminary experiments using dataset shown in Table III and Table IV (24 hours network traces of 4 legitimate P2P applications and 5 P2P botnets, and each host runs single type of legitimate P2P application or P2P botnet). Table I shows the notations and descriptions, and Table II shows the measurements of features.

TABLE I: Notations and Descriptions

Notations	Descriptions
MNF	the management network flow
AVGDD	the average # of distinct /16 MNF dstIP prefixes
AVGDDR	the average destination diversity ratio
AVGMC	the average # of mutual contacts between a pair of hosts
AVGMCR	the average mutual contacts ratio

TABLE II: Measurements of Features

Trace	AVGDD	AVGDDR	AVGMC	AVGMCR
eMule	8,349	17.6%	3,380	3.7%
FrostWire	11,420	15.2%	7,134	4.5%
uTorrent	17,160	8.7%	13,888	3.5%
Vuze	12,983	10.1%	18,850	7.9%
Storm	7,760	25.1%	14,684	30.2%
Waledac	6,038	46.0%	7,099	37.0%
Salinity	9,803	9.5%	72,495	53.2%
Kelihos	305	97.4%	310	98.2%
ZeroAccess	246	96.9%	254	100.0%

A. P2P Network Characteristics

Due to the nature of P2P networks, P2P hosts usually communicate with their peers through IP addresses directly, without any queries from DNS services [26], namely, non-DNS connections (NoDNS). Also, peer churn is another typical behavior among P2P networks [27], which results in a significant number of failed connections in P2P network flow. Furthermore, due to the decentralized nature of P2P network, a P2P host usually communicates with peers that distributed in a large range of distinct physical networks, which results in the destination diversity (DD) characteristic [15] of P2P management network flow (MNF). To be clearer, a P2P host generates two types of network flow: (1) management network flow, which is for maintaining the function and structure of the P2P network, and (2) other network flow, such as data-transfer flow, which does not necessarily have the characteristics of P2P networks. The P2P network flow mentioned in this section and the rest all refers to P2P MNF, which shows the characteristics of P2P networks.

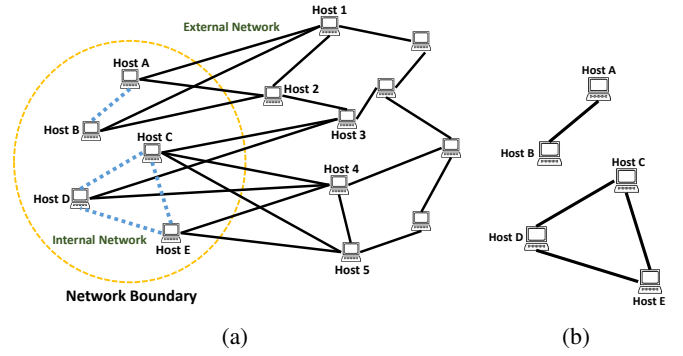


Fig. 1: Illustration of network (a) and its mutual contacts graph (b).

In [6], they start from using NoDNS to remove a decent number of non-P2P network flow, and then perform a fine-grained detection of P2P hosts using DD. Based on their experiment results, DD plays a much more important role in detecting P2P hosts than NoDNS. Therefore, in this work, we decide to only use DD to simplify and speed up the P2P network flow detection procedure. In addition, we use the number of distinct /16 IP prefixes of each host’s network flow, rather than BGP prefix used in [6] to approximate the DD characteristic of each P2P network flow, since /16 IP prefix is a good approximation of network boundaries. For instance, it is very likely that two IP addresses with different /16 IP prefixes belong to two distinct physical networks. This is also supported by Table II, which shows the network flow in a P2P network spreading across many distinct physical networks according to the number of /16 IP prefixes.

B. Mutual Contacts

The mutual contacts (MC) between a pair of hosts is a set of shared contacts between the corresponding pair of hosts [14]. Consider the network illustrated in Fig. 1a which contains an internal network (Host A, B, C, D and E) and an external network (Host 1, 2, 3, 4 and 5). A link between a pair of hosts means communication between them. In Fig. 1a, Host 1, 2 are the mutual contacts shared by Host A, B.

Mutual contacts are the natural characteristic of P2P botnet. Compared with legitimate hosts, a pair of bots within the same P2P botnet has a much higher probability to share a mutual contact [14]. Because bots within the same P2P botnet tend to receive and search for the same C&C messages from the same set of botmasters (peers) [28]. Moreover, in order to prevent peers from churning in a P2P botnet, the botmaster must check each bot periodically, which results in a convergence of contacts among peers within the same botnet [6]. However, since bots from different botnets are controlled by different botmasters, they won’t share many mutual contacts. Legitimate host pairs may have a small set of mutual contacts, since nearly all hosts communicate with some very popular servers, such as google.com, facebook.com [14]. Furthermore, the host pairs running the same P2P applications may also result in a decent ratio of mutual contacts, if they are accessing the same resource from the same set of peers by coincidence. However, in practice, legitimate P2P hosts

with different purposes will not search for the same set of peers. As such, we can use mutual contacts to cluster the bots within the same botnet, and distinguish between P2P botnets and legitimate P2P applications.

The basic idea of using mutual contacts is to build a mutual contacts graph (MCG) as shown in Fig. 1, a host level MCG, where Host A, B are linked together in Fig. 1b, since they have mutual contacts Host 1, 2 in Fig. 1a. Similarly, Host C, D, E are linked to each other in Fig. 1b, since every pair of them share at least one mutual contacts in Fig. 1a. More details about MCG is discussed in Section IV-B.

C. Community Behavior Analysis

Due to the dynamic changes of communication behaviors of a single bot [12], it would be extremely hard to identify a single bot. However, bots within the same P2P botnet always work together as a community, thus, have distinguishable community behaviors. We consider three types of community behaviors: (a) flow statistical feature, (b) numerical community feature and (c) structural community feature.

1) *Flow Statistical Feature*: Botnet detection methods using flow statistical features, have been widely discussed [10], [11], [19], [29], [30]. We use the statistical features of P2P MNF, which are usually generated through the same set of P2P protocols for a specific P2P application, and some of the statistical patterns of P2P MNF fully depend on protocols. However, the other network flow, such as data-transfer flow, are usually situation-dependent, which vary a lot even in the same P2P network. In this work, we use the ingoing and outgoing bytes-per-packets (BPP) of network flow in one P2P network as the community flow statistical feature.

2) *Numerical Community Feature*: We consider two types of features: average destination diversity ratio (AVGDDR) and average mutual contacts ratio (AVGMCR).

Average Destination Diversity Ratio: This captures the “P2P behavior” of P2P botnet communities. The destination diversity (DD) of a P2P host is the number of distinct /16 IP prefixes of its network flow. The destination diversity ratio (DDR) of each host is its DD divided by the total number of distinct destination IPs of its network flow.

Due to the decentralized nature of P2P networks, P2P network flow tend to have higher DDR than non-P2P network flow. Furthermore, network flow from P2P botnet communities usually have higher average DDR (AVGDDR) than network flow from legitimate network communities. Network flow from bots within the same botnet tend to have similar DDR, since those bots are usually controlled by machines, rather than humans. However, the destinations of legitimate P2P network flow are usually user-dependent, which result in their DDR varying greatly from user to user. Besides, our botnet community detection method aims to cluster bots within the same botnets together, rather than clustering the same legitimate P2P hosts together. Legitimate communities might contain both P2P hosts and non-P2P hosts, leading to lower AVGDDR than botnet communities.

Table II shows the number of distinct destination IP /16 prefixes in MNF of each type of P2P host, where both legitimate

hosts and bots spread across many distinct networks. However, most of the botnets communities have higher AVGDDR than legitimate communities, except Sality. We could combine the next feature to identify Sality.

Average Mutual Contacts Ratio: This captures the “botnet behavior” of P2P botnet communities. The mutual contacts ratio (MCR) between a pair of hosts is the number of mutual contacts between them, divided by the number of total distinct contacts of them. This idea is based on three observations: (a) P2P botnet communities are usually formed by at least two bots, otherwise they cannot act as a group, (b) the MCR of a pair of bots within the same botnet is much higher than the MCR of a pair of legitimate applications or a pair of bots from different botnets, and (c) each pair of bots within the same botnet has similar MCR. Thus, we consider the average MCR (AVGMCR) among all pairs of hosts within one network community as another numerical community feature.

Table II shows the average number of mutual contacts between a pair of hosts within the same community, where both botnets and certain legitimate network communities have a considerable number of mutual contacts. That is because those legitimate communities have much more contacts than botnets. However, botnets have much higher AVGMCR.

3) *Structural Community Feature*: This captures the structural characteristics of a botnet. The basic idea is that, every pair of bots within the same botnet tends to have a considerable number or ratio of mutual contacts. Therefore, if we consider each host as a vertex and link an edge between a pair of hosts if they have a certain amount or ratio of mutual contacts, the bots within the same botnet tend to form certain complete graphs (cliques). On the contrary, the contacts of different legitimate hosts usually tend to diverge into different physical networks. Thus, the probability that legitimate communities form certain cliques is relatively low. Then, we can consider P2P botnets detection as a clique detection problem, which detects cliques from a given network with certain requirements. However, since clique detection problem is NP-complete, we cannot just apply such method to detect botnets. Therefore, we use all three botnet community behaviors.

IV. SYSTEM DESIGN

Enhanced PeerHunter has three components, that work synergistically to (a) detect P2P network flow, (b) construct the network-flow level mutual contacts graph, and (c) detect P2P botnets. Fig. 2 illustrates the framework of Enhanced PeerHunter.

A. P2P Network Flow Detection

This component is responsible for detecting network flow that are engaging in P2P communications, through the P2P network characteristics described in Section III-A. The input is a set of 5-tuple network flow $[ip_{src}, ip_{dst}, proto, bpp_{out}, bpp_{in}]$, where ip_{src} is the source IP, ip_{dst} is the destination IP, $proto$ is either tcp or udp, and bpp_{out} and bpp_{in} are outgoing and ingoing bytes-per-packets (BPP) of the network flow. First, we cluster all network flow $F = \{f_1, f_2, \dots, f_k\}$ based on the 4-tuple $[ip_{src}, proto, bpp_{out}, bpp_{in}]$ into flow clusters $FC =$

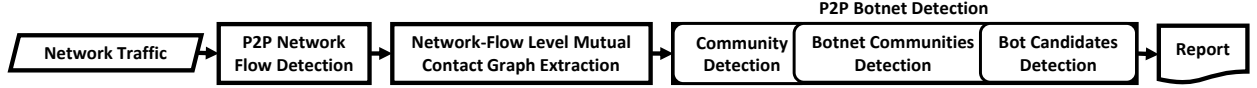


Fig. 2: System Overview

$\{FC_1, FC_2, \dots, FC_m\}$. Then, we calculate the number of distinct /16 prefixes of ip_{dst} (destination diversity) associated with each flow cluster, $dd_i = DD(FC_i)$. If dd_i is greater than a pre-defined threshold Θ_{dd} , we consider FC_i as a P2P MNF cluster, and the corresponding source hosts as P2P hosts. We retain all the network flow within the P2P MNF clusters for the next component, and eliminate all the other network flow.

Algorithm 1 P2P Network Flow Detection

```

1: function MAP( $[ip_{src}, ip_{dst}, proto, bpp_{out}, bpp_{in}]$ )
2:    $Key \leftarrow [ip_{src}, proto, bpp_{out}, bpp_{in}]$ 
3:    $Value \leftarrow ip_{dst}$ 
4:   output ( $Key, Value$ )
5: end function
6: function REDUCE( $Key, Value[ ]$ )
7:    $k \leftarrow Key$ 
8:    $dd_k = \emptyset$ 
9:   for  $v \in Value[ ]$  do
10:     $dd_k \leftarrow dd_k \cup \{v\}$ 
11:   end for
12:   if  $|dd_k| \geq \Theta_{dd}$  then
13:     for  $v \in Value[ ]$  do
14:       output ( $k, v$ )
15:     end for
16:   end if
17: end function

```

As shown in Algorithm 1, we design this component using a MapReduce framework [31]. For a mapper, the input is a set of 5-tuple network flow, and the output is a set of key-value pairs, where the key is the 4-tuple $[ip_{src}, proto, bpp_{out}, bpp_{in}]$, and the value is its corresponding ip_{dst} . For a reducer, the input is the set of key-values pairs that outputs by the mapper. Then, the reducer aggregates all values with the same key to calculate the DD of each flow cluster, and finally output the detected P2P MNF based on Θ_{dd} .

B. Network-Flow Level Mutual Contacts Graph Extraction

This component is responsible for extracting mutual contacts graph (MCG) through the network-flow level mutual contacts. We call a pair of P2P network flow clusters are the same type, if they have the same 3-tuple $[proto, bpp_{out}, bpp_{in}]$ information. As illustrated in Fig. 3, each host might contain one type or several different types of P2P network flow clusters generated by either P2P botnets or legitimate P2P applications running on it. If a pair of the same type of P2P network flow clusters generated by different hosts, have at least one (network-flow level) mutual contacts, we create a link between them in the corresponding network-flow level MCG.

To be specific, the input is a list of detected P2P network flow clusters $FC = \{FC_1, FC_2, \dots, FC_m\}$, and their corresponding P2P network flow, $F = \{f_1^1, f_2^1, \dots, f_{n_1}^1, f_1^2, f_2^2, \dots, f_{n_2}^2, \dots, f_1^{|FC|}, f_2^{|FC|}, \dots, f_{n_{|FC|}}^{|FC|}\}$, where f_i^j is flow i that belongs to FC_j . The output is a MCG, $G_{mc} = (V, E)$, where each vertex $v_i \in V$ represents a network flow cluster FC_i and contains a DDR score ddr_i of FC_i , and each edge $e_{ij} \in E$ represents the existence of mutual contacts between FC_i and FC_j and contains a nonnegative MCR weight mcr_{ij} between FC_i and FC_j . Algorithm 2 shows the main steps in this component.

First, for each P2P network flow cluster FC_i , we generate a contact set C_i , that contains all the destination IPs in its network flow. Each P2P network flow cluster FC_i also contains a flow statistical pattern set S_i , which contains all the 3-tuple $[proto, bpp_{out}, bpp_{in}]$ of its network flow. Let $DD(C_i)$ be the set of distinct /16 prefixes of all the IPs in C_i . Then, ddr_i and mcr_{ij} can be calculated as below.

$$ddr_i = \frac{\|DD(C_i)\|}{\|C_i\|} \quad mcr_{ij} = \frac{\|C_i \cap C_j\|}{\|C_i \cup C_j\|} \quad (1)$$

Furthermore, as discussed in Section III-C1, network flow from different hosts (or network flow clusters) within the same network communities (generated by the same type of P2P botnet or legitimate P2P application) should have similar statistical patterns. Thus, for each pair of input P2P network flow clusters, say FC_i and FC_j , we calculate the intersection between S_i and S_j . If $S_i \cap S_j = \emptyset$, then there should be no edge between FC_i and FC_j in MCG. Otherwise, they share at least one network flow statistical pattern, and we calculate mcr_{ij} as shown in equation (1). Let Θ_{mcr} be a pre-defined threshold. Then, if $mcr_{ij} > \Theta_{mcr}$, there is an edge between FC_i and FC_j , with weight mcr_{ij} . Otherwise, there is no edge between FC_i and FC_j (i.e., $mcr_{ij} = 0$). Θ_{mcr} is utilized to tune the size of MCG.

C. P2P Botnet Detection

This component is responsible for detecting P2P bots from given MCG. First, we cluster the bots and the other hosts into their own communities through a community detection method. Afterwards, we detect botnet communities using numerical community behavior analysis. Finally, we use structural community behavior analysis to further identify or verify each bot candidates. Algorithm 3 shows the main steps.

1) *Community Detection*: In a MCG $G_{mc} = (V, E)$, $\forall e_{ij} \in E$, we have $mcr_{ij} \in [0, 1]$, where $mcr_{ij} = 1$ means all contacts of FC_i and FC_j are mutual contacts and $mcr_{ij} = 0$ means there is no mutual contact between FC_i and FC_j . Furthermore, the same type of P2P network flow clusters that generated by different bots within the same botnet tend to

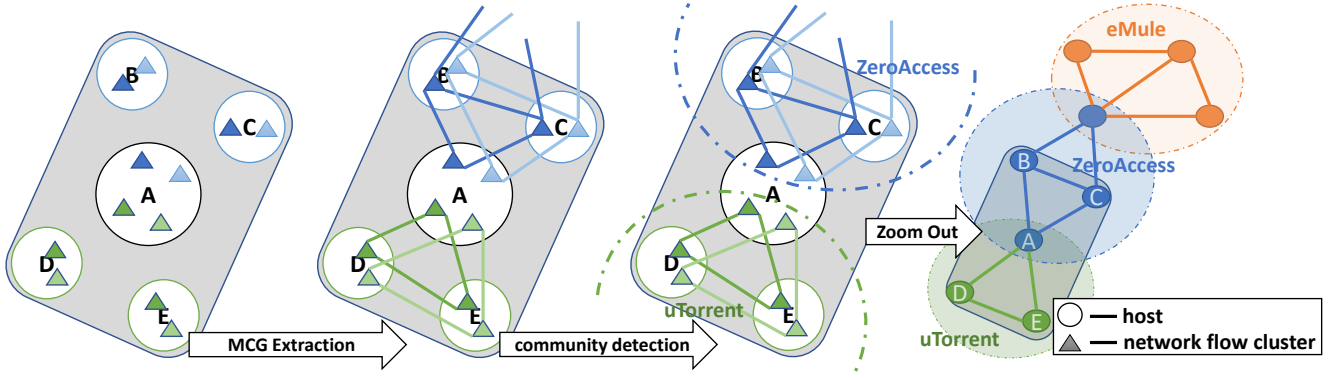


Fig. 3: An example of network-flow level mutual contacts graph extraction and community detection. Each triangle represents a network flow cluster, and the same color triangles represent the same type of network flow clusters. The areas divided by the dash-dot line with different color represents different communities.

Algorithm 2 Network-Flow Level MCG Extraction

input: FC, F, Θ_{mcr}

output: $G_{mc} = (V, E)$

```

1:  $E = \emptyset, V = \emptyset$ 
2: for  $FC_i \in FC$  do
3:    $C_i = \emptyset$ 
4:    $S_i = \emptyset$ 
5: end for
6: for  $f_i^j \in F$  do
7:    $C_j \leftarrow C_j \cup \{ip_{dst}\}$ 
8:    $S_j \leftarrow S_j \cup \{[proto, bpp_{out}, bpp_{in}]\}$ 
9: end for
10: for  $FC_i \in FC$  do
11:    $ddr_i \leftarrow \frac{\|DD(C_i)\|}{\|C_i\|}$ 
12:    $vertex\ v_i \leftarrow \langle ddr_i \rangle$ 
13:    $V \leftarrow V \cup \{v_i\}$ 
14: end for
15: for  $\forall FC_i, FC_j \in FC$  and  $i < j$  do
16:   if  $S_i \cap S_j \neq \emptyset$  then
17:      $mcr_{ij} \leftarrow \frac{\|C_i \cap C_j\|}{\|C_i \cup C_j\|}$ 
18:     if  $mcr_{ij} > \Theta_{mcr}$  then
19:        $edge\ e_{ij} \leftarrow \langle mcr_{ij} \rangle$ 
20:        $E \leftarrow E \cup \{e_{ij}\}$ 
21:     end if
22:   end if
23: end for
24: return  $G_{mc} = (V, E)$ 
  
```

have a higher ratio of mutual contacts. As such, the P2P bots clustering problem can be considered as a classical community detection problem. As shown in Fig. 3, each host might be running P2P bots or legitimate P2P applications or both, and each P2P bot or each legitimate P2P application generates different types of network flow clusters. The community detection procedure aims to cluster the same type of P2P network flow clusters generated by different bots into the same network flow cluster community. As such, each network flow cluster should only belong to a single network flow cluster community, but each host might belong to different

host communities. Also, each botnet might contain several different network flow cluster communities. Once one network flow cluster community has been detected as generated by botnet, we consider the corresponding hosts as bots.

Various community detection methods have been discussed in [32]. In this work, we use Louvain method, a modularity-based community detection algorithm [33], due to (a) its definition of a good community detection result (high density of weighted edges inside communities and low density of weighted edges between communities) is perfect-suited for our P2P botnet community detection problem; (b) it outperforms many other modularity methods in terms of computation time [33]; and (c) it can handle large network data sets (e.g., the analysis of a typical network of 2 million nodes only takes 2 minutes [33]).

Given $G_{mc} = (V, E)$ as input, Louvain method outputs a set of network flow cluster communities $Com = \{com_1, com_2, \dots, com_{|Com|}\}$, where $com_i = (V_{com_i}, E_{com_i})$. V_{com_i} is a set of network flow clusters in com_i . E_{com_i} is a set of edges, where $\forall e_{jk} \in E_{com_i}$, we have $e_{jk} \in E$ and $v_j, v_k \in V_{com_i}$.

2) *Botnet Communities Detection*: Given a set of communities Com , for each community $com_i \in Com$, we start from calculating $avgddr_i$ and $avgmcr_i$, as shown below.

$$avgddr_i = \frac{\sum_{v_j \in V_{com_i}} ddr_j}{\|V_{com_i}\|} \quad (2)$$

$$avgmcr_i = \frac{2 \times \sum_{\forall e_{jk} \in E_{com_i}} mcr_{jk}}{\|V_{com_i}\| \times (\|V_{com_i}\| - 1)} \quad (3)$$

We define two thresholds Θ_{avgddr} and Θ_{avgmcr} . Then, $\forall com_i \in Com$, if $avgddr_i \geq \Theta_{avgddr}$ and $avgmcr_i \geq \Theta_{avgmcr}$, we consider com_i as a botnet network flow cluster community.

3) *Bot Candidates Detection*: Recall from Section III-C3, the MCG of botnet communities usually have a structure of one or several cliques. Therefore, we use a maximum clique detection method *CliqueDetection* to verify each bot network flow cluster from botnet network flow cluster communities, and further identify bot candidates. Each time it tries to detect one or several maximum cliques on the given botnet (network

TABLE III: Traces of Legitimate P2P Networks (24 hrs)

Trace	# of hosts	# of flow	# of dstIP	Size
eMule	16	4,181,845	725,367	42.1G
FrostWire	16	4,479,969	922,000	11.9G
uTorrent	14	10,774,924	2,326,626	57.1G
Vuze	14	7,577,039	1,208,372	20.3G

flow cluster) communities. If the maximum clique (at least contains 3 vertices) has been found, we consider the network flow clusters in that clique as bot network flow cluster, and run the maximum clique detection algorithm on the remaining parts, until no more qualified maximum cliques to be found. Afterwards, we return the corresponding source hosts of the identified bot network flow clusters as the bot candidates.

Algorithm 3 P2P Botnet Detection

input: G_{mc} , Θ_{avgddr} , Θ_{avgmcr}

output: S_{bot}

```

1:  $S_{botFCCom} = \emptyset$ ,  $S_{botFC} = \emptyset$ ,  $S_{bot} = \emptyset$ 
2:  $Com \leftarrow \text{Louvain}(G_{mc})$ 
3: for  $com_i \in Com$  do
4:    $avgddr_i \leftarrow \frac{\sum_{v_j \in V_{com_i}} ddr_j}{\|V_{com_i}\|}$ 
5:    $avgmcr_i \leftarrow \frac{2 \times \sum_{e_{jk} \in E_{com_i}} mcr_{jk}}{\|V_{com_i}\| \times (\|V_{com_i}\| - 1)}$ 
6:   if  $avgddr_i \geq \Theta_{avgddr}$  and  $avgmcr_i \geq \Theta_{avgmcr}$  then
7:      $S_{botFCCom} \leftarrow S_{botFCCom} \cup \{com_i\}$ 
8:   end if
9: end for
10: for  $com_i \in S_{botFCCom}$  do
11:    $S_{botFC} \leftarrow \text{CliqueDetection}(com_i)$ 
12:   for  $FC_i \in S_{botFC}$  do
13:     for  $f_j^i \in FC_i$  do
14:        $S_{bot} \leftarrow S_{bot} \cup \{ip_{src}\}$ 
15:     end for
16:   end for
17: end for
18: return  $S_{bot}$ 

```

V. EXPERIMENTAL EVALUATION

A. Experiment Setup

1) *Experiment Environment*: All the experiments are conducted on one single PC with an 8 core Intel i7-4770 Processor, 32GB RAM, 400GB SSD and 4TB HHD, and on the 64-bit Ubuntu 16.04 LTS operating system. The system is implemented using Java with JDK 8.

2) *Data Collection and Analysis Tool*: The dataset contains three categories: (a) legitimate P2P network traces, (b) P2P botnets network traces, and (c) background network traces. In practice, all the network traces could be collected at a network boundary (e.g., firewall, gateway, etc.).

Legitimate P2P network traces (D_1): We used the dataset obtained from the University of Georgia [15] as our legitimate P2P network traces, which collected the network traces of 4 different popular P2P applications for several weeks. There are 16 eMule hosts, 16 FrostWire hosts, 14 uTorrent hosts and 14 Vuze hosts, and we randomly selected 24 hours network traces of each host. More details about D_1 are shown in Table III.

TABLE IV: Traces of P2P Botnets (24 hrs)

Trace	# of bots	# of flow	# of dstIP	Size
Storm	13	8,603,399	145,967	5.1G
Waledac	3	1,109,508	29,972	1.1G
Salinity	5	5,599,440	177,594	1.5G
Kelihos	8	122,182	944	343.9M
ZeroAccess	8	709,299	277	75.2M

TABLE V: Traces of Background Network

Date	Dur	# of hosts	# of flow	Size
2014/12/10	24 hrs	48,607,304	407,523,221	788.7G

TABLE VI: Summaries of Experimental Datasets (EDs)

Descriptions	Values
the # of EDs	24
the # of bots in each ED	37
the # of legitimate P2P hosts in each ED	60
the # of internal hosts in each ED	10,000
the AVG # of external hosts in each ED	6,607,714
the AVG # of flow in each ED	91,240,099
the duration of each ED	24 hr

P2P botnets network traces (D_2): Part of our botnets network traces are also from the University of Georgia dataset [15], which contains 24 hours network traces of 13 hosts infected with Storm and 3 hosts infected with Waledac. We also collected 24 hours network traces of another three infamous P2P botnets, Salinity, Kelihos and ZeroAccess. These network traces were collected from the hosts intentionally infected by Kelihos, ZeroAccess, and Salinity binary samples obtained from [34]. Furthermore, all the data collection experiments are operated in a controlled environment, where all malicious activities have been blocked with the same settings as shown in [15]. We collected the network traces of 8 Kelihos bots, 8 ZeroAccess bots and 5 Salinity bots. More details about D_2 are shown in Table IV.

Background network traces (D_3): We used the dataset downloaded from the MAWI Working Group Traffic Archive [16] as background network traces, as shown in Table V. This dataset contains 24 hours anonymized network traces at the transit link of WIDE (150Mbps) to the upstream ISP on 2014/12/10 (sample point F). This network traces contains approximate 407,523,221 flows and 48,607,304 unique IPs. 79.3% flow are TCP flow and the rest are UDP flow. We use ARGUS [35] to process and cluster network traces into the 5-tuple format tcp/udp flow.

3) *Experimental Dataset Generation*: To evaluate our approach, we generate 24 experimental datasets by mixing the network traces from D_1 and D_2 into different sub-datasets of D_3 . Table VI illustrates the summaries of experimental datasets (EDs). Each experimental dataset contains 10,000 internal hosts sampled from D_3 , where the network traces of 37 randomly selected hosts are mixed with D_2 , and the network traces of another 60 randomly selected hosts are mixed with D_1 . To make the experimental evaluation as unbiased and challenging as possible, we propose to generate the experimental datasets with the following two criterions.

Maintain a bipartite network structure. Our system aims to deploy at a network boundary (e.g., firewall, gateway, etc.), where the network forms a bipartite structure, and only

network flow within the connections between internal hosts and external hosts could be captured. Then, the network in each experimental dataset should maintain a bipartite network structure, where any pair of internal hosts should not have any communications to each other.

Keep the connectedness of mutual contacts graph. The easiest way to obtain a list of background hosts is to sample the hosts randomly from D_3 , with the respect of bipartite structure. However, since D_3 contains an extremely large number of hosts, simply sampling hosts randomly will result in that most of the sampled background hosts do not have a mutual contact with the other background hosts, which is much easier for our system to identify botnet communities. Because less number of mutual contacts among legitimate hosts means more disconnected legitimate communities in the corresponding MCG, which is in favor of Louvain method to detect strongly connected botnet communities. Therefore, we need to sample a list of internal hosts in a way that every internal host should have at least one mutual contact with at least one another internal host.

To follow the criterions described above without making our evaluation tasks any easier, we propose the following experimental dataset generation procedure:

- Use a two-coloring approach to sample the network traces of 10,000 background hosts from D_3 without jeopardize the bipartite network structure and the connectedness of mutual contacts graph: (a) initialize two counters, C_{black} and C_{white} , to count the number of hosts colored in black and white respectively; (b) coloring a random host h_i as black, and C_{black} plus one; (c) coloring all contacts of h_i as white, and increase C_{white} by the number of hosts colored as white in this round; (d) for each new colored host, color its contacts with the opposite color, and adjust the counters repeatedly, until we have $C_{black} \geq 10,000$ and $C_{white} \geq 10,000$; (e) select the colored host set with exactly 10,000 hosts as the internal hosts, the hosts in the other colored host set will be the external hosts; and (f) extract the network traces of the 10,000 internal hosts from D_3 . Then, it forms a bipartite graph, where each colored host set forms a bipartite component, and each host shares at least one mutual contacts with some other hosts from its own bipartite component.

- To maintain a bipartite network structure of botnets and legitimate P2P network traces, we eliminate all communications among bots in D_2 and legitimate P2P hosts in D_1 .

- To mix D_1 and D_2 with D_3 , each time we randomly select 97 internal hosts from one sub-datasets sampled from D_3 , map those IPs to 37 bots' IP in D_2 and 60 legitimate P2P hosts' IP in D_1 , and merge the corresponding network traces.

To evaluate our system, 24 synthetic experimental datasets have been created by running this procedure repeatedly.

B. Evaluation on P2P Network Flow Detection

We evaluate the P2P network flow detection with different parameter settings. This component uses a pre-defined threshold θ_{dd} (Section IV-A) on the destination diversity of each flow cluster to detect P2P flow clusters. We applied this component on all 24 experimental datasets, and Table VII shows the

TABLE VII: Detection Rate and False Positive Rate For Different θ_{dd}

θ_{dd}	DR	FP	θ_{dd}	DR	FP
2-10	97/97	$\geq 450/9,903$	500-1,000	81/97	0
15	97/97	$\geq 8/9,903$	5,000	60/97	0
20-25	97/97	$\leq 1/9,903$	10,000	18/97	0
30-185	97/97	0	12,500	5/97	0
200	89/97	0	13,500	0	0

TABLE VIII: Community Detection Results For Different Θ_{mcr}

Θ_{mcr}	BSI	BAI	BLSI
[0.00, 0.15]	1.00 ± 0.00	0.85 ± 0.00	1.00 ± 0.00
[0.15, 0.40]	1.00 ± 0.00	0.83 ± 0.02	1.00 ± 0.00
[0.40, 1.00]	1.00 ± 0.00	$\leq 0.62 \pm 0.05$	1.00 ± 0.00

average detect rate and false positive rate with different θ_{dd} , ranging from 2 to 13500. If θ_{dd} is set too small, non-P2P hosts are likely to be detected as P2P hosts, which results in many false positives. For instance, when $2 \leq \theta_{dd} \leq 10$, there are, on average more than 450 non-P2P hosts have been falsely identified as P2P hosts. In contrast, if θ_{dd} is set too large, all P2P hosts will be removed, which results in false negatives. For instance, when $\theta_{dd} = 5000$, there are, on average 37 P2P hosts have been falsely discarded, and when $\theta_{dd} \geq 12000$, nearly all hosts are removed. When $20 \leq \theta_{dd} \leq 185$, it detects all P2P hosts with a very small number of false positives ($\leq 1/9903$), which demonstrates that our P2P network flow detection component is stable and effective over a large range of θ_{dd} settings. The effectiveness of θ_{dd} is also subject to the time window of the collected data. In our experiment, we used 24 hrs network traces. The destination diversity (DD) of P2P hosts tends to grow over time. Therefore, if we enlarge the time window, θ_{dd} will be effective in an even larger range.

C. Evaluation on Community Detection

We evaluate the performance of community detection with different parameter settings. We applied this component on the remaining network flow (24 experimental datasets) after the P2P network flow detection component (with $\theta_{dd} = 50$). For each experimental dataset, we generate a MCG $G_{mc} = (V, E)$ with a pre-defined threshold Θ_{mcr} , where each edge $e_{ij} \in E$ contains a weight $mcr_{ij} \in [0, 1]$. Afterwards, we applied Louvain method (with default resolution 1.0) on the MCG for community detection. The choice of Θ_{mcr} has an influence on the community detection results.

We evaluate the community detection performance in terms of (a) the ability to cluster a pair of bots belonging to the same botnet, (2) the ability to separate a pair of bots coming from different botnets, and (c) the ability to separate bots and legitimate applications. As such, we propose three criterions to evaluate the community detection performance below.

Given a set of bots belonging to n botnets $X = \{X_1, X_2, \dots, X_n\}$ (the ground truth), and the community detection results, m communities $Y = \{Y_1, Y_2, \dots, Y_m\}$, define *Bot Separation Index* (BSI) and *Bot Aggregation Index* (BAI) as follows:

$$BSI = \frac{a}{a+c} \quad \text{and} \quad BAI = \frac{a}{a+b} \quad (4)$$

where a is the number of pairs of bots that are in the same botnet in X , and in the same community in Y ; b is the number of pairs of bots that are in the same botnet in X , and in different communities in Y ; c is the number of pairs of bots that are in different botnets in X , and in the same community in Y . BSI denotes the degree of that the bots coming from different botnets being separated into different communities. BAI denotes the degree of that the bots coming from the same botnet being clustered into the same community. Both BSI and BAI are between 0 and 1, and the higher the better. For instance, “BSI equals to 1” means all different types of bots are well separated, and “BAI equals to 1” means all the same types of bots are well clustered.

Given p bots and q legitimate applications, define *Bot-Legitimate Separation Index* (BLSI) as below:

$$\text{BLSI} = \frac{d}{p \times q} \quad (5)$$

where d is the number of pairs of a bot and a legitimate application being separated into different communities via our method. BLSI indicates the ability of our method to separate bots and legitimate applications. BLSI is between 0 and 1, and the higher the better. For instance, “BLSI equals to 1” means all pairs of a bot and a legitimate application are well separated.

Table VIII shows the community detection results with different Θ_{mcr} , ranging from 0 to 1. If Θ_{mcr} is set too small, there will be more non-zero weight edges, which might result in less but larger communities. In contrast, if Θ_{mcr} is set too large, most of the vertices will be isolated, which results in more but smaller communities. For instance, as Θ_{mcr} increasing, BSI decreases. When $\Theta_{mcr} \leq 0.4$, BSI is around 0.8 to 0.85, which means one or more botnets have been split into different communities. It turns out to be our algorithm separates the Storm botnet (13 bots) into two different communities, one contains 10 bots and another one contains 3 bots. However, the change of Θ_{mcr} does not affect BSI and BLSI (both equals to 1). BSI=1 means our algorithm can separate different types of bots into different communities. BLSI=1 means our algorithm can separate bots and legitimate P2P applications into different communities. This result demonstrate that our system is very effective and robust in separating bots and legitimate hosts, and separating different types of bots. Since larger Θ_{mcr} results in less edges in the MCG, which could reduce the execution time of the community detection procedure, we choose the largest $\Theta_{mcr} = 0.15$ as our parameter, when it also gives the highest BAI, BSI and BLSI.

D. Evaluation on Botnet Detection

We evaluate the botnet detection component with different parameter settings. We applied this component on the remaining network flow (24 experimental datasets) after previous two components (with $\theta_{dd} = 50$ and $\Theta_{mcr} = 0.15$). Table IX shows the P2P botnet detection results with different $\theta_{avgddr} \in [0, 1]$ and $\theta_{avgmcr} \in [0, 1]$. The results support our idea that the AVGGDD of legitimate P2P network flow cluster

TABLE IX: Botnet Detection Results For Different θ_{avgddr} and θ_{avgmcr} . (ZeroA.: the detection rate of ZeroAccess; FPR: false positive rate.)

θ_{avgmcr}		θ_{avgddr}				
		[0.0, 0.65)	0.65	0.75	0.85	0.95
[0.0, 0.1)	ZeroA.	100%	100%	100%	100%	100%
	Waledac	100%	100%	100%	100%	100%
	Storm	100%	100%	100%	100%	100%
	Kelihos	100%	100%	100%	100%	100%
	Salinity	100%	100%	0%	0%	0%
	Precision	38%	38%	35%	100%	100%
	Recall	100%	100%	86%	86%	86%
	FPR	100%	100%	100%	0%	0%
	F-score	55%	55%	50%	93%	93%
[0.1, 0.3)	ZeroA.	100%	100%	100%	100%	100%
	Waledac	100%	100%	100%	100%	100%
	Storm	100%	100%	100%	100%	100%
	Kelihos	100%	100%	100%	100%	100%
	Salinity	100%	100%	0%	0%	0%
	Precision	100%	100%	100%	100%	100%
	Recall	100%	100%	86%	86%	86%
	FPR	0%	0%	0%	0%	0%
	F-score	100%	100%	93%	93%	93%
[0.3, 0.5)	ZeroA.	100%	100%	100%	100%	100%
	Waledac	100%	100%	100%	100%	100%
	Storm	85%	85%	85%	85%	85%
	Kelihos	100%	100%	100%	100%	100%
	Salinity	100%	100%	0%	0%	0%
	Precision	100%	100%	100%	100%	100%
	Recall	95%	95%	81%	81%	81%
	FPR	0%	0%	0%	0%	0%
	F-score	97%	97%	90%	90%	90%
[0.5, 0.7)	ZeroA.	100%	100%	100%	100%	100%
	Waledac	100%	100%	0%	0%	0%
	Storm	0%	0%	0%	0%	0%
	Kelihos	100%	100%	100%	100%	100%
	Salinity	0%	0%	0%	0%	0%
	Precision	100%	100%	100%	100%	100%
	Recall	51%	51%	43%	43%	43%
	FPR	0%	0%	0%	0%	0%
	F-score	68%	68%	60%	60%	60%
[0.7, 0.9]	ZeroA.	100%	100%	100%	100%	100%
	Waledac	100%	0%	0%	0%	0%
	Storm	0%	0%	0%	0%	0%
	Kelihos	100%	100%	100%	100%	100%
	Salinity	0%	0%	0%	0%	0%
	Precision	100%	100%	100%	100%	100%
	Recall	51%	43%	43%	43%	43%
	FPR	0%	0%	0%	0%	0%
	F-score	68%	60%	60%	60%	60%

communities is lower than most of the P2P botnets network flow cluster communities. For instance, the AVGGDD of all (60/60) legitimate P2P network flow cluster communities are in the range of [0.75, 0.85], and the AVGGDD of 32 out of 37 botnets are higher than 0.75. The missing ones turned out to be 5 Salinity bots, which could be detected by AVGMCR. As shown in Table IX, legitimate P2P network flow clusters have lower AVGMCR than P2P bots network flow clusters (i.e., $\theta_{avgmcr} \in [0.1, 0.3)$). This experimental result demonstrates that our botnet detection component is effective (detection rate equals to 100 % with zero false positives) and stable over a large range of θ_{avgddr} (i.e., [0.0, 0.65]) and θ_{avgmcr} (i.e., [0.1, 0.3)).

E. Evaluation on Enhanced PeerHunter

We evaluate our system according to effectiveness and scalability. Effectiveness is to evaluate the capability of our systems to detect P2P botnets, and scalability is to evaluate

TABLE X: The number of hosts identified by each component

-	Before P2P detection	P2P detection	Community detection	Botnet detection
# of hosts	10,000	97	97	37

TABLE XI: Enhanced PeerHunter Execution Time

-	P2P Network Flow Detection	MCG Extraction	Community Detection	Bot Detection	Total
Processing Time	15 minutes	5 minutes	5 seconds	10 seconds	20 minutes

the practicality of our systems to deal with the real world big data. We applied Enhanced PeerHunter on 24 experimental synthetic datasets, with $\theta_{dd}=50$, $\Theta_{mcr}=0.15$, $\theta_{avgddr}=0.5$ and $\theta_{avgmcr}=0.2$, and all results are averaged over 24 datasets. Using $\theta_{avgddr}=0.5$ and $\theta_{avgmcr}=0.2$ is because based on our empirical study on the legitimate applications, the DDR of most hosts are less than 0.5 and the MCR of most hosts are less than 0.2. Table X shows the number of detected hosts of each component and Table XI shows the processing time of each component.

We use detection rate and false positive rate to measure the effectiveness. As shown in Table X, our system identified all 97 P2P hosts from 10,000 hosts, and detected all 37 bots from those 97 P2P hosts, with zero false positives. It is clear that Enhanced PeerHunter is effective and accurate in detecting P2P botnets.

Our system has a scalable design based on efficient detection algorithm and distributed/parallelized computation. Out of three components in our system, the P2P botnet detection component (community detection and botnet detection as shown in Table X) has a negligible processing time compared with the other two components. This is due to previous two components are designed to reduce a huge amount of the hosts subject to analysis (i.e., 99.03% in our experiments). The P2P network flow detection component has linear time complexity, since it scans all the input flow only once to compute the flow clusters and further identify P2P flow. However, since it is the very first component to process the input data, which could be large, it still costs the highest processing time (as shown in Table X). To accommodate the growth of a real-world input data, we designed and implemented the P2P network flow detection component using a Map-Reduce framework, which could be deployed in distributed fashion on scalable cloud computing platforms (e.g., amazon EC2). The MCG extraction component requires pairwise comparison to calculate edges weights. Let n be the number of P2P network flow clusters subject to analysis and m be the maximum number of distinct contacts of a P2P network flow cluster. We implemented the comparison between each pair of hosts parallelly to handle the growth of n . If we denote k as the number of threads running parallelly, the time complexity of MCG extraction is $O(\frac{n^2m}{k})$. For a given ISP network, m grows over time. Since our system uses a fixed time window (24 hours), for a given ISP network, m tends to be stable and would not cause a scalability issue. Besides, since the percentage of P2P hosts of an ISP network is relatively small (i.e., 3% [6]), an ISP network usually has less than 65,536 (/16 subnet) hosts, and most P2P hosts generate less than 150 P2P network flow clusters based on our empirical study, n would be negligible compared with m . Moreover,

TABLE XII: Comparison of the community detection results between PeerHunter [13] and Enhanced PeerHunter under PMMKL.

-	PeerHunter [13]		Enhanced PeerHunter	
	No Attack	PMMKL	No Attack	PMMKL
BSI	1.00 \pm 0.00	0.73 \pm 0.02	1.00 \pm 0.00	1.00 \pm 0.00
BAI	1.00 \pm 0.00	0.81 \pm 0.01	0.85 \pm 0.00	0.85 \pm 0.00
BLSI	1.00 \pm 0.00	0.78 \pm 0.01	1.00 \pm 0.00	1.00 \pm 0.00

TABLE XIII: Comparison of the botnet detection results between PeerHunter [13] and Enhanced PeerHunter under PMMKL. (* detection rate)

-	PeerHunter [13]		Enhanced PeerHunter	
	No Attack	PMMKL	No Attack	PMMKL
ZeroAccess*	100%	0%	100%	100%
Waledac*	100%	0%	100%	100%
Storm*	100%	37.5%	100%	100%
Kelihos*	100%	0%	100%	100%
Sality*	100%	79.2%	100%	100%
Precision	100%	99.1%	100%	100%
Recall	100%	23.9%	100%	100%
FPR	0%	0.4%	0%	0%
F-score	100%	38.5%	100%	100%

since the waiting stage bots always act stealthily and only make necessary communications, m also will not be large. To summarize, Enhanced PeerHunter is scalable to handle the real world network traffic data.

F. Mimicking Legitimate P2P Application Attacks (MMKL)

Our work is focusing on detecting/separating P2P botnets from legitimate P2P applications through botnet network-flow level community behavior analysis. If the adversaries (e.g., botmasters) know our techniques in advance, they might attempt to evade our system via instructing P2P bots to mimic the behavior of legitimate P2P applications. Inspired by [6], in this section, we propose two evasion attacks, one passive attack, and one active attack. All the parameters used in experiments of this Section are the same as in Section V-E.

1) *Passive MMKL (PMMKL)*: In this attack, the botmaster could instruct the bots to passively generate network traffic only if some legitimate P2P applications are generating network traffic on the same machine at the same time. As such, the bot network traffic will be overlapped with the legitimate P2P applications network traffic. Since during most of the time, P2P botnets will be acting stealthily, the network traffic of legitimate P2P applications will be dominating the host level behavior. In this case, the attack could effectively evade the group behavior based methods that use the host level behaviors [12], [13]. The advantage of this attack is that it does not require the P2P botnets to generate any new type of or more network flow, and just need to monitor and follow the legitimate P2P applications' running time to run, which could also hide from some of the anomaly-based detection methods.

To simulate this attack, for each experimental dataset, we randomly select 37 hosts out of the 60 legitimate P2P application hosts, and randomly map their IP to one of the 37 P2P bots' IP. By doing this, the traffic of each P2P botnet host are mixed with one legitimate P2P application traffic. We did the experiment on all 24 EDs. And we make a comparison between Enhanced PeerHunter and PeerHunter [13] under this attack, where the PeerHunter [13] is using one of its best parameter set $\theta_{dd}=50$, $\Theta_{mcr}=0.05$, $\theta_{avgddr}=0.06$ and $\theta_{avgmcr}=0.2$. As shown in Table XII, all three community detection indices (i.e., BSI, BAI and BLSI) decrease around 20% while running PeerHunter under this attack. However, PMMKL has no effects on Enhanced PeerHunter's community detection performance. As shown in Table XIII, PMMKL completely fails PeerHunter to detect ZeroAccess, Waledac and Kelihos, and dramatically reduces the detection rate of Storm and Sality. On the contrary, PMMKL has no affects on Enhanced PeerHunter's P2P botnet detection performance. To summarize, compared with our previous work, Enhanced PeerHunter can detect P2P botnets well even if when legitimate P2P applications are running/overlapping on the same host as the P2P bots at the same time.

2) *Active MMKL (AMMKL)*: In this attack, the adversary will make the P2P bots to mimic the behaviors of legitimate P2P applications actively. For instance, other than their original behaviors, the botmaster could instruct each bot to actively communicate with an extra set of randomly generated destination peers. As such, a pair of bots tends to communicate with very different extra peers, which result in the decrease of mutual contacts between a pair of bots, and make it even harder for our method to detect P2P botnets using the mutual contacts behavior. Compared with PMMKL, in AMMKL, P2P botnets do not need to monitor and wait until some legitimate P2P application running to work. However, potentially communicating with much more extra but unnecessary peers, might enable some anomaly detection methods and make the P2P botnets act less stealthy and less efficient.

To simulate this attack, each time after the P2P network flow detection procedure, for each botnet network flow cluster (i.e., network flow cluster that has the same 4-tuple $[ip_{src}, proto, bpp_{out}, bpp_{in}]$) that contains the communication to n destination peers, we randomly insert a number of extra network flow that contain an extra of $\gamma * n$ randomly generated peers. We did the experiments on all 24 EDs.

Fig. 4 shows the community detection results of the Enhanced PeerHunter when conduct AMMKL alone and when combine both attacks. AMMKL alone does not have much effects on the performance of community detection, since both BAI and BLSI are unchanged and only BSI drops a little bit when γ increases. When combine both attacks, both BSI and BAI drop a lot, and BLSI drops from 1.0 to around 0.88, as γ increasing from 0.0 to 3.0. To be specific, when combine both attacks, as γ increasing, the community diction component tends to cluster different types of bots into the same community and separate the same type of bots into different communities. The good news is, it can still well separate P2P bots and legitimate P2P hosts into different communities, which has always been our focus. In summarize, even though

combining both attacks makes it harder for our method to separate different or aggregate the same type of bots, Enhanced PeerHunter is still robust in separating P2P bots from other hosts in the community detection process.

Fig. 5 illustrates the P2P botnet detection results when conduct AMMKL alone and when combine both attacks. As shown in Fig. 5c, both attack scenarios will not introduce any new false positives, since the precisions always equals to 1. Compared with conducting AMMKL alone, combining both attacks has more influence on the dropping of P2P botnet detection performance, which comes from the difference of their influence on Kelihos. Fig. 5a and Fig. 5b illustrates the detection rate of each botnet under attacks, where the detection rate of different botnets starts to drop around different γ . Table XIV shows the analysis of all 5 botnets. Take Storm for instance, to affect the detection of Storm, each P2P network flow cluster of Storm needs to communicate with at least an extra 40% of its current destination peer IPs, and in order to completely evade our system, γ needs to be increased to 80%. Consider the fact that each Storm host generates an average of 67 P2P network flow clusters in 24 hours, and each network flow cluster communicates to an average of 740 destination peer IPs. As such, to completely evade our system, each Storm host must communicate with at least an extra of $67 \times 740 \times 80\% \approx 39,664$ peers, which makes it less stealthy, less efficient and more exposed to trigger other anomaly-based P2P botnet detection methods [36]–[38]. In conclusion, even though this work could not completely mitigate AMMKL, it makes the botnets rather expensive and exposed to perform AMMKL alone, or perform both attacks at the same time.

VI. CONCLUSION

In this work, we present a novel community behavior analysis based P2P botnet detection system, Enhanced PeerHunter, which operates under several challenges: (a) botnets are in their waiting stage; (b) the C&C channel has been encrypted; (c) network traffic coming from legitimate P2P applications running/overlapping on the same host as the P2P bots at the same time; (d) no bot-blacklist or "seeds" are available; (e) none statistical traffic patterns known in advance; and (f) do not require to monitor individual host. We propose three types of community behaviors (i.e., flow statistical features, numerical community features and structural community features) that can be used to detect P2P botnets effectively. In the experimental evaluation, we propose a network traces sampling and mixing method to make the experiments as unbiased and challenging as possible. Experiments and analysis have been conducted to show the effectiveness and scalability of our system. With the best parameter settings, our system can achieved 100% detection rate with none false positives. We also proposed two mimicking legitimate P2P application attacks (i.e., PMMKL and AMMKL). The experiment results shows that our system is very robust to PMMKL, and will make it rather expensive and exposed for the adversaries to conduct AMMKL.

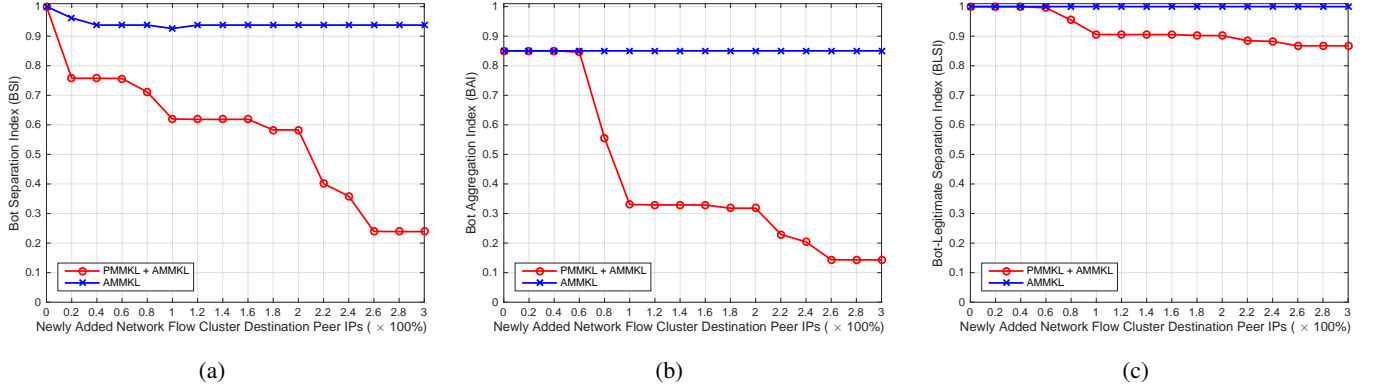


Fig. 4: The community detection results when conduct AMMKL, and when combine PMMKL and AMMKL. (a) Bot Separation Index (BSI). (b) Bot Aggregation Index (BAI). (c) Bot-Legitimate Separation Index (BLSI).

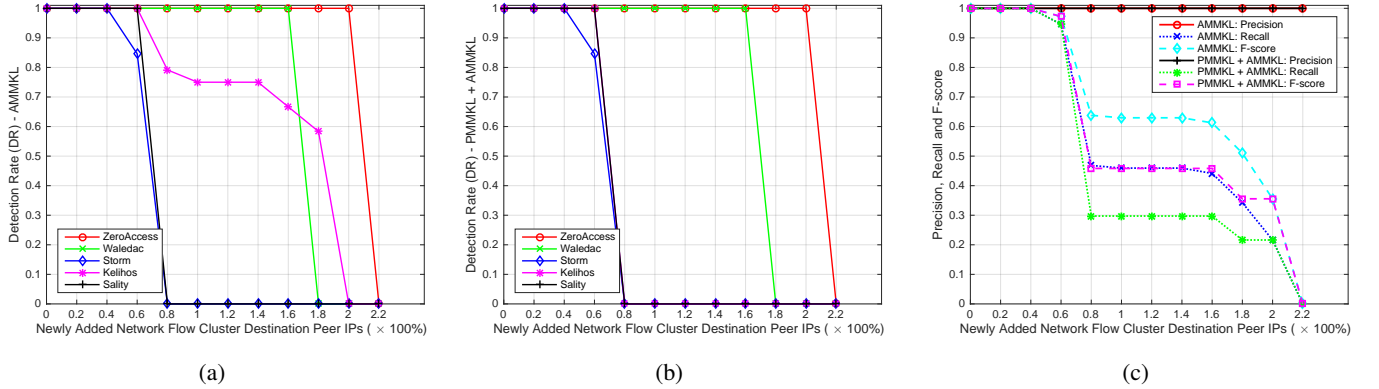


Fig. 5: The P2P botnet detection results when conduct AMMKL, and when combine PMMKL and AMMKL. (a) P2P botnet detection rate under AMMKL. (b) P2P botnet detection rate under the combination of PMMKL and AMMKL. (c) Precision, recall and F-score.

TABLE XIV: Effort needed for different P2P botnets to completely evade our system under AMMKL.

-	# of P2P flow clusters	# of peers per flow cluster	# of peers per host	γ	extra # of peers needed
ZeroAccess	3	686	2,058	220%	4,528
Waledac	171	244	41,724	180%	75,104
Storm	67	740	49,580	80%	39,664
Kelihos	15	252	3,780	200%	7,560
Sality	1,158	918	1,063,044	80%	850,436

REFERENCES

- [1] C. Rossow, D. Andriesse, T. Werner, B. Stone-Gross, D. Plohmann, C. J. Dietrich, and H. Bos, "Sok: P2pwned-modeling and evaluating the resilience of peer-to-peer botnets," in *Security and Privacy (SP), 2013 IEEE Symposium on*. IEEE, 2013, pp. 97–111.
- [2] P. Wang, B. Aslam, and C. C. Zou, "Peer-to-peer botnets," in *Handbook of Information and Communication Security*. Springer, 2010, pp. 335–350.
- [3] F. C. Freiling, T. Holz, and G. Wicherski, "Botnet tracking: Exploring a root-cause methodology to prevent distributed denial-of-service attacks," in *European Symposium on Research in Computer Security*. Springer, 2005, pp. 319–335.
- [4] Y. Xie, F. Yu, K. Achan, R. Panigrahy, G. Hulten, and I. Osipkov, "Spamming botnets: signatures and characteristics," *ACM SIGCOMM Computer Communication Review*, vol. 38, no. 4, pp. 171–182, 2008.
- [5] Y. Peng, L. Zhang, J. M. Chang, and Y. Guan, "An effective method for combating malicious scripts clickbots," in *European Symposium on Research in Computer Security*. Springer, 2009, pp. 523–538.
- [6] J. Zhang, R. Perdisci, W. Lee, X. Luo, and U. Sarfraz, "Building a scalable system for stealthy p2p-botnet detection," *Information Forensics and Security, IEEE Transactions on*, vol. 9, no. 1, pp. 27–38, 2014.
- [7] X. Wang and D. Ramsbrock, "The botnet problem," *Computer and Information Security Handbook*, pp. 119–132, 2009.
- [8] H. Hang, X. Wei, M. Faloutsos, and T. Eliassi-Rad, "Entelecheia: Detecting p2p botnets in their waiting stage," in *IFIP Networking Conference, 2013*. IEEE, 2013, pp. 1–9.
- [9] E. Stinson and J. C. Mitchell, "Towards systematic evaluation of the evadability of bot/botnet detection methods," *2nd USENIX Workshop on Offensive Technologies (WOOT)*, vol. 8, pp. 1–9, 2008.
- [10] G. Gu, R. Perdisci, J. Zhang, W. Lee *et al.*, "Botminer: Clustering analysis of network traffic for protocol-and structure-independent botnet detection," in *USENIX Security Symposium*, vol. 5, no. 2, 2008, pp. 139–154.
- [11] J. Zhang, R. Perdisci, W. Lee, U. Sarfraz, and X. Luo, "Detecting stealthy p2p botnets using statistical traffic fingerprints," in *Dependable Systems & Networks (DSN), 2011 IEEE/IFIP 41st International Conference on*. IEEE, 2011, pp. 121–132.
- [12] Q. Yan, Y. Zheng, T. Jiang, W. Lou, and Y. T. Hou, "PeerClean: Unveiling peer-to-peer botnets through dynamic group behavior analysis," in *Computer Communications (INFOCOM), 2015 IEEE Conference on*. IEEE, 2015, pp. 316–324.
- [13] D. Zhuang and J. M. Chang, "Peerhunter: Detecting peer-to-peer botnets through community behavior analysis," in *Dependable and Secure Computing, 2017 IEEE Conference on*. IEEE, 2017, pp. 493–500.
- [14] B. Coskun, S. Dietrich, and N. Memon, "Friends of an enemy: identifying local members of peer-to-peer botnets using mutual contacts," in *Proceedings of the 26th Annual Computer Security Applications Conference (ACSAC)*. ACM, 2010, pp. 131–140.

- [15] B. Rahbarinia, R. Perdisci, A. Lanzi, and K. Li, "Peerrush: Mining for unwanted p2p traffic," *Journal of Information Security and Applications*, vol. 19, no. 3, pp. 194–208, 2014.
- [16] "Mawi working group traffic archive," Mar. 2015. [Online]. Available: <http://mawi.wide.ad.jp/mawi/samplepoint-F/2015/201503101400.html>
- [17] G. Gu, P. A. Porras, V. Yegneswaran, M. W. Fong, and W. Lee, "Bothunter: Detecting malware infection through ids-driven dialog correlation," in *Usenix Security Symposium*, vol. 7, 2007, pp. 1–16.
- [18] S. Nagaraja, P. Mittal, C.-Y. Hong, M. Caesar, and N. Borisov, "Botgrep: Finding p2p bots with structured graph analysis," in *USENIX Security Symposium*, 2010, pp. 95–110.
- [19] P. Narang, S. Ray, C. Hota, and V. Venkatakrishnan, "Peershark: detecting peer-to-peer botnets by tracking conversations," in *Security and Privacy Workshops (SPW)*, 2014 IEEE. IEEE, 2014, pp. 108–115.
- [20] J. Felix, C. Joseph, and A. A. Ghorbani, "Group behavior metrics for p2p botnet detection," in *Information and Communications Security*. Springer, 2012, pp. 93–104.
- [21] J. Zhang, X. Luo, R. Perdisci, G. Gu, W. Lee, and N. Feamster, "Boosting the scalability of botnet detection using adaptive traffic sampling," in *Proceedings of the 6th ACM Symposium on Information, Computer and Communications Security*. ACM, 2011, pp. 124–134.
- [22] T.-F. Yen and M. K. Reiter, "Are your hosts trading or plotting? telling p2p file-sharing and bots apart," in *Distributed Computing Systems (ICDCS)*, 2010 IEEE 30th International Conference on. IEEE, 2010, pp. 241–252.
- [23] B. Soniya and M. Wilscy, "Fuzzy inference system based on entropy of traffic for bot detection on an endpoint host," in *Data Science & Engineering (ICDSE)*, 2014 International Conference on. IEEE, 2014, pp. 112–117.
- [24] L. Li, S. Mathur, and B. Coskun, "Gangs of the internet: Towards automatic discovery of peer-to-peer communities," in *Communications and Network Security (CNS)*, 2013 IEEE Conference on. IEEE, 2013, pp. 64–72.
- [25] N. Al Ebri, H. Otok, A. Mourad, and Y. Al-Hammadi, "Botnet detection: A cooperative game theoretical correlation-based model," in *Communications and Information Technology (ICCIT)*, 2013 Third International Conference on. IEEE, 2013, pp. 28–32.
- [26] H.-S. Wu, N.-F. Huang, and G.-H. Lin, "Identifying the use of data/voice/video-based p2p traffic by dns-query behavior," in *Communications, 2009. ICC'09. IEEE International Conference on*. IEEE, 2009, pp. 1–5.
- [27] D. Stutzbach and R. Rejaie, "Understanding churn in peer-to-peer networks," in *Proceedings of the 6th ACM SIGCOMM conference on Internet measurement*. ACM, 2006, pp. 189–202.
- [28] T. Holz, M. Steiner, F. Dahl, E. Biersack, and F. C. Freiling, "Measurements and mitigation of peer-to-peer-based botnets: A case study on storm worm," *First USENIX Workshop on Large-Scale Exploits and Emergent Threats*, vol. 8, no. 1, pp. 1–9, 2008.
- [29] S. Saad, I. Traore, A. Ghorbani, B. Sayed, D. Zhao, W. Lu, J. Felix, and P. Hakimian, "Detecting p2p botnets through network behavior analysis and machine learning," in *Privacy, Security and Trust (PST)*, 2011 Ninth Annual International Conference on. IEEE, 2011, pp. 174–180.
- [30] C. Livadas, R. Walsh, D. Lapsley, and W. T. Strayer, "Using machine learning techniques to identify botnet traffic," in *Local Computer Networks, Proceedings 2006 31st IEEE Conference on*. IEEE, 2006, pp. 967–974.
- [31] J. Dean and S. Ghemawat, "Mapreduce: simplified data processing on large clusters," *Communications of the ACM*, vol. 51, no. 1, pp. 107–113, 2008.
- [32] S. Fortunato, "Community detection in graphs," *Physics Reports*, vol. 486, no. 3, pp. 75–174, 2010.
- [33] V. D. Blondel, J.-L. Guillaume, R. Lambiotte, and E. Lefebvre, "Fast unfolding of communities in large networks," *Journal of Statistical Mechanics: Theory and Experiment*, vol. 2008, no. 10, p. P10008, 2008.
- [34] "Malware sample sources for researchers," Mar. 2015. [Online]. Available: <https://zeltser.com/malware-sample-sources/>
- [35] "Argus: Auditing network activity," Mar. 2015. [Online]. Available: <http://qosient.com/argus/>
- [36] J. R. Binkley and S. Singh, "An algorithm for anomaly-based botnet detection," *SRUTI*, vol. 6, pp. 7–7, 2006.
- [37] H. Choi, H. Lee, H. Lee, and H. Kim, "Botnet detection by monitoring group activities in dns traffic," in *Computer and Information Technology, 2007. CIT 2007. 7th IEEE International Conference on*. IEEE, 2007, pp. 715–720.
- [38] M. Feily, A. Shahrestani, and S. Ramadass, "A survey of botnet and botnet detection," in *Emerging Security Information, Systems and Technologies, 2009. SECURWARE'09. Third International Conference on*. IEEE, 2009, pp. 268–273.