

LQG Control and Sensing Co-design

Vasileios Tzoumas,^{1,2} Luca Carlone,² George J. Pappas,¹ Ali Jadbabaie²

Abstract—Linear-Quadratic-Gaussian (LQG) control is concerned with the design of an optimal controller and estimator for linear Gaussian systems with imperfect state information. Standard LQG control assumes the set of sensor measurements to be fed to the estimator to be given. However, in many problems arising in networked systems and robotics, one may be interested in *designing* a suitable set of sensors for LQG control. In this paper, we introduce the *LQG control and sensing co-design* problem, where one has to jointly design a suitable sensing, estimation, and control policy. In particular, we consider two dual instances of the co-design problem: the *sensing-constrained LQG control* problem, where the design maximizes the control performance subject to sensing constraints, and the *minimum-sensing LQG control*, where the design minimizes the amount of sensing subject to performance constraints. We focus on the realistic case in which the sensing design has to be selected among a finite set of possible sensing modalities, where each modality is associated with a (possibly) different cost. While we observe that the computation of the optimal sensing design is intractable in general, we present the first scalable LQG co-design algorithms to compute near-optimal policies with provable sub-optimality guarantees. To this end, (i) we show that a separation principle holds, which partially decouples the design of sensing, estimation, and control; (ii) we frame LQG co-design as the optimization of (approximately) supermodular set functions; (iii) we develop novel algorithms to solve the resulting optimization problems; (iv) we prove original results on the performance of these algorithms and establish connections between their suboptimality gap and control-theoretic quantities. We conclude the paper by discussing two practical applications of the co-design problem, namely, *sensing-constrained formation control* and *resource-constrained robot navigation*.

I. INTRODUCTION

Traditional approaches to the control of dynamical systems with partially observable state assume the choice of sensors used to observe the system to be given [1]. The choice of sensors usually results from a preliminary design phase in which an expert designer selects a suitable sensor suite that accommodates estimation requirements (e.g., observability, desired estimation error) and system constraints (e.g., size, cost). However, modern control applications, from large networked systems to miniaturized robotics systems, pose serious limitations to the applicability of this traditional paradigm: in particular, in large-scale networked systems (e.g., smart grids, or robot swarms), in which new nodes are continuously added

and removed from the network, a manual re-design of the sensors becomes cumbersome and expensive, and it is not scalable; in miniaturized robot systems, while the set of onboard sensors is fixed, it may be desirable to selectively activate only a subset of the sensors during different phases of operation, to minimize power consumption. Overall, in both applications, although a designer has access to a (possibly large) list of potential sensors, due to resource constraints (size, weight, power, cost) the designer can utilize only a subset of them. Thus, the need for online and large-scale sensor selection demands for automated approaches that efficiently select a subset of sensors to maximize system performance.

Motivated by the aforementioned need, in this paper we consider the problem of jointly designing control, estimation, and sensing for systems with partially observable state.

Related work in control theory. Related work in control theory focuses on either the co-design of estimation and control in presence of communication constraints [1]–[7], or on the design of the system’s sensing and actuation [8]–[19] (sensor and actuator selection). In more detail:

a) *LQG control design:* The line of work [1]–[7] assumes the set of sensors and actuators to be given, and either focuses on the co-design of estimation and control over band-limited communication channels, or investigates the trade-offs between communication constraints (e.g., data rate, quantization, delays) and control performance (e.g., stability) in networked control systems. These works provide results on the impact of quantization [2], finite data rates [3], [4], as well as, separation principles for LQG design with communication constraints [5]. More recent work focuses on privacy constraints [6]. In addition, [7] studies rationally inattentive control laws for LQG control and discusses their effectiveness in stabilizing the system. We refer the reader to the surveys [1], [20]–[22] for a comprehensive review on LQG control.

b) *Sensor and actuator selection:* The line of work [8]–[19] focuses on selecting the system’s active sensors and actuators, independently of the control task at hand. In particular, [8] proposes a sensor placement algorithm to maximize the accuracy of maximum likelihood estimation over static parameters, whereas [9]–[13] focus on maximizing the estimation accuracy for non-static parameters; [9]–[12] present sensor scheduling algorithms for optimal Kalman filtering, while [13] presents sensor scheduling algorithms for optimal batch state estimation (smoothing); [14] considers fixed-lag smoothing and investigates sensor scheduling and feature selection for vision-based agile navigation of autonomous robots. Finally, [15]–[19] present sensor and actuator selection algorithms to optimize the average observability and controllability of systems.

Extending the focus of the aforementioned works, more

¹The authors are with the Department of Electrical and Systems Engineering, University of Pennsylvania, Philadelphia, PA 19104, USA (email: {pappagsg, vtzoumas}@seas.upenn.edu).

²The authors are with the Institute for Data, Systems and Society, and the Laboratory for Information & Decision Systems, Massachusetts Institute of Technology, Cambridge, MA 02139, USA (email: {lcarlone, jadbabai, vtzoumas}@mit.edu).

This work was partially supported by the AFOSR Complex Networks Program, and by the Army Research Laboratory’s DCIST program.

recent work focuses on the co-design of control and estimation, as well as, of sensing [23], [24], by augmenting the standard LQG cost with an information-theoretic regularizer, and by optimizing the sensing capabilities of each of the system's sensors using semi-definite programming. The main difference between [23], [24], and our proposal in this paper is that in [23], [24] the choice of sensors is arbitrary, rather than being restricted to a finite set of available sensors.

Related work on set function optimization. The algorithms for sensor and actuator selection discussed above employ either convex relaxation techniques [8]–[10], [12], [17] or combinatorial optimization techniques [11], [13]–[16], [18]. The advantage of the combinatorial optimization techniques is that they lead to algorithms with provable suboptimality guarantees and low running time. The literature on combinatorial optimization, which is more relevant for the discussion in this paper, includes investigation into (i) submodular optimization subject to cardinality constraints [25]; (ii) submodular optimization subject to heterogeneous-cost constraints [26]–[28]; and (iii) approximately submodular optimization subject to cardinality constraints [29]. We note that the related literature does not cover the case of approximately submodular optimization subject to heterogeneous-cost constraints, which is indeed the setup of interest for our LQG control and sensing co-design problems, hence requiring us to develop novel algorithms and results for this case.

Contributions to control theory. We introduce the *LQG control and sensing co-design* problem, that involves the joint design of sensing, control, and estimation, by extending Linear-Quadratic-Gaussian (LQG) control to the case where, besides designing an optimal controller and estimator, one has to choose a set of sensors to observe the system state. We consider the realistic case in which the choice of sensors, rather than being arbitrary (see, e.g., [23]), is restricted to a finite selection from a set of available sensors. In particular, in our formulation each available sensor is associated with a *cost* that quantifies the penalty incurred when using that sensor (trivially, if there is no cost associated to using a sensor, one would always prefer to select and use all available sensors). In more detail, we consider the general case in which each sensor has a potentially different cost, hence capturing the practical scenarios where each sensor may have a different monetary cost, power consumption, or bandwidth utilization.

We formulate two dual instances of the LQG co-design problem. The first instance, named *sensing-constrained LQG control*, involves the joint design of the controller, estimator, and sensing policies that minimize the LQG objective (quantifying tracking performance and control effort) while satisfying a given constraint on the maximum cost of the selected sensors. The second instance, named *minimum-sensing LQG control*, involves the joint design of the controller, estimator, and sensing that minimizes the cost of the selected sensors while satisfying a given bound on the LQG performance.

We then leverage a separation principle¹ to partially decouple the design of control, estimation, and sensing, and we frame the sensor design subproblem as the optimization of (approximately) supermodular set functions. While the computation of the optimal sensing strategies is combinatorial in nature, we provide the first scalable co-design algorithms, which retrieve a near-optimal choice of sensors, as well as the corresponding control and estimation policies. We show that the suboptimality gaps of these algorithms depend on the supermodularity ratio γ_f of the set function f appearing in our problem, and we establish connections between the supermodularity ratio γ_f and control-theoretic quantities, providing also a computable lower bound for γ_f .

Contributions to set function optimization. In proving the aforementioned results, we extend the literature on supermodular optimization. In particular, (i) we provide the first efficient algorithms for the optimization of approximately supermodular functions subject to heterogeneous-cost constraints; and (ii) we improve known suboptimality bounds that also apply to the optimization of (exactly) supermodular functions: specifically, the proposed algorithm for approximate supermodular optimization with heterogeneous-cost constraints can achieve in the exactly supermodular case the approximation bound $(1 - 1/e)$, which is superior to the previously established bound $1/2(1 - 1/e)$ in the literature [28].

Application examples. We motivate the importance of the LQG control and sensing co-design problem, and demonstrate the effectiveness of the proposed algorithms in numerical experiments, by considering two application scenarios, namely, a *sensing-constrained formation control* scenario and a *resource-constrained robot navigation* scenario. In particular, we present a Monte Carlo analysis for both scenarios, which demonstrates that (i) the proposed sensor selection strategy is near-optimal, and in particular, the resulting LQG-cost (tracking performance) matches the optimal selection in all tested instances for which the optimal selection could be computed via a brute-force approach; (ii) a more naive selection which attempts to minimize the state estimation covariance [11] (rather than the LQG cost) has degraded LQG tracking performance, often comparable to a random selection; and (iii) the selection of a small subset of sensors using the proposed algorithms ensures an LQG cost that is close to the one obtained by using all available sensors, hence providing an effective alternative for control under sensing constraints [14].

Comparison with the preliminary results in [30]. This paper extends our preliminary results [30], and provides a more comprehensive presentation of the LQG co-design problem, including both *sensing-constrained LQG control* (introduced in [30]) and the *minimum-sensing LQG control* problem (not previously published). Moreover, we generalize the original setup in [30] to account for heterogeneous sensor costs (in [30] each sensor has unit cost) and extend the numerical analysis accordingly. Most of the technical results, including Theo-

¹The separation principle leverages standard results in LQG control and follows the line of [23], hence we do not claim it to be an original contribution.

rems 1–3, Proposition 1, as well as Algorithms 2–4 are novel, and have not been previously published.

Organization of the rest of the paper. Section II formulates the LQG control and sensing co-design problems considered in this paper. Section III presents a separation principle and provides scalable, near-optimal algorithms for the co-design problems. Section IV characterizes the running time and approximation performance of the proposed algorithms, and establishes connections between their suboptimality bounds and control-theoretic quantities. Section V presents two practical examples of co-design problems and provides a numerical analysis of the proposed algorithms. Section VI concludes the paper. All proofs are given in the Appendix.

Notation. Lowercase letters denote vectors and scalars (e.g., v), and uppercase letters denote matrices (e.g., M). We use calligraphic fonts to denote sets (e.g., \mathcal{S}). The identity matrix of size n is denoted with \mathbf{I}_n (the dimension index is omitted when it is clear from the context). For a matrix M and a vector v of appropriate dimension, we define $\|v\|_M^2 \triangleq v^\top M v$. For matrices M_1, M_2, \dots, M_k , we let $\text{diag}(M_1, M_2, \dots, M_k)$ be the block diagonal matrix with diagonal blocks M_1, M_2, \dots, M_k .

II. LQG CONTROL AND SENSING CO-DESIGN: PROBLEM STATEMENT

In this section we formalize the LQG control and sensing co-design problem considered in this paper. In particular, we present two “dual” statements of the co-design problem: the *sensing-constrained LQG control*, where the design maximizes the control performance subject to sensing constraints, and the *minimum-sensing LQG control*, where the design minimizes sensing subject to performance constraints.

A. System, sensors, and control policies

We start by introducing the notions of *system*, *sensors*, and *control policies*. These notions are standard, except that only a subset of sensors is actually used to observe the system’s state (these are referred to as “active” sensors in Definition 1), and that we associate a cost to each sensor (Definition 2).

a) System: We consider a standard discrete-time (possibly time-varying) linear system with additive Gaussian noise:

$$x_{t+1} = A_t x_t + B_t u_t + w_t, \quad t = 1, 2, \dots, T, \quad (1)$$

where $x_t \in \mathbb{R}^n$ represents the state of the system at time t , $u_t \in \mathbb{R}^{m_t}$ represents the control action, w_t represents the process noise, A_t and B_t are matrices of suitable dimensions, and T is a finite horizon. In addition, we consider the system’s initial condition x_1 to be a Gaussian random variable with covariance $\Sigma_{1|0}$, and w_t to be a Gaussian random variable with mean zero and covariance W_t , such that w_t is independent of x_1 and $w_{t'}$ for all $t' = 1, 2, \dots, T$, $t' \neq t$.

b) Sensors: We consider the case in which we have a (potentially large) set of available sensors, which can take noisy linear observations of the system’s state. In particular, let \mathcal{V} be a set of indices such that each index $i \in \mathcal{V}$ uniquely

identifies a sensor that can be used to observe the state of the system. We consider sensors of the form

$$y_{i,t} = C_{i,t} x_t + v_{i,t}, \quad i \in \mathcal{V}, \quad (2)$$

where $y_{i,t} \in \mathbb{R}^{p_{i,t}}$ represents the measurement of sensor i at time t , $C_{i,t}$ is a sensing matrix of suitable dimension, and $v_{i,t}$ represents the measurement noise of sensor i . We assume $v_{i,t}$ to be a Gaussian random variable with mean zero and positive definite covariance $V_{i,t}$, such that $v_{i,t}$ is independent of x_1 , and of $w_{t'}$ for any $t' \neq t$, and independent of $v_{i',t'}$ for all $t' \neq t$, and any $i' \in \mathcal{V}$, $i' \neq i$.

In this paper we are interested in the case in which we cannot use all the available sensors and, as a result, we need to select a convenient subset of sensors in the set \mathcal{V} to meet given specifications on the control performance (formalized in Problem 1 and Problem 2 below).

Definition 1 (Active sensor set and measurement model).

Given a set of available sensors \mathcal{V} , we say that $\mathcal{S} \subseteq \mathcal{V}$ is an active sensor set if we can observe the measurements from each sensor $i \in \mathcal{S}$ for all $t = 1, 2, \dots, T$. Given an active sensor set $\mathcal{S} = \{i_1, i_2, \dots, i_{|\mathcal{S}|}\}$, we define the following quantities

$$\begin{aligned} y_t(\mathcal{S}) &\triangleq [y_{i_1,t}^\top, y_{i_2,t}^\top, \dots, y_{i_{|\mathcal{S}|},t}^\top]^\top, \\ C_t(\mathcal{S}) &\triangleq [C_{i_1,t}^\top, C_{i_2,t}^\top, \dots, C_{i_{|\mathcal{S}|},t}^\top]^\top, \\ V_t(\mathcal{S}) &\triangleq \text{diag}(V_{i_1,t}, V_{i_2,t}, \dots, V_{i_{|\mathcal{S}|},t}), \end{aligned} \quad (3)$$

which lead to the definition of the measurement model:

$$y_t(\mathcal{S}) = C_t(\mathcal{S}) x_t + v_t(\mathcal{S}), \quad (4)$$

where $v_t(\mathcal{S})$ is a zero-mean Gaussian noise with covariance $V_t(\mathcal{S})$. Despite the availability of a possibly large set of sensors \mathcal{V} , our observer will only have access to the measurements produced by the active sensors.

In this paper we focus on the case where each sensor in the set of available sensors \mathcal{V} is associated with a (possibly different) cost, which captures, for instance, the sensor’s monetary cost, its power consumption, or its bandwidth utilization.

Definition 2 (Cost of sensor and cost of active sensor set).

Given a set of available sensors \mathcal{V} , we denote the cost of sensor $i \in \mathcal{V}$ by $c(i) \geq 0$. Moreover, we denote the cost of an active sensor set $\mathcal{S} \subseteq \mathcal{V}$ by $c(\mathcal{S})$ and set it equal to the sum of the sensor costs $c(i)$ for all active sensors $i \in \mathcal{S}$:

$$c(\mathcal{S}) \triangleq \sum_{i \in \mathcal{S}} c(i). \quad (5)$$

The following paragraph formalizes how the choice of the active sensors affects the control policies.

c) Control policies: We consider control policies u_t for all $t = 1, 2, \dots, T$ that are only informed by the measurements collected by the active sensors:

$$u_t = u_t(\mathcal{S}) = u_t(y_1(\mathcal{S}), y_2(\mathcal{S}), \dots, y_t(\mathcal{S})), \quad t = 1, 2, \dots, T.$$

Such policies are called *admissible*.

B. LQG co-design problems

The LQG co-design problem considered in this paper consists in the joint design of sensing, estimation, and control strategies to meet given design specifications. We consider two different types of specifications that lead to two co-design problems, named *sensing-constrained LQG control* (Problem 1) and *minimum-sensing LQG control* (Problem 2).

Problem 1 (Sensing-constrained LQG control). *Given a system, a set of available sensors \mathcal{V} , and a sensor budget $b \geq 0$, find a sensor set $\mathcal{S} \subseteq \mathcal{V}$ to be active across all times $t = 1, 2, \dots, T$, with cost $c(\mathcal{S})$ at most b , and an admissible control policy $u_{1:T}(\mathcal{S}) \triangleq \{u_1(\mathcal{S}), u_2(\mathcal{S}), \dots, u_T(\mathcal{S})\}$ to minimize the LQG cost function, that is:*

$$\min_{\substack{\mathcal{S} \subseteq \mathcal{V}, \\ u_{1:T}(\mathcal{S})}} \sum_{t=1}^T \mathbb{E} [\|x_{t+1}(\mathcal{S})\|_{Q_t}^2 + \|u_t(\mathcal{S})\|_{R_t}^2], \quad \text{s.t. } c(\mathcal{S}) \leq b, \quad (6)$$

where the state-cost matrices Q_1, Q_2, \dots, Q_T are positive semi-definite, the control-cost matrices R_1, R_2, \dots, R_T are positive definite, and the expectation is taken with respect to the initial condition x_1 , the process noises w_1, w_2, \dots, w_T , and the measurement noises $v_1(\mathcal{S}), v_2(\mathcal{S}), \dots, v_T(\mathcal{S})$.

The sensing-constrained LQG control Problem 1 models the practical case in which one cannot use all the available sensors due to power, cost, or bandwidth constraints, and needs to compute a suitable set of active sensors and controls that maximize LQG performance. Note that if the budget constraint is relaxed, all sensors are active (no penalty is incurred in using all sensors) and Problem 1 reduces to standard LQG control.

While Problem 1 imposes constraints on the maximum amount of sensing, the following “dual” problem formulation imposes a constraint on the desired LQG performance.

Problem 2 (Minimum-sensing LQG control). *Given a system, a set of available sensors \mathcal{V} , and an upper bound $\kappa > 0$ for the LQG cost, find a minimum-cost sensor set $\mathcal{S} \subseteq \mathcal{V}$ to be active across all times $t = 1, 2, \dots, T$ and an admissible control policy $u_{1:T}(\mathcal{S}) \triangleq \{u_1(\mathcal{S}), u_2(\mathcal{S}), \dots, u_T(\mathcal{S})\}$ such that the LQG cost is at most κ :*

$$\min_{\substack{\mathcal{S} \subseteq \mathcal{V}, \\ u_{1:T}(\mathcal{S})}} c(\mathcal{S}), \quad \text{s.t. } \sum_{t=1}^T \mathbb{E} [\|x_{t+1}(\mathcal{S})\|_{Q_t}^2 + \|u_t(\mathcal{S})\|_{R_t}^2] \leq \kappa, \quad (7)$$

where the state-cost matrices Q_1, Q_2, \dots, Q_T are positive semi-definite, the control-cost matrices R_1, R_2, \dots, R_T are positive definite, and the expectation is taken with respect to the initial condition x_1 , the process noises w_1, w_2, \dots, w_T , and the measurement noises $v_1(\mathcal{S}), v_2(\mathcal{S}), \dots, v_T(\mathcal{S})$.

The minimum-sensing LQG control Problem 2 models the practical case in which one wants to design a system that guarantees a desired level of performance, while incurring in the smallest sensing cost (again the cost can be monetary or connected to the use of limited resources).

Remark 1 (Case of uniform-cost sensors). *When all sensors $i \in \mathcal{V}$ have the same cost, say $c(i) = \bar{c} > 0$, the sensor budget constraint can be rewritten as a cardinality constraint, since:*

$$c(\mathcal{S}) \leq b \Leftrightarrow \sum_{i \in \mathcal{S}} c(i) \leq b \Leftrightarrow |\mathcal{S}| \bar{c} \leq b \Leftrightarrow |\mathcal{S}| \leq \frac{b}{\bar{c}}, \quad (8)$$

which bounds the cardinality of the set of active sensors. Similarly, under the uniform-cost assumption, the objective of Problem 2 becomes the minimal cardinality objective $|\mathcal{S}|$.

Problem 1 and Problem 2 generalize the imperfect state-information LQG control problem from the case where all sensors in the set of available sensors \mathcal{V} are active, and only optimal control policies are to be found [1, Chapter 5], to the case where only a few sensors in \mathcal{V} can be active, and both optimal sensors and control policies are to be found, jointly.

While we noticed that admissible control policies depend on the active sensor set \mathcal{S} , it is worth noticing that this in turn implies that the state evolution will also depend on \mathcal{S} , per the system’s dynamics eq. (1); for this reason we write $x_{t+1}(\mathcal{S})$ in eqs. (6) and (7). Thereby, the intertwining between control and sensing calls for a joint design strategy and, as a result, in the following section we focus on the design of a jointly optimal control and sensing solution to Problem 1 and Problem 2.

III. CO-DESIGN PRINCIPLES AND EFFICIENT ALGORITHMS

In this section we first present a separation principle that decouples sensing, estimation, and control, and allows designing them in cascade (Section III-A). We then present scalable algorithms for the sensing and control design in both Problem 1 (Section III-B) and Problem 2 (Section III-C). Theoretical guarantees bounding the suboptimality gap of the proposed algorithms are given in Section IV.

A. Separability of optimal sensing and control design

We characterize the jointly optimal control and sensing solutions for Problem 1 and Problem 2, and prove they can be found in two separate steps, where first the sensing design is computed, and second the control design is found (Theorem 1).

Theorem 1 (Separability of optimal sensing and control design). *For any active sensor set $\mathcal{S} \subseteq \mathcal{V}$, let $\hat{x}_t(\mathcal{S})$ be the Kalman estimator of the state x_t , i.e., $\hat{x}_t(\mathcal{S}) \triangleq \mathbb{E}[x_t | y_1(\mathcal{S}), y_2(\mathcal{S}), \dots, y_t(\mathcal{S})]$, and $\Sigma_{t|t}(\mathcal{S})$ be $\hat{x}_t(\mathcal{S})$ ’s error covariance, i.e., $\Sigma_{t|t}(\mathcal{S}) \triangleq \mathbb{E}[(\hat{x}_t(\mathcal{S}) - x_t)(\hat{x}_t(\mathcal{S}) - x_t)^T] [1, \text{Appendix E}]$. In addition, let the matrices Θ_t and K_t be the solution of the following backward Riccati recursion*

$$\begin{aligned} S_t &= Q_t + N_{t+1}, \\ N_t &= A_t^T (S_t^{-1} + B_t R_t^{-1} B_t^T)^{-1} A_t, \\ M_t &= B_t^T S_t B_t + R_t, \\ K_t &= -M_t^{-1} B_t^T S_t A_t, \\ \Theta_t &= K_t^T M_t K_t, \end{aligned} \quad (9)$$

with boundary condition $N_{T+1} = 0$ (notably, all matrices in eq. (9) are independent of the active sensor set \mathcal{S}).

1) (Separability in Problem 1) *Let the sensor set \mathcal{S}^* and the controllers $u_1^*, u_2^*, \dots, u_T^*$ be a solution to the*

Algorithm 1 Joint Sensing and Control design for Problem 1.

Input: Time horizon T , available sensor set \mathcal{V} , sensor selection budget b , covariance $\Sigma_{1|0}$ of initial condition x_1 ; for all $t = 1, 2, \dots, T$, system matrix A_t , input matrix B_t , process noise covariance W_t , and LQG cost matrices Q_t and R_t ; for all sensors $i \in \mathcal{V}$, measurement matrix $C_{i,t}$, measurement noise covariance $V_{i,t}$, and sensor cost $c(i)$.

Output: Active sensors $\hat{\mathcal{S}}$, and controls $\hat{u}_1, \hat{u}_2, \dots, \hat{u}_T$.

- 1: Compute the matrices $\Theta_1, \Theta_2, \dots, \Theta_T$ using the backward Riccati recursion in eq. (9).
- 2: Return the sensor set $\hat{\mathcal{S}}$ as the sensor set returned by Algorithm 2, which finds a (possibly approximate) solution to the optimization problem in eq. (10);
- 3: Compute the matrices K_1, K_2, \dots, K_T using the backward Riccati recursion in eq. (9).
- 4: At time $t = 1, 2, \dots, T$, compute the Kalman estimate of the state x_t , i.e., the estimate:

$$\hat{x}_t \triangleq \mathbb{E}[x_t | y_1(\hat{\mathcal{S}}), y_2(\hat{\mathcal{S}}), \dots, y_t(\hat{\mathcal{S}})];$$

- 5: At time $t = 1, 2, \dots, T$, return the control $\hat{u}_t = K_t \hat{x}_t$.

sensing-constrained LQG Problem 1. Then, \mathcal{S}^ and $u_1^*, u_2^*, \dots, u_T^*$ can be computed in cascade as follows:*

$$\mathcal{S}^* \in \arg \min_{\mathcal{S} \subseteq \mathcal{V}} \sum_{t=1}^T \text{tr}[\Theta_t \Sigma_{t|t}(\mathcal{S})], \text{ s.t. } c(\mathcal{S}) \leq b, \quad (10)$$

$$u_t^* = K_t \hat{x}_t(\mathcal{S}^*), \quad t = 1, \dots, T. \quad (11)$$

- 2) (Separability in Problem 2) *Let the sensor set \mathcal{S}^* and the controllers $u_1^*, u_2^*, \dots, u_T^*$ be a solution to the minimum-sensing LQG Problem 2. Moreover, define the constant $\bar{\kappa} \triangleq \kappa - \text{tr}(\Sigma_{1|0} N_1) - \sum_{t=1}^T \text{tr}(W_t S_t)$. Then, \mathcal{S}^* and $u_1^*, u_2^*, \dots, u_T^*$ can be computed in cascade as follows:*

$$\mathcal{S}^* \in \arg \min_{\mathcal{S} \subseteq \mathcal{V}} c(\mathcal{S}), \text{ s.t. } \sum_{t=1}^T \text{tr}[\Theta_t \Sigma_{t|t}(\mathcal{S})] \leq \bar{\kappa}, \quad (12)$$

$$u_t^* = K_t \hat{x}_t(\mathcal{S}^*), \quad t = 1, \dots, T. \quad (13)$$

Remark 2 (Certainty equivalence principle). *The control gain matrices K_1, K_2, \dots, K_T are the same as the ones that make the controllers $(K_1 x_1, K_1 x_2, \dots, K_T x_T)$ optimal for the perfect state-information version of Problem 1, where the state x_t is known to the controllers [1, Chapter 4].*

Theorem 1 decouples the design of the sensing from the controller design. In particular, it suggests that once an optimal sensor set \mathcal{S}^* is found, then the optimal controllers are equal to $K_t \hat{x}_t(\mathcal{S}^*)$, which correspond to the standard LQG control policy. This should not come as a surprise, since for a given sensing strategy, Problem 1 reduces to standard LQG control. Moreover, for a given sensor set, Problem 2 becomes a feasibility problem and, as a result, admits multiple controls that satisfy the LQG cost bound; one such set of controls are the control actions computed in eq. (13), since they minimize the LQG cost and, hence, they also belong to Problem 2's feasible set whenever Problem 2 admits a solution.

Algorithm 2 Sensing design for Problem 1.

Input: Time horizon T , available sensor set \mathcal{V} , sensor selection budget b , covariance $\Sigma_{1|0}$ of initial condition x_1 , and for all $t = 1, 2, \dots, T$ and any sensor $i \in \mathcal{V}$, matrix Θ_t , process noise covariance W_t , measurement matrix $C_{i,t}$, measurement noise covariance $V_{i,t}$, and sensor cost $c(i)$.

Output: Sensor set $\hat{\mathcal{S}}$.

- 1: $\hat{\mathcal{S}}_1 \leftarrow \arg \min_{i \in \mathcal{V}, c(i) \leq b} \sum_{t=1}^T \text{tr}[\Theta_t \Sigma_{t|t}(\{i\})]$;
- 2: $\hat{\mathcal{S}}_2 \leftarrow \emptyset$; $\mathcal{V}' \leftarrow \mathcal{V}$;
- 3: **while** $\mathcal{V}' \neq \emptyset$ and $c(\hat{\mathcal{S}}_2) \leq b$ **do**
- 4: **for all** $a \in \mathcal{V}'$ **do**
- 5: $\hat{\mathcal{S}}_{2,\alpha} \leftarrow \hat{\mathcal{S}}_2 \cup \{a\}$; $\Sigma_{1|0}(\hat{\mathcal{S}}_{2,\alpha}) \leftarrow \Sigma_{1|0}$;
- 6: **for all** $t = 1, \dots, T$ **do**
- 7: $\Sigma_{t|t}(\hat{\mathcal{S}}_{2,\alpha}) \leftarrow$
- 8: $[\Sigma_{t|t-1}(\hat{\mathcal{S}}_{2,\alpha})^{-1} + C_t(\hat{\mathcal{S}}_{2,\alpha})^\top V_t(\hat{\mathcal{S}}_{2,\alpha})^{-1} C_t(\hat{\mathcal{S}}_{2,\alpha})]^{-1}$;
- 9: $\Sigma_{t+1|t}(\hat{\mathcal{S}}_{2,\alpha}) \leftarrow A_t \Sigma_{t|t}(\hat{\mathcal{S}}_{2,\alpha}) A_t^\top + W_t$;
- 10: **end for**
- 11: $\text{gain}_a \leftarrow \sum_{t=1}^T \text{tr}\{\Theta_t [\Sigma_{t|t}(\hat{\mathcal{S}}_2) - \Sigma_{t|t}(\hat{\mathcal{S}}_{2,\alpha})]\}$;
- 12: **end for**
- 13: $s \leftarrow \arg \max_{a \in \mathcal{V}'} [\text{gain}_a / c(a)]$;
- 14: $\hat{\mathcal{S}}_2 \leftarrow \hat{\mathcal{S}}_2 \cup \{s\}$;
- 15: $\mathcal{V}' \leftarrow \mathcal{V}' \setminus \{s\}$;
- 16: **end while**
- 17: **if** $c(\hat{\mathcal{S}}_2) > b$ **then**
- 18: $\hat{\mathcal{S}}_2 \leftarrow \hat{\mathcal{S}}_2 \setminus \{s\}$;
- 19: **end if**
- 20: $\hat{\mathcal{S}} \leftarrow \arg \min_{\mathcal{S} \in \{\hat{\mathcal{S}}_1, \hat{\mathcal{S}}_2\}} \sum_{t=1}^T \text{tr}[\Theta_t \Sigma_{t|t}(\mathcal{S})]$.

We conclude the section with a remark providing an intuitive interpretation of the sensor design steps in eqs. (10) and (12) for Problem 1 and Problem 2, respectively.

Remark 3 (Control-aware sensor design). *In order to provide insight on the function $\sum_{t=1}^T \text{tr}[\Theta_t \Sigma_{t|t}(\mathcal{S})]$ appearing in in eqs. (10) and (12), we rewrite it as:*

$$\begin{aligned} \sum_{t=1}^T \text{tr}[\Theta_t \Sigma_{t|t}(\mathcal{S})] &= \sum_{t=1}^T \mathbb{E} \left(\text{tr} \{ [x_t - \hat{x}_t(\mathcal{S})]^\top \Theta_t [x_t - \hat{x}_t(\mathcal{S})] \} \right) \\ &= \sum_{t=1}^T \mathbb{E} \left(\|K_t x_t - K_t \hat{x}_t(\mathcal{S})\|_{M_t}^2 \right), \end{aligned} \quad (14)$$

where in the first line we used the fact that $\Sigma_{t|t}(\mathcal{S}) = \mathbb{E}[(x_t - \hat{x}_t(\mathcal{S}))(x_t - \hat{x}_t(\mathcal{S}))^\top]$, and in the second line we substituted the definition of $\Theta_t = K_t^\top M_t K_t$ from eq. (9).

From eq. (14), it is clear that each term $\text{tr}[\Theta_t \Sigma_{t|t}(\mathcal{S})]$ captures the expected mismatch between the imperfect state-information controller $u_t(\mathcal{S}) = K_t \hat{x}_t(\mathcal{S})$ (which is only aware of the measurements from the active sensors) and the perfect state-information controller $K_t x_t$. This is an important distinction from the existing sensor selection literature. In particular, while standard sensor selection attempts to minimize

the estimation covariance, for instance by minimizing

$$\sum_{t=1}^T \text{tr}[\Sigma_t | \mathcal{S}] \triangleq \sum_{t=1}^T \mathbb{E}(\|x_t - \hat{x}_t(\mathcal{S})\|_2^2), \quad (15)$$

the proposed LQG cost formulation selectively minimizes the estimation error focusing on the states that are most informative for control purposes. For instance, the contribution to the total control mismatch in eq. (14) of all $x_t - \hat{x}_t(\mathcal{S})$ in the null space of K_t is zero; accordingly, the proposed sensor design approach has no incentive in activating sensors to observe states which are irrelevant for control purposes. Overall, the importance of a state for control purposes is indeed captured by the weighting matrix Θ_t . Hence, in contrast to minimizing the cost function in eq. (15), minimizing the cost function in eq. (14) results in a control-aware sensing design.

B. Scalable near-optimal co-design algorithms for sensing-constrained LQG control (Problem 1)

This section proposes a practical algorithm for the sensing-constrained LQG control Problem 1. The pseudo-code of the algorithm is presented in Algorithm 1. Algorithm 1 follows the result of Theorem 1 and jointly designs sensing and control by first computing an active sensor set (Algorithm 1's lines 1-2) and then computing a control policy (Algorithm 1's lines 3-5). We discuss each step of the design below.

Near-optimal sensing design for Problem 1. Theorem 1 implies that an optimal sensor design for Problem 1 can be computed by solving the optimization problem in eq. (10). To this end, Algorithm 1 (line 1) first computes the matrices $\Theta_1, \Theta_2, \dots, \Theta_T$, which appear in the objective function of the optimization problem in eq. (10) and, as result, they are necessary for its evaluation. Next, since the optimization problem in eq. (10) is combinatorial in nature, because it requires to select a subset of sensors out of all the available sensors in \mathcal{V} that has sensor cost at most b and induces the smallest LQG cost, Algorithm 1's line 2 proposes a greedy algorithm, whose pseudo-code is given in Algorithm 2, to compute a (possibly approximate) solution to the problem in eq. (10). Our interest towards Algorithm 2 is motivated by that it is scalable and provably close to the solution of the problem in eq. (10) (in Section IV we quantify its running time and provide sub-optimality bounds for its performance).

The steps that Algorithm 2 follows to compute a (possibly approximate) solution to the problem in eq. (10) are as follows: first, Algorithm 2 creates two candidate active sensor sets $\hat{\mathcal{S}}_1$ and $\hat{\mathcal{S}}_2$ (lines 1-2), of which only one will be selected as the (possibly approximate) solution to the problem in eq. (10) (line 20). In more detail, Algorithm 2's line 1 lets the set $\hat{\mathcal{S}}_1$ be composed of a single sensor, namely the sensor $i \in \mathcal{V}$ that achieves the smallest value of the objective function in eq. (10) and having cost not exceeding the sensor selection budget ($c(i) \leq b$). Then, Algorithm 2's line 2 initializes the candidate active sensor set $\hat{\mathcal{S}}_2$ with the empty set, and after the construction of the set $\hat{\mathcal{S}}_2$ in Algorithm 2's lines 3–19 (which are explained below), Algorithm 2's line 20 computes which of

Algorithm 3 Joint Sensing and Control design for Problem 2.

Input: Time horizon T , available sensor set \mathcal{V} , LQG-cost bound κ , covariance $\Sigma_{1|0}$ of initial condition x_1 ; for all $t = 1, 2, \dots, T$, system matrix A_t , input matrix B_t , LQG cost matrices Q_t and R_t , process noise covariance W_t ; and for all sensors $i \in \mathcal{V}$, measurement matrix $C_{i,t}$, measurement noise covariance $V_{i,t}$, and sensor cost $c(i)$.

Output: Active sensors $\hat{\mathcal{S}}$, and controls $\hat{u}_1, \hat{u}_2, \dots, \hat{u}_T$.

- 1: Compute the matrices $\Theta_1, \Theta_2, \dots, \Theta_T$ using the backward Riccati recursion in eq. (9).
- 2: Return the sensor set $\hat{\mathcal{S}}$ as the sensor set returned by Algorithm 4, which finds a (possibly approximate) solution to the optimization problem in eq. (7) ;
- 3: Compute the matrices K_1, K_2, \dots, K_T using the backward Riccati recursion in eq. (9).
- 4: At time $t = 1, 2, \dots, T$, compute the Kalman estimate of the state x_t , i.e., the estimate:

$$\hat{x}_t \triangleq \mathbb{E}[x_t | y_1(\hat{\mathcal{S}}), y_2(\hat{\mathcal{S}}), \dots, y_t(\hat{\mathcal{S}})];$$

- 5: At time $t = 1, 2, \dots, T$, return the control $\hat{u}_t = K_t \hat{x}_t$.

the two sets $\hat{\mathcal{S}}_1$ and $\hat{\mathcal{S}}_2$ achieves the smallest value for the objective function in eq. (10), and returns this set as the (possibly approximate) solution to the optimization problem in eq. (10).

Lines 3–19 in Algorithm 2 populate the set $\hat{\mathcal{S}}_2$ as follows: at each iteration of the “while loop” (lines 3-16) a sensor is greedily added to the set $\hat{\mathcal{S}}_2$, as long as $\hat{\mathcal{S}}_2$'s sensor cost does not exceed the sensor selection budget b . In particular, for each available sensor (the set \mathcal{V}' contains the available sensors, excluding the ones already included in $\hat{\mathcal{S}}_2$), the “for loop” (lines 4-12) computes first the estimation covariance resulting by adding the sensor to $\hat{\mathcal{S}}_2$, and second the corresponding marginal gain in the objective function in eq. (10) (line 11). Then, the sensor that induces the largest sensor-cost-normalized marginal gain is selected (line 13), and it is added to the current set $\hat{\mathcal{S}}_2$ (line 14). Finally, the “if” statement (lines 17-19) ensures that the constructed set $\hat{\mathcal{S}}_2$ has sensor cost at most b , by possibly removing the sensor that was added in $\hat{\mathcal{S}}_2$ during the last iteration of the “while” loop in lines 3-16.

Control design for Problem 1. Theorem 1 implies that given an active sensor set, the controls for Problem 1 can be computed according to the eq. (11). To this end, Algorithm 1 first computes the matrices K_1, K_2, \dots, K_T (line 3), and then, at each time $t = 1, 2, \dots, T$, the Kalman estimate of the current state x_t (line 4), and the corresponding control (line 5).

C. Scalable near-optimal co-design algorithms for minimum-sensing LQG control (Problem 2)

This section proposes a practical algorithm for the minimum-sensing LQG control Problem 2. The pseudo-code of the algorithm is presented in Algorithm 3. Algorithm 3 follows the result of Theorem 1 and jointly designs sensing and control by first computing an active sensor set (Algorithm 3's lines 1-2) and then computing a control policy (Algorithm 3's lines 2-5). We discuss the first step (sensor design) in the rest

of this section, while the second step (control design) is as in Algorithm 1's line 2, and is explained in Section III-B.

Near-optimal sensing design for Problem 2. Theorem 1 implies that an optimal sensor design for Problem 2 can be computed by solving the optimization problem in eq. (12). To this end, similarly to Algorithm 1's line 1, Algorithm 3's line 1 computes the matrices $\Theta_1, \Theta_2, \dots, \Theta_T$, which are necessary for the evaluation of the cost function appearing in eq. (12). Next, Algorithm 3's line 2 calls Algorithm 4 to find a (possibly approximate) solution to the optimization problem in eq. (12). Analogously to the previous section, Algorithm 4 is a greedy algorithm that returns a near-optimal solution for the problem in eq. (12). The running time and the sub-optimality bounds of the algorithm are analyzed in Section IV.

Algorithm 4 finds a (possibly approximate) solution to the optimization problem in eq. (12) as follows: first, Algorithm 4 defines the constant $\bar{\kappa}$ (line 1), appearing in the definition of the optimization problem in eq. (12), and then initializes the sensor set $\hat{\mathcal{S}}$ with the empty set (line 2). Afterwards, Algorithm 4 populates $\hat{\mathcal{S}}$ in lines 3–16 using the following steps: at each iteration of the “while loop” (lines 3–16) a sensor is greedily added to the set $\hat{\mathcal{S}}$, as long as Problem 2's LQG-cost bound κ has not been met, which eq. (12) guarantees to be equivalent to checking whether the second condition in Algorithm 4's line 3 holds. In particular, for each sensor in \mathcal{V}' (set of available sensors, excluding the ones already included in $\hat{\mathcal{S}}$) the “for loop” (lines 4–12) computes first the estimation covariance resulting by adding the sensor to $\hat{\mathcal{S}}$, and then the corresponding marginal gain in the objective function in eq. (10) (line 11). Then, the sensor that induces the largest sensor-cost-normalized marginal gain is selected (line 13), and added to the current candidate active set $\hat{\mathcal{S}}$ (line 14). Finally, the added sensor s is removed from \mathcal{V}' (line 15).

In the following section we characterize the approximation and running-time performance of Algorithm 1 and Algorithm 3 for Problem 1 and Problem 2, respectively.

IV. PERFORMANCE GUARANTEES FOR LQG CO-DESIGN

We prove that Algorithm 1 and Algorithm 3 are the first scalable algorithms for the joint sensing and control design Problem 1 and Problem 2, respectively, and that they achieve an objective value that is close to the optimal. We start by introducing the notion of supermodularity ratio (Section IV-A), which will enable to bound the sub-optimality gap of Algorithm 1 (Section IV-B) and Algorithm 3 (Section III-C). We then establish connections between the supermodularity ratio and control-theoretic quantities (Section IV-D).

A. Supermodularity ratio of monotone functions

This section introduces the notion of *supermodularity ratio* of a monotone set function (Definition 5). We start by defining the notions of monotonicity (Definition 3) and of supermodularity (Definition 4).

Definition 3 (Monotonicity). Consider any finite set \mathcal{V} . The set function $f : 2^{\mathcal{V}} \mapsto \mathbb{R}$ is non-increasing if and only if for any sets $\mathcal{A} \subseteq \mathcal{B} \subseteq \mathcal{V}$, it holds $f(\mathcal{A}) \geq f(\mathcal{B})$.

Algorithm 4 Sensing design for Problem 2.

Input: Time horizon T , available sensor set \mathcal{V} , LQG performance bound κ , covariance $\Sigma_{1|0}$ of initial condition x_1 , and for all $t = 1, 2, \dots, T$ and any sensor $i \in \mathcal{V}$, matrix Θ_t , process noise covariance W_t , measurement matrix $C_{i,t}$, measurement noise covariance $V_{i,t}$, and sensor cost $c(i)$.

Output: Sensor set $\hat{\mathcal{S}}$.

```

1:  $\bar{\kappa} \leftarrow \kappa - \text{tr}(\Sigma_{1|0}N_1) - \sum_{t=1}^T \text{tr}(W_t S_t)$ 
2:  $\hat{\mathcal{S}} \leftarrow \emptyset$ ;  $\mathcal{V}' \leftarrow \mathcal{V}$ ;
3: while  $\mathcal{V}' \neq \emptyset$  and  $\sum_{t=1}^T \text{tr}[\Theta_t \Sigma_{t|t}(\hat{\mathcal{S}})] > \bar{\kappa}$  do
4:   for all  $a \in \mathcal{V}'$  do
5:      $\hat{\mathcal{S}}_a \leftarrow \hat{\mathcal{S}} \cup \{a\}$ ;  $\Sigma_{1|0}(\hat{\mathcal{S}}_a) \leftarrow \Sigma_{1|0}$ ;
6:     for all  $t = 1, \dots, T$  do
7:        $\Sigma_{t|t}(\hat{\mathcal{S}}_a) \leftarrow$ 
8:          $[\Sigma_{t|t-1}(\hat{\mathcal{S}}_a)^{-1} + C_t(\hat{\mathcal{S}}_a)^T V_t(\hat{\mathcal{S}}_a)^{-1} C_t(\hat{\mathcal{S}}_a)]^{-1}$ ;
9:        $\Sigma_{t+1|t}(\hat{\mathcal{S}}_a) \leftarrow A_t \Sigma_{t|t}(\hat{\mathcal{S}}_a) A_t^T + W_t$ ;
10:    end for
11:     $\text{gain}_a \leftarrow \sum_{t=1}^T \text{tr}\{\Theta_t[\Sigma_{t|t}(\hat{\mathcal{S}}) - \Sigma_{t|t}(\hat{\mathcal{S}}_a)]\}$ ;
12:  end for
13:   $s \leftarrow \arg \max_{a \in \mathcal{V}'} [\text{gain}_a / c(a)]$ ;
14:   $\hat{\mathcal{S}} \leftarrow \hat{\mathcal{S}} \cup \{s\}$ ;
15:   $\mathcal{V}' \leftarrow \mathcal{V}' \setminus \{s\}$ ;
16: end while
```

Definition 4 (Supermodularity [31, Proposition 2.1]). Consider any finite set \mathcal{V} . The set function $f : 2^{\mathcal{V}} \mapsto \mathbb{R}$ is supermodular if and only if for any sets $\mathcal{A} \subseteq \mathcal{B} \subseteq \mathcal{V}$, and any element $v \in \mathcal{V}$, it holds $f(\mathcal{A}) - f(\mathcal{A} \cup \{v\}) \geq f(\mathcal{B}) - f(\mathcal{B} \cup \{v\})$.

In words, a set function f is supermodular if and only if it satisfies the following diminishing returns property: for any element $v \in \mathcal{V}$, the marginal drop $f(\mathcal{A}) - f(\mathcal{A} \cup \{v\})$ diminishes as the set \mathcal{A} grows; equivalently, for any $\mathcal{A} \subseteq \mathcal{V}$ and $v \in \mathcal{V}$, the drop $f(\mathcal{A}) - f(\mathcal{A} \cup \{v\})$ is non-increasing.

Definition 5 (Supermodularity ratio). Consider any finite set \mathcal{V} , and a non-increasing set function $f : 2^{\mathcal{V}} \mapsto \mathbb{R}$. We define the supermodularity ratio of f as

$$\gamma_f \triangleq \min_{\mathcal{A} \subseteq \mathcal{B} \subseteq \mathcal{V}, v \in \mathcal{V} \setminus \mathcal{B}} \frac{f(\mathcal{A}) - f(\mathcal{A} \cup \{v\})}{f(\mathcal{B}) - f(\mathcal{B} \cup \{v\})}.$$

In words, the supermodularity ratio of a monotone set function f measures how far f is from being supermodular. In particular, as per Definition 5 of the supermodularity ratio, the supermodularity ratio γ_f takes values in $[0, 1]$, and

- $\gamma_f = 1$ if and only if f is supermodular, since if $\gamma_f = 1$, then Definition 5 implies $f(\mathcal{A}) - f(\mathcal{A} \cup \{v\}) \geq f(\mathcal{B}) - f(\mathcal{B} \cup \{v\})$, i.e., the drop $f(\mathcal{A}) - f(\mathcal{A} \cup \{v\})$ is non-increasing as new elements are added in the set \mathcal{A} .
- $0 < \gamma_f < 1$ if and only if f is *approximately supermodular*, in the sense that if $\gamma_f < 1$, then Definition 5 implies $f(\mathcal{A}) - f(\mathcal{A} \cup \{v\}) \geq \gamma_f [f(\mathcal{B}) - f(\mathcal{B} \cup \{v\})]$, i.e., the drop $f(\mathcal{A}) - f(\mathcal{A} \cup \{v\})$ is approximately non-increasing as new elements are added in \mathcal{A} ; specifically, the ratio

γ_f captures how much one needs to discount the drop $f(\mathcal{B}) - f(\mathcal{B} \cup \{v\})$, such that $f(\mathcal{A}) - f(\mathcal{A} \cup \{v\})$ remains greater than, or equal to, $f(\mathcal{B}) - f(\mathcal{B} \cup \{v\})$.

We next use the above supermodularity ratio notion to quantify the sub-optimality gap of Algorithm 1 and Algorithm 3.

B. Performance analysis for Algorithm 1

In this section we quantify Algorithm 1's running time and approximation performance (Theorem 2 below), using the notion of supermodularity ratio introduced in Section IV-A.

Theorem 2 (Performance of Algorithm 1). *For any active sensor set $\mathcal{S} \subseteq \mathcal{V}$, and any admissible control policies $u_{1:T}(\mathcal{S}) \triangleq \{u_1(\mathcal{S}), u_2(\mathcal{S}), \dots, u_T(\mathcal{S})\}$, let $h[\mathcal{S}, u_{1:T}(\mathcal{S})]$ be Problem 1's cost function, i.e.,*

$$h[\mathcal{S}, u_{1:T}(\mathcal{S})] \triangleq \sum_{t=1}^T \mathbb{E}(\|x_{t+1}(\mathcal{S})\|_{Q_t}^2 + \|u_t(\mathcal{S})\|_{R_t}^2).$$

Further define the following set-valued function and scalar:

$$g(\mathcal{S}) \triangleq \min_{u_{1:T}(\mathcal{S})} h[\mathcal{S}, u_{1:T}(\mathcal{S})], \quad (16)$$

$$g^* \triangleq \min_{\mathcal{S} \subseteq \mathcal{V}, u_{1:T}(\mathcal{S})} h[\mathcal{S}, u_{1:T}(\mathcal{S})], \quad \text{s.t. } c(\mathcal{S}) \leq b;$$

that is, given a sensor set $\mathcal{S} \subseteq \mathcal{V}$, $g(\mathcal{S})$ is the optimal value of $h[\mathcal{S}, u_{1:T}(\mathcal{S})]$ across all admissible control policies $u_{1:T}(\mathcal{S})$, and g^* is the optimal objective value of Problem 1.

The following results hold true:

- 1) (Approximation quality) Algorithm 1 returns an active sensor set $\hat{\mathcal{S}} \subseteq \mathcal{V}$ having cost $c(\hat{\mathcal{S}})$ at most b , and the corresponding admissible control policies $u_{1:T}(\hat{\mathcal{S}})$. The active sensors $\hat{\mathcal{S}}$ and controls $u_{1:T}(\hat{\mathcal{S}})$ are such that:

$$\frac{h[\emptyset, u_{1:T}(\emptyset)] - h[\hat{\mathcal{S}}, u_{1:T}(\hat{\mathcal{S}})]}{h[\emptyset, u_{1:T}(\emptyset)] - g^*} \geq \max \left[\frac{\gamma_g}{2} (1 - e^{-\gamma_g}), 1 - e^{-\gamma_g c(\hat{\mathcal{S}})/b} \right], \quad (17)$$

where γ_g is the supermodularity ratio of $g(\mathcal{S})$ in eq. (16).

- 2) (Running time) Algorithm 1 runs in $O(|\mathcal{V}|^2 T n^{2.4})$ time, where n is the system size in eq. (1).

Note that the term $h[\emptyset, u_{1:T}(\emptyset)] - h[\hat{\mathcal{S}}, u_{1:T}(\hat{\mathcal{S}})]$ quantifies the marginal gain of selecting the set $\hat{\mathcal{S}}$, and ineq. (17) guarantees that the marginal gain is sufficiently large compared to the optimal marginal gain $h[\emptyset, u_{1:T}(\emptyset)] - g^*$, in the sense that their ratio is lower bounded by the maximum between $\frac{\gamma_g}{2} (1 - e^{-\gamma_g})$ and $1 - e^{-\gamma_g c(\hat{\mathcal{S}})/b}$. We further comment on the bound in ineq. (17) in the following proposition and remarks.

Proposition 1 (Extension of the bound in ineq. (17) to sensor sets of any cost). *Consider the modified version of Algorithm 1 where Algorithm 2's "if" statement (lines 17-19) is removed. Then, Algorithm 1's approximation performance bound remains as in ineq. (17), even when Algorithm 1 returns a set $\hat{\mathcal{S}}$ of cost $c(\hat{\mathcal{S}})$ that exceeds Problem 1's budget b .*

Remark 4 (Comparison of bounds in ineq. (17)). *In Fig. 1 we plot Algorithm 1's approximation performance bounds in ineq. (17), namely the bound $\gamma_g/2 (1 - e^{-\gamma_g})$ (function $f_1(\gamma_g)$) in Fig. 1) and the bound $1 - e^{-\gamma_g c(\hat{\mathcal{S}})/b}$ (functions $f_2(\gamma_g)$,*

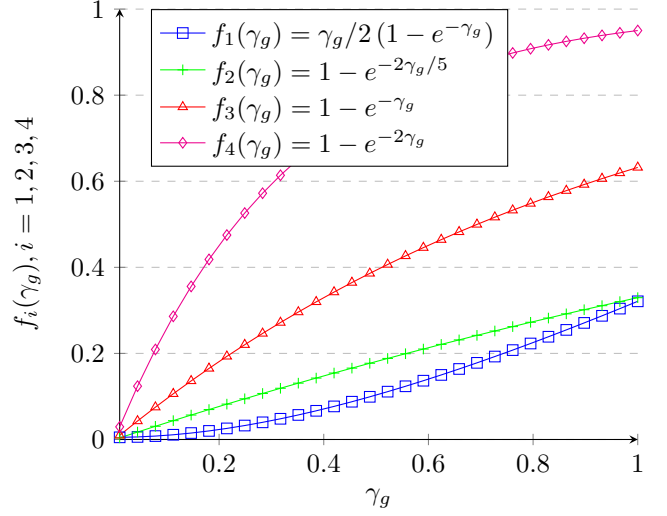


Fig. 1. Plot of $f_i(\gamma_g)$ ($i = 1, 2, 3, 4$) versus supermodularity ratio γ_g of a monotone supermodular function g . By Definition 5 of supermodularity ratio, γ_g takes values between 0 and 1. As γ_g increases from 0 to 1 then: $f_1(\gamma_g)$ increases from 0 to $1/2(1 - e^{-1}) \simeq 0.32$; $f_3(\gamma_g)$ increases from 0 to $1 - e^{-2/5} \simeq 0.32$; $f_2(\gamma_g)$ increases from 0 to $1 - e^{-1} \simeq 0.64$; $f_4(\gamma_g)$ increases from 0 to $1 - e^{-2} \simeq 0.87$.

$f_3(\gamma_g)$, and $f_4(\gamma_g)$ in Fig. 1, which correspond to $c(\hat{\mathcal{S}})/b$ equal to $2/5$, 1, and 2, respectively; we note that for the latter case where $c(\hat{\mathcal{S}})/b$ is equal to 2, we consider that Algorithm 1 has been modified per Proposition 1 to allow for active sensor sets with costs that exceed the selection budget b). We make two observations from Fig. 1: first, we observe that for ratio values $c(\hat{\mathcal{S}})/b > 2/5$, the bound $1 - e^{-\gamma_g c(\hat{\mathcal{S}})/b}$ in ineq. (17) dominates (i.e., is always larger—for all values of γ_g —than) the bound $\gamma_g/2 (1 - e^{-\gamma_g})$ (compare plot of $f_2(\gamma_g)$ against that of $f_1(\gamma_g)$). Also, we observe from Fig. 1 that as the cost ratio $c(\hat{\mathcal{S}})/b$ and the supermodularity ratio γ_g increase, the bound $1 - e^{-\gamma_g c(\hat{\mathcal{S}})/b}$ tends to 1 (see plot of $f_4(\gamma_g)$).

Remark 5 (Novelty of Algorithm 2 and of bound in ineq. (17)). *Algorithm 2 (used as a subroutine in Algorithm 1) is the first scalable algorithm with provable suboptimality guarantees for the minimization of a (possibly) approximately supermodular set function g , that is, a function g with supermodularity ratio γ_g (possibly) less than 1, subject to a heterogeneous-cost constraint. This generalizes existing algorithms for optimization with heterogeneous-cost constraints, which only focus on the special case of (exactly) supermodular functions (see, e.g., [28]), that is, functions g with supermodularity ratio γ_g (exactly) equal to 1.*

In addition, Algorithm 2 offers a tighter approximation performance bound for the optimization of (exactly) supermodular functions. Specifically, although the previous algorithms for the optimization of supermodular functions (see, e.g., [28]) have the same running time as Algorithm 2 and achieve the approximation performance bound $1/2 (1 - e^{-1})$, which is the same as Algorithm 2's performance bound $\gamma_g/2 (1 - e^{-\gamma_g})$ for $\gamma_g = 1$ (that is, for supermodular functions), Algorithm 2

also achieves the cost-dependent bound $1 - e^{-\gamma_g c(\hat{\mathcal{S}})/b}$, which for $\gamma_g = 1$ is superior to $1/2(1 - e^{-1})$ when the cost ratio $c(\hat{\mathcal{S}})/b$ is more than $2/5$ (Remark 4).

Theorem 2 guarantees that Algorithm 1 achieves an objective value for Problem 1 that is finitely close to optimal, whenever the supermodularity ratio γ_g is non-zero. In more detail, the extreme values of the bound in ineq. (17), as well as their interpretation with respect to Algorithm 1's approximation performance are as follows: the maximum value of the bounds in ineq. (17) is 1, which is achieved for supermodularity ratio $\gamma_g = 1$ and ratio $c(\hat{\mathcal{S}})/b \rightarrow +\infty$; as discussed in Proposition 1, the latter is possible when Algorithm 1 is modified to return an active sensor set with cost larger than b . On the other hand, when Algorithm 1 is not modified to return an active sensor set with cost larger than the budget b , and it always returns a sensor set with cost at most b , then the maximum value the bound in ineq. (17) can take is $1 - 1/e$ (for $\gamma_g = 1$ and $c(\hat{\mathcal{S}}) = b$); notably, this is the best bound one can achieve in the worst-case in polynomial time even for supermodular objective functions [32]. The minimum value the bound in ineq. (17) is 0, which occurs for $\gamma_g = 0$.

The interpretation of the extreme values 0 and 1 of the bound in ineq. (17) is as follows: when the bound in ineq. (17) takes the value 1, then ineq. (17) implies that the approximate value $h[\hat{\mathcal{S}}, u_{1:T}(\hat{\mathcal{S}})]$ to Problem 1 is equal to the (optimal) value g^* of Problem 1, that is, Algorithm 1 is exact. Finally, when the bound in ineq. (17) is 0, ineq. (17) implies that $h[\hat{\mathcal{S}}, u_{1:T}(\hat{\mathcal{S}})] \leq h[\emptyset, u_{1:T}(\emptyset)]$, which is trivially satisfied² and, as a result, it is uninformative on the approximation performance of Algorithm 1. In Section IV-D we present conditions under which the supermodularity ratio in ineq. (17) is guaranteed to be non-zero, in which case Algorithm 1 achieves near-optimal approximation performance.

Theorem 2 also ensures that Algorithm 1 is the first scalable algorithm for Problem 1. In particular, Algorithm 1's running time $O(|\mathcal{V}|^2 T n^{2.4})$ is in the worst-case quadratic in the number of the available sensors $|\mathcal{V}|$ (in the case where all the sensors in \mathcal{V} are chosen as active) and linear in the Kalman filter's running time across the time horizon $\{1, 2, \dots, T\}$; specifically, the contribution $n^{2.4}T$ in Algorithm 1's running time comes from the computational complexity of using the Kalman filter to compute the state estimation error covariances $\Sigma_{t|t}$ for each $t = 1, 2, \dots, T$ [1, Appendix E].

C. Performance analysis for Algorithm 3

We quantify Algorithm 3's running time and approximation performance (Theorem 3 below), using the notion of supermodularity ratio introduced in Section IV-A.

Theorem 3 (Performance of Algorithm 3). *Consider the notation introduced in the statement of Theorem 2 (Section IV-B): for any active sensor set $\mathcal{S} \subseteq \mathcal{V}$, and any admis-*

sible control policies $u_{1:T}(\mathcal{S}) \triangleq \{u_1(\mathcal{S}), u_2(\mathcal{S}), \dots, u_T(\mathcal{S})\}$, let $h[\mathcal{S}, u_{1:T}(\mathcal{S})]$ be the LQG cost function in Problem 2's constraint, i.e.,

$$h[\mathcal{S}, u_{1:T}(\mathcal{S})] \triangleq \sum_{t=1}^T \mathbb{E}(\|x_{t+1}(\mathcal{S})\|_{Q_t}^2 + \|u_t(\mathcal{S})\|_{R_t}^2);$$

Further define the following set-valued function:

$$g(\mathcal{S}) \triangleq \min_{u_{1:T}(\mathcal{S})} h[\mathcal{S}, u_{1:T}(\mathcal{S})]; \quad (18)$$

that is, given a sensor set $\mathcal{S} \subseteq \mathcal{V}$, $g(\mathcal{S})$ is the optimal value of $h[\mathcal{S}, u_{1:T}(\mathcal{S})]$ across all admissible control policies $u_{1:T}(\mathcal{S})$.

Finally, let b^ be the optimal value of Problem 2, namely:*

$$b^* \triangleq \min_{\mathcal{S} \subseteq \mathcal{V}, u_{1:T}(\mathcal{S})} c(\mathcal{S}), \text{ s.t. } h[\mathcal{S}, u_{1:T}(\mathcal{S})] \leq \kappa.$$

The following results hold true:

- 1) (Approximation quality) *Algorithm 3 returns an active sensor set $\hat{\mathcal{S}} \subset \mathcal{V}$ and admissible control policies $u_{1:T}(\hat{\mathcal{S}})$. Let s_l denote the last sensor added to $\hat{\mathcal{S}}$ by Algorithm 3: the active sensors $\hat{\mathcal{S}}$ and controls $u_{1:T}(\hat{\mathcal{S}})$ are such that:*

$$h[\hat{\mathcal{S}}, u_{1:T}(\hat{\mathcal{S}})] \leq \kappa; \quad (19)$$

$$c(\hat{\mathcal{S}}) \leq c(s_l) + \frac{1}{\gamma_g} \log \left(\frac{h[\emptyset, u_{1:T}(\emptyset)] - \kappa}{h[\hat{\mathcal{S}}_{l-1}, u_{1:T}(\hat{\mathcal{S}}_{l-1})] - \kappa} \right) b^*, \quad (20)$$

where $\hat{\mathcal{S}}_{l-1}$ is the subset of $\hat{\mathcal{S}}$ that results by removing from $\hat{\mathcal{S}}$ the last sensor added to it by Algorithm 3, i.e., $\hat{\mathcal{S}}_{l-1} \triangleq \hat{\mathcal{S}} \setminus \{s_l\}$; γ_g is the supermodularity ratio of $g(\mathcal{S})$.

- 2) (Running time) *Algorithm 3 runs in $O(|\mathcal{V}|^2 T n^{2.4})$ time, where n is the maximum system size in eq. (1).*

Remark 6 (Novelty of Algorithm 4 and of bound in ineq. (20)). *Algorithm 4 (used as a subroutine in Algorithm 3) is the first scalable algorithm with provable suboptimality guarantees for the minimum heterogeneous-cost set selection subject to a constraint on a (possibly) approximately supermodular function g , that is, a function g with supermodularity ratio γ_g less than 1. In particular, it generalizes previous algorithms that only focus on the special case of (exactly) supermodular functions (see, e.g., [25]), that is, functions g with supermodularity ratio γ_g equal to 1. Notably, for the case where the supermodularity ratio γ_g is equal to 1 (that is, the set function g is supermodular), and the sensor cost of the last sensor added to the returned set $\hat{\mathcal{S}}$ by Algorithm 3 is equal to 1 ($c(s_l) = 1$), then the bound in ineq. (20) becomes the same as the known bound in the supermodular function optimization literature for minimum cost set-selection [25, Theorem 1].*

Theorem 3, with ineq. (19), implies that Algorithm 3 returns a (possibly approximate) solution to Problem 2 that guarantees that the LQG-cost constraint in Problem 2 is satisfied.

Ineq. (20) also guarantees that for non-zero supermodularity ratio γ_g Algorithm 3 achieves an objective value for Problem 2 that is finitely close to the optimal, since for non-zero γ_g the sensor cost of the set returned by Algorithm 3 is up to a finite multiplicative factor away from the optimal sensor set cost b^* .

²The inequality $h[\hat{\mathcal{S}}, u_{1:T}(\hat{\mathcal{S}})] \leq h[\emptyset, u_{1:T}(\emptyset)]$ simply states that a control policy that is informed by the active sensor set $\hat{\mathcal{S}}$ has better performance than a policy that does not use any sensor; for a more formal proof we refer the reader to Appendix B.

In addition, ineq. (20) suggests that the approximation bound increases as the LQG-cost performance bound parameter κ decreases, that is, as we require from Algorithm 3 to find a sensor set that achieves a better (lower) LQG-cost performance.

Theorem 3 also ensures that Algorithm 3 is the first scalable algorithm for Problem 2. Notably, Algorithm 3's running time is equal in the worst-case to the running time of Algorithm 1 (which we discussed in Section IV-B).

In the following section we present control-theoretic conditions under which the supermodularity ratio γ_g in both Algorithm 1's and Algorithm 3's approximation bound in ineqs. (17) and (19) is non-zero, in which case Algorithm 1 and Algorithm 3 achieve near-optimal approximation performance.

D. Conditions for non-zero supermodularity ratio

In this section we provide conditions such that the supermodularity ratio γ_g in ineqs. (17) and (19) is non-zero, in which case both Algorithm 1 and Algorithm 3 guarantee a close to optimal approximate performance (per Theorem 2 and Theorem 3, respectively). In particular, we first prove that if the strict inequality $\sum_{t=1}^T \Theta_t \succ 0$ holds, where each Θ_t is defined as in eq. (9), then the supermodularity ratio γ_g is non-zero (Theorem 4). Then, we prove that the condition $\sum_{t=1}^T \Theta_t \succ 0$ holds true in all LQG control problem instances where a zero controller would result in a suboptimal behavior for the system; that is, we prove that $\sum_{t=1}^T \Theta_t \succ 0$ holds true in all system instances where LQG control design is necessary to achieve a desired system performance (Theorem 5).

The next theorem provides a non-zero computable bound for the supermodularity ratio γ_g in Theorem 2 and in Theorem 3.

Theorem 4 (Non-zero computable bound for the supermodularity ratio γ_g). *Let the matrices Θ_t for all $t = 1, 2, \dots, T$ be defined as in eq. (9), the set function $g(\mathcal{S})$ be defined as in eq. (16), and for any sensor $i \in \mathcal{V}$, the matrix $\bar{C}_{i,t} \triangleq V_{i,t}^{-1/2} C_{i,t}$ be the whitened measurement matrix.*

If the strict inequality $\sum_{t=1}^T \Theta_t \succ 0$ holds, then the supermodularity ratio γ_g is non-zero. In addition, if we assume (for simplicity in presentation) that the Frobenius norm of each $\bar{C}_{i,t}$ is 1, i.e., $\text{tr}(\bar{C}_{i,t} \bar{C}_{i,t}^T) = 1$, and that $\text{tr}[\Sigma_{t|t}(\emptyset)] \leq \lambda_{\max}^2[\Sigma_{t|t}(\emptyset)]$, then γ_g 's lower bound is

$$\gamma_g \geq \frac{\lambda_{\min}(\sum_{t=1}^T \Theta_t)}{\lambda_{\max}(\sum_{t=1}^T \Theta_t)} \frac{\min_{t \in \{1, 2, \dots, T\}} \lambda_{\min}^2[\Sigma_{t|t}(\mathcal{V})]}{\max_{t \in \{1, 2, \dots, T\}} \lambda_{\max}^2[\Sigma_{t|t}(\emptyset)]} \frac{1 + \min_{i \in \mathcal{V}, t \in \{1, 2, \dots, T\}} \lambda_{\min}[\bar{C}_{i,t} \Sigma_{t|t}(\mathcal{V}) \bar{C}_{i,t}^T]}{2 + \max_{i \in \mathcal{V}, t \in \{1, 2, \dots, T\}} \lambda_{\max}[\bar{C}_{i,t} \Sigma_{t|t}(\emptyset) \bar{C}_{i,t}^T]}. \quad (21)$$

Ineq. (21) suggests two cases under which γ_g can increase, and, correspondingly, the approximation performance bounds of Algorithm 1 and of Algorithm 3 in ineqs. (17) and (19), respectively, can improve; in more detail:

a) Case 1 where the bound of γ_g in ineq. (21) increases: When the fraction $\lambda_{\min}(\sum_{t=1}^T \Theta_t) / \lambda_{\max}(\sum_{t=1}^T \Theta_t)$ increases to 1, then the right-hand-side in ineq. (21) increases. Therefore, since the matrices Θ_t weight the states depending on their relevance for control purposes (Remark 3), the right-hand-side

in ineq. (21) increases when on average all the directions in the state space become equally important for control purposes. Indeed, in the extreme case where $\lambda_{\max}(\Theta_t) = \lambda_{\min}(\Theta_t) = \lambda$, the cost function in eq. (10) that Algorithm 1 minimizes to select the active sensor set becomes

$$\sum_{t=1}^T \text{tr}[\Theta_t \Sigma_{t|t}(\mathcal{S})] = \lambda \sum_{t=1}^T \text{tr}[\Sigma_{t|t}(\mathcal{S})],$$

which matches the cost function in the classical sensor selection where all states are equally important (per eq. (15)).

b) Case 2 where the bound of γ_g in ineq. (21) increases: When either the numerators of the last two fractions in the right-hand-side of ineq. (21) increase or the denominators of the last two fractions in the right-hand-side of ineq. (21) decrease, then the right-hand-side in ineq. (21) increases. In particular, the numerators of the last two fractions in the right-hand-side of ineq. (21) capture the (best) estimation quality when all available sensors in \mathcal{V} are used, via the terms of the form $\lambda_{\min}[\Sigma_{t|t}(\mathcal{V})]$ and $\lambda_{\min}[\bar{C}_{i,t} \Sigma_{t|t}(\mathcal{V}) \bar{C}_{i,t}^T]$. Interestingly, this suggests that the right-hand-side of ineq. (21) increases when the available sensors in \mathcal{V} are inefficient in achieving low estimation error, that is, when the terms of the form $\lambda_{\min}[\Sigma_{t|t}(\mathcal{V})]$ and $\lambda_{\min}[\bar{C}_{i,t} \Sigma_{t|t}(\mathcal{V}) \bar{C}_{i,t}^T]$ increase. Similarly, the denominators of the last two fractions in the right-hand-side of ineq. (21) capture the (worst) estimation quality when no sensor is active, via the terms of the form $\lambda_{\max}[\Sigma_{t|t}(\emptyset)]$ and $\lambda_{\max}[\bar{C}_{i,t} \Sigma_{t|t}(\emptyset) \bar{C}_{i,t}^T]$. This suggests that the right-hand-side of ineq. (21) increases when the measurement noise increases.

Theorem 4 states that the supermodularity ratio γ_g is non-zero whenever $\sum_{t=1}^T \Theta_t \succ 0$. To provide insight on the type of control problems for which this result holds, in the following theorem we translate the technical condition $\sum_{t=1}^T \Theta_t \succ 0$ into an equivalent control-theoretic condition.

Theorem 5 (Control-theoretic condition for near-optimal co-design). *Consider the (noiseless, perfect state-information) LQG problem where at any time $t = 1, 2, \dots, T$, the state x_t is known to each controller u_t and the process noise w_t is zero, i.e., the optimal control problem*

$$\min_{u_{1:T}} \sum_{t=1}^T [\|x_{t+1}\|_{Q_t}^2 + \|u_t(x_t)\|_{R_t}^2] \Big|_{\Sigma_{t|t}=W_t=0}. \quad (22)$$

Let A_t be invertible for all $t = 1, 2, \dots, T$; the strict inequality $\sum_{t=1}^T \Theta_t \succ 0$ holds if and only if for all non-zero initial conditions x_1 , the all-zeroes control policy $u_{1:T}^0 \triangleq (0, 0, \dots, 0)$ is not an optimal solution to the optimal control problem in eq. (22):

$$u_{1:T}^0 \notin \arg \min_{u_{1:T}} \sum_{t=1}^T [\|x_{t+1}\|_{Q_t}^2 + \|u_t(x_t)\|_{R_t}^2] \Big|_{\Sigma_{t|t}=W_t=0}.$$

Theorem 5 suggests that the condition $\sum_{t=1}^T \Theta_t \succ 0$ (which ensures a non-zero supermodularity ratio γ_g per Theorem 4) holds if and only if for any non-zero initial condition x_1 the all-zeroes control policy $u_{1:T}^0 = (0, 0, \dots, 0)$ is suboptimal for the noiseless, perfect state-information LQG problem in eq. (22); intuitively, this encompasses

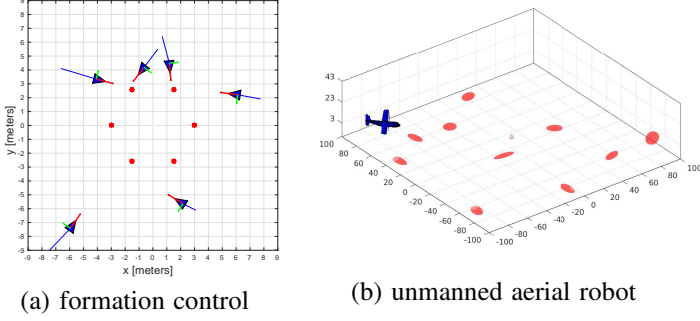


Fig. 2. Examples of applications of the proposed sensing-constrained LQG control framework: (a) sensing-constrained formation control and (b) resource-constrained robot navigation.

most practical control design problems where a zero controller would result in a suboptimal behavior of the system (LQG control design itself would be unnecessary in the case where a zero controller, i.e., no control action, can already attain the desired system performance).

Overall, Algorithm 1 and Algorithm 3 are the first scalable algorithms for Problem 1 and for Problem 2, respectively, and (for the LQG control problem instances where a zero controller would result in a suboptimal behavior for the system and, as a result, for the system instances where LQG control design is necessary to achieve a desired system performance) they achieve close to optimal approximate performance.

V. NUMERICAL EXPERIMENTS

We consider two application scenarios for the proposed sensing-constrained LQG control framework: *sensing-constrained formation control* and *resource-constrained robot navigation*. We present a Monte Carlo analysis for both scenarios, which demonstrates that (i) the proposed sensor selection strategy is near-optimal, and in particular, the resulting LQG-cost (tracking performance) matches the optimal selection in all tested instances for which the optimal selection could be computed via a brute-force approach, (ii) a more naive selection which attempts to minimize the state estimation covariance [11] (rather than the LQG cost) has degraded LQG tracking performance, often comparable to a random selection, (iii) in the considered instances, a clever selection of a small subset of sensors can ensure an LQG cost that is close to the one obtained by using all available sensors, hence providing an effective alternative for control under sensing constraints [14].

A. Sensing-constrained formation control

Simulation setup. The first application scenario is illustrated in Fig. 2(a). A team of n agents (blue triangles) moves in a 2D scenario. At time $t = 1$, the agents are randomly deployed in a $10\text{m} \times 10\text{m}$ square and their objective is to reach a target formation shape (red stars); in the example of Fig. 2(a) the desired formation has an hexagonal shape, while in general for a formation of n , the desired formation is an equilateral polygon with n vertices. Each robot is modeled as a double-integrator, with state $x_i = [p_i \ v_i]^T \in \mathbb{R}^4$ (p_i is the 2D

position of agent i , while v_i is its velocity), and can control its own acceleration $u_i \in \mathbb{R}^2$; the process noise is chosen as a diagonal matrix $W = \text{diag}([1e^{-2}, 1e^{-2}, 1e^{-4}, 1e^{-4}])$. Each robot i is equipped with a GPS receiver, which can measure the agent position p_i with a covariance $V_{gps,i} = 2 \cdot \mathbf{I}_2$. Moreover, the agents are equipped with lidar sensors allowing each agent i to measure the relative position of another agent j with covariance $V_{lidar,ij} = 0.1 \cdot \mathbf{I}_2$. The agents have very limited on-board resources, hence they can only activate a subset of k sensors. Hence, the goal is to select the subset of k sensors, as well as to compute the control policy that ensure best tracking performance, as measured by the LQG objective.

For our tests, we consider two problem setups. In the first setup, named *homogeneous formation control*, the LQG weigh matrix Q is a block diagonal matrix with 4×4 blocks, with each block i chosen as $Q_i = 0.1 \cdot \mathbf{I}_4$; since each 4×4 block of Q weights the tracking error of a robot, in the homogeneous case the tracking error of all agents is equally important. In the second setup, named *heterogeneous formation control*, the matrix Q is chose as above, except for one of the agents, say robot 1, for which we choose $Q_1 = 10 \cdot \mathbf{I}_4$; this setup models the case in which each agent has a different role or importance, hence one weights differently the tracking error of the agents. In both cases the matrix R is chosen to be the identity matrix. The simulation is carried on over T time steps, and T is also chosen as LQG horizon. Results are averaged over 100 Monte Carlo runs: at each run we randomize the initial estimation covariance $\Sigma_{1|0}$.

Compared techniques. We compare five techniques. All techniques use an LQG-based estimator and controller, and they only differ by the selections of the sensors used. The first approach is the optimal sensor selection, denoted as *optimal*, which attains the minimum of the cost function in eq. (10), and that we compute by enumerating all possible subsets; this brute-force approach is only viable when the number of available sensors is small. The second approach is a pseudo-random sensor selection, denoted as *random**, which selects all the GPS measurements and a random subset of the lidar measurements; note that we do not consider a fully random selection since in practice this often leads to an unobservable system, hence causing divergence of the LQG cost. The third approach, denoted as *logdet*, selects sensors so to minimize the average log det of the estimation covariance over the horizon; this approach resembles [11] and is agnostic to the control task. The fourth approach is the proposed sensor selection strategy, described in Algorithm 2, and is denoted as *s-LQG*. Finally, we also report the LQG performance when all sensors are selected; this is clearly infeasible in practice, due to the sensing constraints, and it is only reported for comparison purposes. This approach is denoted as *allSensors*.

Results. The results of our numerical analysis are reported in Fig. 3. When not specified otherwise, we consider a formation of $n = 4$ agents, which can only use a total of $k = 6$ sensors, and a control horizon $T = 20$. Fig. 3(a) shows the LQG cost attained by the compared techniques for increasing control horizon and for the homogeneous case. We

note that, in all tested instance, the proposed approach s-LQG matches the optimal selection `optimal`, and both approaches are relatively close to `allSensors`, which selects all the available sensors ($\frac{n+n^2}{2}$). On the other hand `logdet` leads to worse tracking performance, and it is often close to the pseudo-random selection `random*`. These considerations are confirmed by the heterogeneous setup, shown in Fig. 3(b). In this case the separation between the proposed approach and `logdet` becomes even larger; the intuition here is that the heterogeneous case rewards differently the tracking error at different agents, hence while `logdet` attempts to equally reduce the estimation error across the formation, the proposed approach s-LQG selects sensors in a task-oriented fashion since the matrices Θ_t for all $t = 1, 2, \dots, T$ in the cost function in eq. (10) incorporate the LQG weight matrices.

Fig. 3(c) shows the LQG cost attained by the compared techniques for increasing number of selected sensors k and for the homogeneous case. We note that for increasing number of sensors all techniques converge to `allSensors` (the entire ground set is selected). As in the previous case, the proposed approach s-LQG matches the optimal selection `optimal`. Interestingly, while the performance of `logdet` is in general inferior with respect to s-LQG, when the number of selected sensors k decreases (for $k < n$ the problem becomes unobservable) the approach `logdet` performs similarly to s-LQG. Fig. 3(d) shows the same statistics for the heterogeneous case. We note that in this case `logdet` is inferior to s-LQG even in the case with small k . Moreover, an interesting fact is that s-LQG matches `allSensors` already for $k = 7$, meaning that the LQG performance of the sensing-constraint setup is indistinguishable from the one using all sensors; intuitively, in the heterogeneous case, adding more sensors may have marginal impact on the LQG cost (e.g., if the cost rewards a small tracking error for robot 1, it may be of little value to take a lidar measurement between robot 3 and 4). This further stresses the importance of the proposed framework as a parsimonious way to control a system with minimal resources.

Fig. 3(e) and Fig. 3(f) show the LQG cost attained by the compared techniques for increasing number of agents, in the homogeneous and heterogeneous case, respectively. To ensure observability, we consider $k = \text{round}(1.5n)$, i.e., we select a number of sensors 50% larger than the smallest set of sensors that can make the system observable. We note that `optimal` quickly becomes intractable to compute, hence we omit values beyond $n = 4$. In both figures, the main observation is that the separation among the techniques increases with the number of agents, since the set of available sensors quickly increases with n . Interestingly, in the heterogeneous case s-LQG remains relatively close to `allSensors`, implying that for the purpose of LQG control, using a cleverly selected small subset of sensors still ensures excellent tracking performance.

B. Resource-constrained robot navigation

Simulation setup. The second application scenario is illustrated in Fig. 2(b). An unmanned aerial robot (UAV) moves in a 3D scenario, starting from a randomly selected initial

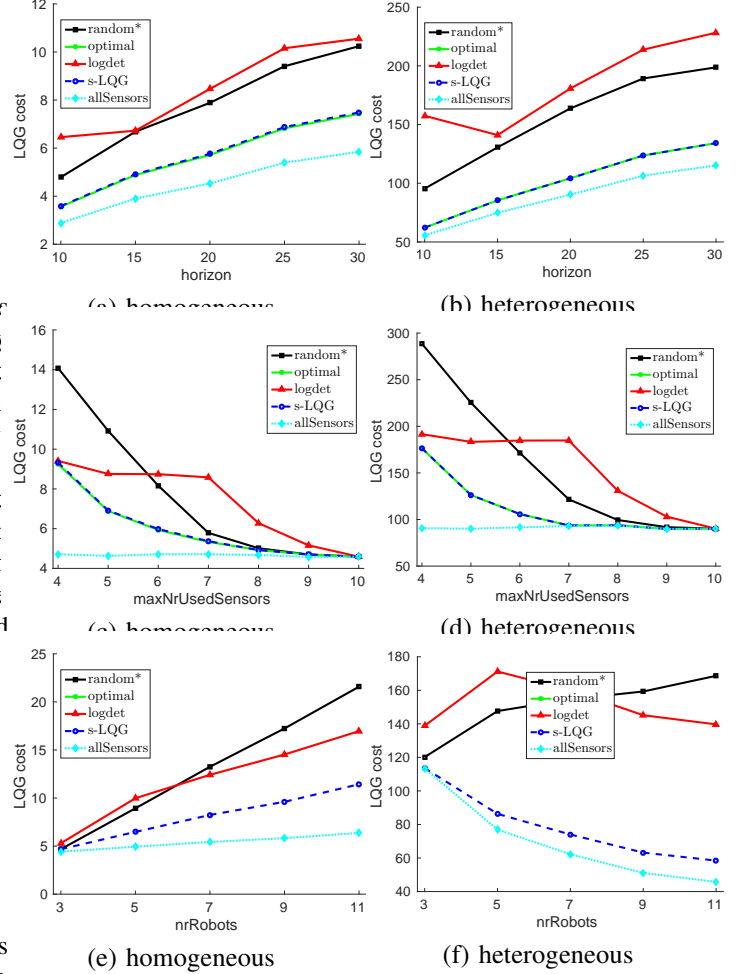


Fig. 3. LQG cost for increasing (a)-(b) control horizon T , (c)-(d) number of selected sensors k , and (e)-(f) number of agents n . Statistics are reported for the homogeneous formation control setup (left column), and the heterogeneous setup (right column). Results are averaged over 100 Monte Carlo runs.

location. The objective of the UAV is to land, and more specifically, it has to reach the position $[0, 0, 0]$ with zero velocity. The UAV is modeled as a double-integrator, with state $x_i = [p_i \ v_i]^T \in \mathbb{R}^6$ (p_i is the 3D position of agent i , while v_i is its velocity), and can control its own acceleration $u_i \in \mathbb{R}^3$; the process noise is chosen as $W = \mathbf{I}_6$. The UAV is equipped with multiple sensors. It has an on-board GPS receiver, measuring the UAV position p_i with a covariance $2 \cdot \mathbf{I}_3$, and an altimeter, measuring only the last component of p_i (altitude) with standard deviation 0.5m. Moreover, the UAV can use a stereo camera to measure the relative position of ℓ landmarks on the ground; for the sake of the numerical example, we assume the location of each landmark to be known only approximately, and we associate to each landmark an uncertainty covariance (red ellipsoids in Fig. 2(b)), which is randomly generated at the beginning of each run. The UAV has limited on-board resources, hence it can only activate a subset of k sensors. For instance, the resource-constraints may be due to the power consumption of the GPS and the altimeter, or may be due to computational constraints that prevent to run multiple object-detection algorithms to detect all landmarks

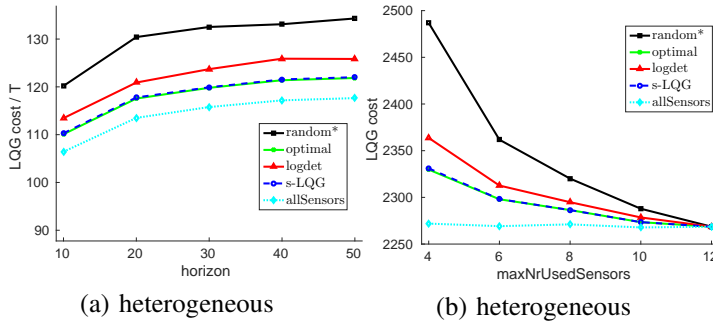


Fig. 4. LQG cost for increasing (a) control horizon T , and (b) number of selected sensors k . Statistics are reported for the heterogeneous setup. Results are averaged over 100 Monte Carlo runs.

on the ground. Similarly to the previous case, we phrase the problem as a sensing-constraint LQG problem, and we use $Q = \text{diag}([1e^{-3}, 1e^{-3}, 10, 1e^{-3}, 1e^{-3}, 10])$ and $R = \mathbf{I}_3$. Note that the structure of Q reflects the fact that during landing we are particularly interested in controlling the vertical direction and the vertical velocity (entries with larger weight in Q), while we are less interested in controlling accurately the horizontal position and velocity (assuming a sufficiently large landing site). In the following, we present results averaged over 100 Monte Carlo runs: in each run, we randomize the covariances describing the landmark position uncertainty.

Compared techniques. We consider the five techniques discussed in the previous section. As in the formation control case, the pseudo-random selection `random*` always includes the GPS measurement (which alone ensures observability) and a random selection of the other available sensors.

Results. The results of our numerical analysis are reported in Fig. 4. When not specified otherwise, we consider a total of $k = 3$ sensors to be selected, and a control horizon $T = 20$. Fig. 4(a) shows the LQG cost attained by the compared techniques for increasing control horizon. For visualization purposes we plot the cost normalized by the horizon, which makes more visible the differences among the techniques. Similarly to the formation control example, `s-LQG` matches the optimal selection `optimal`, while `logdet` and `random*` have suboptimal performance.

Fig. 4(b) shows the LQG cost attained by the compared techniques for increasing number of selected sensors k . Clearly, all techniques converge to `allSensors` for increasing k , but in the regime in which few sensors are used `s-LQG` still outperforms alternative sensor selection schemes, and matches in all cases the optimal selection `optimal`.

VI. CONCLUDING REMARKS

In this paper, we introduced the LQG control and sensing co-design problem, where one has to jointly design a suitable sensing, estimation, and control policy to steer the behavior of a linear Gaussian systems under resource constraints. We discussed two variants of the problem, named *sensing-constrained LQG control* and *minimum-sensing LQG control*, which are central in modern control applications ranging from large-scale networked systems to miniaturized robotics networks. While the resulting co-design problems are

intractable in general, we provide the first scalable algorithms that can compute a design that is provably close to the optimal one. While developing these algorithms, we also extend the literature on supermodular optimization, by providing the first efficient algorithms for the optimization of (approximately) supermodular functions subject to heterogeneous-cost constraints, and by improving existing performance bounds. Notably, our performance bounds have a clear connection to control-theoretic quantities and are proven to be non-vanishing under very general conditions (we prove that the suboptimality gap is non-vanishing whenever the open loop behavior of the system deviates from the desired closed-loop behavior, hence encompassing most real-world control problems). Finally, we provided illustrative examples and a numerical analysis considering problems in robotics and networked control.

This paper opens a number of avenues for future research. First, while this paper provides an introduction to LQG sensing and control co-design, other interesting co-design problems exist; for instance, one may consider actuation-and-control co-design problems, or even sensing-actuation-control co-design. Second, one may extend the LQG co-design problem to account for potential sensor failures, where some of the selected sensors do not work as expected; to this end, one could leverage recent results on *resilient submodular optimization* [33]. Finally, while we currently provide bounds between our sensor design and the optimal sensor design, we find interesting to provide bounds that compare the LQG performance attained when an optimal subset of sensors is used with the LQG performance attained when all available sensors is used.

REFERENCES

- [1] D. P. Bertsekas, *Dynamic programming and optimal control*, Vol. I. Athena Scientific, 2005.
- [2] N. Elia and S. Mitter, “Stabilization of linear systems with limited information,” *IEEE Trans. on Automatic Control*, vol. 46, no. 9, pp. 1384–1400, 2001.
- [3] G. Nair and R. Evans, “Stabilizability of stochastic linear systems with finite feedback data rates,” *SIAM Journal on Control and Optimization*, vol. 43, no. 2, pp. 413–436, 2004.
- [4] S. Tatikonda and S. Mitter, “Control under communication constraints,” *IEEE Trans. on Automatic Control*, vol. 49, no. 7, pp. 1056–1068, 2004.
- [5] V. Borkar and S. Mitter, “LQG control with communication constraints,” *Comm., Comp., Control, and Signal Processing*, pp. 365–373, 1997.
- [6] J. L. Ny and G. Pappas, “Differentially private filtering,” *IEEE Trans. on Automatic Control*, vol. 59, no. 2, pp. 341–354, 2014.
- [7] E. Shafieepoorfard and M. Raginsky, “Rational inattention in scalar LQG control,” in *Proceedings of the 52th IEEE Conference in Decision and Control*, 2013, pp. 5733–5739.
- [8] S. Joshi and R. Boyd, “Sensor selection via convex optimization,” *IEEE Transactions on Signal Processing*, vol. 57, no. 2, pp. 451–462, 2009.
- [9] V. Gupta, T. H. Chung, B. Hassibi, and R. M. Murray, “On a stochastic sensor selection algorithm with applications in sensor scheduling and sensor coverage,” *Automatica*, vol. 42, no. 2, pp. 251–260, 2006.
- [10] J. L. Ny, E. Feron, and M. A. Dahleh, “Scheduling continuous-time kalman filters,” *IEEE Trans. on Aut. Control*, vol. 56, no. 6, pp. 1381–1394, 2011.
- [11] S. T. Jawaid and S. L. Smith, “Submodularity and greedy algorithms in sensor scheduling for linear dynamical systems,” *Automatica*, vol. 61, pp. 282–288, 2015.
- [12] Y. Zhao, F. Pasqualetti, and J. Cortés, “Scheduling of control nodes for improved network controllability,” in *Proceedings of the 55th IEEE Conference on Decision and Control*, 2016, pp. 1859–1864.
- [13] V. Tzoumas, A. Jadbabaie, and G. J. Pappas, “Sensor placement for optimal Kalman filtering,” in *Amer. Contr. Conf.*, 2016, pp. 191–196.

- [14] L. Carlone and S. Karaman, "Attention and anticipation in fast visual-inertial navigation," in *Proceeding of the IEEE International Conference on Robotics and Automation*, 2017, pp. 3886–3893.
- [15] T. H. Summers, F. L. Cortesi, and J. Lygeros, "On submodularity and controllability in complex dynamical networks," *IEEE Transactions on Control of Network Systems*, vol. 3, no. 1, pp. 91–101, 2016.
- [16] E. Nozari, F. Pasqualetti, and J. Cortés, "Time-invariant versus time-varying actuator scheduling in complex networks," in *American Control Conference*, 2017, pp. 4995–5000.
- [17] T. Summers and J. Ruths, "Performance bounds for optimal feedback control in networks," *arXiv e-prints:1707.04528*, 2017.
- [18] T. Summers and M. Kamgarpour, "Performance guarantees for greedy maximization of non-submodular set functions in systems and control," *arXiv e-prints:1712.04122*, 2017.
- [19] A. F. Taha, N. Gatsis, T. Summers, and S. Nugroho, "Time-varying sensor and actuator selection for uncertain cyber-physical systems," *ArXiv e-prints:1708.07912*, 2017.
- [20] G. Nair, F. Fagnani, S. Zampieri, and R. Evans, "Feedback control under data rate constraints: An overview," *Proceedings of the IEEE*, vol. 95, no. 1, pp. 108–137, 2007.
- [21] J. Hespanha, P. Naghshtabrizi, and Y. Xu, "A survey of results in networked control systems," *Pr. of the IEEE*, vol. 95, no. 1, p. 138, 2007.
- [22] J. Baillieul and P. Antsaklis, "Control and communication challenges in networked real-time systems," *Proceedings of the IEEE*, vol. 95, no. 1, pp. 9–28, 2007.
- [23] T. Tanaka and H. Sandberg, "SDP-based joint sensor and controller design for information-regularized optimal LQG control," in *IEEE 54th Annual Conference on Decision and Control*, 2015, pp. 4486–4491.
- [24] T. Tanaka, P. M. Eshfahani, and S. K. Mitter, "LQG control with minimum directed information: Semidefinite programming approach," *IEEE Trans. on Automatic Control*, vol. 63, no. 1, pp. 37–52, 2018.
- [25] L. A. Wolsey, "An analysis of the greedy algorithm for the submodular set covering problem," *Combinatorica*, vol. 2, no. 4, pp. 385–393, 1982.
- [26] S. Khuller, A. Moss, and J. S. Naor, "The budgeted maximum coverage problem," *Info. Processing Letters*, vol. 70, no. 1, pp. 39–45, 1999.
- [27] M. Sviridenko, "A note on maximizing a submodular set function subject to a knapsack constraint," *Operations Research Letters*, vol. 32, no. 1, pp. 41–43, 2004.
- [28] A. Krause and C. Guestrin, "A note on the budgeted maximization of submodular functions," 2005.
- [29] A. A. Bian, J. M. Buhmann, A. Krause, and S. Tschischek, "Guarantees for greedy maximization of non-submodular functions," in *Proceedings of the 34th International Confer. on Machine Learning*, 2017.
- [30] V. Tzoumas, L. Carlone, G. J. Pappas, and A. Jadbabaie, "Sensing-Constrained LQG Control," *arXiv e-prints: 1709.08826*, 2017.
- [31] G. Nemhauser, L. Wolsey, and M. Fisher, "An analysis of approximations for maximizing submodular set functions – I," *Mathematical Programming*, vol. 14, no. 1, pp. 265–294, 1978.
- [32] U. Feige, "A threshold of $\ln(n)$ for approximating set cover," *Journal of the ACM*, vol. 45, no. 4, pp. 634–652, 1998.
- [33] V. Tzoumas, K. Gatsis, A. Jadbabaie, and G. J. Pappas, "Resilient monotone submodular maximization," in *Proceedings of the 56th IEEE Conference on Decision and Control*, 2017.
- [34] D. S. Bernstein, *Matrix mathematics*. Princeton University Press, 2005.
- [35] D. Coppersmith and S. Winograd, "Matrix multiplication via arithmetic progressions," *J. of Symbolic Comp.*, vol. 9, no. 3, pp. 251–280, 1990.

APPENDIX A PRELIMINARY FACTS

This appendix contains a set of lemmata that will be used to support the proofs in this paper (Appendices B–F).

Lemma 1 ([34, Proposition 8.5.5]). *Consider two positive definite matrices A_1 and A_2 . If $A_1 \preceq A_2$ then $A_2^{-1} \preceq A_1^{-1}$.*

Lemma 2 (Trace inequality [34, Proposition 8.4.13]). *Consider a symmetric matrix A , and a positive semi-definite matrix B of appropriate dimension. Then,*

$$\lambda_{\min}(A) \operatorname{tr}(B) \leq \operatorname{tr}(AB) \leq \lambda_{\max}(A) \operatorname{tr}(B).$$

Lemma 3 (Woodbury identity [34, Corollary 2.8.8]). *Consider matrices A , C , U and V of appropriate dimensions, such that A , C , and $A + UCV$ are invertible. Then,*

$$(A + UCV)^{-1} = A^{-1} - A^{-1}U(C^{-1} + VA^{-1}U)^{-1}VA^{-1}.$$

Lemma 4 ([34, Proposition 8.5.12]). *Consider two symmetric matrices A_1 and A_2 , and a positive semi-definite matrix B . If $A_1 \preceq A_2$, then $\operatorname{tr}(A_1B) \leq \operatorname{tr}(A_2B)$.*

Lemma 5 ([1, Appendix E]). *For any sensor set $S \subseteq \mathcal{V}$, and for all $t = 1, 2, \dots, T$, let $\hat{x}_t(S)$ be the Kalman estimator of the state x_t , i.e., $\hat{x}_t(S) \triangleq \mathbb{E}[x_t | y_1(S), y_2(S), \dots, y_t(S)]$, and $\Sigma_{t|t}(S)$ be $\hat{x}_t(S)$'s error covariance, i.e., $\Sigma_{t|t}(S) \triangleq \mathbb{E}[(\hat{x}_t(S) - x_t)(\hat{x}_t(S) - x_t)^\top]$. Then, $\Sigma_{t|t}(S)$ is the solution of the Kalman filtering recursion*

$$\begin{aligned} \Sigma_{t|t}(S) &= [\Sigma_{t|t-1}(S)^{-1} + C_t(S)^\top V_t(S)^{-1} C_t(S)]^{-1}, \\ \Sigma_{t+1|t}(S) &= A_t \Sigma_{t|t}(S) A_t^\top + W_t, \end{aligned} \quad (23)$$

with boundary condition $\Sigma_{1|0}(S) = \Sigma_{1|0}$.

Lemma 6. *For any sensor set $S \subseteq \mathcal{V}$, let $\Sigma_{1|1}(S)$ be defined as in eq. (23), and consider two sensor sets $S_1, S_2 \subseteq \mathcal{V}$. If $S_1 \subseteq S_2$, then $\Sigma_{1|1}(S_1) \succeq \Sigma_{1|1}(S_2)$.*

Proof of Lemma 6: Let $\mathcal{D} = S_2 \setminus S_1$, and observe that for all $t = 1, 2, \dots, T$, the notation in Definition 1 implies

$$\begin{aligned} C_t(S_2)^\top V_t(S_2)^{-1} C_t(S_2) &= \sum_{i \in S_2} C_{i,t}^\top V_{i,t} C_{i,t} \\ &= \sum_{i \in S_1} C_{i,t}^\top V_{i,t} C_{i,t} + \sum_{i \in \mathcal{D}} C_{i,t}^\top V_{i,t} C_{i,t} \\ &\succeq \sum_{i \in S_1} C_{i,t}^\top V_{i,t} C_{i,t} \\ &= C_t(S_1)^\top V_t(S_1)^{-1} C_t(S_1). \end{aligned} \quad (24)$$

Therefore, Lemma 1 and ineq. (24) imply

$$\begin{aligned} \Sigma_{1|1}(S_2) &= [\Sigma_{1|0}^{-1} + C_1(S_2)^\top V_1(S_2)^{-1} C_1(S_2)]^{-1} \preceq \\ &[\Sigma_{1|0}^{-1} + C_1(S_1)^\top V_1(S_1)^{-1} C_1(S_1)]^{-1} = \Sigma_{1|1}(S_1). \end{aligned} \quad \blacksquare$$

Lemma 7. *Let $\Sigma_{t|t}$ be defined as in eq. (23) with boundary condition $\Sigma_{1|0}$; similarly, let $\bar{\Sigma}_{t|t}$ be defined as in eq. (23) with boundary condition $\bar{\Sigma}_{1|0}$. If $\Sigma_{t|t} \preceq \bar{\Sigma}_{t|t}$, then $\Sigma_{t+1|t} \preceq \bar{\Sigma}_{t+1|t}$.*

Proof of Lemma 7: We complete the proof in two steps: first, from $\Sigma_{t|t} \preceq \bar{\Sigma}_{t|t}$, it follows $A_t \Sigma_{t|t} A_t^\top \preceq A_t \bar{\Sigma}_{t|t} A_t^\top$. Then, from eq. (23), it its $\Sigma_{t+1|t} = A_t \Sigma_{t|t} A_t^\top + W_t \preceq A_t \bar{\Sigma}_{t|t} A_t^\top + W_t = \bar{\Sigma}_{t+1|t}$. \blacksquare

Lemma 8. *Let $\Sigma_{t|t-1}$ be defined as in eq. (23) with boundary condition $\Sigma_{1|0}$; and, let $\bar{\Sigma}_{t|t-1}$ be defined as in eq. (23) with boundary condition $\bar{\Sigma}_{1|0}$. If $\Sigma_{t|t-1} \preceq \bar{\Sigma}_{t|t-1}$, then $\Sigma_{t|t} \preceq \bar{\Sigma}_{t|t}$.*

Proof of Lemma 8: From eq. (23), it is $\Sigma_{t|t} = (\Sigma_{t|t-1}^{-1} + C_t^\top V_t^{-1} C_t)^{-1} \preceq (\bar{\Sigma}_{t|t-1}^{-1} + C_t^\top V_t^{-1} C_t)^{-1} = \bar{\Sigma}_{t|t}$, since Lemma 1 and the condition $\Sigma_{t|t-1} \preceq \bar{\Sigma}_{t|t-1}$ imply $\Sigma_{t|t-1}^{-1} + C_t^\top V_t^{-1} C_t \succeq \bar{\Sigma}_{t|t-1}^{-1} + C_t^\top V_t^{-1} C_t$, which in turn implies $(\Sigma_{t|t-1}^{-1} + C_t^\top V_t^{-1} C_t)^{-1} \preceq (\bar{\Sigma}_{t|t-1}^{-1} + C_t^\top V_t^{-1} C_t)^{-1}$. \blacksquare

Corollary 1. Let $\Sigma_{t|t}$ be defined as in eq. (23) with boundary condition $\Sigma_{1|0}$; similarly, let $\bar{\Sigma}_{t|t}$ be defined as in eq. (23) with boundary condition $\bar{\Sigma}_{1|0}$. If $\Sigma_{t|t} \preceq \bar{\Sigma}_{t|t}$, then $\Sigma_{t+i|t+i} \preceq \bar{\Sigma}_{t+i|t+i}$ for any positive integer i .

Proof of Corollary 1: If $\Sigma_{t|t} \preceq \bar{\Sigma}_{t|t}$, from Lemma 7 we get $\Sigma_{t+1|t} \preceq \bar{\Sigma}_{t+1|t}$, which, from Lemma 8, implies $\Sigma_{t+1|t+1} \preceq \bar{\Sigma}_{t+1|t+1}$. By repeating the previous argument another $(i-1)$ times, the proof is complete. ■

Corollary 2. Let $\Sigma_{t|t}$ be defined as in eq. (23) with boundary condition $\Sigma_{1|0}$; similarly, let $\bar{\Sigma}_{t|t}$ be defined as in eq. (23) with boundary condition $\bar{\Sigma}_{1|0}$. If $\Sigma_{t|t} \preceq \bar{\Sigma}_{t|t}$, then $\Sigma_{t+i|t+i-1} \preceq \bar{\Sigma}_{t+i|t+i-1}$ for any positive integer i .

Proof of Corollary 2: If $\Sigma_{t|t} \preceq \bar{\Sigma}_{t|t}$, from Corollary 1, we get $\Sigma_{t+i-1|t+i-1} \preceq \bar{\Sigma}_{t+i-1|t+i-1}$, which, from Lemma 7, implies $\Sigma_{t+i|t+i-1} \preceq \bar{\Sigma}_{t+i|t+i-1}$. ■

Lemma 9. Consider positive real numbers $a, b, \gamma, a_1, a_2, \dots, a_n$ such that $\sum_{i=1}^n a_i = a$. The function

$$f(a_1, a_2, \dots, a_n) = 1 - \prod_{i=1}^n \left(1 - \gamma \frac{a_i}{b}\right)$$

achieves its minimum at $a_1 = a_2 = \dots = a_n = a/n$. In particular,

$$f(a/n, a/n, \dots, a/n) = 1 - \left(1 - \frac{a\gamma}{bn}\right)^n \geq 1 - e^{-a\gamma/b}.$$

Proof of Lemma 9: To find f 's minimum we use the method of Lagrange multipliers. In particular, the partial derivative of $\phi(a_1, a_2, \dots, a_n) \triangleq f(a_1, a_2, \dots, a_n) + \lambda(\sum_{i=1}^n a_i - a)$, where λ is the Lagrangian multiplier, with respect to a_j is as follows:

$$\frac{\partial \phi}{\partial a_j} = \frac{\gamma}{b} \prod_{i \neq j} \left(1 - \gamma \frac{a_i}{b}\right) + \lambda. \quad (25)$$

At an f 's minimum, the partial derivative in eq. (25) is zero for all j , which implies that for all j :

$$\lambda = -\frac{\gamma}{b} \prod_{i \neq j} \left(1 - \gamma \frac{a_i}{b}\right); \quad (26)$$

Since λ is constant, eq. (26) implies for any j_1 and j_2 that

$$\frac{\gamma}{b} \prod_{i \neq j_1} \left(1 - \gamma \frac{a_i}{b}\right) = \frac{\gamma}{b} \prod_{i \neq j_2} \left(1 - \gamma \frac{a_i}{b}\right),$$

which in turn implies that

$$1 - \gamma \frac{a_{j_1}}{b} = 1 - \gamma \frac{a_{j_2}}{b},$$

from where we conclude $a_{j_1} = a_{j_2}$ (for any j_1 and j_2).

The lower bound for the minimum value of f follows from the fact that $1 - x \leq e^{-x}$ for all real x . ■

Proposition 2 (Monotonicity of cost function in eq. (10)). Consider the cost function in eq. (10), namely, for any sensor set $\mathcal{S} \subseteq \mathcal{V}$ the set function $\sum_{t=1}^T \text{tr}(\Theta_t \Sigma_{t|t}(\mathcal{S}))$. Then, for any sensor sets such that $\mathcal{S}_1 \subseteq \mathcal{S}_2 \subseteq \mathcal{V}$, it holds $\sum_{t=1}^T \text{tr}(\Theta_t \Sigma_{t|t}(\mathcal{S}_1)) \geq \sum_{t=1}^T \text{tr}(\Theta_t \Sigma_{t|t}(\mathcal{S}_2))$.

Proof: Lemma 6 implies $\Sigma_{1|1}(\mathcal{S}_1) \succeq \Sigma_{1|1}(\mathcal{S}_2)$, and then, Corollary 1 implies $\Sigma_{t|t}(\mathcal{S}_1) \succeq \Sigma_{t|t}(\mathcal{S}_2)$. Finally, for any $t = 1, 2, \dots, T$, Lemma 4 implies $\text{tr}(\Theta_t \Sigma_{t|t}(\mathcal{S}_1)) \geq \text{tr}(\Theta_t \Sigma_{t|t}(\mathcal{S}_2))$, since each Θ_t is symmetric. ■

APPENDIX B PROOF OF THEOREM 1

We first prove part (1) of Theorem 1 (Appendix B.1), and then we prove part (2) of Theorem 1 (Appendix B.2).

B.1. Proof of part (1) of Theorem 1

We use the following lemma to prove Theorem 1's part (1).

Lemma 10. For any active sensor set $\mathcal{S} \subseteq \mathcal{V}$, and any admissible control policy $u_{1:T}(\mathcal{S}) \triangleq \{u_1(\mathcal{S}), u_2(\mathcal{S}), \dots, u_T(\mathcal{S})\}$, let $h[\mathcal{S}, u_{1:T}(\mathcal{S})]$ be Problem 1's cost function, i.e.,

$$h[\mathcal{S}, u_{1:T}(\mathcal{S})] \triangleq \sum_{t=1}^T \mathbb{E}(\|x_{t+1}(\mathcal{S})\|_{Q_t}^2 + \|u_t(\mathcal{S})\|_{R_t}^2).$$

Further define the following set-valued function:

$$g(\mathcal{S}) \triangleq \min_{u_{1:T}(\mathcal{S})} h[\mathcal{S}, u_{1:T}(\mathcal{S})].$$

Consider any sensor set $\mathcal{S} \subseteq \mathcal{V}$, and let $u_{1:T}^*(\mathcal{S})$ be the vector of control policies $(K_1 \hat{x}_1(\mathcal{S}), K_2 \hat{x}_2(\mathcal{S}), \dots, K_T \hat{x}_T(\mathcal{S}))$. Then $u_{1:T}^*(\mathcal{S})$ is an optimal control policy:

$$u_{1:T}^*(\mathcal{S}) \in \arg \min_{u_{1:T}(\mathcal{S})} h[\mathcal{S}, u_{1:T}(\mathcal{S})], \quad (27)$$

i.e., $g(\mathcal{S}) = h[\mathcal{S}, u_{1:T}^*(\mathcal{S})]$, and in particular, $u_{1:T}^*(\mathcal{S})$ attains a (sensor-dependent) LQG cost equal to:

$$g(\mathcal{S}) = \mathbb{E}(\|x_1\|_{N_1}) + \sum_{t=1}^T \{ \text{tr}[\Theta_t \Sigma_{t|t}(\mathcal{S})] + \text{tr}(W_t S_t) \}. \quad (28)$$

Proof of Lemma 10: Let $h_t[\mathcal{S}, u_{t:T}(\mathcal{S})]$ be the LQG cost in Problem 1 from time t up to time T , i.e.,

$$h_t[\mathcal{S}, u_{t:T}(\mathcal{S})] \triangleq \sum_{k=t}^T \mathbb{E}(\|x_{k+1}(\mathcal{S})\|_{Q_k}^2 + \|u_k(\mathcal{S})\|_{R_k}^2).$$

and define $g_t(\mathcal{S}) \triangleq \min_{u_{t:T}(\mathcal{S})} h_t[\mathcal{S}, u_{t:T}(\mathcal{S})]$. Clearly, $g_1(\mathcal{S})$ matches the LQG cost in eq. (28).

We complete the proof inductively. In particular, we first prove Lemma 10 for $t = T$, and then for any other $t \in \{1, 2, \dots, T-1\}$. To this end, we use the following observation: given any sensor set \mathcal{S} , and any time $t \in \{1, 2, \dots, T\}$,

$$g_t(\mathcal{S}) = \min_{u_t(\mathcal{S})} [\mathbb{E}(\|x_{t+1}(\mathcal{S})\|_{Q_t}^2 + \|u_t(\mathcal{S})\|_{R_t}^2) + g_{t+1}(\mathcal{S})], \quad (29)$$

with boundary condition $g_{T+1}(\mathcal{S}) = 0$. In particular, eq. (29) holds since

$$g_t(\mathcal{S}) = \min_{u_t(\mathcal{S})} \mathbb{E} \{ \|x_{t+1}(\mathcal{S})\|_{Q_t}^2 + \|u_t(\mathcal{S})\|_{R_t}^2 \} + \min_{u_{t+1:T}(\mathcal{S})} h_{t+1}[\mathcal{S}, u_{t+1:T}(\mathcal{S})],$$

where one can easily recognize the second summand to match the definition of $g_{t+1}(\mathcal{S})$.

We prove Lemma 10 for $t = T$. From eq. (29), for $t = T$,

$$g_T(\mathcal{S}) = \min_{u_T(\mathcal{S})} [\mathbb{E}(\|x_{T+1}(\mathcal{S})\|_{Q_T}^2 + \|u_T(\mathcal{S})\|_{R_T}^2)] \\ = \min_{u_T(\mathcal{S})} [\mathbb{E}(\|A_T x_T + B_T u_T(\mathcal{S}) + w_T\|_{Q_T}^2 + \|u_T(\mathcal{S})\|_{R_T}^2)], \quad (30)$$

since $x_{T+1}(\mathcal{S}) = A_T x_T + B_T u_T(\mathcal{S}) + w_T$, as per eq. (1); we note that for notational simplicity we drop henceforth the dependency of x_T on \mathcal{S} since x_T is independent of $u_T(\mathcal{S})$, which is the variable under optimization in the optimization problem (30). Developing eq. (30) we get:

$$g_T(\mathcal{S}) = \min_{u_T(\mathcal{S})} [\mathbb{E}(u_T(\mathcal{S})^\top B_T^\top Q_T B_T u_T(\mathcal{S}) + w_T^\top Q_T w_T + x_T^\top A_T^\top Q_T A_T x_T + 2x_T^\top A_T^\top Q_T B_T u_T(\mathcal{S}) + 2x_T^\top A_T^\top Q_T w_T + 2u_T(\mathcal{S})^\top B_T^\top Q_T w_T + \|u_T(\mathcal{S})\|_{R_T}^2)] \\ = \min_{u_T(\mathcal{S})} [\mathbb{E}(u_T(\mathcal{S})^\top B_T^\top Q_T B_T u_T(\mathcal{S}) + \|w_T\|_{Q_T}^2 + x_T^\top A_T^\top Q_T A_T x_T + 2x_T^\top A_T^\top Q_T B_T u_T(\mathcal{S}) + \|u_T\|_{R_T}^2)], \quad (31)$$

where the latter equality holds since w_T has zero mean and w_T , x_T , and $u_T(\mathcal{S})$ are independent. From eq. (31), rearranging the terms, and using the notation in eq. (9),

$$g_T(\mathcal{S}) = \min_{u_T(\mathcal{S})} [\mathbb{E}(u_T(\mathcal{S})^\top (B_T^\top Q_T B_T + R_T) u_T(\mathcal{S}) + \|w_T\|_{Q_T}^2 + x_T^\top A_T^\top Q_T A_T x_T + 2x_T^\top A_T^\top Q_T B_T u_T(\mathcal{S}))] \\ = \min_{u_T(\mathcal{S})} [\mathbb{E}(\|u_T(\mathcal{S})\|_{M_T}^2 + \|w_T\|_{Q_T}^2 + x_T^\top A_T^\top Q_T A_T x_T + 2x_T^\top A_T^\top Q_T B_T u_T(\mathcal{S}))] \\ = \min_{u_T(\mathcal{S})} [\mathbb{E}(\|u_T(\mathcal{S})\|_{M_T}^2 + \|w_T\|_{Q_T}^2 + x_T^\top A_T^\top Q_T A_T x_T - 2x_T^\top (-A_T^\top Q_T B_T M_T^{-1}) M_T u_T(\mathcal{S}))] \\ = \min_{u_T(\mathcal{S})} [\mathbb{E}(\|u_T(\mathcal{S})\|_{M_T}^2 + \|w_T\|_{Q_T}^2 + x_T^\top A_T^\top Q_T A_T x_T - 2x_T^\top K_T^\top M_T u_T(\mathcal{S}))] \\ \stackrel{(i)}{=} \min_{u_T(\mathcal{S})} [\mathbb{E}(\|u_T(\mathcal{S}) - K_T x_T\|_{M_T}^2 + \|w_T\|_{Q_T}^2 + x_T^\top (A_T^\top Q_T A_T - K_T^\top M_T K_T) x_T)] \\ = \min_{u_T(\mathcal{S})} [\mathbb{E}(\|u_T(\mathcal{S}) - K_T x_T\|_{M_T}^2 + \|w_T\|_{Q_T}^2 + x_T^\top (A_T^\top Q_T A_T - \Theta_T) x_T)] \\ = \min_{u_T(\mathcal{S})} [\mathbb{E}(\|u_T(\mathcal{S}) - K_T x_T\|_{M_T}^2 + \|w_T\|_{Q_T}^2 + \|x_T\|_{N_T}^2)] \\ \stackrel{(ii)}{=} \min_{u_T(\mathcal{S})} [\mathbb{E}(\|u_T(\mathcal{S}) - K_T x_T\|_{M_T}^2) + \text{tr}(W_T Q_T) + \mathbb{E}(\|x_T\|_{N_T}^2)], \quad (32)$$

where equality (i) follows from completion of squares, and equality (ii) holds since $\mathbb{E}(\|w_T\|_{Q_T}^2) = \mathbb{E}[\text{tr}(w_T^\top Q_T w_T)] = \text{tr}(\mathbb{E}(w_T^\top w_T) Q_T) = \text{tr}(W_T Q_T)$. Now we note that

$$\min_{u_T(\mathcal{S})} \mathbb{E}(\|u_T(\mathcal{S}) - K_T x_T\|_{M_T}^2) \\ = \mathbb{E}(\|K_T \hat{x}_T(\mathcal{S}) - K_T x_T\|_{M_T}^2) \\ = \text{tr}(\Theta_T \Sigma_{T|T}(\mathcal{S})), \quad (33)$$

since $\hat{x}_T(\mathcal{S})$ is the Kalman estimator of the state x_T , i.e., the minimum mean square estimator of x_T , which implies that $K_T \hat{x}_T(\mathcal{S})$ is the minimum mean square estimator of $K_T x_T(\mathcal{S})$ [1, Appendix E]. Substituting (33) back into eq. (32), we get:

$$g_T(\mathcal{S}) = \mathbb{E}(\|x_T\|_{N_T}^2) + \text{tr}(\Theta_T \Sigma_{T|T}(\mathcal{S})) + \text{tr}(W_T Q_T),$$

which proves that Lemma 10 holds for $t = T$.

We now prove that if Lemma 10 holds for $t = l + 1$, it also holds for $t = l$. To this end, assume eq. (29) holds for $t = l + 1$. Using the notation in eq. (9),

$$g_l(\mathcal{S}) = \min_{u_l(\mathcal{S})} [\mathbb{E}(\|x_{l+1}(\mathcal{S})\|_{Q_l}^2 + \|u_l(\mathcal{S})\|_{R_l}^2) + g_{l+1}(\mathcal{S})] \\ = \min_{u_l(\mathcal{S})} \{ \mathbb{E}(\|x_{l+1}(\mathcal{S})\|_{Q_l}^2 + \|u_l(\mathcal{S})\|_{R_l}^2) + \mathbb{E}(\|x_{l+1}(\mathcal{S})\|_{N_{l+1}}^2) + \sum_{k=l+1}^T [\text{tr}(\Theta_k \Sigma_{k|k}(\mathcal{S})) + \text{tr}(W_k S_k)] \} \\ = \min_{u_l(\mathcal{S})} \{ \mathbb{E}(\|x_{l+1}(\mathcal{S})\|_{S_l}^2 + \|u_l(\mathcal{S})\|_{R_l}^2) + \sum_{k=l+1}^T [\text{tr}(\Theta_k \Sigma_{k|k}(\mathcal{S})) + \text{tr}(W_k S_k)] \} \\ = \sum_{k=l+1}^T [\text{tr}(\Theta_k \Sigma_{k|k}(\mathcal{S})) + \text{tr}(W_k S_k)] + \min_{u_l(\mathcal{S})} \mathbb{E}(\|x_{l+1}(\mathcal{S})\|_{S_l}^2 + \|u_l(\mathcal{S})\|_{R_l}^2). \quad (34)$$

In eq. (34), the minimization in the last summand can be solved by following the same steps as for the proof of Lemma 10 for $t = T$, leading to:

$$\min_{u_l(\mathcal{S})} \mathbb{E}(\|x_{l+1}(\mathcal{S})\|_{S_l}^2 + \|u_l(\mathcal{S})\|_{R_l}^2) = \mathbb{E}(\|x_l\|_{N_l}^2) + \text{tr}(\Theta_l \Sigma_{l|l}(\mathcal{S})) + \text{tr}(W_l Q_l), \quad (35)$$

and $u_l(\mathcal{S}) = K_l \hat{x}_l(\mathcal{S})$. Therefore, by substituting eq. (35) back into eq. (34), we get:

$$g_l(\mathcal{S}) = \mathbb{E}(\|x_l\|_{N_l}^2) + \sum_{k=l}^T [\text{tr}(\Theta_k \Sigma_{k|k}(\mathcal{S})) + \text{tr}(W_k S_k)]. \quad (36)$$

which proves that if Lemma 10 holds for $t = l + 1$, it also holds for $t = l$. By induction, this also proves that Lemma 10 holds for $l = 1$, and we already observed that $g_1(\mathcal{S})$ matches the original LQG cost in eq. (28), hence concluding the proof. ■

Proof of Theorem 1's part (1): The proof follows from Lemma 10. In particular, eq. (10) is a direct consequence of eq. (28), since the value of Problem 1 is equal to $\min_{\mathcal{S} \subseteq \mathcal{V}, c(\mathcal{S}) \leq b} g(\mathcal{S})$, and both $\mathbb{E}(\|x_1\|_{N_1}) = \text{tr}(\Sigma_{1|0} N_1)$ and $\sum_{t=1}^T \text{tr}(W_t S_t)$ in eq. (28) are independent of the choice of the sensor set \mathcal{S} . Finally, eq. (11) directly follows from eq. (27). ■

B.1. Proof of part (2) of Theorem 1

We use the following lemma to prove Theorem 1's part (2).

Lemma 11. *The sensor set \mathcal{S}^* and the controllers $u_{1:T}^*$ are a solution to Problem 2 if and only if they are a solution to the optimization problem*

$$\min_{\mathcal{S} \subseteq \mathcal{V}, u_{1:T}(\mathcal{S})} c(\mathcal{S}), \text{ s.t. } g(\mathcal{S}) \leq \kappa, \quad (37)$$

where

$$g(\mathcal{S}) \triangleq \min_{u_{1:T}(\mathcal{S})} h[\mathcal{S}, u_{1:T}(\mathcal{S})].$$

Proof of Lemma 11: We prove the lemma by contradiction. In particular, first we prove that if the sensor set \mathcal{S}^* and the controllers $u_{1:T}^*$ are a solution to Problem 2, then they are also a solution to the problem in eq. (37); and second, we prove that if \mathcal{S}^* and $u_{1:T}^*$ are a solution to the problem in eq. (37), then they are also a solution to Problem 2.

We prove that if the sensor set \mathcal{S}^* and the controllers $u_{1:T}^*$ are a solution to Problem 2, then they are also a solution

to the problem in eq. (37). To this end, let the sensor set \mathcal{S}^* and the controllers $u_{1:T}^*$ be a solution to Problem 2, and assume by contradiction that they are not a solution to the problem in eq. (37), which instead has solution $\hat{\mathcal{S}}$ and $\hat{u}_{1:T}$. By optimality of $\hat{\mathcal{S}}$ and $\hat{u}_{1:T}$ (and suboptimality of \mathcal{S}^* and $u_{1:T}^*$) in eq. (37), it follows $c(\hat{\mathcal{S}}) < c(\mathcal{S}^*)$. In addition, it also holds $g(\hat{\mathcal{S}}) \leq \kappa$, since $(\hat{\mathcal{S}}, \hat{u}_{1:T})$ must be feasible for the problem in eq. (37). However, the latter implies that $h(\hat{\mathcal{S}}, \hat{u}_{1:T}) \leq \kappa$.

Therefore, $(\hat{\mathcal{S}}, \hat{u}_{1:T})$ is feasible for Problem 2 and has a better objective value with respect to the optimal solution $(\mathcal{S}^*, u_{1:T}^*)$ (we already observed $c(\hat{\mathcal{S}}) < c(\mathcal{S}^*)$), leading to contradiction. Hence, if the sensor set \mathcal{S}^* and the controllers $u_{1:T}^*$ are a solution to Problem 2, then they are also a solution to (37).

We now prove that if the sensor set \mathcal{S}^* and the controllers $u_{1:T}^*$ are a solution to the problem in eq. (37), then they are also a solution to Problem 2. To this end, let the sensor set \mathcal{S}^* and the controllers $u_{1:T}^*$ be a solution to the problem in eq. (37), and assume that they are not a solution to Problem 2, which instead has solution $(\hat{\mathcal{S}}, \hat{u}_{1:T})$. By optimality of $(\hat{\mathcal{S}}, \hat{u}_{1:T})$ (and suboptimality of \mathcal{S}^* and $u_{1:T}^*$) in Problem 2, it follows $c(\hat{\mathcal{S}}) < c(\mathcal{S}^*)$. In addition, it is $h(\hat{\mathcal{S}}, \hat{u}_{1:T}) \leq \kappa$, since $(\hat{\mathcal{S}}, \hat{u}_{1:T})$ must be feasible for Problem 2, and, as a result, it also holds $g(\hat{\mathcal{S}}) \leq \kappa$. Therefore, $(\hat{\mathcal{S}}, \hat{u}_{1:T})$ is feasible for the problem in eq. (37) and has a better objective value with respect to the optimal solution $(\mathcal{S}^*, u_{1:T}^*)$ (we already observed $c(\hat{\mathcal{S}}) < c(\mathcal{S}^*)$), leading to contradiction. Hence, if the sensor set \mathcal{S}^* and the controllers $u_{1:T}^*$ are a solution to the problem in eq. (37), then they are also a solution to Problem 2. ■

Proof of Theorem 1's part (2): The proof follows from Lemma 10 and Lemma 11. In particular, similarly to the proof of Theorem 1's part (1), Lemma 10, along with eq. (28) and the fact that $\mathbb{E}(\|x_1\|_{N_1}) = \text{tr}(\Sigma_{1|0}N_1)$, implies that if the sensor set \mathcal{S}^* and the controllers $u_{1:T}^*$ are a solution to the optimization problem in eq. (37), then \mathcal{S}^* and the controllers $u_{1:T}^*$ can be computed in cascade as follows:

$$\begin{aligned} \mathcal{S}^* \in \arg \min_{\mathcal{S} \subseteq \mathcal{V}} c(\mathcal{S}), \quad \text{s.t.} \quad \text{tr}[\Theta_t \Sigma_{t|t}(\mathcal{S})] &\leq \\ \kappa - \text{tr}(\Sigma_{1|0}N_1) - \sum_{t=1}^T \text{tr}(W_t S_t), \quad (38) \end{aligned}$$

$$u_t^* = K_t \hat{x}_t(\mathcal{S}^*), \quad t = 1, \dots, T. \quad (39)$$

In addition, Lemma 11 implies that $(\mathcal{S}^*, u_{1:T}^*)$ is a solution to Problem 2. As a result, eqs. (12)-(13) hold true. ■

APPENDIX C

PROOF OF THEOREM 2 AND PROPOSITION 1

We first prove Theorem 2 (Appendix C.1), and then prove Proposition 1 (Appendix C.2).

C.1. Proof of Theorem 2

We consider the following notation: for any sensor set $\mathcal{S} \subseteq \mathcal{V}$, we let $f(\mathcal{S}) \triangleq \sum_{t=1}^T \text{tr}[\Theta_t \Sigma_{t|t}(\mathcal{S})]$ be the cost function in eq. (10), \mathcal{S}^* be a solution in eq. (10), and $b^* \triangleq c(\mathcal{S}^*)$, that

is, b^* is the cost of the sensor set \mathcal{S}^* . In addition, consider the computation of the set $\hat{\mathcal{S}}_2$ in Algorithm 2 (lines 3-19), where $\hat{\mathcal{S}}_2$ refers to the set that Algorithm 2 has constructed by the end of the line 19; we let $\mathcal{G} \triangleq \hat{\mathcal{S}}_2$. We also let s_i be the i -th element added in \mathcal{G} during the i -th iteration of Algorithm 2's "while loop" (lines 3-16). Moreover, we let $\mathcal{G}_i \triangleq \{s_1, s_2, \dots, s_i\}$, that is, \mathcal{G}_i is the subset of \mathcal{G} constructed during the first i iterations of Algorithm 2's "while loop" (lines 3-16). Finally, we consider that Algorithm 2's "while loop" (lines 3-16) terminates after $l+1$ iterations.

There are two scenarios under which Algorithm 2's "while loop" (lines 3-16) terminates: (i) the trivial scenario where $\mathcal{V}' = \emptyset$, that is, where all available sensors in \mathcal{V} can be chosen by Algorithm 2 as active while satisfying the budget constraint b ; and (ii) the non-trivial scenario where Algorithm 2's "while" loop (lines 3-16) terminates because $c(\mathcal{G}_{l+1}) > b$, that is, where the addition of the sensor s_{l+1} in \mathcal{G}_l makes the sensor cost of \mathcal{G}_{l+1} violate the budget constraint b . Henceforth, we focus on the second, non-trivial scenario, which implies that s_{l+1} will be removed by the "if" statement in Algorithm 2's lines 17-19 and, as a result, $\mathcal{G}_l = \hat{\mathcal{S}}_2$.

We prove Theorem 2 using the following two lemmas.

Lemma 12 (Generalization of [28, Lemma 2]). *For $i = 1, 2, \dots, l+1$, it holds*

$$f(\mathcal{G}_{i-1}) - f(\mathcal{G}_i) \geq \frac{\gamma_f c(s_i)}{b^*} (f(\mathcal{G}_{i-1}) - f(\mathcal{S}^*)).$$

Proof of Lemma 12: Due to the monotonicity of the cost function f in eq. (10) (Proposition 2), it holds

$$\begin{aligned} f(\mathcal{G}_{i-1}) - f(\mathcal{S}^*) &\leq f(\mathcal{G}_{i-1}) - f(\mathcal{S}^* \cup \mathcal{G}_{i-1}) \\ &= f(\mathcal{G}_{i-1}) - f[(\mathcal{S}^* \setminus \mathcal{G}_{i-1}) \cup \mathcal{G}_{i-1}]. \end{aligned}$$

Let $\{z_1, z_2, \dots, z_m\} \triangleq \mathcal{S}^* \setminus \mathcal{G}_{i-1}$, and also let

$$d_j \triangleq f(\mathcal{G}_{i-1} \cup \{z_1, z_2, \dots, z_{j-1}\}) - f(\mathcal{G}_{i-1} \cup \{z_1, z_2, \dots, z_j\}),$$

for $j = 1, 2, \dots, m$. Then, $f(\mathcal{G}_{i-1}) - f(\mathcal{S}^*) \leq \sum_{j=1}^m d_j$.

Notice that

$$\frac{d_j}{c(z_j)} \leq \frac{f(\mathcal{G}_{i-1}) - f(\mathcal{G}_{i-1} \cup \{z_j\})}{\gamma_f c(z_j)} \leq \frac{f(\mathcal{G}_{i-1}) - f(\mathcal{G}_i)}{\gamma_f c(s_i)},$$

where the first inequality holds due to the Definition 5 of the supermodularity ratio γ_f , and the second inequality holds due to the greedy rule (Algorithm 2's line 13) and the definitions of \mathcal{G}_i , and s_i . Since $\sum_{j=1}^m c(z_j) \leq b^*$, it holds that

$$f(\mathcal{G}_{i-1}) - f(\mathcal{S}^*) \leq \sum_{j=1}^m d_j \leq b^* \frac{f(\mathcal{G}_{i-1}) - f(\mathcal{G}_i)}{\gamma_f c(s_i)}. \quad \blacksquare$$

Lemma 13 (Adaptation of [28, Lemma 3]). *For $i = 1, 2, \dots, l+1$, it holds*

$$f(\emptyset) - f(\mathcal{G}_i) \geq \left[1 - \prod_{j=1}^i \left(1 - \frac{\gamma_f c(s_j)}{b^*} \right) \right] [f(\emptyset) - f(\mathcal{S}^*)].$$

Proof of Lemma 13: We complete the proof inductively. In particular, for $i = 1$, we need to prove $f(\emptyset) - f(\mathcal{G}_1) \geq$

$\gamma_f c(s_1)/b^*[f(\emptyset) - f(\mathcal{S}^*)]$, which follows from Lemma 12 for $i = 1$. Then, we have for $i > 1$:

$$\begin{aligned}
f(\emptyset) - f(\mathcal{G}_i) &= f(\emptyset) - f(\mathcal{G}_{i-1}) + [f(\mathcal{G}_{i-1}) - f(\mathcal{G}_i)] \\
&\geq f(\emptyset) - f(\mathcal{G}_{i-1}) + \\
&\quad \frac{\gamma_f c(s_i)}{b^*} (f(\mathcal{G}_{i-1}) - f(\mathcal{S}^*)) \\
&= \left(1 - \frac{\gamma_f c(s_i)}{b^*}\right) [f(\emptyset) - f(\mathcal{G}_{i-1})] + \\
&\quad \frac{\gamma_f c(s_i)}{b^*} [f(\emptyset) - f(\mathcal{S}^*)] \\
&\geq \left(1 - \frac{\gamma_f c(s_i)}{b^*}\right) \left[1 - \prod_{j=1}^{i-1} \left(1 - \frac{\gamma_f c(s_j)}{b^*}\right)\right] \\
&\quad [f(\emptyset) - f(\mathcal{S}^*)] + \frac{\gamma_f c(s_i)}{b^*} [f(\emptyset) - f(\mathcal{S}^*)] \\
&= \left[1 - \prod_{j=1}^i \left(1 - \frac{\gamma_f c(s_j)}{b^*}\right)\right] [f(\emptyset) - f(\mathcal{S}^*)],
\end{aligned}$$

where we used Lemma 12 for the first inequality and the induction hypothesis for the second inequality. ■

Proof of Theorem 2's part (1) (Algorithm 1's approximation quality): We first prove the approximation bound $\frac{\gamma_g}{2} (1 - e^{-\gamma_g})$ in ineq. (17) and, then, the bound $1 - e^{-\gamma_g c(\hat{\mathcal{S}})/b}$.

To prove Algorithm 1's approximation bound $\frac{\gamma_g}{2} (1 - e^{-\gamma_g})$ in ineq. (17), we let $b' \triangleq \sum_{j=1}^{l+1} c(s_j)$. It holds

$$\begin{aligned}
f(\emptyset) - f(\mathcal{G}_{l+1}) &\geq \left[1 - \prod_{j=1}^{l+1} \left(1 - \frac{\gamma_f c(s_j)}{b^*}\right)\right] [f(\emptyset) - f(\mathcal{S}^*)] \\
&\geq (1 - e^{-\gamma_f b'/b^*}) [f(\emptyset) - f(\mathcal{S}^*)], \\
&\geq (1 - e^{-\gamma_f}) [f(\emptyset) - f(\mathcal{S}^*)], \tag{40}
\end{aligned}$$

where the first inequality follows from Lemma 13, the second inequality from Lemma 9, and ineq. (40) from the fact that $b'/b^* \geq 1$ and, as a result, $e^{-\gamma_f b'/b^*} \leq e^{-\gamma_f}$, that is, $1 - e^{-\gamma_f b'/b^*} \geq 1 - e^{-\gamma_f}$.

In addition, it is $f(\emptyset) - f(\hat{\mathcal{S}}_1) \geq \gamma_f [f(\mathcal{G}_l) - f(\mathcal{G}_{l+1})]$ due to the Definition 5 of the supermodularity ratio and, as a result, $f(\emptyset) - f(\hat{\mathcal{S}}_1) \geq \gamma_f [f(\mathcal{G}_l) - f(\emptyset) + f(\emptyset) - f(\mathcal{G}_{l+1})]$, which after rearranging its terms gives

$$\begin{aligned}
\gamma_f [f(\emptyset) - f(\mathcal{G}_{l+1})] &\leq f(\emptyset) - f(\hat{\mathcal{S}}_1) + \gamma_f [f(\emptyset) - f(\mathcal{G}_l)] \\
&\leq 2 \max \left\{ f(\emptyset) - f(\hat{\mathcal{S}}_1), \gamma_f [f(\emptyset) - f(\mathcal{G}_l)] \right\}. \tag{41}
\end{aligned}$$

By substituting ineq. (40) in ineq. (41) and rearranging the terms we have

$$\begin{aligned}
&\max \left\{ f(\emptyset) - f(\hat{\mathcal{S}}_1), \gamma_f [f(\emptyset) - f(\mathcal{G}_l)] \right\} \\
&\geq \frac{\gamma_f}{2} (1 - e^{-\gamma_f}) [f(\emptyset) - f(\mathcal{S}^*)],
\end{aligned}$$

which implies the inequality

$$\begin{aligned}
&\max \left[f(\emptyset) - f(\hat{\mathcal{S}}_1), f(\emptyset) - f(\mathcal{G}_l) \right] \\
&\geq \frac{\gamma_f}{2} (1 - e^{-\gamma_f}) [f(\emptyset) - f(\mathcal{S}^*)], \tag{42}
\end{aligned}$$

since γ_f takes values in $[0, 1]$ by the Definition 5 of the supermodularity ratio.

Algorithm 1's approximation bound $\frac{\gamma_g}{2} (1 - e^{-\gamma_g})$ in ineq. (17) follows from ineq. (42) as the combination of the following three observations:

- it is $\mathcal{G}_l = \hat{\mathcal{S}}_2$, due to the definition of \mathcal{G}_l , and, as a result, $f(\emptyset) - f(\mathcal{G}_l) = f(\emptyset) - f(\hat{\mathcal{S}}_2)$.
- Algorithm 2 returns the set $\hat{\mathcal{S}}$ such at $\hat{\mathcal{S}} \in \arg \max_{\mathcal{S} \in \{\hat{\mathcal{S}}_1, \hat{\mathcal{S}}_2\}} [f(\emptyset) - f(\mathcal{S})]$ (per Algorithm 2's line 20) and, as a result, the previous observation, along with ineq. (42), gives:

$$f(\emptyset) - f(\hat{\mathcal{S}}) \geq \frac{\gamma_f}{2} (1 - e^{-\gamma_f}) [f(\emptyset) - f(\mathcal{S}^*)]. \tag{43}$$

- Finally, Lemma 10 implies that for any sets $\mathcal{S}, \mathcal{S}' \subseteq \mathcal{V}$ it is $g(\mathcal{S}) = f(\mathcal{S}) + \mathbb{E}(\|x_1\|_{N_1}) + \sum_{t=1}^T \text{tr}(W_t S_t)$, where $\mathbb{E}(\|x_1\|_{N_1}) + \sum_{t=1}^T \text{tr}(W_t S_t)$ is independent of \mathcal{S} . As a result, for any sets $\mathcal{S}, \mathcal{S}' \subseteq \mathcal{V}$ it is $f(\mathcal{S}) - f(\mathcal{S}') = g(\mathcal{S}) - g(\mathcal{S}')$, which implies $\gamma_f = \gamma_g$ due to the Definition 5 of the supermodularity ratio. In addition, Lemma 10 implies that for any $\mathcal{S} \subseteq \mathcal{V}$ it is $g(\mathcal{S}) = h[\mathcal{S}, u_{1:T}(\mathcal{S})]$ and $g^* = g(\mathcal{S}^*)$. Thereby, for any $\mathcal{S} \subseteq \mathcal{V}$ it is $f(\emptyset) - f(\mathcal{S}) = g(\emptyset) - g(\mathcal{S}) = h[\emptyset, u_{1:T}(\emptyset)] - h[\mathcal{S}, u_{1:T}(\mathcal{S})]$ and $f(\emptyset) - f(\mathcal{S}^*) = g(\emptyset) - g(\mathcal{S}^*) = h[\emptyset, u_{1:T}(\emptyset)] - g^*$. Overall, ineq. (43) is written as

$$\begin{aligned}
h[\emptyset, u_{1:T}(\emptyset)] - h[\hat{\mathcal{S}}, u_{1:T}(\hat{\mathcal{S}})] &\geq \\
&\frac{\gamma_f}{2} (1 - e^{-\gamma_f}) \{h[\emptyset, u_{1:T}(\emptyset)] - g^*\},
\end{aligned}$$

which implies the bound $\frac{\gamma_g}{2} (1 - e^{-\gamma_g})$ in ineq. (17).

It remains to prove the bound $1 - e^{-\gamma_g c(\hat{\mathcal{S}})/b}$ in ineq. (17). To this end, we first have:

$$\begin{aligned}
f(\emptyset) - f(\mathcal{G}_l) &\geq \left[1 - \prod_{j=1}^l \left(1 - \frac{\gamma_f c(s_j)}{b^*}\right)\right] [f(\emptyset) - f(\mathcal{G}_l)] \\
&\geq (1 - e^{-\gamma_f c(\mathcal{G}_l)/b^*}) [f(\emptyset) - f(\mathcal{S}^*)], \\
&\geq (1 - e^{-\gamma_f c(\mathcal{G}_l)/b}) [f(\emptyset) - f(\mathcal{S}^*)], \tag{44}
\end{aligned}$$

where the first inequality follows from Lemma 13, the second inequality from Lemma 9, and ineq. (44) from the fact that $c(\mathcal{G}_l)/b^* \geq c(\mathcal{G}_l)/b$, since $b^* \leq b$, which implies $e^{-\gamma_f c(\mathcal{G}_l)/b^*} \leq e^{-\gamma_f c(\mathcal{G}_l)/b}$, i.e., $1 - e^{-\gamma_f b'/b^*} \geq 1 - e^{-\gamma_f c(\mathcal{G}_l)/b}$. The rest of the proof is completed using the combination of the three observations in the previous paragraph, that we used to prove Algorithm 1's approximation bound $\frac{\gamma_g}{2} (1 - e^{-\gamma_g})$ in ineq. (17). ■

Proof of Theorem 2's part (2) (Algorithm 1's running time): We compute Algorithm 1's running time by adding the running times of Algorithm 1's lines 1-5:

a) *Running time of Algorithm 1's line 1:* Algorithm 1's line 1 needs $O(Tn^{2.4})$ time, using the Coppersmith algorithm for both matrix inversion and multiplication [35].

b) *Running time of Algorithm 1's line 2:* Algorithm 1's line 2 running time is the running time of Algorithm 2, whose running time we show next to be $O(|\mathcal{V}|^2 Tn^{2.4})$. To this end, we first compute the running time of Algorithm 2's line 1, and finally the running time of Algorithm 2's lines 3–16. Algorithm 2's lines 3–16 are repeated at most $|\mathcal{V}|^2$ times, since before the end of each iteration of the “while loop” in line 3 the added element in $\hat{\mathcal{S}}_2$ (line 14) is removed from \mathcal{V}' (line 15). We now need to find the running time of Algorithm 2's lines 4–16; to this end, we first find the running time of Algorithm 2's lines 4–12, and then the running time of Algorithm 2's line 13. In more detail, the running time of Algorithm 2's lines 4–12 is $O(|\mathcal{V}| Tn^{2.4})$, since Algorithm 2's lines 4–12 are repeated at most $|\mathcal{V}|$ times and Algorithm 2's lines 5–10, as well as, line 11 need $O(Tn^{2.4})$ time, using the Coppersmith-Winograd algorithm for both matrix inversion and multiplication [35]. Moreover, Algorithm 2's line 13 needs $O[|\mathcal{V}| \log(|\mathcal{V}|)]$ time, since it asks for the maximum among at most $|\mathcal{V}|$ values of the $\text{gain}_{(\cdot)}$, which takes $O[|\mathcal{V}| \log(|\mathcal{V}|)]$ time to be found, using, e.g., the merge sort algorithm. In sum, Algorithm 2's running time is upper bounded by $O[|\mathcal{V}|^2 Tn^{2.4} + |\mathcal{V}|^2 \log(|\mathcal{V}|)]$, which is equal to $O(|\mathcal{V}|^2 Tn^{2.4})$.

c) *Running time of Algorithm 1's lines 3-5:* Algorithm 1's lines 3-5 need $O(Tn^{2.4})$ time, using the Coppersmith algorithm for both matrix inversion and multiplication [35].

In sum, Algorithm 1's running time is upper bounded by $O(|\mathcal{V}|^2 Tn^{2.4} + 2Tn^{2.4})$ which is equal to $O(|\mathcal{V}|^2 Tn^{2.4})$. ■

C.2. Proof of Proposition 1

The proof of Proposition 1 follows the same steps as the proof of Theorem 2 and for this reason we omit it.

APPENDIX D PROOF OF THEOREM 3

We consider the following notation: for any sensor set $\mathcal{S} \subseteq \mathcal{V}$, we let $f(\mathcal{S}) \triangleq \sum_{t=1}^T \text{tr}[\Theta_t \Sigma_{t|\mathcal{S}}(\mathcal{S})]$ be the cost function in eq. (12), the sensor set \mathcal{S}^* be a solution to Problem 2, and b^* be equal to $c(\mathcal{S}^*)$, that is, b^* is the optimal value of Problem 2. In addition, consider the computation of the set $\hat{\mathcal{S}}$ in Algorithm 4 (lines 3-16): we let $\mathcal{G} \triangleq \hat{\mathcal{S}}$. We also let s_i be the i -th element added in \mathcal{G} during the i -th iteration of Algorithm 4's “while loop” (lines 3-16). Finally, we let $\mathcal{G}_i \triangleq \{s_1, s_2, \dots, s_i\}$, that is, \mathcal{G}_i is the subset of $\hat{\mathcal{S}}$ constructed during the first i iterations of Algorithm 4's “while loop” (lines 3-16).

We prove Theorem 3 using the following two lemmas.

Lemma 14 (Adaptation of Lemma 12). *For $i = 1, 2, \dots, |\mathcal{G}|$, it holds*

$$f(\mathcal{G}_{i-1}) - f(\mathcal{G}_i) \geq \frac{\gamma_f c(s_i)}{b^*} (f(\mathcal{G}_{i-1}) - f(\mathcal{S}^*)).$$

Proof of Lemma 14: Due to the monotonicity of the cost function f in eq. (10) (Proposition 2), it holds

$$\begin{aligned} f(\mathcal{G}_{i-1}) - f(\mathcal{S}^*) &\leq f(\mathcal{G}_{i-1}) - f(\mathcal{S}^* \cup \mathcal{G}_{i-1}) \\ &= f(\mathcal{G}_{i-1}) - f[(\mathcal{S}^* \setminus \mathcal{G}_{i-1}) \cup \mathcal{G}_{i-1}]. \end{aligned}$$

Let $\{z_1, z_2, \dots, z_m\} \triangleq \mathcal{S}^* \setminus \mathcal{G}_{i-1}$, and also let

$$d_j \triangleq f(\mathcal{G}_{i-1} \cup \{z_1, z_2, \dots, z_{j-1}\}) - f(\mathcal{G}_{i-1} \cup \{z_1, z_2, \dots, z_j\}),$$

for $j = 1, 2, \dots, m$. Then, $f(\mathcal{G}_{i-1}) - f(\mathcal{S}^*) \leq \sum_{j=1}^m d_j$.

Notice that

$$\frac{d_j}{c(z_j)} \leq \frac{f(\mathcal{G}_{i-1}) - f(\mathcal{G}_{i-1} \cup \{z_j\})}{\gamma_f c(z_j)} \leq \frac{f(\mathcal{G}_{i-1}) - f(\mathcal{G}_i)}{\gamma_f c(s_i)},$$

where the first inequality holds due to the Definition 5 of the supermodularity ratio γ_f , and the second inequality holds due to the greedy rule (Algorithm 4's line 13) and the definitions of \mathcal{G}_i and s_i . Since $\sum_{j=1}^m c(z_j) \leq b^*$, it holds that

$$f(\mathcal{G}_{i-1}) - f(\mathcal{S}^*) \leq \sum_{j=1}^m d_j \leq b^* \frac{f(\mathcal{G}_{i-1}) - f(\mathcal{G}_i)}{\gamma_f c(s_i)}. \quad \blacksquare$$

Lemma 15 (Adaptation of Lemma 13). *For $i = 1, 2, \dots, |\mathcal{G}|$, it holds*

$$f(\emptyset) - f(\mathcal{G}_i) \geq \left[1 - \prod_{j=1}^i \left(1 - \frac{\gamma_f c(s_j)}{b^*} \right) \right] [f(\emptyset) - f(\mathcal{S}^*)].$$

Proof of Lemma 15: We complete the proof inductively. In particular, for $i = 1$, we need to prove $f(\emptyset) - f(\mathcal{G}_1) \geq \gamma_f c(s_1)/b^* [f(\emptyset) - f(\mathcal{S}^*)]$, which follows from Lemma 14 for $i = 1$. Then, we have for $i > 1$:

$$\begin{aligned} f(\emptyset) - f(\mathcal{G}_i) &= f(\emptyset) - f(\mathcal{G}_{i-1}) + [f(\mathcal{G}_{i-1}) - f(\mathcal{G}_i)] \\ &\geq f(\emptyset) - f(\mathcal{G}_{i-1}) + \\ &\quad \frac{\gamma_f c(s_i)}{b^*} (f(\mathcal{G}_{i-1}) - f(\mathcal{S}^*)) \\ &= \left(1 - \frac{\gamma_f c(s_i)}{b^*} \right) [f(\emptyset) - f(\mathcal{G}_{i-1})] + \\ &\quad \frac{\gamma_f c(s_i)}{b^*} [f(\emptyset) - f(\mathcal{S}^*)] \\ &\geq \left(1 - \frac{\gamma_f c(s_i)}{b^*} \right) \left[1 - \prod_{j=1}^{i-1} \left(1 - \frac{\gamma_f c(s_j)}{b^*} \right) \right] \\ &\quad [f(\emptyset) - f(\mathcal{S}^*)] + \frac{\gamma_f c(s_i)}{b^*} [f(\emptyset) - f(\mathcal{S}^*)] \\ &= \left[1 - \prod_{j=1}^i \left(1 - \frac{\gamma_f c(s_j)}{b^*} \right) \right] [f(\emptyset) - f(\mathcal{S}^*)], \end{aligned}$$

using Lemma 14 for the first inequality and the induction hypothesis for the second inequality. ■

Proof of Theorem 3's part (1) (Algorithm 3's approximation quality): We first observe that ineq. (19) holds since Algorithm 3 returns the set $\hat{\mathcal{S}}$ once the condition $h[\hat{\mathcal{S}}, u_{1:T}(\hat{\mathcal{S}})] \leq \kappa$ is satisfied (Algorithm 4's line 3).

It remains to prove ineq. (20). Let $l \triangleq |\mathcal{G}|$; then, $\mathcal{G}_l = \mathcal{G}$, by the definition of \mathcal{G}_i , and from Lemma 13 for $i = l - 1$ it holds

$$\begin{aligned} f(\emptyset) - f(\mathcal{G}_{l-1}) &\geq \left[1 - \prod_{j=1}^{l-1} \left(1 - \frac{\gamma_f c(\mathcal{S}_j)}{b^*} \right) \right] [f(\emptyset) - f(\mathcal{S}^*)] \\ &\geq \left(1 - e^{-\gamma_f c(\mathcal{G}_{l-1})/b^*} \right) [f(\emptyset) - f(\mathcal{S}^*)], \end{aligned} \quad (45)$$

where ineq. (45) follows from Lemma 9. Moreover, Lemma 10 implies that for any sensor sets $\mathcal{S}, \mathcal{S}' \subseteq \mathcal{V}$ it is $g(\mathcal{S}) = f(\mathcal{S}) + \mathbb{E}(\|x_1\|_{N_1}) + \sum_{t=1}^T \text{tr}(W_t S_t)$, where the term $\mathbb{E}(\|x_1\|_{N_1}) + \sum_{t=1}^T \text{tr}(W_t S_t)$ is independent of \mathcal{S} , and, as a result, it is $f(\mathcal{S}) - f(\mathcal{S}') = g(\mathcal{S}) - g(\mathcal{S}')$, which implies $\gamma_f = \gamma_g$. Moreover, Lemma 10 implies for any $\mathcal{S} \subseteq \mathcal{V}$ that $g(\mathcal{S}) = h[\mathcal{S}, u_{1:T}(\mathcal{S})]$ and, as a result, it is $f(\emptyset) - f(\mathcal{G}_{l-1}) = h[\emptyset, u_{1:T}(\emptyset)] - h[\mathcal{G}_{l-1}, u_{1:T}(\mathcal{G}_{l-1})]$ and $f(\emptyset) - f(\mathcal{S}^*) = h[\emptyset, u_{1:T}(\emptyset)] - h[\mathcal{S}^*, u_{1:T}(\mathcal{S}^*)]$. In sum, ineq. (45) is the same as the inequality

$$\begin{aligned} &h[\emptyset, u_{1:T}(\emptyset)] - h[\mathcal{G}_{l-1}, u_{1:T}(\mathcal{G}_{l-1})] \geq \\ &\left(1 - e^{-\gamma_g c(\mathcal{G}_{l-1})/b^*} \right) \{h[\emptyset, u_{1:T}(\emptyset)] - h[\mathcal{S}^*, u_{1:T}(\mathcal{S}^*)]\}, \end{aligned}$$

which, by letting $\beta \triangleq 1 - e^{-\gamma_g c(\mathcal{G}_{l-1})/b^*}$ and rearranging its terms, is simplified to the inequality

$$\begin{aligned} h[\mathcal{G}_{l-1}, u_{1:T}(\mathcal{G}_{l-1})] &\leq (1 - \beta)h[\emptyset, u_{1:T}(\emptyset)] + \beta h[\mathcal{S}^*, u_{1:T}(\mathcal{S}^*)] \\ &\leq (1 - \beta)h[\emptyset, u_{1:T}(\emptyset)] + \beta \kappa, \end{aligned} \quad (46)$$

where the second inequality holds because \mathcal{S}^* is a solution to Problem 2 and, as result, $h[\mathcal{S}^*, u_{1:T}(\mathcal{S}^*)] \leq \kappa$. To complete the proof, we recall that Algorithm 4 returns the set $\mathcal{G} = \mathcal{G}_l$ when for $i = l$ it is the first time that $h[\mathcal{G}_i, u_{1:T}(\mathcal{G}_i)] \leq \kappa$. Therefore, $h[\mathcal{G}_{l-1}, u_{1:T}(\mathcal{G}_{l-1})] > \kappa$ and, as a result, there exists a real number $\epsilon > 0$ such that $h[\mathcal{G}_{l-1}, u_{1:T}(\mathcal{G}_{l-1})] = (1 + \epsilon)\kappa$, and ineq. (46) gives

$$\begin{aligned} (1 + \epsilon)\kappa &\leq (1 - \beta)h[\emptyset, u_{1:T}(\emptyset)] + \beta \kappa \Rightarrow \\ \epsilon \kappa &\leq (1 - \beta)h[\emptyset, u_{1:T}(\emptyset)] - (1 - \beta)\kappa \Rightarrow \\ \epsilon \kappa &\leq (1 - \beta)\{h[\emptyset, u_{1:T}(\emptyset)] - \kappa\} \Rightarrow \\ \epsilon \kappa &\leq e^{-\gamma_g c(\mathcal{G}_{l-1})/b^*} \{h[\emptyset, u_{1:T}(\emptyset)] - \kappa\} \Rightarrow \\ \log \left(\frac{\epsilon \kappa}{h[\emptyset, u_{1:T}(\emptyset)] - \kappa} \right) &\leq -\gamma_g c(\mathcal{G}_{l-1})/b^* \Rightarrow \\ c(\mathcal{G}_{l-1}) &\leq \frac{1}{\gamma_g} \log \left(\frac{h[\emptyset, u_{1:T}(\emptyset)] - \kappa}{\epsilon \kappa} \right) b^* \Rightarrow \\ c(\mathcal{G}) &\leq c(s_l) + \frac{1}{\gamma_g} \log \left(\frac{h[\emptyset, u_{1:T}(\emptyset)] - \kappa}{\epsilon \kappa} \right) b^*, \end{aligned}$$

where the latter holds since $\mathcal{G} = \mathcal{G}_{l-1} \cup \{s_l\}$, due to the definitions of \mathcal{G} , \mathcal{G}_{l-1} , and s_l , and since $c(\mathcal{G}) = c(\mathcal{G}_{l-1}) + c(s_l)$. Finally, since the definition of ϵ implies $\epsilon \kappa = h[\mathcal{G}_{l-1}, u_{1:T}(\mathcal{G}_{l-1})] - \kappa$, and the definition of \mathcal{G} is $\mathcal{G} = \hat{\mathcal{S}}$, the proof of ineq. (19) is complete. ■

Proof of Theorem 3's part (2) (Algorithm 3's running time): The proof is similar to the proof of Theorem 2's part (2)

(Algorithm 1's running time) and for this reason we omit it. ■

APPENDIX E PROOF OF THEOREM 4

Proof of Theorem 4: We complete the proof by first deriving a lower bound for the numerator of the supermodularity ratio γ_g , and then, by deriving an upper bound for the denominator of the supermodularity ratio γ_g .

We use the following notation: $c \triangleq \mathbb{E}(x_1^\top N_1 x_1) + \sum_{t=1}^T \text{tr}(W_t S_t)$, and for any sensor set $\mathcal{S} \subseteq \mathcal{V}$, and time $t = 1, 2, \dots, T$, $f_t(\mathcal{S}) \triangleq \text{tr}(\Theta_t \Sigma_{t|t}(\mathcal{S}))$. Then, the cost function $g(\mathcal{S})$ in eq. (16) is written as $g(\mathcal{S}) = c + \sum_{t=1}^T f_t(\mathcal{S})$, due to eq. (28) in Lemma 10.

a) *Lower bound for the numerator of the supermodularity ratio γ_g :* Per the supermodularity ratio Definition 5, the numerator of the submodularity ratio γ_g is of the form

$$\sum_{t=1}^T [f_t(\mathcal{S}) - f_t(\mathcal{S} \cup \{v\})], \quad (47)$$

for some sensor set $\mathcal{S} \subseteq \mathcal{V}$, and sensor $v \in \mathcal{V}$; to lower bound the sum in (47), we lower bound each $f_t(\mathcal{S}) - f_t(\mathcal{S} \cup \{v\})$. To this end, from eq. (23) in Lemma 5, observe

$$\Sigma_{t|t}(\mathcal{S} \cup \{v\}) = [\Sigma_{t|t-1}^{-1}(\mathcal{S} \cup \{v\}) + \sum_{i \in \mathcal{S} \cup \{v\}} \bar{C}_{i,t}^\top \bar{C}_{i,t}]^{-1}$$

Define $\Omega_t = \Sigma_{t|t-1}^{-1}(\mathcal{S}) + \sum_{i \in \mathcal{S}} \bar{C}_{i,t}^\top \bar{C}_{i,t}$, and $\bar{\Omega}_t = \Sigma_{t|t-1}^{-1}(\mathcal{S} \cup \{v\}) + \sum_{i \in \mathcal{S}} \bar{C}_{i,t}^\top \bar{C}_{i,t}$; using the Woodbury identity in Lemma 3,

$$\begin{aligned} f_t(\mathcal{S} \cup \{v\}) &= \text{tr}(\Theta_t \bar{\Omega}_t^{-1}) - \\ &\text{tr}(\Theta_t \bar{\Omega}_t^{-1} \bar{C}_{v,t}^\top (I + \bar{C}_{v,t} \bar{\Omega}_t^{-1} \bar{C}_{v,t}^\top)^{-1} \bar{C}_{v,t} \bar{\Omega}_t^{-1}). \end{aligned}$$

Therefore, for any time $t \in \{1, 2, \dots, T\}$,

$$\begin{aligned} f_t(\mathcal{S}) - f_t(\mathcal{S} \cup \{v\}) &= \\ &\text{tr}(\Theta_t \Omega_t^{-1}) - \text{tr}(\Theta_t \bar{\Omega}_t^{-1}) + \\ &\text{tr}(\Theta_t \bar{\Omega}_t^{-1} \bar{C}_{v,t}^\top (I + \bar{C}_{v,t} \bar{\Omega}_t^{-1} \bar{C}_{v,t}^\top)^{-1} \bar{C}_{v,t} \bar{\Omega}_t^{-1}) \geq \\ &\text{tr}(\Theta_t \bar{\Omega}_t^{-1} \bar{C}_{v,t}^\top (I + \bar{C}_{v,t} \bar{\Omega}_t^{-1} \bar{C}_{v,t}^\top)^{-1} \bar{C}_{v,t} \bar{\Omega}_t^{-1}), \end{aligned} \quad (48)$$

where ineq. (48) holds because $\text{tr}(\Theta_t \Omega_t^{-1}) \geq \text{tr}(\Theta_t \bar{\Omega}_t^{-1})$. In particular, the inequality $\text{tr}(\Theta_t \Omega_t^{-1}) \geq \text{tr}(\Theta_t \bar{\Omega}_t^{-1})$ is implied as follows: Lemma 6 implies $\Sigma_{1|1}(\mathcal{S}) \succeq \Sigma_{1|1}(\mathcal{S} \cup \{v\})$. Then, Corollary 2 implies $\Sigma_{t|t-1}(\mathcal{S}) \succeq \Sigma_{t|t-1}(\mathcal{S} \cup \{v\})$, and as a result, Lemma 1 implies $\Sigma_{t|t-1}(\mathcal{S})^{-1} \preceq \Sigma_{t|t-1}(\mathcal{S} \cup \{v\})^{-1}$. Now, $\Sigma_{t|t-1}(\mathcal{S})^{-1} \preceq \Sigma_{t|t-1}(\mathcal{S} \cup \{v\})^{-1}$ and the definition of Ω_t and of $\bar{\Omega}_t$ imply $\Omega_t \preceq \bar{\Omega}_t$. Next, Lemma 1 implies $\Omega_t^{-1} \succeq \bar{\Omega}_t^{-1}$. As a result, since also Θ_t is a symmetric matrix, Lemma 4 gives the desired inequality $\text{tr}(\Theta_t \Omega_t^{-1}) \geq \text{tr}(\Theta_t \bar{\Omega}_t^{-1})$.

Continuing from the ineq. (48),

$$\begin{aligned} f_t(\mathcal{S}) - f_t(\mathcal{S} \cup \{v\}) &\geq \\ &\text{tr}(\bar{C}_{v,t} \bar{\Omega}_t^{-1} \Theta_t \bar{\Omega}_t^{-1} \bar{C}_{v,t}^\top (I + \bar{C}_{v,t} \bar{\Omega}_t^{-1} \bar{C}_{v,t}^\top)^{-1}) \geq \\ &\lambda_{\min}((I + \bar{C}_{v,t} \bar{\Omega}_t^{-1} \bar{C}_{v,t}^\top)^{-1}) \text{tr}(\bar{C}_{v,t} \bar{\Omega}_t^{-1} \Theta_t \bar{\Omega}_t^{-1} \bar{C}_{v,t}^\top), \end{aligned} \quad (49)$$

where ineq. (49) holds due to Lemma 2. From ineq. (49),

$$\begin{aligned}
f_t(\mathcal{S}) - f_t(\mathcal{S} \cup \{v\}) &\geq \\
&= \lambda_{\max}^{-1}(I + \bar{C}_{v,t} \bar{\Omega}_t^{-1} \bar{C}_{v,t}^\top) \text{tr}(\bar{C}_{v,t} \bar{\Omega}_t^{-1} \Theta_t \bar{\Omega}_t^{-1} \bar{C}_{v,t}^\top) \\
&\geq \lambda_{\max}^{-1}(I + \bar{C}_{v,t} \Sigma_{t|t}(\emptyset) \bar{C}_{v,t}^\top) \text{tr}(\bar{C}_{v,t} \bar{\Omega}_t^{-1} \Theta_t \bar{\Omega}_t^{-1} \bar{C}_{v,t}^\top) \\
&= \lambda_{\max}^{-1}(I + \bar{C}_{v,t} \Sigma_{t|t}(\emptyset) \bar{C}_{v,t}^\top) \text{tr}(\Theta_t \bar{\Omega}_t^{-1} \bar{C}_{v,t}^\top \bar{C}_{v,t} \bar{\Omega}_t^{-1}), \tag{50}
\end{aligned}$$

where we used $\bar{\Omega}_t^{-1} \preceq \Sigma_{t|t}(\emptyset)$, which holds because of the following: the definition of $\bar{\Omega}_t$ implies $\bar{\Omega}_t \succeq \Sigma_{t|t-1}(\mathcal{S} \cup \{v\})$, and as a result, from Lemma 1 we get $\bar{\Omega}_t^{-1} \preceq \Sigma_{t|t-1}(\mathcal{S} \cup \{v\})$. In addition, Corollary 2 and the fact that $\Sigma_{1|1}(\mathcal{S} \cup \{v\}) \preceq \Sigma_{1|1}(\emptyset)$, which holds due to Lemma 6, imply $\Sigma_{t|t-1}(\mathcal{S} \cup \{v\}) \preceq \Sigma_{t|t-1}(\emptyset)$. Finally, from eq. (23) in Lemma 5 it is $\Sigma_{t|t-1}(\emptyset) = \Sigma_{t|t}(\emptyset)$. Overall, the desired inequality $\bar{\Omega}_t^{-1} \preceq \Sigma_{t|t}(\emptyset)$ holds.

Consider a time $t' \in \{1, 2, \dots, T\}$ such that for any time $t \in \{1, 2, \dots, T\}$ it is $\bar{\Omega}_{t'}^{-1} \bar{C}_{v,t'}^\top \bar{C}_{v,t'} \bar{\Omega}_{t'}^{-1} \preceq \bar{\Omega}_t^{-1} \bar{C}_{v,t}^\top \bar{C}_{v,t} \bar{\Omega}_t^{-1}$, and let Φ be the matrix $\bar{\Omega}_{t'}^{-1} \bar{C}_{v,t'}^\top \bar{C}_{v,t'} \bar{\Omega}_{t'}^{-1}$; similarly, let l be the $\min_{t \in \{1, 2, \dots, T\}, v \in \mathcal{V}} \lambda_{\max}^{-1}(I + \bar{C}_{v,t} \Sigma_{t|t}(\emptyset) \bar{C}_{v,t}^\top)$. Summing ineq. (50) across all times $t \in \{1, 2, \dots, T\}$, and using Lemmata 4 and 2,

$$\begin{aligned}
g(\mathcal{S}) - g(\mathcal{S} \cup \{v\}) &\geq l \sum_{t=1}^T \text{tr}(\Theta_t \bar{\Omega}_t^{-1} \bar{C}_{v,t}^\top \bar{C}_{v,t} \bar{\Omega}_t^{-1}) \\
&\geq l \sum_{t=1}^T \text{tr}(\Theta_t \Phi) \\
&= l \text{tr} \left(\Phi \sum_{t=1}^T \Theta_t \right) \\
&\geq l \lambda_{\min} \left(\sum_{t=1}^T \Theta_t \right) \text{tr}(\Phi) \\
&> 0,
\end{aligned}$$

which is non-zero because $\sum_{t=1}^T \Theta_t \succ 0$ and Φ is a non-zero positive semi-definite matrix.

Finally, we lower bound $\text{tr}(\Phi)$, using Lemma 2:

$$\begin{aligned}
\text{tr}(\Phi) &= \text{tr}(\bar{\Omega}_{t'}^{-1} \bar{C}_{v,t'}^\top \bar{C}_{v,t'} \bar{\Omega}_{t'}^{-1}) \\
&= \text{tr}(\bar{\Omega}_{t'}^{-2} \bar{C}_{v,t'}^\top \bar{C}_{v,t'}) \\
&\geq \lambda_{\min}(\bar{\Omega}_{t'}^{-2}) \text{tr}(\bar{C}_{v,t'}^\top \bar{C}_{v,t'}) \\
&= \lambda_{\min}^2(\bar{\Omega}_{t'}^{-1}) \text{tr}(\bar{C}_{v,t'}^\top \bar{C}_{v,t'}) \\
&\geq \lambda_{\min}^2(\Sigma_{t'|t'}(\mathcal{V})) \text{tr}(\bar{C}_{v,t'}^\top \bar{C}_{v,t'}), \tag{51}
\end{aligned}$$

where ineq. (51) holds because $\bar{\Omega}_{t'}^{-1} \succeq \Sigma_{t'|t'}(\mathcal{V})$. In particular, the inequality $\bar{\Omega}_{t'}^{-1} \succeq \Sigma_{t'|t'}(\mathcal{S} \cup \{v\})$ is derived by applying Lemma 1 to the inequality $\bar{\Omega}_{t'} \preceq \bar{\Omega}_{t'} + \bar{C}_{v,t'}^\top \bar{C}_{v,t'} = \Sigma_{t'|t'}^{-1}(\mathcal{S} \cup \{v\})$, where the equality holds by the definition of $\bar{\Omega}_{t'}$. In addition, due to Lemma 6 it is $\Sigma_{1|1}(\mathcal{S} \cup \{v\}) \succeq \Sigma_{1|1}(\mathcal{V})$, and as a result, from Corollary 1 it also is $\Sigma_{t'|t'}(\mathcal{S} \cup \{v\}) \succeq \Sigma_{t'|t'}(\mathcal{V})$. Overall, the desired inequality $\bar{\Omega}_{t'}^{-1} \succeq \Sigma_{t'|t'}(\mathcal{V})$ holds.

b) Upper bound for the denominator of the supermodularity ratio γ_g : The denominator of the submodularity ratio γ_g is of the form

$$\sum_{t=1}^T [f_t(\mathcal{S}') - f_t(\mathcal{S}' \cup \{v\})],$$

for some sensor set $\mathcal{S}' \subseteq \mathcal{V}$, and sensor $v \in \mathcal{V}$; to upper bound it, from eq. (23) in Lemma 5 of Appendix A, observe

$$\Sigma_{t|t}(\mathcal{S}' \cup \{v\}) = [\Sigma_{t|t-1}^{-1}(\mathcal{S}' \cup \{v\}) + \sum_{i \in \mathcal{S}' \cup \{v\}} \bar{C}_{i,t}^\top \bar{C}_{i,t}]^{-1},$$

and let $H_t = \Sigma_{t|t-1}^{-1}(\mathcal{S}') + \sum_{i \in \mathcal{S}'} \bar{C}_{i,t}^\top \bar{C}_{i,t}$, and $\bar{H}_t = \Sigma_{t|t-1}^{-1}(\mathcal{S}' \cup \{v\}) + \sum_{i \in \mathcal{S}'} \bar{C}_{i,t}^\top \bar{C}_{i,t}$; using the Woodbury identity in Lemma 3,

$$\begin{aligned}
f_t(\mathcal{S}' \cup \{v\}) &= \text{tr}(\Theta_t \bar{H}_t^{-1}) - \\
&\quad \text{tr}(\Theta_t \bar{H}_t^{-1} \bar{C}_{v,t}^\top (I + \bar{C}_{v,t} \bar{H}_t^{-1} \bar{C}_{v,t}^\top)^{-1} \bar{C}_{v,t} \bar{H}_t^{-1}).
\end{aligned}$$

Therefore,

$$\begin{aligned}
\sum_{t=1}^T [f_t(\mathcal{S}') - f_t(\mathcal{S}' \cup \{v\})] &= \\
&\sum_{t=1}^T [\text{tr}(\Theta_t H_t^{-1}) - \text{tr}(\Theta_t \bar{H}_t^{-1}) + \\
&\quad \text{tr}(\Theta_t \bar{H}_t^{-1} \bar{C}_{v,t}^\top (I + \bar{C}_{v,t} \bar{H}_t^{-1} \bar{C}_{v,t}^\top)^{-1} \bar{C}_{v,t} \bar{H}_t^{-1})] \leq
\end{aligned}$$

$$\begin{aligned}
&\sum_{t=1}^T [\text{tr}(\Theta_t H_t^{-1}) + \\
&\quad \text{tr}(\Theta_t \bar{H}_t^{-1} \bar{C}_{v,t}^\top (I + \bar{C}_{v,t} \bar{H}_t^{-1} \bar{C}_{v,t}^\top)^{-1} \bar{C}_{v,t} \bar{H}_t^{-1})], \tag{52}
\end{aligned}$$

where ineq. (52) holds since $\text{tr}(\Theta_t \bar{H}_t^{-1})$ is non-negative. In eq. (52), the second term in the sum is upper bounded as follows, using Lemma 2:

$$\begin{aligned}
&\text{tr}(\Theta_t \bar{H}_t^{-1} \bar{C}_{v,t}^\top (I + \bar{C}_{v,t} \bar{H}_t^{-1} \bar{C}_{v,t}^\top)^{-1} \bar{C}_{v,t} \bar{H}_t^{-1}) = \\
&\text{tr}(\bar{C}_{v,t} \bar{H}_t^{-1} \Theta_t \bar{H}_t^{-1} \bar{C}_{v,t}^\top (I + \bar{C}_{v,t} \bar{H}_t^{-1} \bar{C}_{v,t}^\top)^{-1}) \leq \\
&\text{tr}(\bar{C}_{v,t} \bar{H}_t^{-1} \Theta_t \bar{H}_t^{-1} \bar{C}_{v,t}^\top) \lambda_{\max}[(I + \bar{C}_{v,t} \bar{H}_t^{-1} \bar{C}_{v,t}^\top)^{-1}] = \\
&\text{tr}(\bar{C}_{v,t} \bar{H}_t^{-1} \Theta_t \bar{H}_t^{-1} \bar{C}_{v,t}^\top) \lambda_{\min}^{-1}(I + \bar{C}_{v,t} \bar{H}_t^{-1} \bar{C}_{v,t}^\top) \leq \\
&\text{tr}(\bar{C}_{v,t} \bar{H}_t^{-1} \Theta_t \bar{H}_t^{-1} \bar{C}_{v,t}^\top) \lambda_{\min}^{-1}(I + \bar{C}_{v,t} \Sigma_{t|t}(\mathcal{V}) \bar{C}_{v,t}^\top), \tag{53}
\end{aligned}$$

since $\lambda_{\min}(I + \bar{C}_{v,t} \bar{H}_t^{-1} \bar{C}_{v,t}^\top) \geq \lambda_{\min}(I + \bar{C}_{v,t} \Sigma_{t|t}(\mathcal{V}) \bar{C}_{v,t}^\top)$, because $\bar{H}_t^{-1} \succeq \Sigma_{t|t}(\mathcal{V})$. In particular, the inequality $\bar{H}_t^{-1} \succeq \Sigma_{t|t}(\mathcal{V})$ is derived as follows: first, it is $\bar{H}_t \preceq \bar{H}_t + \bar{C}_{v,t}^\top \bar{C}_{v,t} = \Sigma_{t|t}(\mathcal{S}' \cup \{v\})^{-1}$, where the equality holds by the definition of \bar{H}_t , and now Lemma 1 implies $\bar{H}_t^{-1} \succeq \Sigma_{t|t}(\mathcal{S}' \cup \{v\})$. In addition, $\Sigma_{t|t}(\mathcal{S}' \cup \{v\}) \succeq \Sigma_{t|t}(\mathcal{V})$ is implied from Corollary 1, since Lemma 6 implies $\Sigma_{1|1}(\mathcal{S}' \cup \{v\}) \succeq \Sigma_{1|1}(\mathcal{V})$. Overall, the desired inequality $\bar{H}_t^{-1} \succeq \Sigma_{t|t}(\mathcal{V})$ holds.

Let $l' = \max_{t \in \{1, 2, \dots, T\}, v \in \mathcal{V}} \lambda_{\min}^{-1}(I + \bar{C}_{v,t} \Sigma_{t|t}(\mathcal{V}) \bar{C}_{v,t}^\top)$. From ineqs. (52) and (53),

$$\begin{aligned}
\sum_{t=1}^T [f_t(\mathcal{S}') - f_t(\mathcal{S}' \cup \{v\})] &\leq \\
&\sum_{t=1}^T [\text{tr}(\Theta_t H_t^{-1}) + l' \text{tr}(\Theta_t \bar{H}_t^{-1} \bar{C}_{v,t}^\top \bar{C}_{v,t} \bar{H}_t^{-1})]. \tag{54}
\end{aligned}$$

Consider times $t' \in \{1, 2, \dots, T\}$ and $t'' \in \{1, 2, \dots, T\}$ such that for any time $t \in \{1, 2, \dots, T\}$, it is $H_{t'}^{-1} \succeq H_t^{-1}$ and $\bar{H}_{t''}^{-1} \bar{C}_{v,t''}^\top \bar{C}_{v,t''} \bar{H}_{t''}^{-1} \succeq \bar{H}_t^{-1} \bar{C}_{v,t}^\top \bar{C}_{v,t} \bar{H}_t^{-1}$, and let $\Xi = H_{t'}^{-1}$ and $\Phi' = \bar{H}_{t''}^{-1} \bar{C}_{v,t''}^\top \bar{C}_{v,t''} \bar{H}_{t''}^{-1}$. From ineq. (54), and Lemma 4,

$$\begin{aligned} & \sum_{t=1}^T [f_t(S') - f_t(S' \cup \{v\})] \leq \\ & \sum_{t=1}^T [\text{tr}(\Theta_t \Xi) + l' \text{tr}(\Theta_t \Phi')] \leq \\ & \text{tr} \left(\Xi \sum_{t=1}^T \Theta_t \right) + l' \text{tr} \left(\Phi' \sum_{t=1}^T \Theta_t \right) \leq \\ & (\text{tr}(\Xi) + l' \text{tr}(\Phi')) \lambda_{\max} \left(\sum_{t=1}^T \Theta_t \right). \end{aligned} \quad (55)$$

Finally, we upper bound $\text{tr}(\Xi) + l' \text{tr}(\Phi')$ in ineq. (55), using Lemma 2:

$$\begin{aligned} & \text{tr}(\Xi) + l' \text{tr}(\Phi') \leq \\ & \text{tr}(H_{t'}^{-1}) + \end{aligned} \quad (56)$$

$$\begin{aligned} & l' \lambda_{\max}^2(\bar{H}_{t''}^{-1}) \text{tr}(\bar{C}_{v,t''}^\top \bar{C}_{v,t''}) \leq \\ & \text{tr}(\Sigma_{t'|t''}(\emptyset)) + l' \lambda_{\max}^2(\Sigma_{t''|t''}(\emptyset)) \text{tr}(\bar{C}_{v,t''}^\top \bar{C}_{v,t''}), \end{aligned} \quad (57)$$

where ineq. (57) holds because $H_{t'}^{-1} \preceq \Sigma_{t'|t''}(\emptyset)$, and similarly, $\bar{H}_{t''}^{-1} \preceq \Sigma_{t''|t''}(\emptyset)$. In particular, the inequality $H_{t'}^{-1} \preceq \Sigma_{t'|t''}(\emptyset)$ is implied as follows: first, by the definition of $H_{t'}$, it is $H_{t'}^{-1} = \Sigma_{t'|t'}(S')$; and finally, Corollary 1 and the fact that $\Sigma_{1|1}(S') \preceq \Sigma_{1|1}(\emptyset)$, which holds due to Lemma 6, imply $\Sigma_{t'|t'}(S') \preceq \Sigma_{t'|t'}(\emptyset)$. In addition, the inequality $\bar{H}_{t''}^{-1} \preceq \Sigma_{t''|t''}(\emptyset)$ is implied as follows: first, by the definition of $\bar{H}_{t''}$, it is $\bar{H}_{t''}^{-1} \succeq \Sigma_{t''|t''-1}^{-1}(S' \cup \{v\})$, and as a result, Lemma 1 implies $\bar{H}_{t''}^{-1} \preceq \Sigma_{t''|t''-1}^{-1}(S' \cup \{v\})$. Moreover, Corollary 2 and the fact that $\Sigma_{1|1}(S \cup \{v\}) \preceq \Sigma_{1|1}(\emptyset)$, which holds due to Lemma 6, imply $\Sigma_{t''|t''-1}(S' \cup \{v\}) \preceq \Sigma_{t''|t''-1}(\emptyset)$. Finally, from eq. (23) in Lemma 5 it is $\Sigma_{t''|t''-1}(\emptyset) = \Sigma_{t''|t''}(\emptyset)$. Overall, the desired inequality $\bar{H}_{t''}^{-1} \preceq \Sigma_{t''|t''}(\emptyset)$ holds. ■

APPENDIX F PROOF OF THEOREM 5

For the proof of Theorem 5, we use Lemmata 16-19 below.

Lemma 16 (System-level condition for near-optimal co-design). Let N_1 be defined as in eq. (9). The control policy $u_{1:T}^o \triangleq (0, 0, \dots, 0)$ is suboptimal for the LQG problem in eq. (22) for all non-zero initial conditions x_1 if and only if

$$\sum_{t=1}^T A_1^\top \cdots A_t^\top Q_t A_t \cdots A_1 \succ N_1. \quad (58)$$

Proof of Lemma 16: For any initial condition x_1 , eq. (28) in Lemma 10 implies for the noiseless perfect state information LQG problem in eq. (22):

$$\min_{u_{1:T}} \sum_{t=1}^T [\|x_{t+1}\|_{Q_t}^2 + \|u_t(x_t)\|_{R_t}^2] \Big|_{\Sigma_{t|t}=W_t=0} = x_1^\top N_1 x_1, \quad (59)$$

since $\mathbb{E}(\|x_1\|_{N_1}^2) = x_1^\top N_1 x_1$, because x_1 is known ($\Sigma_{1|1} = 0$), and $\Sigma_{t|t}$ and W_t are zero. In addition, for $u_{1:T} = (0, 0, \dots, 0)$, the objective function in the noiseless perfect state information LQG problem in eq. (22) is

$$\begin{aligned} & \sum_{t=1}^T [\|x_{t+1}\|_{Q_t}^2 + \|u_t(x_t)\|_{R_t}^2] \Big|_{\Sigma_{t|t}=W_t=0} \\ & = \sum_{t=1}^T x_{t+1}^\top Q_t x_{t+1} \\ & = x_1^\top \sum_{t=1}^T A_1^\top A_2^\top \cdots A_t^\top Q_t A_t A_{t-1} \cdots A_1 x_1, \end{aligned} \quad (60)$$

since $x_{t+1} = A_t x_t = A_t A_{t-1} x_{t-1} = \dots = A_t A_{t-1} \cdots A_1 x_1$ when all u_1, u_2, \dots, u_T are zero.

From eqs. (59) and (60), the inequality

$$x_1^\top N_1 x_1 < x_1^\top \sum_{t=1}^T A_1^\top A_2^\top \cdots A_t^\top Q_t A_t A_{t-1} \cdots A_1 x_1$$

holds for any non-zero x_1 if and only if

$$N_1 \prec \sum_{t=1}^T A_1^\top \cdots A_t^\top Q_t A_t A_{t-1} \cdots A_1. \quad \blacksquare$$

Lemma 17. For any $t = 1, 2, \dots, T$,

$$\Theta_t = A_t^\top S_t A_t + Q_{t-1} - S_{t-1}.$$

Proof of Lemma 17: Using the Woodbury identity in Lemma 3, and the notation in eq. (9),

$$\begin{aligned} N_t &= A_t^\top (S_t^{-1} + B_t R_t^{-1} B_t^\top)^{-1} A_t \\ &= A_t^\top (S_t - S_t B_t M_t^{-1} B_t^\top S_t) A_t \\ &= A_t^\top S_t A_t - \Theta_t. \end{aligned}$$

The latter, gives $\Theta_t = A_t^\top S_t A_t - N_t$. In addition, from eq. (9), $-N_t = Q_{t-1} - S_{t-1}$, since $S_t = Q_t + N_{t+1}$. ■

Lemma 18. $\sum_{t=1}^T A_1^\top A_2^\top \cdots A_t^\top Q_t A_t A_{t-1} \cdots A_1 \succ N_1$ if and only if

$$\sum_{t=1}^T A_1^\top A_2^\top \cdots A_{t-1}^\top \Theta_t A_{t-1} A_{t-2} \cdots A_1 \succ 0.$$

Proof of Lemma 18: For $i = t-1, t-2, \dots, 1$, we pre- and post-multiply the identity in Lemma 17 with A_i^\top and A_i , respectively:

$$\begin{aligned} & \Theta_t = A_t^\top S_t A_t + Q_{t-1} - S_{t-1} \Rightarrow \\ & A_{t-1}^\top \Theta_t A_{t-1} = A_{t-1}^\top A_t^\top S_t A_t A_{t-1} + A_{t-1}^\top Q_{t-1} A_{t-1} - \\ & \quad A_{t-1}^\top S_{t-1} A_{t-1} \Rightarrow \\ & A_{t-1}^\top \Theta_t A_{t-1} = A_{t-1}^\top A_t^\top S_t A_t A_{t-1} + A_{t-1}^\top Q_{t-1} A_{t-1} - \\ & \quad \Theta_{t-1} + Q_{t-2} - S_{t-2} \Rightarrow \\ & \Theta_{t-1} + A_{t-1}^\top \Theta_t A_{t-1} = A_{t-1}^\top A_t^\top S_t A_t A_{t-1} + \\ & \quad A_{t-1}^\top Q_{t-1} A_{t-1} + Q_{t-2} - S_{t-2} \Rightarrow \\ & \dots \Rightarrow \\ & \Theta_2 + A_2^\top \Theta_3 A_2 + \dots + A_2^\top \cdots A_{t-1}^\top \Theta_t A_{t-1} \cdots A_2 = \\ & A_2^\top \cdots A_t^\top S_t A_t \cdots A_2 + A_2^\top \cdots A_{t-1}^\top Q_{t-1} A_{t-1} \cdots A_2 + \\ & \quad \dots + A_2^\top Q_2 A_2 + Q_1 - S_1 \Rightarrow \\ & \Theta_1 + A_1^\top \Theta_2 A_1 + \dots + A_1^\top \cdots A_{t-1}^\top \Theta_t A_{t-1} \cdots A_1 = \\ & A_1^\top \cdots A_t^\top S_t A_t \cdots A_1 + A_1^\top \cdots A_{t-1}^\top Q_{t-1} A_{t-1} \cdots A_1 + \\ & \quad \dots + A_1^\top Q_1 A_1 - N_1 \Rightarrow \\ & \sum_{t=1}^T A_1^\top \cdots A_{t-1}^\top \Theta_t A_{t-1} \cdots A_1 = \\ & \quad \sum_{t=1}^T A_1^\top \cdots A_t^\top Q_t A_t \cdots A_1 - N_1. \end{aligned} \quad (61)$$

The last equality in eq. (61) implies Lemma 18. \blacksquare

Lemma 19. Consider for any $t = 1, 2, \dots, T$ that A_t is invertible. $\sum_{t=1}^T A_1^\top A_2^\top \cdots A_{t-1}^\top \Theta_t A_{t-1} A_{t-2} \cdots A_1 \succ 0$ if and only if

$$\sum_{t=1}^T \Theta_t \succ 0.$$

Proof of Lemma 19: Let $U_t = A_{t-1} A_{t-2} \cdots A_1$.

We first prove that for any non-zero vector z , if it is $\sum_{t=1}^T A_1^\top A_2^\top \cdots A_{t-1}^\top \Theta_t A_{t-1} A_{t-2} \cdots A_1 \succ 0$, then $\sum_{t=1}^T z^\top \Theta_t z > 0$. In particular, since U_t is invertible, — because for any $t \in \{1, 2, \dots, T\}$, A_t is,—

$$\begin{aligned} \sum_{t=1}^T z^\top \Theta_t z &= \sum_{t=1}^T z^\top U_t^{-\top} U_t^\top \Theta_t U_t U_t^{-1} z \\ &= \sum_{t=1}^T \text{tr}(\phi_t \phi_t^\top U_t^\top \Theta_t U_t), \end{aligned} \quad (62)$$

where we let $\phi_t = U_t^{-1} z$. Consider a time t' such that for any time $t \in \{1, 2, \dots, T\}$, $\phi_{t'} \phi_{t'}^\top \preceq \phi_t \phi_t^\top$. From eq. (62), using Lemmata 4 and 2,

$$\begin{aligned} \sum_{t=1}^T z^\top \Theta_t z &\geq \sum_{t=1}^T \text{tr}(\phi_{t'} \phi_{t'}^\top U_t^\top \Theta_t U_t) \\ &\geq \text{tr}\left(\phi_{t'} \phi_{t'}^\top \sum_{t=1}^T U_t^\top \Theta_t U_t\right) \\ &\geq \text{tr}(\phi_{t'} \phi_{t'}^\top) \lambda_{\min}\left(\sum_{t=1}^T U_t^\top \Theta_t U_t\right) \\ &= \|\phi_{t'}\|_2^2 \lambda_{\min}\left(\sum_{t=1}^T U_t^\top \Theta_t U_t\right) \\ &> 0. \end{aligned}$$

We finally prove that for any non-zero vector z , if $\sum_{t=1}^T \Theta_t \succ 0$, then $\sum_{t=1}^T z A_1^\top \cdots A_{t-1}^\top \Theta_t A_{t-1} \cdots A_1 z \succ 0$. In particular,

$$\sum_{t=1}^T z^\top U_t^\top \Theta_t U_t z = \sum_{t=1}^T \text{tr}(\xi_t^\top \Theta_t \xi_t), \quad (63)$$

where we let $\xi_t = U_t z$. Consider time t' such that for any time $t \in \{1, 2, \dots, T\}$, $\xi_{t'} \xi_{t'}^\top \preceq \xi_t \xi_t^\top$. From eq. (62), using Lemmata 4 and 2,

$$\begin{aligned} \sum_{t=1}^T \text{tr}(\xi_t^\top \Theta_t \xi_t) &\geq \text{tr}\left(\xi_{t'} \xi_{t'}^\top \sum_{t=1}^T \Theta_t\right) \\ &\geq \text{tr}(\xi_{t'} \xi_{t'}^\top) \lambda_{\min}\left(\sum_{t=1}^T \Theta_t\right) \\ &= \|\xi_{t'}\|_2^2 \lambda_{\min}\left(\sum_{t=1}^T \Theta_t\right) \\ &> 0. \end{aligned} \quad \blacksquare$$

Proof of Theorem 5: Theorem 5 follows from the sequential application of Lemmata 16, 18, and 19. \blacksquare