

Entropy Rate Estimation for Markov Chains with Large State Space

Yanjun Han*, Jiantao Jiao*, Chuan-Zheng Lee*, Tsachy Weissman*, Yihong Wu†, Tiancheng Yu‡

April 4, 2019

Abstract

Estimating the entropy based on data is one of the prototypical problems in distribution property testing and estimation. For estimating the Shannon entropy of a distribution on S elements with independent samples, [Pan04] showed that the sample complexity is sublinear in S , and [VV11a] showed that consistent estimation of Shannon entropy is possible if and only if the sample size n far exceeds $\frac{S}{\log S}$. In this paper we consider the problem of estimating the entropy rate of a stationary reversible Markov chain with S states from a sample path of n observations. We show that

- (a) As long as the Markov chain mixes not too slowly, *i.e.*, the relaxation time is at most $O(\frac{S}{\ln^3 S})$, consistent estimation is achievable when $n \gg \frac{S^2}{\log S}$.
- (b) As long as the Markov chain has some slight dependency, *i.e.*, the relaxation time is at least $1 + \Omega(\frac{\ln^2 S}{\sqrt{S}})$, consistent estimation is impossible when $n \lesssim \frac{S^2}{\log S}$.

Under both assumptions, the optimal estimation accuracy is shown to be $\Theta(\frac{S^2}{n \log S})$. In comparison, the empirical entropy rate requires at least $\Omega(S^2)$ samples to be consistent, even when the Markov chain is memoryless. In addition to synthetic experiments, we also apply the estimators that achieve the optimal sample complexity to estimate the entropy rate of the English language in the Penn Treebank and the Google One Billion Words corpora, which provides a natural benchmark for language modeling and relates it directly to the widely used perplexity measure.

1 Introduction

Consider a stationary stochastic process $\{X_t\}_{t=1}^\infty$, where each X_t takes values in a finite alphabet \mathcal{X} of size S . The *Shannon entropy rate* (or simply *entropy rate*) of this process is defined as [CT06]

$$\bar{H} = \lim_{n \rightarrow \infty} \frac{1}{n} H(X^n), \quad (1)$$

where

$$H(X^n) = \sum_{x^n \in \mathcal{X}^n} P_{X^n}(x^n) \ln \frac{1}{P_{X^n}(x^n)}$$

*Yanjun Han, Jiantao Jiao, Chuan-Zheng Lee, Tsachy Weissman are with the Department of Electrical Engineering, Stanford University, email: {jiantao, yjhan, czlee, tsachy}@stanford.edu

†Yihong Wu is with the Department of Statistics and Data Science, Yale University, email: yihong.wu@yale.edu

‡Tiancheng Yu is with the Department of Electronic Engineering, Tsinghua University, email: thueeyutc14@foxmail.com

is the *Shannon entropy* (or *entropy*) of the random vector $X^n = (X_1, X_2, \dots, X_n)$ and $P_{X^n}(x^n) = \mathbb{P}(X_1 = x_1, \dots, X_n = x_n)$ is the joint probability mass function. Since the entropy of a random variable depends only on its distribution, we also refer to the entropy $H(P)$ of a discrete distribution $P = (p_1, p_2, \dots, p_S)$, defined as

$$H(P) = \sum_{i=1}^S p_i \ln \frac{1}{p_i}. \quad (2)$$

The Shannon entropy rate is the fundamental limit of the expected logarithmic loss when predicting the next symbol, given the all past symbols. It is also the fundamental limit of data compressing for stationary stochastic processes in terms of the average number of bits required to represent each symbol [CT06, CBL06]. Estimating the entropy rate of a stochastic process is a fundamental problem in information theory, statistics, and machine learning; and it has diverse applications—see, for example, [Sha51, LLY00, SQBB10, TNS⁺11, WH12, KLMCP13].

There exists extensive literature on entropy rate estimation. It is known from data compression theory that the normalized codelength of any *universal* code is a consistent estimator for the entropy rate as the number of samples approaches infinity. This observation has inspired a large variety of entropy rate estimators; see *e.g.* [WZ89, KASW98, EVKV02, CKV04, JPZ⁺13].

However, most of this work has been in the asymptotic regime [Shi96, CG05]. Attention to *non-asymptotic* analysis has only been more recent, and to date, almost only for i.i.d. data. There has been little work on the non-asymptotic performance of an entropy rate estimator for dependent data—that is, where the alphabet size is large (making asymptotically large datasets infeasible) and the stochastic process has memory. An understanding of this large-alphabet regime is increasingly important in modern machine learning applications.

For example, there have been substantial recent advances in probabilistic language models, which are used in applications such as machine translation and search query completion. The entropy rate of (say) the English language represents a fundamental limit on the efficacy of a language model (measured by its *perplexity*), so it is of interest to language model researchers to obtain an accurate estimate of the entropy rate, which sheds light on how much room there is left for improvement. However, since the alphabet size here is the size of the entire English lexicon, and Google’s One Billion Words corpus includes about two million unique words,¹ it is unrealistic to assume the large-sample asymptotics especially when dealing with combinations of words (bigrams, trigrams, etc). It is therefore of significant practical importance to investigate the optimal entropy rate estimator with limited sample size.

In the context of non-asymptotic analysis for i.i.d. samples, Paninski [Pan04] first showed that the Shannon entropy can be consistently estimated with $o(S)$ samples when the alphabet size S approaches infinity. The seminal work of [VV11a] showed that when estimating the entropy rate of an i.i.d. source, $n \gg \frac{S}{\log S}$ samples are necessary and sufficient for consistency. The entropy estimators proposed in [VV11a] and refined in [VV13], based on linear programming, have not been shown to achieve the minimax estimation rate. Another estimator proposed by the same authors [VV11b] has been shown to achieve the minimax rate in the restrictive regime of $\frac{S}{\ln S} \lesssim n \lesssim \frac{S^{1.03}}{\ln S}$. Using the idea of best polynomial approximation, the independent work of [WY16] and [JWHW15] obtained estimators that achieve the minimax mean-square error $\Theta((\frac{S}{n \log S})^2 + \frac{\log^2 S}{n})$ for entropy estimation. The intuition for the $\Theta(\frac{S}{\log S})$ sample complexity in the independent case can be interpreted as follows: as opposed to estimating the entire distribution which has $S - 1$

¹This exceeds the estimated vocabulary of the English language partly because different forms of a word count as different words in language models, and partly because of edge cases in tokenization, the automatic splitting of text into “words”.

parameters and requires $\Theta(S)$ samples, estimating the scalar functional (entropy) can be done with a logarithmic factor reduction of samples. For Markov chains which are characterized by the transition matrix consisting of $S(S - 1)$ free parameters, it is reasonable to expect an $\Theta(\frac{S^2}{\log S})$ sample complexity. Indeed, we will show that this is correct provided the mixing time is not too slow.

Estimating the entropy rate of a Markov chain falls in the general area of property testing and estimation with dependent data. The prior work [KV16] provided a non-asymptotic analysis of maximum-likelihood estimation of entropy rate in Markov chains and showed that it is necessary to assume certain assumptions on the mixing time for otherwise the entropy rate is impossible to estimate. There has been some progress in related questions of estimating the mixing time from sample path [HKS15, LP16] and estimating the transition matrix [FOPS16]. The current paper makes contribution to this growing field. In particular, the main results of this paper are highlighted as follows:

- We provide a tight analysis of the sample complexity of the empirical entropy rate for Markov chains when the mixing time is not too large. This refines results in [KV16] and shows that when mixing is not too slow, the sample complexity of the empirical entropy does not depend on the mixing time.
- We obtain a characterization of the optimal sample complexity for estimating the entropy rate of a stationary reversible Markov chain in terms of the sample size, state space size, and mixing time, and partially resolve one of the open questions raised in [KV16]. In particular, we show that when the mixing is neither too fast nor too slow, the sample complexity does not depend on mixing time. In this regime, the performance of the optimal estimator with n samples is essentially that of the empirical entropy rate with $n \log n$ samples. As opposed to the lower bound for estimating the mixing time in [HKS15] obtained by applying Le Cam’s method to two Markov chains which produce are statistically indistinguishable, the minimax lower bound in the current paper is much more involved, which, in addition to a series of reductions by means of simulation, relies on constructing two stationary reversible Markov chains with *random* transition matrices [BCC10], so that the marginal distributions of the sample paths are statistically indistinguishable.
- We construct estimators that are efficiently computable and achieve the minimax sample complexity. The key step is to connect the entropy rate estimation problem to Shannon entropy estimation on large alphabets with i.i.d. samples. The analysis uses an alternative probabilistic descriptions of Markov chains by Billingsley [Bil61] and concentration inequalities for Markov chains.
- We compare the empirical performance of various estimators for entropy rate on a variety of synthetic data sets, and demonstrate the superior performances of the information-theoretically optimal estimators compared to the empirical entropy rate.
- We apply the information-theoretically optimal estimators to estimate the entropy rate of the Penn Treebank (PTB) and the Google One Billion Words (1BW) datasets. We show that even only with estimates using up to 4-grams, there may exist language models that achieve better perplexity than the current state-of-the-art.

The rest of the paper is organized as follows. After setting up preliminary definitions in Section 2, we present a summary of our main results in Section 3. We analyze the empirical entropy rate and prove the achievability theorems for both the empirical entropy rate and our entropy rate

estimator in Section 4. The lower bound on the sample complexity for the empirical entropy rate is proven in Section 5.1, and the minimax lower bound is proven in Section 5.2. Section 6 provides empirical results on the performance of various entropy rate estimators on synthetic data, and Section 7 applies the estimators to estimate the entropy rate of the Penn Treebank (PTB) and the Google One Billion Words (1BW) datasets. The auxiliary lemmas used throughout the paper are collected in Section 8, and the proofs of the lemmas are presented in Section 9.

2 Preliminaries

We denote by $\text{multi}(n, P)$ the multinomial distribution with n number of trials and event probability vector P . Consider a first-order Markov chain X_0, X_1, X_2, \dots on a finite state space $\mathcal{X} = \{1, 2, \dots, S\}$ with transition kernel T . We denote the entries of T as T_{ij} , that is, $T_{ij} = P_{X_2|X_1}(j|i)$ for $i, j \in \mathcal{X}$. Let T_i denote the i th row of T , which is the conditional law of X_2 given $X_1 = i$. Throughout the paper, we focus on first-order Markov chains, since any finite-order Markov chain can be converted to a first-order one by extending the state space [Bil61].

We say that a Markov chain is *stationary* if the distribution of X_1 , denoted by $\pi \triangleq P_{X_1}$, satisfies

$$\sum_{i=1}^S \pi_i T_{ij} = \pi_j \quad \text{for all } j \in \mathcal{X}. \quad (3)$$

We say that a Markov chain is *reversible* if it satisfies the detailed balance equations,

$$\pi_i T_{ij} = \pi_j T_{ji} \quad \text{for all } i, j \in \mathcal{X}. \quad (4)$$

If a Markov chain is reversible, the (left) spectrum of its transition matrix T contains S real eigenvalues, which we denote as $1 = \lambda_1 \geq \lambda_2 \geq \dots \geq \lambda_S \geq -1$. We define the spectral gap of a reversible Markov chain as

$$\gamma(T) = 1 - \lambda_2. \quad (5)$$

The *absolute spectral gap* of T is defined as

$$\gamma^*(T) = 1 - \max_{i \geq 2} |\lambda_i|, \quad (6)$$

and it clearly follows that, for any reversible Markov chain,

$$\gamma(T) \geq \gamma^*(T). \quad (7)$$

The *relaxation time* of a reversible Markov chain is defined as

$$\tau_{\text{rel}}(T) = \frac{1}{\gamma^*(T)}. \quad (8)$$

The relaxation time of a reversible Markov chain (approximately) captures its mixing time, which roughly speaking is the smallest n for which the marginal distribution of X_n is close to the Markov chain's stationary distribution. We refer to [MT06] for a survey. In fact, $\tau_{\text{rel}} \geq 1$ always, and $\tau_{\text{rel}} = 1$ when the Markov chain has no memory. Intuitively speaking, the shorter the relaxation time τ_{rel} , the faster the Markov chain “mixes”: that is, the shorter its “memory”, or the sooner evolutions of the Markov chain from different initial states begin to look similar.

We consider the following observation model. We observe a sample path of a stationary finite-state Markov chain X_0, X_1, \dots, X_n .² Since the limit in (1) exists for any stationary process [CT06],

²We assume that the Markov chain starts at X_0 rather than X_1 in order to simplify some formulae.

the entropy rate of any stationary Markov chain is always well-defined without any additional assumptions on mixing time, irreducibility, or aperiodicity. Furthermore, for Markov chains the Shannon entropy rate \bar{H} in (1) reduces to

$$\bar{H} = \sum_{i=1}^S \pi_i \sum_{j=1}^S T_{ij} \ln \frac{1}{T_{ij}} \quad (9)$$

$$= H(X_1, X_2) - H(X_1) \quad (10)$$

where π is the stationary distribution of this Markov chain.

We denote by $\mathcal{M}_1(S)$ the set of all discrete distributions with alphabet size S (*i.e.*, the $(S-1)$ -probability simplex), and by $\mathcal{M}_2(S)$ the set of all Markov chain transition matrices on a state space of size S . Let $\mathcal{M}_{2,\text{rev}}(S) \subset \mathcal{M}_2(S)$ be the set of transition matrices of all stationary *reversible* Markov chains on a state space of size S . We define the following class of stationary Markov reversible chains whose relaxation time is at most $\frac{1}{\gamma^*}$:

$$\mathcal{M}_{2,\text{rev}}(S, \gamma^*) = \{T \in \mathcal{M}_{2,\text{rev}}(S), \gamma^*(T) \geq \gamma^*\}. \quad (11)$$

The goal is to characterize the sample complexity of entropy rate estimation as a function of S , γ^* , and the estimation accuracy. Throughout this paper, sometimes we slightly abuse the notation by using $\mathcal{M}_1(S), \mathcal{M}_2(S), \mathcal{M}_{2,\text{rev}}(S), \mathcal{M}_{2,\text{rev}}(S, \gamma^*)$ to also denote the spaces of probability measures of the corresponding stochastic processes generated according to those parameter sets.

Given a sample path $\mathbf{X} = (X_0, X_1, \dots, X_n)$, let $\hat{\pi}$ denote the empirical distribution of states, with

$$\hat{\pi}_i = \frac{\sum_{j=0}^{n-1} \mathbb{1}(X_j = i)}{n}, \quad (12)$$

and the subsequence of \mathbf{X} containing elements *following* any occurrence of the state i as

$$\mathbf{X}^{(i)} = \{X_j : X_j \in \mathbf{X}, X_{j-1} = i, 1 \leq j \leq n\}. \quad (13)$$

Since the entropy rate of a first-order Markov chain can be written as

$$\bar{H} = \sum_{i=1}^S \pi_i H(X_2 | X_1 = i), \quad (14)$$

a natural idea is to use $\hat{\pi}_i$ to estimate π_i and an appropriate Shannon entropy estimator to estimate $H(X_2 | X_1 = i)$. The *empirical entropy rate* is defined as

$$\bar{H}_{\text{emp}} = \sum_{i=1}^S \hat{\pi}_i \hat{H}_{\text{emp}}(\mathbf{X}^{(i)}), \quad (15)$$

where $\hat{H}_{\text{emp}}(\mathbf{Y})$ computes the Shannon entropy of the empirical distribution of its argument $\mathbf{Y} = (Y_1, Y_2, \dots, Y_m)$. In fact, (15) can also be interpreted as the maximum likelihood estimate of \bar{H} (Lemma 11).

The entropy rate estimator proposed in this paper differs from \bar{H}_{emp} in that we replace the estimator $\hat{H}_{\text{emp}}(\cdot)$ with a minimax rate-optimal estimator for the Shannon entropy from i.i.d. samples. That is, our entropy rate estimator is

$$\bar{H}_{\text{opt}} = \sum_{i=1}^S \hat{\pi}_i \hat{H}_{\text{opt}}(\mathbf{X}^{(i)}), \quad (16)$$

where $\hat{\pi}$ is defined in (12), where \hat{H}_{opt} is any minimax rate-optimal Shannon entropy estimator designed for i.i.d. data, such as those found in [VV11b, WY16, JVHW15]. The main property \hat{H}_{opt} needs to satisfy is a concentration property, which is presented in Lemma 1.

3 Main results

As motivated by the results in the independent case, one might expect that bias dominates when n is close to S^2 for the empirical entropy, and that the total error (including bias and variance) should not depend on the mixing properties when the mixing is not too slow. This intuition is supported by the following theorem.

Theorem 1. Suppose (X_0, X_1, \dots, X_n) is a sample path from a stationary reversible Markov chain with spectral gap γ . If $S^{0.01} \lesssim n \lesssim S^{2.99}$ and $\frac{1}{\gamma} \lesssim \frac{S}{\ln n \ln^2 S} \wedge \frac{S^3}{n \ln n \ln^3 S}$, there exists some constant $C > 0$ independent of n, S, γ such that the entropy rate estimator (16) satisfies:³ as $S \rightarrow \infty$,

$$P \left(|\bar{H}_{\text{opt}} - \bar{H}| \leq C \frac{S^2}{n \ln S} \right) \rightarrow 1 \quad (17)$$

Under the same conditions, there exists some constant $C' > 0$ independent of n, S, γ such that the empirical entropy rate \bar{H}_{emp} in (15) satisfies: as $S \rightarrow \infty$,

$$P \left(|\bar{H}_{\text{emp}} - \bar{H}| \leq C' \frac{S^2}{n} \right) \rightarrow 1. \quad (18)$$

Remark 1. Theorem 1 shows that when the number of samples is not too large ($n \lesssim S^{2.99}$), and the mixing is not too slow ($\frac{1}{\gamma} \lesssim \frac{S}{\ln n \ln^2 S} \wedge \frac{S^3}{n \ln n \ln^3 S}$), it suffices to take $n \gg \frac{S^2}{\ln S}$ for the estimator \bar{H}_{opt} to achieve a vanishing error, and $n \gg S^2$ for the empirical entropy rate. Theorem 1 improves over [KV16] in the analysis of the empirical entropy rate in the sense that unlike the error term $O(\frac{S^2}{n\gamma})$, our dominating term $O(\frac{S^2}{n})$ does not depend on the mixing time. We emphasize that the constraint that n being not too large is not restrictive. The theory of entropy estimation with i.i.d. data shows that the bias only dominates when $n \lesssim \frac{S^2}{\ln^4 S}$ for the optimal estimator, and $n \lesssim \frac{S^2}{\ln^2 S}$ for the empirical entropy. In Theorem 1, we are only characterizing the regime where the bias dominates.

The next result shows that the bias of the empirical entropy rate \bar{H}_{emp} is non-vanishing unless $n \gg S^2$, even when the data are independent.

Theorem 2. Suppose \bar{H}_{emp} is the empirical entropy rate defined in (15), and \bar{H} denotes the true entropy rate. Let $n \geq 1, S \geq 1$. If $\{X_0, X_1, \dots, X_n\}$ are mutually independent and uniformly distributed, then

$$|\bar{H} - \mathbb{E}[\bar{H}_{\text{emp}}]| \geq \ln \left(\frac{S^2}{n + S - 1} \right). \quad (19)$$

The following corollary is immediate.

Corollary 1. There exists a universal constant $c > 0$ such that when $n \leq cS^2$, the absolute value of the bias of \bar{H}_{emp} is bounded away from zero even if the Markov chain is memoryless.

The next theorem presents a minimax lower bound for entropy rate estimation, which quantifies the limit that any estimation scheme cannot beat.

³The asymptotic results in this section are interpreted by parameterizing $n = n_S$ and $\gamma = \gamma_S$ and $S \rightarrow \infty$ subject to the conditions of each theorem.

Theorem 3. For $n \geq \frac{S^2}{\ln S}$, $\ln n \ll \frac{S}{(\ln S)^2}$, $\gamma^* \leq 1 - C_2 \sqrt{\frac{S \ln^3 S}{n}}$, we have

$$\liminf_{S \rightarrow \infty} \inf_{\hat{H}} \sup_{T \in \mathcal{M}_{2,\text{rev}}(S, \gamma^*)} P \left(|\hat{H} - \bar{H}| \geq C_1 \frac{S^2}{n \ln S} \right) \geq \frac{1}{2}. \quad (20)$$

Here C_1, C_2 are universal constants from Theorem 5.

The following corollary, which follows from Theorem 1 and 3, presents the critical scaling that determines whether consistent estimation of the entropy rate is possible.

Corollary 2. If $\frac{\ln^3 S}{S} \ll \gamma^* \leq 1 - C_2 \frac{\ln^2 S}{\sqrt{S}}$, there exists an estimator \hat{H} which estimates the entropy rate with a uniformly vanishing error over Markov chains $\mathcal{M}_{2,\text{rev}}(S, \gamma^*)$ if and only if $n \gg \frac{S^2}{\ln S}$.

To conclude this section we summarize our result in terms of the sample complexity for estimating the entropy rate within a few bits ($\epsilon = \Theta(1)$), classified according to the relaxation time:

- $\tau_{\text{rel}} = 1$: this is the i.i.d. case and the sample complexity is $\Theta(\frac{S}{\ln S})$;
- $1 < \tau_{\text{rel}} \ll 1 + \Omega(\frac{\ln^2 S}{\sqrt{S}})$: in this narrow regime the sample complexity is at most $O(\frac{S^2}{\ln S})$ and no matching lower bound is known;
- $1 + \Omega(\frac{\ln^2 S}{\sqrt{S}}) \leq \tau_{\text{rel}} \ll \frac{S}{\ln^3 S}$: the sample complexity is $\Theta(\frac{S^2}{\ln S})$;
- $\tau_{\text{rel}} \gtrsim \frac{S}{\ln^3 S}$: the sample complexity is $\Omega(\frac{S^2}{\ln S})$ and no matching upper bound is known. In this case the chain mixes very slowly and it is likely that the variance will dominate.

4 Upper bound analysis

4.1 Proof of Theorem 1

The performance of \hat{H}_{opt} and \hat{H}_{emp} in terms of Shannon entropy estimation is collected in the following lemma.

Lemma 1. Suppose $\alpha = 0.001$, $\alpha' = 0.01$ and one observes n i.i.d. samples $X_1, X_2, \dots, X_n \stackrel{\text{i.i.d.}}{\sim} P$. Then, there exists an entropy estimator $\hat{H}_{\text{opt}} = \hat{H}_{\text{opt}}(X_1, \dots, X_n) \in [0, \ln S]$ such that for any $t > 0$,

$$P \left(|\hat{H}_{\text{opt}} - H(P)| \geq t + c_2 \frac{S}{n \ln S} \right) \leq 2 \exp \left(-c_1 t^2 n^{1-\alpha} \right), \quad (21)$$

where $c_1, c_2 > 0$ are universal constants, and $H(P)$ is the Shannon entropy defined in (2). Moreover, the empirical entropy $\hat{H}_{\text{emp}} = \hat{H}_{\text{emp}}(X_1, X_2, \dots, X_n) \in [0, \ln S]$ satisfies, for any $t > 0$,

$$P \left(|\hat{H}_{\text{emp}} - H(P)| \geq t + c_2 \frac{S}{n} \right) \leq 2 \exp \left(-c_1 t^2 n^{1-\alpha} \right). \quad (22)$$

Consequently, for any $\beta > 0$,

$$P \left(|\hat{H}_{\text{opt}} - H(P)| \geq \frac{c_2 S}{n \ln S} + \sqrt{\frac{\beta}{c_1 n^{1-\alpha'}}} \right) \leq \frac{2}{n^\beta}, \quad (23)$$

and

$$P \left(|\bar{H}_{\text{emp}} - H(P)| \geq \frac{c_2 S}{n} + \sqrt{\frac{\beta}{c_1 n^{1-\alpha'}}} \right) \leq \frac{2}{n^\beta}. \quad (24)$$

Proof. The part pertaining to the concentration of \hat{H}_{opt} follows from [WY16, JVHW15, ADOS17]. The part pertaining to the empirical entropy follows from [AK01], [Pan03, Proposition 1], [JVHW17, Eqn. (88)]. \square

4.1.1 Alternative probabilistic description of Markov chains

One key step in the analysis is to identify a high-probability event that ensures the accuracy of the estimator; we refer to such an event as a “good” event. To this end, we adopt the following view on the generation of a finite-state Markov chain [Bil61, p. 19].

The process $\{X_0, X_1, \dots\}$ can be viewed as having been generated in the following fashion. Consider an independent collection of random variables X_0 and W_{in} ($i = 1, 2, \dots, S; n = 1, 2, \dots$) such that

$$\begin{aligned} P_{X_0}(i) &= \pi_i \\ P_{W_{in}}(j) &= T_{ij}. \end{aligned}$$

Imagine the variables W_{in} set out in the following array:

$$\begin{array}{ccccccc} W_{11}, & W_{12}, & \dots, & W_{1n}, & \dots & & \\ W_{21}, & W_{22}, & \dots, & W_{2n}, & \dots & & \\ \vdots, & \vdots, & \vdots, & \ddots, & \vdots & & \\ W_{S1}, & W_{S2}, & \dots, & W_{Sn}, & \dots & & \end{array}$$

First, X_0 is sampled. If $X_0 = i$, then the first variable in the i th row of the array is sampled, and the result assigned by definition to X_1 . If $X_1 = j$, then the first variable in the j th row is sampled, unless $j = i$, in which case the second variable is sampled. In any case, the result of the sampling is by definition X_2 . The next variable sampled is the first one in row X_2 which has not yet been sampled. This process thus continues. It follows from the definition that the joint distribution of X_0, X_1, \dots, X_n sampled from this model is

$$P(X_k = x_k, 0 \leq k \leq n) = P(X_0 = x_0, W_{x_{k-1}m_k} = x_k, 1 \leq k \leq n), \quad (25)$$

where $m_k - 1$ is the number of elements among $\{x_1, \dots, x_{k-1}\}$ that are equal to x_k . Due to the independence assumptions, we have

$$P(X_k = x_k, 0 \leq k \leq n) = P(X_0 = a_0)P(W_{a_0m_1} = a_1) \dots P(W_{a_{n-1}m_n} = a_n) \quad (26)$$

$$= \pi_{a_0} \prod_{j=0}^{n-1} T_{a_j a_{j+1}}. \quad (27)$$

After collecting $\{X_0, X_1, \dots, X_n\}$ from the model, we assume that the last variable sampled from row i is W_{in_i} . It is clear that

$$\hat{\pi}_i = \frac{n_i}{n}, \quad \sum_{i=1}^S n_i = n$$

and the subsequence of the sample path defined in (13) is simply $\mathbf{X}^{(i)} = (W_{i1}, \dots, W_{in_i})$.

4.1.2 Analysis of \bar{H}_{opt} and \bar{H}_{emp}

Next we define two events that ensure the proposed entropy rate estimator (16) and the empirical entropy rate (15) is accurate, respectively:

Definition 1 (“Good” event in estimation). Let $0 < c_4 < 1$ and $c_3 \geq 20$ be some universal constants. We take $c_4 = 0.001$.

1. For every $i, 1 \leq i \leq S$, define the event

$$\mathcal{E}_i = \left\{ |\hat{\pi}_i - \pi_i| \leq c_3 \max \left\{ \frac{\ln n}{n\gamma}, \sqrt{\frac{\pi_i \ln n}{n\gamma}} \right\} \right\} \quad (28)$$

2. For every $i \in [S]$ such that $\pi_i \geq n^{c_4-1} \vee 100c_3^2 \frac{\ln n}{n\gamma}$, define the event \mathcal{H}_i as

$$|\hat{H}_{\text{opt}}(W_{i1}, W_{i2}, \dots, W_{im}) - H_i| \leq \frac{c_2 S}{m \ln S} + \sqrt{\frac{\beta}{c_1 m^{1-\alpha'}}}, \quad (29)$$

for all m such that $n\pi_i - c_3 \sqrt{\frac{n\pi_i \ln n}{\gamma}} \leq m \leq n\pi_i + c_3 \sqrt{\frac{n\pi_i \ln n}{\gamma}}$, where $\beta = \frac{c_3^2}{4+10c_3}$, c_1, c_2, α' are from Lemma 1.

Finally, define the “good” event as the intersection of all the events above:

$$\mathcal{G}_{\text{opt}} \triangleq \left(\bigcap_{i \in [S]} \mathcal{E}_i \right) \cap \left(\bigcap_{i: \pi_i \geq n^{c_4-1} \vee 100c_3^2 \frac{\ln n}{n\gamma}} \mathcal{H}_i \right). \quad (30)$$

Analogously, we define the “good” event \mathcal{G}_{emp} for the empirical entropy rate (15) in a similar fashion with (29) replaced by

$$|\hat{H}_{\text{emp}}(W_{i1}, W_{i2}, \dots, W_{im}) - H_i| \leq \frac{c_2 S}{m} + \sqrt{\frac{\beta}{c_1 m^{1-\alpha'}}}. \quad (31)$$

The following lemma shows that the “good” events defined in Definition 1 indeed occur with high probability.

Lemma 2. Both \mathcal{G}_{opt} and \mathcal{G}_{emp} in Definition 1 occur with probability at least

$$1 - \frac{2S}{n^\beta} - \frac{4c_3(10)^\beta}{9^\beta} \frac{S}{n^{c_4(\beta-1)}}, \quad (32)$$

where $\beta = \frac{c_3^2}{4+10c_3}$, $c_3 \geq 20$.

Now we present our main upper bound, which implies Theorem 1 as a corollary.

Theorem 4. Suppose (X_0, X_1, \dots, X_n) comes from a stationary reversible Markov chain with spectral gap γ . Then, with probability at least the value in (32), the entropy rate estimator in (16) satisfies

$$|\bar{H}_{\text{opt}} - \bar{H}| \lesssim \frac{S^2}{n \ln S} + \left(\frac{S}{n} \right)^{\frac{1-\alpha'}{2}} + \frac{S \ln S}{n^{1-c_4}} + \frac{S \ln S \ln n}{n\gamma} + \sqrt{\frac{S \ln n \ln^2 S}{n\gamma}}, \quad (33)$$

where c_3, c_4 are constants in Definition 1, and α' is introduced in (23). We take $c_4 = 0.001$, $\alpha' = 0.01$.

Similarly, for the empirical entropy rate \hat{H}_{emp} in (15), we have

$$|\bar{H}_{\text{emp}} - \bar{H}| \lesssim \frac{S^2}{n} + \left(\frac{S}{n}\right)^{\frac{1-\alpha'}{2}} + \frac{S \ln S}{n^{1-c_4}} + \frac{S \ln S \ln n}{n\gamma} + \sqrt{\frac{S \ln n \ln^2 S}{n\gamma}} \quad (34)$$

with probability at least the value in (32).

Proof. We write

$$\bar{H} = \sum_{i=1}^S \pi_i H_i, \quad (35)$$

$$\bar{H}_{\text{opt}} = \sum_{i=1}^S \hat{\pi}_i \hat{H}_i, \quad (36)$$

where $H_i = H(X_2|X_1 = i)$, $\hat{H}_i = \hat{H}_{\text{opt}}(\mathbf{X}^{(i)}) = \hat{H}_{\text{opt}}(W_{i1}, \dots, W_{in_i})$. Write

$$\bar{H}_{\text{opt}} - \bar{H} = \underbrace{\sum_{i=1}^S \pi_i (\hat{H}_i - H_i)}_{E_1} + \underbrace{\sum_{i=1}^S \hat{H}_i (\hat{\pi}_i - \pi_i)}_{E_2}. \quad (37)$$

Next we bound the two terms separately under the condition that the “good” event \mathcal{G}_{opt} in Definition 1 occurs.

Note that the function $\pi_i \mapsto n\pi_i - c_3 \sqrt{\frac{n\pi_i \ln n}{\gamma}}$ is an increasing function when $\pi_i \geq \frac{100c_3^2 \ln n}{n\gamma}$. Thus we have

$$n\pi_i - c_3 \sqrt{\frac{n\pi_i \ln n}{\gamma}} = n\pi_i \left(1 - c_3 \sqrt{\frac{\ln n}{n\pi_i \gamma}}\right) \geq \frac{9}{10} n\pi_i, \quad (38)$$

whenever $\pi_i \geq \frac{100c_3^2 \ln n}{n\gamma}$.

Let $\epsilon(m) \triangleq \frac{c_2 S}{m \ln S} + \sqrt{\frac{\beta}{c_1 m^{1-\alpha'}}$, which is decreasing in m . Let $n_i^\pm \triangleq n\pi_i \pm c_3 \max\left\{\frac{\ln n}{\gamma}, \sqrt{\frac{n\pi_i \ln n}{\gamma}}\right\}$. Note that for each $i \in [S]$,

$$\begin{aligned} \left\{|\hat{H}_i - H_i| \leq \epsilon(n_i)\right\} &\supset \left\{|\hat{H}_i - H_i| \leq \epsilon(n_i), |\hat{\pi}_i - \pi_i| \leq \max\left\{\frac{\ln n}{n\gamma}, \sqrt{\frac{\pi_i \ln n}{n\gamma}}\right\}\right\} \\ &= \left\{|\hat{H}_{\text{opt}}(W_{i1}, \dots, W_{in_i}) - H_i| \leq \epsilon(n_i), n_i^- \leq n_i \leq n_i^+\right\} \\ &\supset \bigcap_{m=n_i^-}^{n_i^+} \left\{|\hat{H}_{\text{opt}}(W_{i1}, \dots, W_{im}) - H_i| \leq \epsilon(m)\right\}. \end{aligned}$$

The key observation is that for each fixed m , W_{i1}, \dots, W_{im} are i.i.d. as T_i .⁴ Taking the intersection over $i \in [S]$, we have

$$\left\{|\hat{H}_i - H_i| \leq \epsilon(n_i), i = 1, \dots, S\right\} \supset \mathcal{G}_{\text{opt}}.$$

⁴Note that effectively we are taking a union over the value of n_i instead of conditioning. In fact, conditioned on $n_i = m$, W_{i1}, \dots, W_{im} are no longer i.i.d. as T_i .

Therefore, on the event \mathcal{G}_{opt} , we have

$$\begin{aligned}
|E_1| &\leq \sum_{i=1}^S \pi_i |\hat{H}_i - H_i| \\
&\leq \sum_{i: \pi_i \geq n^{c_4-1} \vee 100c_3^2 \frac{\ln n}{n\gamma}} \pi_i |\hat{H}_i - H_i| + \sum_{i: \pi_i \leq n^{c_4-1} \vee 100c_3^2 \frac{\ln n}{n\gamma}} \pi_i |\hat{H}_i - H_i| \\
&\stackrel{(38)}{\leq} \sum_{i: \pi_i \geq n^{c_4-1} \vee 100c_3^2 \frac{\ln n}{n\gamma}} \pi_i \left(\frac{c_2 S}{0.9n\pi_i \ln S} + \sqrt{\frac{\beta}{c_1(0.9n\pi_i)^{1-\alpha'}}} \right) \\
&\quad + \sum_{i: \pi_i \leq n^{c_4-1} \vee 100c_3^2 \frac{\ln n}{n\gamma}} \pi_i \ln S \\
&\lesssim \frac{S^2}{n \ln S} + \left(\frac{S}{n} \right)^{\frac{1-\alpha'}{2}} + \frac{S \ln S}{n^{1-c_4}} \vee \frac{S \ln S \ln n}{n\gamma},
\end{aligned} \tag{39}$$

where the last step follows from (38) and the fact that $\sum_{i \in [S]} \pi_i^\alpha \leq S^{1-\alpha}$ for any $\alpha \in [0, 1]$. As for E_2 , on the event \mathcal{G}_{opt} , we have

$$|E_2| \leq \sum_{i=1}^S \hat{H}_i |\hat{\pi}_i - \pi_i| \leq \ln S \sum_{i=1}^S c_3 \max \left\{ \frac{\ln n}{n\gamma}, \sqrt{\frac{\pi_i \ln n}{n\gamma}} \right\} \lesssim \frac{S \ln S \ln n}{n\gamma} \vee \sqrt{\frac{S \ln n \ln^2 S}{n\gamma}}. \tag{40}$$

Combining (39) and (40), and using Lemma 2, completes the proof of (33). The proof of (34) follows entirely analogously with \mathcal{G}_{opt} replaced by \mathcal{G}_{emp} . \square

5 Impossibility results

5.1 Lower bound on the empirical entropy rate

We first prove Theorem 2, which quantifies the performance limit of the empirical entropy rate. Lemma 11 in Section 8 shows that

$$\bar{H}_{\text{emp}} = \min_{P \in \mathcal{M}_2(S)} \frac{1}{n} \ln \frac{1}{P_{X_1^n|X_0}(X_1^n|X_0)}, \tag{41}$$

where $\mathcal{M}_2(S)$ denotes the set of all Markov chain transition matrices with state space \mathcal{X} of size S . Since

$$\bar{H} = \mathbb{E}_P \left[\frac{1}{n} \ln \frac{1}{P_{X_1^n|X_0}(X_1^n|X_0)} \right], \tag{42}$$

we know $\bar{H} - \mathbb{E}[\bar{H}_{\text{emp}}] \geq 0$.

We specify the true distribution $P_{X_0^n}(x_0^n)$ to be the i.i.d. product distribution $\prod_{i=0}^n P(x_i)$, and it suffices to lower bound

$$\mathbb{E}_P \left[\frac{1}{n} \ln \frac{1}{P_{X_1^n|X_0}(X_1^n|X_0)} - \min_{P \in \mathcal{M}_2(S)} \frac{1}{n} \ln \frac{1}{P_{X_1^n|X_0}(X_1^n|X_0)} \right] \tag{43}$$

$$= H(P) - \mathbb{E}_P \left[H(\hat{P}_{X_1 X_2}) - H(\hat{P}_{X_1}) \right] \tag{44}$$

$$= \left(H(P_{X_1 X_2}) - \mathbb{E}_P[H(\hat{P}_{X_1 X_2})] \right) - \left(H(P_{X_1}) - \mathbb{E}_P[H(\hat{P}_{X_1})] \right), \tag{45}$$

where $\hat{P}_{X_1 X_2}$ is the empirical distribution of the counts $\{(x_i, x_{i+1}) : 0 \leq i \leq n-1\}$, and \hat{P}_{X_1} is the marginal distribution of $\hat{P}_{X_1 X_2}$.

It was shown in [JVHW17] that for any P_{X_1} ,

$$0 \leq H(P_{X_1}) - \mathbb{E}_P[H(\hat{P}_{X_1})] \quad (46)$$

$$\leq \ln \left(1 + \frac{S-1}{n} \right). \quad (47)$$

Now, choosing P_{X_1} to be the uniform distribution, we have

$$\mathbb{E}_P \left[\frac{1}{n} \ln \frac{1}{P_{X_1^n|X_0}(X_1^n|X_0)} - \min_{P \in \mathcal{M}_2(S)} \frac{1}{n} \ln \frac{1}{P_{X_1^n|X_0}(X_1^n|X_0)} \right] \quad (48)$$

$$\geq \ln(S^2) - \ln n - \ln \left(1 + \frac{S-1}{n} \right) \quad (49)$$

$$\geq \ln \left(\frac{S^2}{n+S-1} \right), \quad (50)$$

where we have used the fact that the uniform distribution on S elements has entropy $\ln(S)$, and it maximizes the entropy among all distribution supported on S elements.

5.2 Minimax lower bound

We use a sequence of reductions to prove the lower bound for Markov chains. Specifically, we introduce two auxiliary models, namely, the *independent multinomial* and *independent Poisson* model, and show that the sample complexity of the Markov chain model is lower bounded by that of the independent multinomial model (Lemma 3), which is further lower bounded by that of the independent Poisson model (Lemma 4). Finally, Theorem 3 follows from the lower bound for the independent Poisson model in Theorem 5. To be precise, we use the notation P_{MC} , P_{IM} , P_{IP} to denote the probability measure corresponding to the three models respectively.

5.2.1 Reduction from Markov chain to independent multinomial

Definition 2 (Independent multinomial model). Given a stationary reversible Markov chain with transition matrix $T = (T_{ij}) \in \mathcal{M}_{2,\text{rev}}(S)$, stationary distribution $\pi_i, i \in [S]$ and absolute spectral gap γ^* . Fix an integer $n \geq 0$. Under the independent multinomial model, the statistician observes $X_0 \sim \pi$, and the following arrays of independent random variables

$$\begin{array}{cccc} W_{11}, & W_{12}, & \dots, & W_{1m_1} \\ W_{21}, & W_{22}, & \dots, & W_{2m_2} \\ \vdots, & \vdots, & \ddots, & \vdots \\ W_{S1}, & W_{S2}, & \dots, & W_{Sm_S} \end{array}$$

where the number of observations in the i th row is $m_i = \lceil n\pi_i + c_3 \max \left\{ \frac{\ln n}{\gamma^*}, \sqrt{\frac{n\pi_i \ln n}{\gamma^*}} \right\} \rceil$ for some constant $c_3 \geq 20$, and within the i th row the random variables $W_{i1}, W_{i2}, \dots, W_{im_i} \stackrel{\text{i.i.d.}}{\sim} T_i$.

Equivalently, the observations can be summarized into the following (sufficient statistic) $S \times S$ matrix $C = (C_{ij})$, where each row is independently distributed $\text{multi}(m_i, T_i)$, hence the name of independent multinomial model.

The following lemma relates the independent multinomial model to the Markov chain model:

Lemma 3. If there exists an estimator \hat{H}_1 under the Markov chain model with parameter n such that

$$\sup_{T \in \mathcal{M}_{2,\text{rev}}(S, \gamma^*)} P_{\text{MC}} \left(|\hat{H}_1 - \bar{H}| \geq \epsilon \right) \leq \delta, \quad (51)$$

then there exists another estimator \hat{H}_2 under the independent multinomial model with parameter n such that

$$\sup_{T \in \mathcal{M}_{2,\text{rev}}(S, \gamma^*)} P_{\text{IM}} \left(|\hat{H}_2 - \bar{H}| \geq \epsilon \right) \leq \delta + \frac{2S}{n^\beta}, \quad (52)$$

where $\beta = \frac{c_3^2}{4+10c_3} \geq 1$, and c_3 is the constant in Definition 2.

5.2.2 Reduction from independent multinomial to independent Poisson

We introduce the independent Poisson model below, which is parametrized by an $S \times S$ symmetric matrix R , an integer n and a parameter $\lambda > 0$.

Definition 3 (Independent Poisson model). Given an $S \times S$ symmetric matrix $R = (R_{ij})$ with $R_{ij} \geq 0$ and a parameter $\lambda > 0$, under the independent Poisson model, we observe $X_0 \sim \pi = \pi(R)$, and an $S \times S$ matrix $C = (C_{ij})$ with independent entries distributed as $C_{ij} \sim \text{Poi}(\lambda R_{ij})$, where

$$\pi_i = \pi_i(R) = \frac{r_i}{r}, \quad r_i = \sum_{j=1}^S R_{ij}, r = \sum_{i=1}^S r_i. \quad (53)$$

For each symmetric matrix R , we can define a transition matrix $T = T(R)$ by normalizing the rows:

$$T_{ij} = R_{ij} / \left(\sum_{j=1}^S R_{ij} \right). \quad (54)$$

Thanks to the symmetry of R , T is the transition matrix of a *reversible* Markov chain with a stationary distribution $\pi = \pi(R)$. Indeed, the detailed balance equation is satisfied:

$$\pi_i R_{ij} / \left(\sum_{j=1}^S R_{ij} \right) = \pi_j R_{ji} / \left(\sum_{i=1}^S R_{ji} \right),$$

where we used the fact that $R_{ij} = R_{ji}$. Upon observing the Poisson matrix C , the functional to be estimated is the entropy rate \bar{H} of the normalized transition matrix $T = T(R)$, which can be simplified as follows:

$$\bar{H}(T(R)) = \sum_{1 \leq i, j \leq S} \pi_i \frac{R_{ij}}{\sum_{j=1}^S R_{ij}} \ln \frac{\sum_{j=1}^S R_{ij}}{R_{ij}} \quad (55)$$

$$= \frac{1}{r} \sum_{1 \leq i, j \leq S} R_{ij} \ln \frac{r_i}{R_{ij}} \quad (56)$$

$$= \frac{1}{r} \left(\sum_{1 \leq i, j \leq S} R_{ij} \ln \frac{1}{R_{ij}} + \sum_{i=1}^S r_i \ln r_i \right). \quad (57)$$

Given $\tau > 0$ and $\gamma, q \in (0, 1)$, define the following collection of symmetric matrices:

$$\mathcal{R}(S, \gamma, \tau, q) = \left\{ R \in \mathbb{R}_+^{S \times S} : R = R^\top, \gamma^*(T) \geq \gamma, \sum_{i,j} R_{ij} \geq \tau, \pi_{\min} \geq q \right\}, \quad (58)$$

where $T = T(R)$ is the normalized transition matrix defined in (54), $\pi_{\min} = \min_i \pi_i$. Here the parameters τ and q ensure there exist sufficiently many observations to simulate the independent multinomial model. This is made precise in the next lemma.

Lemma 4. If there exists an estimator \hat{H}_1 for the independent multinomial model with parameter n such that

$$\sup_{T \in \mathcal{M}_{2,\text{rev}}(S, \gamma)} P_{\text{IM}}(|\hat{H}_1 - \bar{H}| \geq \epsilon) \leq \delta, \quad (59)$$

then there exists another estimator \hat{H}_2 for the independent Poisson model with parameter $\lambda = \frac{4n}{\tau}$ such that

$$\sup_{R \in \mathcal{R}(S, \gamma, \tau, q)} P_{\text{IP}}(|\hat{H}_2 - \bar{H}(T(R))| \geq \epsilon) \leq \delta + Sn^{-c_3/2}, \quad (60)$$

provided $q \geq \frac{c_3 \ln n}{n\gamma}$, where $c_3 \geq 20$ is the constant in Definition 2.

5.2.3 Minimax lower bounds for the independent Poisson model

Now our task is reduced to lower bounding the sample complexity of the independent Poisson model. The general strategy is the so-called method of fuzzy hypotheses, which is an extension of LeCam's two-point methods. The following version is adapted from [Tsy08, Theorem 2.15] (see also [HJWW17, Lemma 11]).

Lemma 5. Let \mathbf{Z} be a random variable distributed according to P_θ for some $\theta \in \Theta$. Let μ_1, μ_2 be a pair of probability measures (not necessarily supported on Θ). Let $\hat{f} = \hat{f}(\mathbf{Z})$ be an arbitrary estimator of the functional $f(\theta)$ based on the observation \mathbf{Z} . Suppose there exist $\zeta \in \mathbb{R}, \Delta > 0, 0 \leq \beta_1, \beta_2 < 1$ such that

$$\mu_1(\theta \in \Theta : f(\theta) \leq \zeta - \Delta) \geq 1 - \beta_1 \quad (61)$$

$$\mu_2(\theta \in \Theta : f(\theta) \geq \zeta + \Delta) \geq 1 - \beta_2. \quad (62)$$

Then

$$\inf_{\hat{f}} \sup_{\theta \in \Theta} \mathbb{P}_\theta(|\hat{f} - f(\theta)| \geq \Delta) \geq \frac{1 - \text{TV}(F_1, F_2) - \beta_1 - \beta_2}{2}, \quad (63)$$

where $F_i = \int P_\theta \mu_i(d\theta)$ is the marginal distributions of \mathbf{Z} induced by the prior μ_i , for $i = 1, 2$, and $\text{TV}(F_1, F_2) = \frac{1}{2} \int |dF_1 - dF_2|$ is the total variation distance between distributions F_1 and F_2 .

To apply this method for the independent Poisson model, the parameter is the $S \times S$ symmetric matrix R , the function to be estimated is $\bar{H} = \bar{H}(T(R))$, the observation (sufficient statistic for R) is

$$\mathbf{C} = X_0 \cup \{C_{ij} + C_{ji} : i \neq j, 1 \leq i \leq j \leq S\} \cup \{C_{ii} : 1 \leq i \leq S\}.$$

The goal is to construct two symmetric random matrices (whose distributions serve as the priors), such that

- (a) they are sufficiently concentrated near the desired parameter space $\mathcal{R}(S, \gamma, \tau, q)$ for properly chosen parameters γ, τ, q ;
- (b) the entropy rates have different values;
- (c) the induced marginal laws of \mathbf{C} are statistically inseparable.

To this end, we need the following results (cf. [WY16, Proof of Proposition 3]):

Lemma 6. Let

$$\phi(x) \triangleq x \ln \frac{1}{x}, \quad x \in [0, 1].$$

Let $c > 0, D > 100$ and $0 < \eta_0 < 1$ be some absolute constants. For any $\alpha \in (0, 1), \eta \in (0, \eta_0)$, there exist random variables U, U' supported on $[0, \alpha\eta^{-1}]$ such that

$$\mathbb{E}[\phi(U)] - \mathbb{E}[\phi(U')] \geq c\alpha \quad (64)$$

$$\mathbb{E}[U^j] = \mathbb{E}[U'^j], \quad j = 1, 2, \dots, \left\lceil \frac{D}{\sqrt{\eta}} \right\rceil \quad (65)$$

$$\mathbb{E}[U] = \mathbb{E}[U'] = \alpha. \quad (66)$$

Lemma 7 ([WY16, Lemma 3]). Let V_1 and V_2 be random variables taking values in $[0, M]$. If $\mathbb{E}[V_1^j] = \mathbb{E}[V_2^j]$, $j = 1, \dots, L$, then

$$\text{TV}(\mathbb{E}[\text{Poi}(V_1)], \mathbb{E}[\text{Poi}(V_2)]) \leq \left(\frac{2eM}{L} \right)^L. \quad (67)$$

where $\mathbb{E}[\text{Poi}(V)] = \int \text{Poi}(\lambda) P_V(d\lambda)$ denotes the Poisson mixture with respect to the distribution of a positive random variable V .

Now we are ready to define the priors μ_1, μ_2 for the independent Poisson model. For simplicity, we assume the cardinality of the state space is $S + 1$ and introduce a new state 0:

Definition 4 (Prior construction). Suppose $n \geq \frac{S^2}{\ln S}$. Set

$$\alpha = \frac{S}{n \ln S} \leq \frac{1}{S} \quad (68)$$

$$\frac{1}{\eta} = (d_1 \ln S)^2 \quad (69)$$

$$L = \left\lceil \frac{D}{\sqrt{\eta}} \right\rceil, \quad (70)$$

where $d_1 = \frac{D}{8e^2}$, and $D > 0$ is the constant in Lemma 6.

Recall the random variables U, U' are introduced in Lemma 6. We use a construction that is akin to that studied in [BCC10]. Define $S \times S$ symmetric random matrices $\mathbf{U} = (U_{ij})$ and $\mathbf{U}' = (U'_{ij})$, where $\{U_{ij} : 1 \leq i \leq j \leq S\}$ be i.i.d. copies of U and $\{U'_{ij} : 1 \leq i \leq j \leq S\}$ be i.i.d. copies of U' , respectively. Let

$$\mathbf{R} = \left[\begin{array}{c|c} b & a \cdots a \\ \hline a & \mathbf{U} \\ \vdots & \\ a & \end{array} \right], \quad \mathbf{R}' = \left[\begin{array}{c|c} b & a \cdots a \\ \hline a & \mathbf{U}' \\ \vdots & \\ a & \end{array} \right], \quad (71)$$

where

$$a = \sqrt{\alpha S}, \quad b = S. \quad (72)$$

Let μ_1 and μ_2 be the laws of \mathbf{R} and \mathbf{R}' , respectively. The parameters γ, τ, q will be chosen later, and we set $\lambda = \frac{4n}{\tau}$ in the independent Poisson model (as in Lemma 4).

The construction of this pair of priors achieves the following three goals:

(a) Statistical indistinguishability. Note that the distributions of the first row and column of \mathbf{R} and \mathbf{R}' are identical. Hence the sufficient statistics are X_0 and $\mathbf{C} = \{C_{ij} + C_{ji} : i \neq j, 1 \leq i \leq j \leq S\} \cup \{C_{ii}, 1 \leq i \leq S\}$. Denote its the marginal distribution as F_i under the prior μ_i , for $i = 1, 2$. The following lemma shows that the distributions of the sufficient statistic are indistinguishable:

Lemma 8. For $n \geq \frac{S^2}{\ln S}$, we have $\text{TV}(F_1, F_2) = o(1)$ as $S \rightarrow \infty$.

(b) Functional value separation. Under the two priors μ_1, μ_2 , the corresponding entropy rates of the independent Poisson model differ by a constant factor of $\frac{S^2}{n \ln S}$. Here we explain the intuition: in view of (57), for $\phi(x) = -x \ln x$ we have

$$\bar{H}(T(\mathbf{R})) = \frac{1}{r} \left(\sum_{i,j=0}^S \phi(R_{ij}) - \sum_{i=0}^S \phi(r_i) \right) \quad (73)$$

where $r_i = \sum_{j=0}^S R_{ij}$ and $r = \sum_{i,j=0}^S R_{ij}$; similarly,

$$\bar{H}(T(\mathbf{R}')) = \frac{1}{r'} \left(\sum_{i,j=0}^S \phi(R'_{ij}) - \sum_{i=0}^S \phi(r'_i) \right).$$

We will show that both r and r' are close to their common mean $b + 2aS + S^2\alpha = S(1 + \sqrt{\alpha S})^2 \approx S$. Furthermore, r_i and r'_i also concentrate on their common mean. Thus, in view of Lemma 6, we have

$$|\bar{H}(T(\mathbf{R})) - \bar{H}(T(\mathbf{R}'))| \approx S|\mathbb{E}[\phi(U)] - \mathbb{E}[\phi(U')]| = \Omega(S\alpha) = \Omega\left(\frac{S^2}{n \ln S}\right). \quad (74)$$

The precise statement is summarized in the following lemma:

Lemma 9. Assume that $n \geq \frac{S^2}{\ln S}$ and $\ln n \ll \frac{S}{\ln^2 S}$. There exist universal constants $C_1 > 0$ and some $\zeta \in \mathbb{R}$, such that as $S \rightarrow \infty$,

$$\begin{aligned} \mathbb{P}\left(\bar{H}(T(\mathbf{R})) \geq \zeta + C_1 \frac{S^2}{n \ln S}\right) &= 1 - o(1), \\ \mathbb{P}\left(\bar{H}(T(\mathbf{R}')) \leq \zeta - C_1 \frac{S^2}{n \ln S}\right) &= 1 - o(1). \end{aligned}$$

(c) Concentration on parameter space. Although the random matrices \mathbf{R} and \mathbf{R}' may take values outside the desired space $\mathcal{R}(S, \gamma, \tau, q)$, we show that most of the mass is concentrated on this set with appropriately chosen parameters. The following lemma, which is the core argument of the lower bound, makes this statement precise.

Lemma 10. Assume that $n \geq \frac{S^2}{\ln S}$. There exist universal constants $C > 0$, such that as $S \rightarrow \infty$,

$$\begin{aligned}\mathbb{P}(\mathbf{R} \in \mathcal{R}(S, \gamma, \tau, q)) &= 1 - o(1), \\ \mathbb{P}(\mathbf{R}' \in \mathcal{R}(S, \gamma, \tau, q)) &= 1 - o(1),\end{aligned}$$

where $\gamma = 1 - C_2 \sqrt{\frac{S \ln^3 S}{n}}$, $\tau = S$, and $q = \frac{1}{5\sqrt{n \ln S}}$.

Fitting Lemma 8, Lemma 9 and Lemma 10 into the main Lemma 5, the following minimax lower bound holds for the independent Poisson model.

Theorem 5. There exist universal constants $C_1, C_2 > 0$ such that if $n \geq \frac{S^2}{\ln S}$, $\ln n \ll \frac{S}{(\ln S)^2}$, $\gamma^* \leq 1 - C_2 \sqrt{\frac{S \ln^3 S}{n}}$,

$$\liminf_{S \rightarrow \infty} \inf_{\hat{H}} \sup_{R \in \mathcal{R}(S, \gamma^*, \tau, q)} P_{\mathbb{P}} \left(|\hat{H} - \bar{H}| \geq C_1 \frac{S^2}{n \ln S} \right) \geq \frac{1}{2} \quad (75)$$

where $\tau = S, q = \frac{1}{5\sqrt{n \ln S}}$.

Proof of Theorem 5. For the choice of ζ and $\Delta = C_1 \frac{S^2}{n \ln S}$ in Lemma 9, a combination of Lemma 9 and Lemma 10 gives

$$\mathbb{P} \left(\mathbf{R} \in \mathcal{R}(S, \gamma^*, \tau, q), \bar{H}(T(\mathbf{R})) \geq \zeta + C_1 \frac{S^2}{n \ln S} \right) = 1 - o(1) \quad (76)$$

as $S \rightarrow \infty$, so that $\beta_1 = o(1)$. Similarly, $\beta_2 = o(1)$. By Lemma 8, we have $\text{TV}(F_1, F_2) = o(1)$. Now Theorem 5 follows from Lemma 5 directly. \square

5.2.4 Proof of Theorem 3

Now we combine the previous results to prove Theorem 3. Firstly, Theorem 5 shows that as $S \rightarrow \infty$,

$$\inf_{\hat{H}} \sup_{R \in \mathcal{R}(S, \gamma^*, \tau, q)} P_{\mathbb{P}} \left(|\hat{H} - \bar{H}| \geq C_1 \frac{S^2}{n \ln S} \right) \geq \frac{1}{2} - o(1) \quad (77)$$

where $\tau = S, q = \frac{1}{5\sqrt{n \ln S}}$. Moreover, since a larger γ^* results in a smaller set of parameters for all models, we may always assume that $\gamma^* = 1 - C_2 \sqrt{\frac{S \ln^3 S}{n}}$. For this choice of γ^* , the assumption $n \geq \frac{S^2}{\ln S}$ ensures $q = \frac{1}{5\sqrt{n \ln S}} \geq \frac{c_3 \ln n}{n \gamma^*}$, and thus Lemma 4 implies

$$\inf_{\hat{H}} \sup_{T \in \mathcal{M}_{2, \text{rev}}(S, \gamma^*)} P_{\mathbb{M}} \left(|\hat{H} - \bar{H}| \geq C_1 \frac{S^2}{n \ln S} \right) \geq \frac{1}{2} - o(1) - S n^{-c_3/2} = \frac{1}{2} - o(1). \quad (78)$$

Finally, an application of Lemma 3 gives

$$\inf_{\hat{H}} \sup_{T \in \mathcal{M}_{2, \text{rev}}(S, \gamma^*)} P_{\mathbb{M}} \left(|\hat{H} - \bar{H}| \geq C_1 \frac{S^2}{n \ln S} \right) \geq \frac{1}{2} - o(1) - \frac{2S}{n^\beta} = \frac{1}{2} - o(1) \quad (79)$$

completing the proof of Theorem 3.

6 Experiments

The entropy rate estimator we proposed in this paper that achieves the minimax rates can be viewed as a *conditional* approach; in other words, we apply a Shannon entropy estimator for observations corresponding to each state, and then average the estimates using the empirical frequency of the states. More generally, for any estimator \hat{H} of the Shannon entropy from i.i.d. data, the conditional approach follows the idea of

$$\bar{H}_{\text{Cond}} = \sum_{i=1}^S \hat{\pi}_i \hat{H}(\mathbf{X}^{(i)}), \quad (80)$$

where $\hat{\pi}$ is defined in (12). We list several choices of \hat{H} :

1. The empirical entropy estimator, which simply evaluates the Shannon entropy of the empirical distribution of the input sequence. It was shown not to achieve the minimax rates in Shannon entropy estimation [JVHW17], and also not to achieve the optimal sample complexity in estimating the entropy rate in Theorem 2 and Corollary 1.
2. The Jiao–Venkat–Han–Weissman (JVHW) estimator, which is based on best polynomial approximation and proved to be minimax rate-optimal in [JVHW15]. The independent work [WY16] is based on similar ideas.
3. The Valiant–Valiant (VV) estimator, which is based on linear programming and proved to achieve the $\frac{S}{\ln S}$ phase transition for Shannon entropy in [VV13].
4. The profile maximum likelihood estimator (PML), which is proved to achieve the $\frac{S}{\ln S}$ phase transition in [ADOS17]. However, there does not exist an efficient algorithm to even approximately compute the PML with provably guarantees.

There is another estimator, *i.e.*, the Lempel–Ziv (LZ) entropy rate estimator [ZL78], which does not lie in the category of conditional approaches. The LZ estimator estimates the entropy through compression: it is well known that for a universal lossless compression scheme, its codelength per symbol would approach the Shannon entropy rate as length of the sample path grows to infinity. Specifically, for the following random matching length defined by

$$L_i^n = 1 + \max \{1 \leq l \leq n : \exists j \leq i-1 \text{ s.t. } (X_i, \dots, X_{i+l-1}) = (X_j, \dots, X_{j+l-1})\}, \quad (81)$$

it is shown in [WZ89] that for stationary and ergodic Markov chains,

$$\lim_{n \rightarrow \infty} \frac{L_i^n}{\ln n} = \bar{H} \text{ a.s.} \quad (82)$$

We use alphabet size $S = 200$ and vary the sample size n from 100 to 300000 to demonstrate how the performance varies as the sample size increases. We compare the performance of the estimators by measuring the root mean square error (RMSE) in the following four different scenarios via 10 Monte Carlo simulations:

1. Uniform: The eigenvalue of the transition matrix is uniformly distributed except the largest one and the transition matrix is generated using the method in [Jia09]. Here we use spectral gap $\gamma = 0.1$.
2. Zipf: The transition probability $T_{ij} \propto \frac{1}{i+j}$.

3. Geometric: The transition probability $T_{ij} \propto 2^{-|i-j|}$.
4. Memoryless: The transition matrix consists of identical rows.

In all of the four cases, the JVHW estimator outperforms the empirical entropy rate. The results of VV [VV13] and LZ [WZ89] are not included due to their considerable longer running time. For example, when $S = 200$ and $n = 300000$ and we try to estimate the entropy rate from a single trajectory of the Markov chain, the empirical entropy and the JVHW estimator were evaluated in less than 30 seconds. The evaluation of LZ estimator and the conditional VV method did not terminate after a month.⁵ The main reason for the slowness of the VV methods in the context of Markov chains is that for each context it needs to call the original VV entropy estimator (2000 times in total in the above experiment), each of which needs to solve a linear programming.

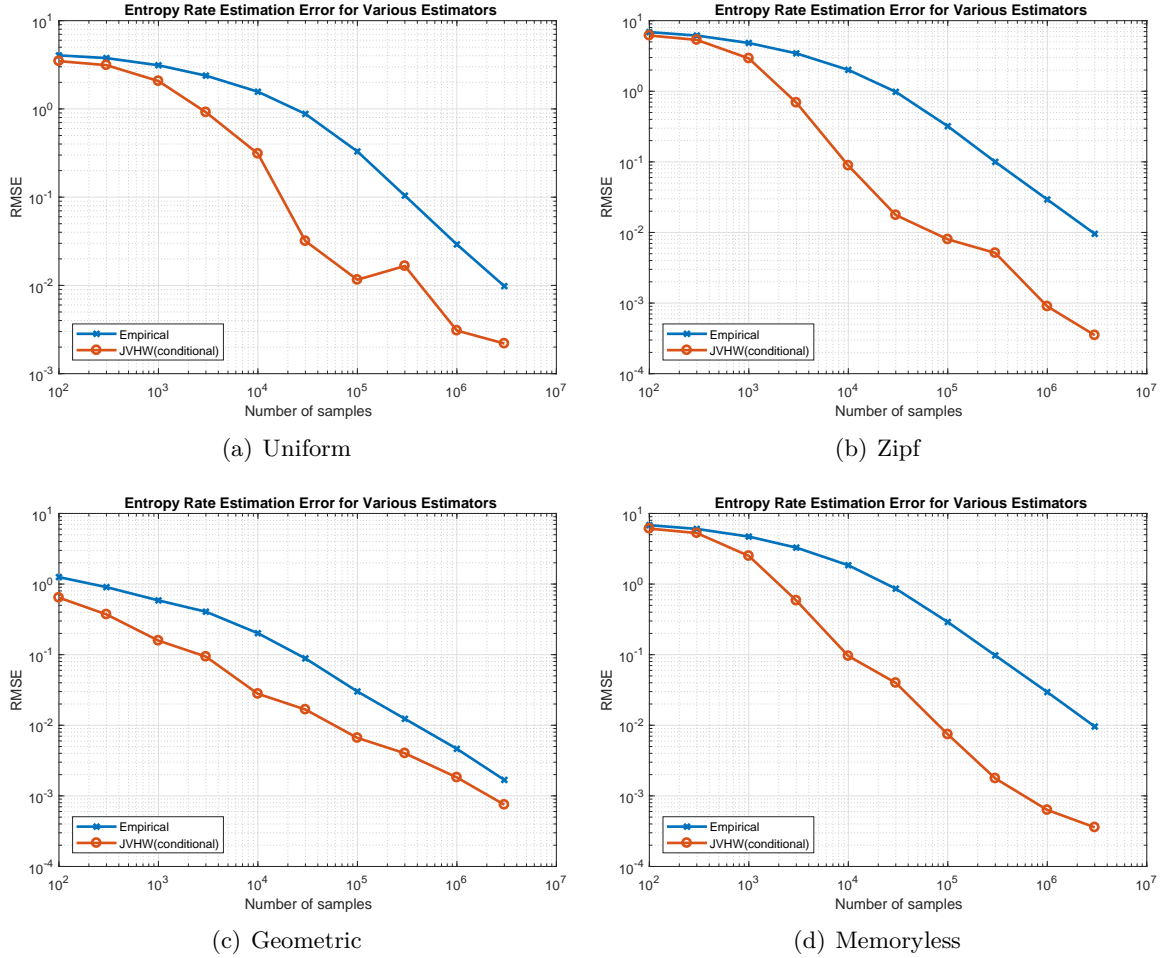


Figure 1: Comparison of the performances of the empirical entropy rate and JVHW estimator in different parameter configurations

⁵For LZ, we use the Matlab implementation in <https://www.mathworks.com/matlabcentral/fileexchange/51042-entropy-estima>. For VV, we use the Matlab implementation in <http://theory.stanford.edu/~valiant/code.html>. We use 10 cores of a server with CPU frequency 1.9GHz.

7 Application: Fundamental limits of language modeling

In this section, we apply entropy rate estimators to estimate the fundamental limits of language modeling. There has been a lot of recent interest and progress in developing probabilistic models of natural languages, for applications such as machine translation, spell-checking and search query completion, mostly using recurrent neural networks [ZL16, XWL⁺17, ZSKS16, MXBS16, GG16, JVS⁺16, KG17, SMM⁺17].

A language model specifies the joint probability distribution of a sequence of words, $Q_{X^n}(x^n)$. It is common to use a $(k-1)$ th-order Markov assumption to train these models, using sequences of k words (known as k -grams,⁶ sometimes with Latin prefixes *unigrams*, *bigrams*, *etc.*), with values of k of up to 5 [JM09]. To measure the efficacy of a model Q_{X^n} , researchers commonly use a metric called *perplexity*, which is the normalized inverse probability under a model of a test set $X^n = (X_0, \dots, X_n)$,

$$\text{perplexity}_Q(X^n) = \sqrt[n]{\frac{1}{Q_{X^n}(X^n)}}.$$

The logarithm of perplexity (also known as the *cross-entropy rate*) can be seen as a logarithmic loss function,

$$\log [\text{perplexity}_Q(X^n)] = \frac{1}{n} \log \frac{1}{Q_{X^n}(X^n)},$$

and in particular, if a language is a stationary and ergodic stochastic process with entropy rate \bar{H} , and X^n is drawn from the language with true distribution $P_{X^n}(X^n)$, then [Kie91]

$$\bar{H} \leq \liminf_{n \rightarrow \infty} \frac{1}{n} \log \frac{1}{Q_{X^n}(X^n)} = \liminf_{n \rightarrow \infty} \log [\text{perplexity}_Q(X^n)],$$

with equality when $Q = P$. In this section, all logarithms are with respect to base 2 and all entropy are measured in bits.

The entropy rate of the English language is therefore of significant interest to language model researchers: since $2^{\bar{H}}$ is a tight lower bound on perplexity, this quantity indicates how close a given language model is to the optimum. Several researchers have presented estimates in bits per character [Sha51, CK78, BPM⁺92]; because language models are trained on words, these estimates are not directly relevant to the present task. In one of the earliest papers on this topic, Claude Shannon [Sha51] gave an estimate of 11.82 bits per word. This latter figure has been comprehensively beaten by recent models; for example, [KG17] achieved a perplexity corresponding to a cross-entropy rate of 4.55 bits per word.

To produce an estimate of the entropy rate of English, we used two well-known linguistic corpora: the Penn Treebank (PTB) and Google’s One Billion Words (1BW) benchmark. Results based on these corpora are particularly relevant because of their widespread use in training models. We used the conditional approach proposed in this paper with the JVHW estimator describe in Section 6. The PTB corpus contains about $n \approx 1.2$ million words, of which $S \approx 47,000$ are unique. The 1BW corpus contains about $n \approx 740$ million words, of which $S \approx 2.4$ million are unique.

Obviously, the English language is not a first-order Markov process. However, since for stationary stochastic processes (not necessarily Markov), the entropy rate is the limit

$$\bar{H} = \lim_{k \rightarrow \infty} H(X_k | X^{k-1}),$$

⁶In the language modeling literature these are typically known as n -grams, but we use k to avoid conflict with the size of the dataset.

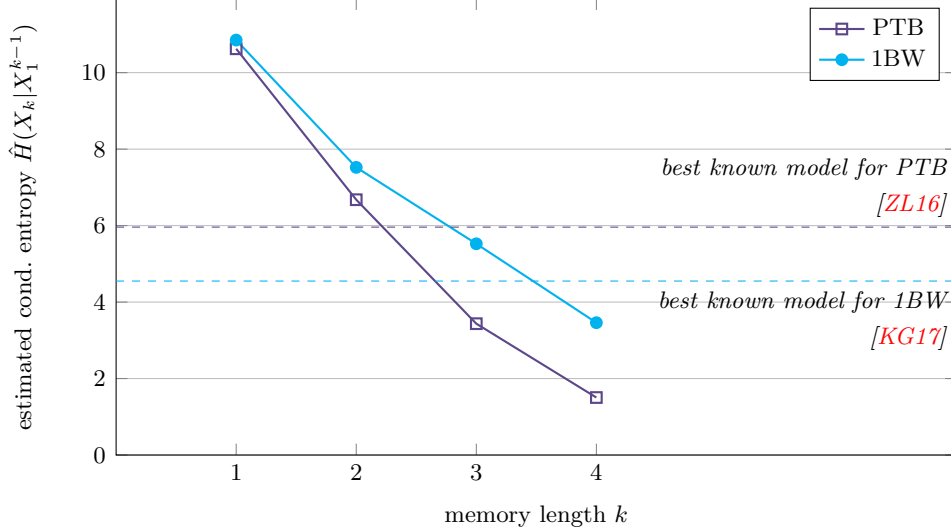


Figure 2: Estimates of conditional entropy based on linguistic corpora

we can estimate the entropy rate using estimates of the conditional entropy $H(X_k | X^{k-1})$ for successively increasing k (*i.e.*, successively longer k -grams). Equivalently, we can augment the state space to all $(k-1)$ -grams and use the estimator (16), relaxing the first-order Markov assumption to a k th order Markov assumption. We did so for $k = 1, \dots, 4$. It is worth noting that both of these corpora comprise individual sentences, disconnected from each other, so the corpora in effect have a Markov order of about the length of a sentence.

Our results are shown in Figure 2. The estimated conditional entropy $\hat{H}(X_k | X^{k-1})$ provides us with a refined analysis of the intrinsic uncertainty in language prediction with context length of only $k-1$. For 4-grams, using the JVHW estimator on the 1BW corpus, our estimate is 3.46 bits per word. With current state-of-the-art models trained on the 1BW corpus having an cross-entropy rate of about 4.55 bits per word [KG17], this indicates that language models are still at least 0.89 bits per word away from the fundamental limit. (Note that since $H(X_k | X^{k-1})$ is decreasing in k , $H(X_4 | X^3) > \bar{H}$.) Similarly, for the much smaller PTB corpus, we estimate an entropy rate of 1.50 bits per word, compared to state-of-the-art models that achieve a cross-entropy rate of about 5.96 bits per word [ZL16], at least 4.4 bits away from the fundamental limit.

Since the number of words in the English language (*i.e.*, our “alphabet” size) is huge, in view of the $\frac{S^2}{\log S}$ result we showed in theory, a natural question is whether a corpus as vast as the 1BW corpus is enough to allow reliable estimates of conditional entropy. A quick answer to this question is that our theory has so far focused on the worst-case analysis and, as demonstrated below, natural language data are much nicer so that the sample complexity for accurate estimation is much lower than what the minimax theory predicts. Specifically, we computed the conditional entropy estimates of Figure 2 but this time restricting the sample to only a subset of the corpus. A plot of the resulting estimate as a function of sample size is shown in Figures 3 and 4. Because sentences in the corpus are in randomized order, the subset of the corpus taken is randomly chosen.

To interpret these results, first, note the number of distinct unigrams (*i.e.*, words) in the 1BW corpus is about two million. We recall that in the i.i.d. case, $n \gg S / \ln S$ samples are necessary [VV11a, WY16, JVHW15], even in the worst case a dataset of 800 million words will be more than adequate to provide a reliable estimate of entropy for $S \approx 2$ million. Indeed, the plot for unigrams with the JVHW estimator in Figure 3 supports this. In this case, the entropy estimates for all

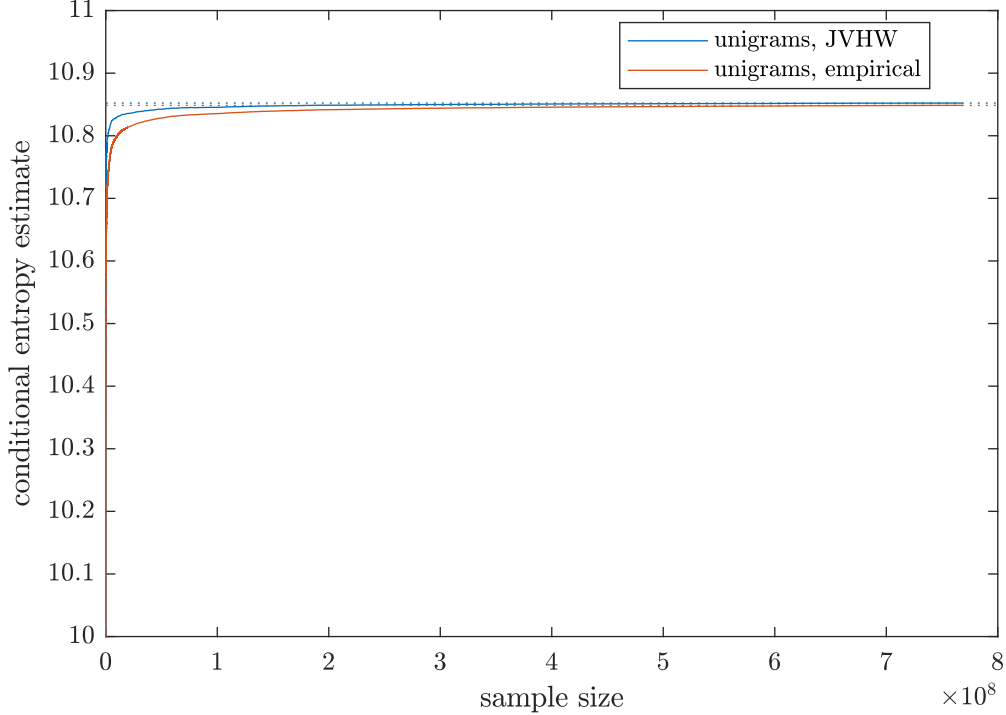


Figure 3: Estimates of conditional entropy versus sample size for 1BW unigrams; dotted lines are the estimate using the entire corpus (*i.e.*, the final estimate). Note the zoomed-in axes.

Table 1: Points at which the 1BW entropy estimates are within 0.1 bit of the final estimate

k	sample size	% of corpus
1	338k	0.04%
2	77M	10.0%
3	400M	54.2%

sample sizes greater than 338 000 words is within 0.1 bits of the entropy estimate using the entire corpus. That is, it takes just 0.04% of the corpus to reach an estimate within 0.1 bits of the true value.

We note also that the empirical entropy rate converges to the same value, 10.85, within two decimal places. This is also shown in Figure 3. The dotted lines indicate the final entropy estimate (of each estimator) using the entire corpus of 7.7×10^8 words.

Results for similar experiments with bigrams and trigrams are shown in Figure 4 and Table 1. Since the state space for bigrams and trigrams is much larger, convergence is naturally slower, but it nonetheless appears fast enough that our entropy estimate should be within on the order of 0.1 bits of the true value.

With these observations, we believe that the estimates based on the 1BW corpus should have enough samples to produce reasonably reliable entropy estimates. As one further measure, to approximate the variance of these entropy estimates, we also ran bootstraps for each memory length $k = 1, \dots, 4$, with a bootstrap size of the same size as the original dataset (sampling with replacement). For the 1BW corpus, with 100 bootstraps for $k = 1, 2, 3$, and with 34 for $k = 4$, the range of estimates (highest less lowest) for each memory length never exceeded 0.001 bit, and the standard deviation of estimates was just 0.0002—that is, the error ranges implied by the bootstraps

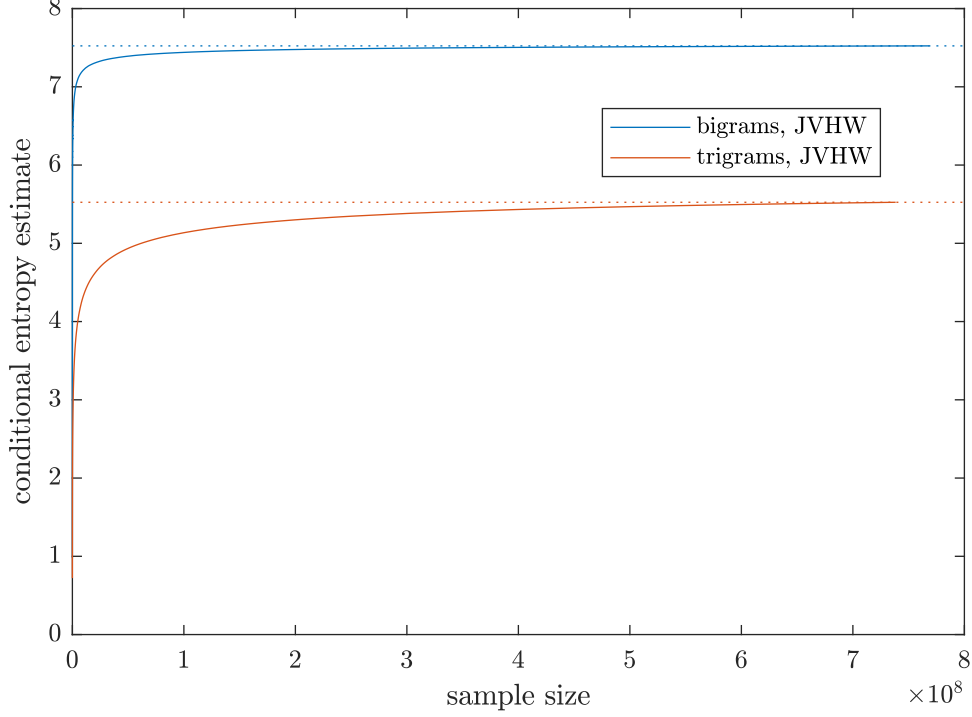


Figure 4: Estimates of conditional entropy versus sample size for 1BW bigrams and trigrams; dotted lines are the estimate using the entire corpus (*i.e.*, the final estimate)

Table 2: Bootstrap estimates of error range

k	PTB			1BW		
	estimate	st. dev.	range	estimate	st. dev.	range
1	10.62	0.00367	0.0241	10.85	0.000198	0.00133
2	6.68	0.00363	0.0271	7.52	0.000164	0.00095
3	3.44	0.00382	0.0221	5.52	0.000146	0.00078
4	1.50	0.00244	0.0164	3.46	0.000147	0.00054

are too small to show legibly on Figure 2. For the PTB corpus, the range never exceeded 0.03 bit. Further details of our bootstrap estimates are given in Table 2.

8 Auxiliary lemmas

Lemma 11. For an arbitrary sequence $(x_0, x_1, \dots, x_n) \in \mathcal{X}^{n+1}$, $\mathcal{X} = \{1, 2, \dots, S\}$, define the empirical distribution of the consecutive pairs as $\hat{P}_{X_1 X_2} = \frac{1}{n} \sum_{i=0}^{n-1} \delta_{(x_i, x_{i+1})}$. Let $\hat{P}_{X_1} = \frac{1}{n} \sum_{i=0}^{n-1} \delta_{x_i}$ be the marginal distribution of $\hat{P}_{X_1 X_2}$, and the empirical frequency of state i as

$$\hat{\pi}_i = \frac{1}{n} \sum_{j=0}^{n-1} \mathbb{1}(x_j = i). \quad (83)$$

Denote the empirical conditional distribution as $\hat{P}_{X_2|X_1} = \frac{\hat{P}_{X_1 X_2}}{\hat{P}_{X_1}}$, i.e.,

$$\hat{P}_{X_2|X_1=i}(j) = \frac{\sum_{m=1}^n \mathbb{1}(x_m = j, x_{m-1} = i)}{n\hat{\pi}_i}, \quad (84)$$

whenever $\hat{\pi}_i$. Let $\bar{H}_{\text{emp}} = \sum_{i=1}^S \hat{\pi}_i H(\hat{P}_{X_2|X_1=i})$ be given in (15), and $H(\cdot)$ is the Shannon entropy defined in (2). Then, we have

$$\bar{H}_{\text{emp}} = H(\hat{P}_{X_1 X_2}) - H(\hat{P}_{X_1}), \quad (85)$$

$$= \min_{P \in \mathcal{M}_2(S)} \frac{1}{n} \ln \frac{1}{P_{X_1^n|X_0}(x_1^n|x_0)} \quad (86)$$

where in (86), for a given transition matrix P , $P_{X_1^n|X_0}(x_1^n|x_0) \triangleq \prod_{t=0}^{n-1} P(x_{t+1}, x_t)$.

The following lemma gives well-known tail bounds for Poisson and Binomial random variables.

Lemma 12. [MU05, Exercise 4.7] If $X \sim \text{Poi}(\lambda)$ or $X \sim \text{B}(n, \frac{\lambda}{n})$, then for any $\delta > 0$, we have

$$\mathbb{P}(X \geq (1 + \delta)\lambda) \leq \left(\frac{e^\delta}{(1 + \delta)^{1+\delta}} \right)^\lambda \leq e^{-\delta^2 \lambda / 3} \vee e^{-\delta \lambda / 3} \quad (87)$$

$$\mathbb{P}(X \leq (1 - \delta)\lambda) \leq \left(\frac{e^{-\delta}}{(1 - \delta)^{1-\delta}} \right)^\lambda \leq e^{-\delta^2 \lambda / 2}. \quad (88)$$

The following lemma is the Hoeffding inequality.

Lemma 13. [Hoe63] Let X_1, X_2, \dots, X_n be independent random variables such that X_i takes its value in $[a_i, b_i]$ almost surely for all $i \leq n$. Let $S_n = \sum_{i=1}^n X_i$, we have for any $t > 0$,

$$P\{|S_n - \mathbb{E}[S_n]| \geq t\} \leq 2 \exp \left(-\frac{2t^2}{\sum_{i=1}^n (b_i - a_i)^2} \right). \quad (89)$$

9 Proofs of main lemmas

9.1 Proof of Lemma 2

We begin with a lemma on the concentration of the empirical distribution $\hat{\pi}$ for reversible Markov chains.

Lemma 14. Consider a reversible stationary Markov chain with spectral gap γ . Then, for every $i, 1 \leq i \leq S$, every constant $c_3 > 0$, the event

$$\mathcal{E}_i = \left\{ |\hat{\pi}_i - \pi_i| \geq c_3 \max \left\{ \frac{\ln n}{n\gamma}, \sqrt{\frac{\pi_i \ln n}{n\gamma}} \right\} \right\} \quad (90)$$

happens with probability at most $\frac{2}{n^\beta}$, where $\beta = \frac{c_3^2}{4+10c_3}$.

Proof of Lemma 14. Recall the following Bernstein inequality for reversible chains [Pau15, Theorem 3.3]: For any stationary reversible Markov chain with spectral gap γ ,

$$P \left\{ |\hat{\pi}_i - \pi_i| \geq \frac{t}{n} \right\} \leq 2 \exp \left(-\frac{t^2 \gamma}{4n\pi_i(1 - \pi_i) + 10t} \right). \quad (91)$$

We have $\frac{\ln n}{n\gamma} \geq \sqrt{\frac{\pi_i \ln n}{n\gamma}}$ if and only if $\pi_i \leq \frac{\ln n}{n\gamma}$. We split the proof of (90) into two parts.

1. $\pi_i \leq \frac{\ln n}{n\gamma}$: Invoking (91) and setting $t = c_3 \frac{\ln n}{\gamma}$, we have

$$\begin{aligned} P_\pi \left(|\hat{\pi}_i - \pi_i| \geq c_3 \frac{\ln n}{n\gamma} \right) &\leq 2 \exp \left(-\frac{\gamma c_3^2 \frac{\ln^2 n}{\gamma^2}}{4n \frac{\ln n}{n\gamma} + 10c_3 \frac{\ln n}{\gamma}} \right) \\ &\leq 2 \exp \left(-\frac{c_3^2}{4 + 10c_3} \ln n \right) \\ &= \frac{2}{n^\beta}. \end{aligned}$$

2. $\pi_i \geq \frac{\ln n}{n\gamma}$: Invoking (91) and setting $t = c_3 \sqrt{\frac{n\pi_i \ln n}{\gamma}}$, we have

$$\begin{aligned} P_\pi \left(|\hat{\pi}_i - \pi_i| \geq c_3 \sqrt{\frac{\pi_i \ln n}{n\gamma}} \right) &\leq 2 \exp \left(-\frac{\gamma c_3^2 \frac{n\pi_i \ln n}{\gamma}}{4n\pi_i + 10c_3 \sqrt{\frac{n\pi_i \ln n}{\gamma}}} \right) \\ &\leq 2 \exp \left(-\frac{c_3^2 n\pi_i \ln n}{4n\pi_i + 10c_3 n\pi_i} \right) \\ &= \frac{2}{n^\beta}. \end{aligned}$$

□

Now we are ready to prove Lemma 2. We only consider \mathcal{G}_{opt} and the upper bound on $P(\mathcal{G}_{\text{emp}})$ follows from the same steps. By the union bound, it suffices to upper bound the probability of the complement of each event in the definition of the “good” event \mathcal{G}_{opt} (cf. Definition 1).

For the first part of the definition, the probability of “bad” events \mathcal{E}_i^c in (28) are upper bounded by

$$\sum_{i \in [S]} P(\mathcal{E}_i^c) \leq S \cdot \frac{2}{n^\beta}, \quad (92)$$

where $\beta = \frac{c_3^2}{4+10c_3}$ as in Lemma 14. Since we have assumed that $c_3 \geq 20$, we have $\beta \geq 1$.

For the second part of the definition, applying Lemma 1, the overall probability of “bad” events \mathcal{H}_i^c in (29) are upper bounded by

$$\begin{aligned} &\sum_{i \in [S]} P(\mathcal{H}_i^c) \mathbb{1} \left(\pi_i \geq n^{c_4-1} \vee 100c_3^2 \frac{\ln n}{n\gamma} \right) \\ &\leq \sum_{i=1}^S 2 \cdot c_3 \sqrt{\frac{n\pi_i \ln n}{\gamma}} \frac{2}{\left(n\pi_i - c_3 \sqrt{\frac{n\pi_i \ln n}{\gamma}} \right)^\beta} \mathbb{1} \left(\pi_i \geq n^{c_4-1} \vee 100c_3^2 \frac{\ln n}{n\gamma} \right) \\ &\leq \sum_{i=1}^S 2 \cdot c_3 \sqrt{\frac{n\pi_i \ln n}{\gamma}} \frac{2}{(9n\pi_i/10)^\beta} \mathbb{1} \left(\pi_i \geq n^{c_4-1} \vee 100c_3^2 \frac{\ln n}{n\gamma} \right) \\ &\leq \sum_{i=1}^S 2c_3 n\pi_i \frac{2}{(9n\pi_i/10)^\beta} \mathbb{1} \left(\pi_i \geq n^{c_4-1} \vee 100c_3^2 \frac{\ln n}{n\gamma} \right) \\ &= \sum_{i=1}^S \frac{4c_3 n\pi_i}{(9n\pi_i/10)^\beta} \mathbb{1} \left(\pi_i \geq n^{c_4-1} \vee 100c_3^2 \frac{\ln n}{n\gamma} \right) \\ &\leq D \frac{S}{n^{c_4(\beta-1)}}, \end{aligned}$$

where $D \triangleq \frac{4c_3(10)^\beta}{9^\beta}$ and the second step follows from the fact that $\pi_i \mapsto n\pi_i - c_3\sqrt{\frac{n\pi_i \ln n}{\gamma}}$ is increasing when $\pi_i \geq 100c_3^2 \frac{\ln n}{n\gamma}$.

9.2 Proof of Lemma 3

We simulate a Markov chain sample path with transition matrix T_{ij} and stationary distribution π_i from the independent multinomial model as described in Section 4.1.1, and define the estimator \hat{H}_2 as follows: output zero if the event $\cap_{1 \leq i \leq S} \mathcal{E}_i$ does not happen (where \mathcal{E}_i are events defined in Definition 1); otherwise, we set

$$\hat{H}_2(X_0, (W_{ij})_{i \in [S], j \leq m_i}) = \hat{H}_1(X_0, (W_{ij})_{i \in [S], j \leq n_i}).$$

Note that this is a valid definition since $\cap_{1 \leq i \leq S} \mathcal{E}_i$ implies $n_i \leq m_i$ for any $i \in [S]$. As a result,

$$P_{\text{IM}}(|\hat{H}_2 - \bar{H}| \geq \epsilon) \leq P_{\text{IM}}((\cap_{1 \leq i \leq S} \mathcal{E}_i)^c) + P_{\text{IM}}(\cap_{1 \leq i \leq S} \mathcal{E}_i) P_{\text{IM}}(|\hat{H}_2 - \bar{H}| \geq \epsilon | \cap_{1 \leq i \leq S} \mathcal{E}_i). \quad (93)$$

It follows from Lemma 2 that

$$P_{\text{IM}}((\cap_{1 \leq i \leq S} \mathcal{E}_i)^c) \leq \frac{2S}{n^\beta}, \quad (94)$$

where $\beta = \frac{c_3^2}{4+10c_3} \geq 1$. Now, it suffices to upper bound $P_{\text{IM}}(|\hat{H}_2 - \bar{H}| \geq \epsilon | \cap_{1 \leq i \leq S} \mathcal{E}_i)$. The crucial observation is that the joint distribution of $(X_0, (n_i)_{i \in [S]}, (W_{ij})_{i \in [S], j \leq n_i})$ are identical in two models, and thus

$$P_{\text{IM}}(|\hat{H}_2 - \bar{H}| \geq \epsilon | \cap_{1 \leq i \leq S} \mathcal{E}_i) = P_{\text{MC}}(|\hat{H}_1 - \bar{H}| \geq \epsilon | \cap_{1 \leq i \leq S} \mathcal{E}_i) \quad (95)$$

$$P_{\text{IM}}(\cap_{1 \leq i \leq S} \mathcal{E}_i) = P_{\text{MC}}(\cap_{1 \leq i \leq S} \mathcal{E}_i). \quad (96)$$

By definition, the estimator \hat{H}_1 satisfies

$$P_{\text{MC}}(\cap_{1 \leq i \leq S} \mathcal{E}_i, |\hat{H}_1 - \bar{H}| \geq \epsilon) \leq \delta. \quad (97)$$

A combination of the previous inequalities gives

$$P_{\text{IM}}(|\hat{H}_2 - \bar{H}| \geq \epsilon) \leq \frac{2S}{n^\beta} + \delta. \quad (98)$$

as desired.

9.3 Proof of Lemma 4

We can simulate the independent multinomial model from the independent Poisson model by conditioning on the row sum. For each i , conditioned on $M_i \triangleq \sum_{j=1}^S C_{ij} = m_i$, the random vector $C_i = (C_{i1}, C_{i2}, \dots, C_{iS})$ follows the multinomial distribution $\text{multi}(m_i, T_i)$, where $T = T(R)$ is the transition matrix (54) obtained from normalizing R . In particular, $T_i = \frac{1}{\sum_{j=1}^S R_{ij}}(R_{i1}, R_{i2}, \dots, R_{iS})$.

Furthermore, C_1, \dots, C_S are conditionally independent. Thus, to apply the estimator \hat{H}_1 designed for the independent multinomial model with parameter n that fulfills the guarantee (59), we need to guarantee that

$$M_i > n\pi_i + c_3 \max \left\{ \frac{\ln n}{\gamma^*}, \sqrt{\frac{n\pi_i \ln n}{\gamma^*}} \right\}, \quad (99)$$

for all i with probability at least $1 - Sn^{-c_3/2}$. Here $c_3 \geq 20$ is the constant in Definition 2, and

$$\pi_i = \frac{\sum_{j=1}^S R_{ij}}{r}, \quad (100)$$

where $r = \sum_{1 \leq i, j \leq S} R_{ij}$. Note that $M_i \sim \text{Poi}(\lambda_i)$, where $\lambda_i \triangleq \frac{4n}{\tau} \sum_j R_{ij} = \frac{4nr}{\tau} \pi_i \geq 4n\pi_i$, due to the assumption that $r \geq \tau$. By the assumption of $\pi_i \geq \pi_{\min} \geq \frac{c_3 \ln n}{n\gamma}$, we have

$$n\pi_i \geq c_3 \max \left\{ \frac{\ln n}{\gamma^*}, \sqrt{\frac{n\pi_i \ln n}{\gamma^*}} \right\}. \quad (101)$$

Then

$$\begin{aligned} \mathbb{P} \left(M_i < n\pi_i + c_3 \max \left\{ \frac{\ln n}{\gamma^*}, \sqrt{\frac{n\pi_i \ln n}{\gamma^*}} \right\} \right) &\leq \mathbb{P}(\text{Poi}(4n\pi_i) < 2n\pi_i) \\ &\stackrel{(a)}{\leq} \exp(-n\pi_i/2) \end{aligned} \quad (102)$$

$$\stackrel{(b)}{\leq} n^{-c_3/2}, \quad (103)$$

where (a) follows from Lemma 12; (b) follows from $\pi_i \geq \pi_{\min} \geq \frac{c_3 \ln n}{n\gamma} \geq \frac{c_3 \ln n}{n}$. This completes the proof.

9.4 Proof of Lemma 8

The dependence diagram for all random variables is as follows:

$$\begin{array}{ccccccc} \mathbf{U} & \longrightarrow & \mathbf{R} & \longrightarrow & \pi(\mathbf{R}) & \longrightarrow & X_0 \\ & & \downarrow & & & & \\ & & \mathbf{C} & & & & \end{array}$$

where $\pi(\mathbf{R}) = (\pi_0(\mathbf{R}), \pi_1(\mathbf{R}), \dots, \pi_S(\mathbf{R}))$ is the stationary distribution defined in (53) obtained by normalizing the matrix \mathbf{R} . Recall that for $i = 1, 2$, F_i denotes the joint distribution on the sufficient statistic (X_0, \mathbf{C}) under the prior μ_i . Our goal is to show that $\text{TV}(F_1, F_2) \rightarrow 0$. Note that X_0 and \mathbf{C} are dependent; however, the key observation is that, by concentration, the distribution of X_0 is close to a fixed distribution P_0 on the state space $\{0, 1, \dots, S\}$, where $P_0 \triangleq \frac{1}{S(1+\sqrt{\alpha S})}(S\sqrt{\alpha S}, 1, 1, \dots, 1)$. Thus, X_0 and \mathbf{C} are approximately independent. For clarity, we denote $F_1 = P_{X_0, \mathbf{C}}, F_2 = Q_{X_0, \mathbf{C}}$. By the triangle inequality of the total variation distance, we have

$$\text{TV}(F_1, F_2) \leq \text{TV}(P_{X_0, \mathbf{C}}, P_0 \otimes P_{\mathbf{C}}) + \text{TV}(P_0 \otimes P_{\mathbf{C}}, P_0 \otimes Q_{\mathbf{C}}) + \text{TV}(Q_{X_0, \mathbf{C}}, P_0 \otimes Q_{\mathbf{C}}). \quad (104)$$

To upper bound the first term, note that $\mathbf{C} \rightarrow \mathbf{R} \rightarrow X_0$ forms a Markov chain. Hence, by the convexity of total variation distance, we have

$$\text{TV}(P_{X_0, \mathbf{C}}, P_0 \otimes P_{\mathbf{C}}) = \mathbb{E}_{P_{\mathbf{C}}}[\text{TV}(P_{X_0|\mathbf{C}}, P_0)] \quad (105)$$

$$\begin{aligned} &\leq \mathbb{E}_{P_{\mathbf{R}}}[\text{TV}(P_{X_0|\mathbf{R}}, P_0)] \\ &= \mathbb{E}[\text{TV}(\pi(\mathbf{R}), P_0)] \\ &= \frac{1}{2} \left(\mathbb{E} \left| \pi_0(\mathbf{R}) - \frac{1}{1+\sqrt{\alpha S}} \right| + \sum_{i=1}^S \mathbb{E} \left| \pi_i(\mathbf{R}) - \frac{1}{S(1+\sqrt{\alpha S})} \right| \right). \end{aligned} \quad (106)$$

We start by showing that the row sums of \mathbf{R} concentrate. Let $r_i = \sum_{j=0}^S R_{ij} = a + \sum_{j=1}^S U_{ij}$, where $a = \sqrt{\alpha S}$. It follows from the Hoeffding inequality in Lemma 13 that

$$\mathbb{P}\left(\left|r_i - (\sqrt{\alpha S} + \alpha S)\right| \geq u, \quad i = 1, \dots, S\right) \leq 2S \exp\left(\frac{-2u^2}{S\left(\frac{d_1^2 S \ln S}{n}\right)^2}\right) \rightarrow 0, \quad (107)$$

provided that $u \gg \frac{(S \ln S)^{3/2}}{n}$.

Next consider the entrywise sum of \mathbf{R} . Write $r \triangleq \sum_{0 \leq i, j \leq S} R_{ij} = b + 2aS + \sum_{1 \leq i < j \leq S} 2U_{ij} + \sum_{1 \leq i \leq S} U_{ii}$. Note that $\mathbb{E}[r] = b + 2aS + S^2\alpha = S(1 + \sqrt{\alpha S})^2$, by (72). Then, it follows from the Hoeffding inequality in Lemma 13 that

$$\mathbb{P}\left(\left|r - S(1 + \sqrt{\alpha S})^2\right| \geq \sqrt{S}u\right) \leq 2 \exp\left(\frac{-2Su^2}{\frac{S(S-1)}{2} 4\left(\frac{d_1^2 S \ln S}{n}\right)^2 + S\left(\frac{d_1^2 S \ln S}{n}\right)^2}\right) \rightarrow 0 \quad (108)$$

provided that $u \gg \frac{S^{3/2} \ln S}{n}$. Henceforth, we set

$$u = \frac{(S \ln^2 S)^{3/2}}{n}. \quad (109)$$

Hence, with probability tending to one, $|r_i - (\sqrt{\alpha S} + \alpha S)| \leq u$ for $i = 1, 2, \dots, S$ and $|r - S(1 + \sqrt{\alpha S})^2| \leq \sqrt{S}u$. Conditioning on this event, for $i = 1, 2, \dots, S$ we have

$$\left|\pi_i(\mathbf{R}) - \frac{\sqrt{\alpha S}}{S(1 + \sqrt{\alpha S})}\right| \leq (\sqrt{\alpha S} + \alpha S) \left|\frac{1}{r} - \frac{1}{\mathbb{E}[r]}\right| + \frac{u}{r} \leq \frac{2u}{S^{\frac{3}{2}}} + \frac{u}{S}. \quad (110)$$

For $i = 0$, $\pi_0(\mathbf{R}) = \frac{S(1 + \sqrt{\alpha S})}{r}$, we have

$$\left|\pi_0(\mathbf{R}) - \frac{1}{1 + \sqrt{\alpha S}}\right| = S(1 + \sqrt{\alpha S}) \left|\frac{1}{r} - \frac{1}{\mathbb{E}[r]}\right| \leq \frac{2u}{\sqrt{S}}. \quad (111)$$

Therefore, in view of (106), we have

$$\text{TV}(P_{X_0, \mathbf{C}}, P_0 \otimes P_{\mathbf{C}}) \leq \left(\frac{2u}{\sqrt{S}} + \sum_{i=1}^S \left(\frac{2u}{S^{\frac{3}{2}}} + \frac{u}{S}\right)\right) + 2 \cdot o(1) = \frac{4u}{\sqrt{S}} + u + o(1) = o(1) \quad (112)$$

as $S \rightarrow \infty$. Similarly, we also have $\text{TV}(Q_{X_0, \mathbf{C}}, P_0 \otimes Q_{\mathbf{C}}) = o(1)$.

By (104), it remains to show that $\text{TV}(P_0 \otimes P_{\mathbf{C}}, P_0 \otimes Q_{\mathbf{C}}) = o(1)$. Note that $P_{\mathbf{C}}, Q_{\mathbf{C}}$ are products of Poisson mixtures, by the triangle inequality of total variation distance again we have

$$\text{TV}(P_0 \otimes P_{\mathbf{C}}, P_0 \otimes Q_{\mathbf{C}}) = \text{TV}(P_{\mathbf{C}}, Q_{\mathbf{C}}) \leq \sum_{1 \leq i \leq j \leq S} \text{TV}\left(\mathbb{E}[\text{Poi}(\frac{4n}{\tau} U_{ij})], \mathbb{E}[\text{Poi}(\frac{4n}{\tau} U'_{ij})]\right). \quad (113)$$

We upper bound the individual terms in (113). For the total variation distance between Poisson mixtures, note that the random variables $\frac{4n}{S} U_{ij}$ and $\frac{4n}{S} U'_{ij}$ match moments up to order

$$\frac{D}{\sqrt{\eta}} = Dd_1 \ln S, \quad (114)$$

and are both supported on $[0, \alpha\eta^{-1} \cdot \frac{4n}{S}] = [0, \frac{d_1^2 S \ln S}{n} \frac{4n}{S}] = [0, 4d_1^2 \ln S]$. It follows from Lemma 7 that if

$$Dd_1 \ln S \geq 8e^2 d_1^2 \ln S, \quad (115)$$

we have

$$\text{TV} \left(\mathbb{E} \left[\text{Poi} \left(\frac{4n}{S} U_{ij} \right) \right], \mathbb{E} \left[\text{Poi} \left(\frac{4n}{S} U'_{ij} \right) \right] \right) \leq \frac{1}{2^{Dd_1 \ln S}} \quad (116)$$

$$\leq \frac{1}{S^{\frac{D^2 \ln 2}{4e^2}}} \quad (117)$$

$$\leq \frac{1}{S^{100}}. \quad (118)$$

where we set $d_1 = \frac{D}{8e^2}$ and used the fact that $D \geq 100$. By (113),

$$\text{TV}(P_0 \otimes P_{\mathbf{C}}, P_0 \otimes Q_{\mathbf{C}}) \leq S^2 \cdot \frac{1}{S^{100}} = \frac{1}{S^{98}} = o(1) \quad (119)$$

as $S \rightarrow \infty$, establishing the desired lemma.

9.5 Proof of Lemma 9

Let $\Delta = \frac{cS^2}{8n \log S} = \frac{c\alpha S}{8}$, where c is the constant from Lemma 6. Recall that $\phi(x) = x \log \frac{1}{x}$. In view of (73), we have

$$\begin{aligned} \bar{H}(T(\mathbf{R})) &= \frac{1}{r} \left(\sum_{i,j=0}^S \phi(R_{ij}) - \sum_{i=0}^S \phi(r_i) \right) \\ &= \frac{1}{r} (\phi(b) + 2S\phi(a) + \phi(b + aS)) + \frac{1}{r} \sum_{i,j=1}^S \phi(R_{ij}) - \frac{1}{r} \sum_{i=0}^S \phi(r_i) \\ &= \underbrace{\frac{1}{r} (\phi(b) + 2S\phi(a) + \phi(b + aS))}_{H_1} + \underbrace{\frac{1}{r} \left(2 \sum_{1 \leq i < j \leq S} \phi(U_{ij}) + \sum_{1 \leq i \leq S} \phi(U_{ii}) \right)}_{H_2} - \underbrace{\frac{1}{r} \sum_{i=0}^S \phi(r_i)}_{H_3}, \end{aligned}$$

where the last step follows from the symmetry of the matrix \mathbf{U} .

For the first term, note that $|\phi(b) + 2S\phi(a) + \phi(b + aS)| = |\phi(S) + 2S\phi(\sqrt{\alpha S}) + \phi(S(1 + \sqrt{\alpha S}))| \leq 10S \log S$. Thus, conditioned on (108), we have

$$\left| \frac{1}{r} - \frac{1}{\mathbb{E}[r]} \right| \leq \frac{u}{S^{\frac{3}{2}}}, \quad (120)$$

where $\mathbb{E}[r] = S(1 + \sqrt{\alpha S})^2$. Put $h_1 \triangleq \frac{\phi(b) + 2S\phi(a) + \phi(b + aS)}{S(1 + \sqrt{\alpha S})^2}$, we have

$$|H_1 - h_1| \leq \frac{10u \ln S}{\sqrt{S}}. \quad (121)$$

with probability tending to one.

For the second term, by Definition 4, for any i, j , U_{ij} is supported on $[0, \frac{d_1^2 S \ln S}{n}]$. Thus, $\phi(U_{ij})$ is supported on $[0, \frac{d_1^2 S \ln S}{n} \ln \frac{n}{d_1^2 S \ln S}]$ for any i, j . Hence, it follows from the Hoeffding inequality in Lemma 13 that

$$\mathbb{P} \left(\left| 2 \sum_{1 \leq i < j \leq S} \phi(U_{ij}) + \sum_{1 \leq i \leq S} \phi(U_{ii}) - S^2 \mathbb{E}[\phi(U)] \right| \geq \frac{\Delta S}{4} \right) \quad (122)$$

$$\leq 2 \exp \left(\frac{-2(\Delta S/4)^2}{\sum_{1 \leq i < j \leq S} \left(2 \frac{d_1^2 S \ln S}{n} \ln \frac{n}{d_1^2 S \ln S} \right)^2 + \sum_{1 \leq i \leq S} \left(\frac{d_1^2 S \ln S}{n} \ln \frac{n}{d_1^2 S \ln S} \right)^2} \right) \quad (123)$$

$$\leq 2 \exp \left(-\Omega \left(\frac{S^2}{(\ln n)^2 (\ln S)^4} \right) \right) \quad (124)$$

$$\rightarrow 0 \quad (125)$$

as $S \rightarrow \infty$, provided that $\ln n \ll \frac{S}{\ln^2 S}$. Put $h_2 = \frac{S}{(1+\sqrt{\alpha S})^2} \mathbb{E}[\phi(U)]$. Using (120) and the fact that $0 \leq \phi(U) \leq \frac{d_1^2 S \ln S}{n} \ln \frac{n}{d_1^2 S \ln S}$, we have

$$|H_2 - h_2| \leq u \cdot \frac{d_1^2 S^{\frac{3}{2}} \ln S}{n} \ln \frac{n}{d_1^2 S \ln S} + \frac{\Delta}{4}. \quad (126)$$

For the third term, condition on the event in (107), we have $|\phi(r_i) - \phi(\alpha S + \sqrt{\alpha S})| \leq Cu \ln S$ and $|\phi(r_i)| \leq C$, for some absolute constant C . Put $h_3 = \frac{1}{(1+\sqrt{\alpha S})^2} \phi(\alpha S + \sqrt{\alpha S})$. We have

$$|H_3 - h_3| \leq \frac{Cu}{\sqrt{S}} + Cu \ln S. \quad (127)$$

Finally, combining (121), (126), (127) as well as (109), with probability tending to one,

$$|\bar{H}(T(\mathbf{R})) - (h_1 + h_2 - h_3)| \leq \frac{\Delta}{4} + C' \frac{S^{3/2} \ln^4 S}{n} \quad (128)$$

for some absolute constant C' . Likewise, with probability tending to one, we have

$$|\bar{H}(T(\mathbf{R}')) - (h_1 + h'_2 - h_3)| \leq \frac{\Delta}{4} + C' \frac{S^{3/2} \ln^4 S}{n} \quad (129)$$

where $h'_2 = \frac{S}{(1+\sqrt{\alpha S})^2} \mathbb{E}[\phi(U')]$. In view of Lemma 6, we have

$$|h_2 - h'_2| \geq \frac{c\alpha S}{(1 + \sqrt{\alpha S})^2} \geq 2\Delta. \quad (130)$$

This completes the proof.

9.6 Proof of Lemma 10

We only consider the random matrix $\mathbf{R} = (R_{ij})$ which is distributed according to the prior μ_1 ; the case of μ_2 is entirely analogous.

First we lower bound π_{\min} with high probability. Recall the definition of u in (109), and (107), (108). Since $u \leq \alpha S = \frac{S^2}{n \ln S}$, we have $S \leq r \leq 5S$ and $r_i \geq \sqrt{\alpha S}$ for all $i \in [S]$ with probability tending to one. Furthermore, $r_0 = S(1 + \sqrt{\alpha S}) \geq \sqrt{\alpha S}$. Consequently,

$$\pi_{\min} = \frac{1}{r} \min_{0 \leq i \leq S} r_i \geq \frac{\sqrt{\alpha S}}{5S} = \frac{1}{5\sqrt{n \ln S}},$$

as desired.

Next, we deal with the spectral gap. Recall $T = T(R)$ is the normalized version of R given in (54). Let $D = \text{diag}(r_0, \dots, r_S)$ and $D_\pi = \text{diag}(\pi_0, \dots, \pi_S)$, where $r_i = \sum_{j=0}^S R_{ij}$, $r = \sum_{i,j=0}^S R_{ij}$, and $\pi_i = \frac{r_i}{r}$. Then we have $T = D^{-1}R$. Furthermore, by the reversibility of T ,

$$T' \triangleq D_\pi^{1/2} T D_\pi^{-1/2} = D^{-1/2} R D^{-1/2}, \quad (131)$$

is a symmetric matrix. Since T' is a similarity transform of T , they share the same spectrum. Let $1 = \lambda_1(T) \geq \dots \geq \lambda_{S+1}(T)$ (recall that T is an $(S+1) \times (S+1)$ matrix). In view of (71), we have

$$L \triangleq \mathbb{E}[\mathbf{R}] = \begin{bmatrix} b & a \cdots a \\ a & \alpha \cdots \alpha \\ \vdots & \vdots \\ a & \alpha \cdots \alpha \end{bmatrix}, \quad Z \triangleq \mathbf{R} - \mathbb{E}[\mathbf{R}] = \begin{bmatrix} 0 & 0 \cdots 0 \\ 0 & \vdots \\ \vdots & \mathbf{U} - \mathbb{E}[\mathbf{U}] \\ 0 & \vdots \end{bmatrix}$$

Crucially, the choice of $a = \sqrt{\alpha S}$, $b = S$ in (72) is such that $b\alpha = a^2$, so that $\mathbb{E}[\mathbf{R}]$ is a symmetric positive semidefinite rank-one matrix. Thus, we have from (131)

$$T' = D^{-1/2} L D^{-1/2} + D^{-1/2} Z D^{-1/2}.$$

Note that $L' \triangleq D^{-1/2} L D^{-1/2}$ is also a symmetric positive semidefinite rank-one matrix. Let $\lambda_1(L') \geq 0 = \lambda_2(L') = \dots = \lambda_{S+1}(L')$. By Weyl's inequality [Tao12, Eq. (1.64)], for $i = 2, \dots, S+1$, we have

$$|\lambda_i(T)| \leq \|D^{-1/2} Z D^{-1/2}\|_2 \leq \|D^{-1/2}\|_2^2 \|Z\|_2 = \frac{1}{\min_{0 \leq i \leq S} r_i} \|\mathbf{U} - \mathbb{E}[\mathbf{U}]\|_2. \quad (132)$$

Here and below $\|\cdot\|_2$ stands for the spectral norm (largest singular values). So far everything has been deterministic. Next we show that with high probability, the RHS of (132) is at most $\Omega(\sqrt{\frac{S \ln^3 S}{n}})$.

Note that $\mathbf{U} - \mathbb{E}[\mathbf{U}]$ is a zero-mean Wigner matrix. Furthermore, U_{ij} takes values in $[0, \alpha \eta^{-1}] = [0, \frac{d_1^2 S \ln S}{n}]$, where d_1 is an absolute constant. It follows from the standard tail estimate of the spectral norm for the Wigner ensemble (see, e.g. [Tao12, Corollary 2.3.6]) that there exist universal constants $C, c, c' > 0$ such that

$$P\left(\|\mathbf{U} - \mathbb{E}[\mathbf{U}]\|_2 > \frac{CS^{3/2} \ln S}{n}\right) \leq c'e^{-cS}. \quad (133)$$

Combining (107), (132), and (133), the absolute spectral gap of $T = T(\mathbf{R})$ satisfies

$$\mathbb{P}\left(\gamma^*(T(\mathbf{R})) \geq 1 - C\sqrt{\frac{S \ln^3 S}{n}}\right) \rightarrow 1,$$

as $S \rightarrow \infty$. By union bound, we have shown that $\mathbb{P}(\mathbf{R} \in \mathcal{R}(S, \gamma, \tau, q)) \rightarrow 1$, with γ, τ, q as chosen in Lemma 10.

9.7 Proof of Lemma 11

The representation (85) follows from definition of conditional entropy. It remains to show (86). Let \hat{P} denote the transition matrix corresponding to the empirical conditional distribution, that is, $\hat{P}_{ij} \triangleq \hat{P}_{X_2=j|X_1=i}$. Then, for any transition matrix $P = (P_{ij})$,

$$\begin{aligned} \frac{1}{n} \ln \frac{1}{P_{X_1^n|X_0}(x_1^n|x_0)} &= \frac{1}{n} \sum_{m=1}^n \sum_{i=1}^S \sum_{j=1}^S \mathbb{1}(x_{m-1} = i, x_m = j) \ln \frac{1}{P_{ij}} \\ &= \frac{1}{n} \sum_{i=1}^S \sum_{j=1}^S (n \hat{\pi}_i \hat{P}_{ij}) \ln \frac{1}{P_{ij}} \\ &= \sum_{i=1}^S \hat{\pi}_i \sum_{j=1}^S \hat{P}_{ij} \ln \frac{1}{P_{ij}} \\ &= \bar{H}_{\text{emp}} + \sum_{i=1}^S \hat{\pi}_i D(\hat{P}_{i\cdot} \| P_{i\cdot}), \end{aligned}$$

where in the last step $D(p\|q) = \sum_i p_i \ln \frac{p_i}{q_i} \geq 0$ stands for the Kullback–Leibler (KL) divergence between probability vectors p and q . Then (86) follows from the fact that the nonnegativity of the KL divergence.

References

- [ADOS17] Jayadev Acharya, Hirakendu Das, Alon Orlitsky, and Ananda Theertha Suresh. A unified maximum likelihood approach for estimating symmetric properties of discrete distributions. In *International Conference on Machine Learning*, pages 11–21, 2017.
- [AK01] András Antos and Ioannis Kontoyiannis. Convergence properties of functional estimates for discrete distributions. *Random Structures & Algorithms*, 19(3-4):163–193, 2001.
- [BCC10] Charles Bordenave, Pietro Caputo, and Djalil Chafai. Spectrum of large random reversible Markov chains: two examples. *ALEA: Latin American Journal of Probability and Mathematical Statistics*, 7:41–64, 2010.
- [Bil61] Patrick Billingsley. Statistical methods in Markov chains. *The Annals of Mathematical Statistics*, pages 12–40, 1961.
- [BPM⁺92] Peter F. Brown, Vincent J. Della Pietra, Robert L. Mercer, Stephen A. Della Pietra, and Jennifer C. Lai. An estimate of an upper bound for the entropy of english. *Comput. Linguist.*, 18(1):31–40, March 1992.
- [CBL06] Nicolo Cesa-Bianchi and Gabor Lugosi. *Prediction, learning, and games*. Cambridge University Press, 2006.
- [CG05] Gabriela Ciuperca and Valerie Girardin. On the estimation of the entropy rate of finite Markov chains. In *Proceedings of the International Symposium on Applied Stochastic Models and Data Analysis*, 2005.
- [CK78] Thomas Cover and Roger King. A convergent gambling estimate of the entropy of English. *IEEE Transactions on Information Theory*, 24(4):413–421, 1978.

- [CKV04] Haixiao Cai, Sanjeev R. Kulkarni, and Sergio Verdú. Universal entropy estimation via block sorting. *IEEE Trans. Inf. Theory*, 50(7):1551–1561, 2004.
- [CT06] Thomas M. Cover and Joy A. Thomas. *Elements of Information Theory*. Wiley, New York, second edition, 2006.
- [EVKV02] Michelle Effros, Karthik Visweswariah, Sanjeev R Kulkarni, and Sergio Verdú. Universal lossless source coding with the Burrows Wheeler transform. *IEEE Transactions on Information Theory*, 48(5):1061–1081, 2002.
- [FOPS16] Moein Falahatgar, Alon Orlitsky, Venkatadheeraj Pichapati, and Ananda Theertha Suresh. Learning markov distributions: Does estimation trump compression? In *Information Theory (ISIT), 2016 IEEE International Symposium on*, pages 2689–2693. IEEE, 2016.
- [GG16] Yarín Gal and Zoubin Ghahramani. A theoretically grounded application of dropout in recurrent neural networks. In D. D. Lee, M. Sugiyama, U. V. Luxburg, I. Guyon, and R. Garnett, editors, *Advances in Neural Information Processing Systems 29*, pages 1019–1027. Curran Associates, Inc., 2016.
- [HJWW17] Yanjun Han, Jiantao Jiao, Tsachy Weissman, and Yihong Wu. Optimal rates of entropy estimation over lipschitz balls. *arxiv preprint arxiv:1711.02141*, Nov 2017.
- [HKS15] Daniel J Hsu, Aryeh Kontorovich, and Csaba Szepesvári. Mixing time estimation in reversible Markov chains from a single sample path. In *Advances in neural information processing systems*, pages 1459–1467, 2015.
- [Hoe63] Wassily Hoeffding. Probability inequalities for sums of bounded random variables. *Journal of the American statistical association*, 58(301):13–30, 1963.
- [Jia09] Qian Jiang. Construction of transition matrices of reversible Markov chains. *M. Sc. Major Paper. Department of Mathematics and Statistics. University of Windsor*, 2009.
- [JM09] Daniel Jurafsky and James H. Martin. *Speech and Language Processing (2Nd Edition)*. Prentice-Hall, Inc., Upper Saddle River, NJ, USA, 2009.
- [JPZ⁺13] Jiantao Jiao, H.H. Permuter, Lei Zhao, Young-Han Kim, and T. Weissman. Universal estimation of directed information. *Information Theory, IEEE Transactions on*, 59(10):6220–6242, 2013.
- [JVHW15] Jiantao Jiao, Kartik Venkat, Yanjun Han, and Tsachy Weissman. Minimax estimation of functionals of discrete distributions. *Information Theory, IEEE Transactions on*, 61(5):2835–2885, 2015.
- [JVHW17] Jiantao Jiao, Kartik Venkat, Yanjun Han, and Tsachy Weissman. Maximum likelihood estimation of functionals of discrete distributions. *IEEE Transactions on Information Theory*, 63(10):6774–6798, Oct 2017.
- [JVS⁺16] Rafal Józefowicz, Oriol Vinyals, Mike Schuster, Noam Shazeer, and Yonghui Wu. Exploring the limits of language modeling. *CoRR*, abs/1602.02410, 2016.
- [KASW98] Ioannis Kontoyiannis, Paul H Algoet, Yu M Suhov, and AJ Wyner. Nonparametric entropy estimation for stationary processes and random fields, with applications to English text. *Information Theory, IEEE Transactions on*, 44(3):1319–1327, 1998.

- [KG17] Oleksii Kuchaiev and Boris Ginsburg. Factorization tricks for LSTM networks. *CoRR*, abs/1703.10722, 2017.
- [Kie91] John C Kieffer. Sample converses in source coding theory. *IEEE Transactions on Information Theory*, 37(2):263–268, 1991.
- [KLMCP13] Coco Krumme, Alejandro Llorente, Alex Manuel Cebrian, and Esteban Moro Pentland. The predictability of consumer visitation patterns. *Scientific reports*, 3, 2013.
- [KV16] Sudeep Kamath and Sergio Verdú. Estimation of entropy rate and Rényi entropy rate for Markov chains. In *Information Theory (ISIT), 2016 IEEE International Symposium on*, pages 685–689. IEEE, 2016.
- [LLY00] J Kevin Lanctot, Ming Li, and En-hui Yang. Estimating DNA sequence entropy. In *Symposium on discrete algorithms: proceedings of the eleventh annual ACM-SIAM symposium on discrete algorithms*, volume 9, pages 409–418, 2000.
- [LP16] David A Levin and Yuval Peres. Estimating the spectral gap of a reversible markov chain from a short trajectory. *arXiv preprint arXiv:1612.05330*, 2016.
- [MT06] Ravi Montenegro and Prasad Tetali. Mathematical aspects of mixing times in Markov chains. *Foundations and Trends® in Theoretical Computer Science*, 1(3):237–354, 2006.
- [MU05] Michael Mitzenmacher and Eli Upfal. *Probability and computing: Randomized algorithms and probabilistic analysis*. Cambridge University Press, 2005.
- [MXBS16] Stephen Merity, Caiming Xiong, James Bradbury, and Richard Socher. Pointer sentinel mixture models. *CoRR*, abs/1609.07843, 2016.
- [Pan03] Liam Paninski. Estimation of entropy and mutual information. *Neural Computation*, 15(6):1191–1253, 2003.
- [Pan04] Liam Paninski. Estimating entropy on m bins given fewer than m samples. *Information Theory, IEEE Transactions on*, 50(9):2200–2203, 2004.
- [Pau15] Daniel Paulin. Concentration inequalities for markov chains by marton couplings and spectral methods. *Electronic Journal of Probability*, 20, 2015.
- [Sha51] Claude E. Shannon. Prediction and entropy of printed English. *The Bell System Technical Journal*, 30(1):50–64, Jan 1951.
- [Shi96] Paul C Shields. The ergodic theory of discrete sample paths. *Graduate Studies in Mathematics, American Mathematics Society*, 1996.
- [SMM⁺17] Noam Shazeer, Azalia Mirhoseini, Krzysztof Maziarczyk, Andy Davis, Quoc V. Le, Geoffrey E. Hinton, and Jeff Dean. Outrageously large neural networks: The sparsely-gated mixture-of-experts layer. *CoRR*, abs/1701.06538, 2017.
- [SQBB10] Chaoming Song, Zehui Qu, Nicholas Blumm, and Albert-László Barabási. Limits of predictability in human mobility. *Science*, 327(5968):1018–1021, 2010.
- [Tao12] Terence Tao. *Topics in random matrix theory*, volume 132. American Mathematical Society Providence, RI, 2012.

- [TNS⁺11] Taro Takaguchi, Mitsuhiro Nakamura, Nobuo Sato, Kazuo Yano, and Naoki Masuda. Predictability of conversation partners. *Physical Review X*, 1(1):011008, 2011.
- [Tsy08] A. Tsybakov. *Introduction to Nonparametric Estimation*. Springer-Verlag, 2008.
- [VV11a] Gregory Valiant and Paul Valiant. Estimating the unseen: an $n/\log n$ -sample estimator for entropy and support size, shown optimal via new CLTs. In *Proceedings of the 43rd annual ACM symposium on Theory of computing*, pages 685–694. ACM, 2011.
- [VV11b] Gregory Valiant and Paul Valiant. The power of linear estimators. In *Foundations of Computer Science (FOCS), 2011 IEEE 52nd Annual Symposium on*, pages 403–412. IEEE, 2011.
- [VV13] Paul Valiant and Gregory Valiant. Estimating the unseen: improved estimators for entropy and other properties. In *Advances in Neural Information Processing Systems*, pages 2157–2165, 2013.
- [WH12] Chunyan Wang and Bernardo A Huberman. How random are online social interactions? *Scientific reports*, 2, 2012.
- [WY16] Yihong Wu and Pengkun Yang. Minimax rates of entropy estimation on large alphabets via best polynomial approximation. *IEEE Transactions on Information Theory*, 62(6):3702–3720, 2016.
- [WZ89] Aaron D. Wyner and Jacob Ziv. Some asymptotic properties of the entropy of a stationary ergodic data source with applications to data compression. *IEEE Trans. Inf. Theory*, 35(6):1250–1258, 1989.
- [XWL⁺17] Ziang Xie, Sida I. Wang, Jiwei Li, Daniel Lévy, Aiming Nie, Dan Jurafsky, and Andrew Y. Ng. Data noising as smoothing in neural network language models. *CoRR*, abs/1703.02573, 2017.
- [ZL78] Jacob Ziv and Abraham Lempel. Compression of individual sequences via variable-rate coding. *Information Theory, IEEE Transactions on*, 24(5):530–536, 1978.
- [ZL16] Barret Zoph and Quoc V. Le. Neural architecture search with reinforcement learning. *CoRR*, abs/1611.01578, 2016.
- [ZSKS16] Julian G. Zilly, Rupesh Kumar Srivastava, Jan Koutník, and Jürgen Schmidhuber. Recurrent highway networks. *CoRR*, abs/1607.03474, 2016.