

# Neural Predictive Coding using Convolutional Neural Networks towards Unsupervised Learning of Speaker Characteristics

Arindam Jati, and Panayiotis Georgiou, *Senior Member, IEEE*

**Abstract**—Learning speaker-specific features is vital in many applications like speaker recognition, diarization and speech recognition. This paper provides a novel approach, we term Neural Predictive Coding (NPC), to learn speaker-specific characteristics in a completely unsupervised manner from large amounts of unlabeled training data that even contain multi-speaker audio streams. The NPC framework exploits the proposed short-term active-speaker stationarity hypothesis which assumes two temporally-close short speech segments belong to the same speaker, and thus a common representation that can encode the commonalities of both the segments, should capture the vocal characteristics of that speaker. We train a convolutional deep siamese network to produce “speaker embeddings” by optimizing a loss function that increases between-speaker variability and decreases within-speaker variability. The trained NPC model can produce these embeddings by projecting any test audio stream into a high dimensional manifold where speech frames of the same speaker come closer than they do in the raw feature space. Results in the frame-level speaker classification experiment along with the visualization of the embeddings manifest the distinctive ability of the NPC model to learn short-term speaker-specific features as compared to raw MFCC features and i-vectors. The utterance-level speaker classification experiments show that concatenating simple statistics of the short-term NPC embeddings over the whole utterance with the utterance-level i-vectors can give useful complimentary information to the i-vectors and boost the classification accuracy. The results also show the efficacy of this technique to learn those characteristics from large amounts of unlabeled training set which has no prior information about the environment of the test set. We are also releasing the constructed databases of Tedlium-Mix and YoUSCTube to further research in unsupervised learning.

**Index Terms**—Speaker-specific characteristics, unsupervised learning, Convolutional Neural Networks (CNN), siamese network, speaker identification.

## I. INTRODUCTION

**A**COUSTIC modeling of speaker characteristics is an important task for many speech-related applications. It is also a very challenging problem due to the highly complex information that the speech signal modulates, from lexical content to emotional and behavioral attributes [1], [2] and multi-rate encoding of this information. A major step towards speaker modeling is to identify features that focus only on the speaker-specific characteristics of the speech signal. Learning these characteristics has various applications in speaker segmentation [3], diarization [4], verification [5], and recognition [6]. State-of-the-art methods for most of these applications use short-term acoustic features [7] like MFCC [8] or PLP [9] for signal parameterization. In spite of the effectiveness of

the algorithms used for building speaker models [6] or clustering speech segments [4], sometimes these features fail to produce high between-speaker variability and low within-speaker variability [7]. This is because MFCCs contain a lot of supplementary information like phoneme characteristics, and that is why they are most frequently deployed in speech recognition [10].

### A. Prior work

Significant research effort has gone into solving this problem by incorporating long-term or prosodic features [11] into existing systems. These features can specifically be used in speaker recognition or verification systems since they are calculated at utterance-level [7]. Another way to tackle the problem is to calculate mathematical functionals or transformations on top of MFCC features to expand the context and project them on a “speaker space” which is supposed to capture speaker-specific characteristics. One popular method [12] is to build a GMM-UBM [7] on training data and utilize MAP adapted GMM supervectors [12] as fixed dimensional representations of variable length utterances. Along this line of research, an ample amount of effort has been put to perform different factor analysis techniques on the high dimensional supervectors to estimate contributions of different latent factors like speaker- and channel-dependent variabilities [13]. Eigenvoice and eigenchannel methods were proposed by Kenny *et al.* [14] to separately determine the contributions of speaker and channel variabilities respectively. In 2007, Joint Factor Analysis (JFA) [15] was proposed to model speaker variabilities and compensate for channel variabilities, and it outperformed the former technique in capturing speaker characteristics.

**Introduction of i-vectors:** In 2011, Dehak *et al.* proposed i-vectors [16] for speaker verification. The i-vectors were inspired by JFA, but unlike JFA, the i-vector approach trains a unified model for speaker and channel variability. One inspiration for proposing the Total Variability Space [16] was from the observation that the channel effects obtained by JFA also had speaker factors. The i-vectors have been used by many researchers for numerous applications including speaker recognition [16], [17], diarization [18], [19] and speaker adaptation during speech recognition [20] due to their state-of-the-art performances. But, performance of i-vector system tends to deteriorate as the utterance length decreases [21], especially when there is a mismatch between the lengths of training and

test utterances. Also, the i-vector modeling, similar to most of other factor analysis methods, is constrained by the GMM assumption which might degrade the performance in some cases [7].

#### ***DNN based methods in speaker characteristics learning:***

Recently Deep Neural Networks (DNN) [22] have been shown to perform extremely well in solving a wide range of problems due to their ability to learn any arbitrary nonlinear function. The weights of the bottleneck layer [23] of a DNN, also known as “embeddings” (or in the context of this paper, “speaker embeddings”) [24], have been used by many researchers as features for speaker diarization and recognition. For example, in [25], [26] and [27], frame-level bottleneck features have been extracted using DNNs trained in supervised fashion over a finite set of speakers; and some aggregation techniques like GMM-UBM [12] or i-vectors have been used on top of the frame level features for utterance-level speaker verification. Chen *et al.* [28], [29] developed a deep neural architecture and trained it for frame-level speaker comparison task in a supervised way. They achieved promising results in speaker verification and segmentation tasks even when they evaluated their system on out-of-domain data [28]. In [30], the authors proposed an end-to-end text-independent speaker verification method using DNN embeddings. It uses the similar approach to create the embeddings, but the utterance-level statistics are computed internally by a pooling layer in the DNN architecture. In a much recent work [31], different combinations of Convolutional Neural Networks (CNN) and Recurrent Neural Networks (RNN) [22] have been exploited to find speaker embeddings using triplet loss function which minimizes intra-speaker distance and maximizes inter-speaker distance [31]. The model also incorporates a pooling and normalization layer to produce utterance-level speaker embeddings.

***Need for unsupervised methods and existing works:*** In spite of the wide range of DNN variants all these need one or more annotated dataset(s) for supervised training. This limits the learning power of the methods, especially given the data-hungry needs of advanced neural-network based models. Supervised training can also limit robustness due to over-tuning to the specific training environment. This can cause degradation in performance if the testing condition is very different from that of the training. This points to a desire and opportunity in employing unlabeled data and unsupervised methods for learning speaker embeddings. There have been a few efforts [32], [33], [34] in the past to employ neural networks for acoustic space division with or without the help of GMM supervectors [7], but these works are particularly suitable for speaker clustering and they are not from the perspective of short-term feature learning. In [35], an unsupervised training scheme using convolutional deep belief networks has been proposed for audio feature learning. They applied those features for phoneme, speaker, gender and music classification tasks. Although, the training employed there was unsupervised, the proposed system for speaker classification was trained on TIMIT dataset [36] where every utterance is guaranteed to come from a single speaker, and PCA whitening was applied on the spectrogram per utterance basis. Moreover, performance of the system on out-of-domain data was not

evaluated.

#### ***B. Proposed work***

In this paper, we propose a completely unsupervised method for learning features having speaker-specific characteristics from unlabeled audio streams that even contain multiple speakers. We term the general learning of signal characteristics via the short-term stationarity assumption *Neural Predictive Coding* (NPC) since it was inspired by the idea of predicting present value of signal from a past context as done in Linear Predictive Coding (LPC) [37]. The short-term stationarity assumption can take place, according to the frame size, along different characteristics. For example we can assume that the behaviors expressed in the signal will be mostly stationary within a window of a few seconds as we did in [38]. In this work we assume that the active speaker will be mostly stationary within a short window: the active speaker is unlikely to change multiple times within a couple of seconds. LPC predicts future values from past data via a filter described by its coefficients. NPC can predict future values from past data via neural network. The embedding inside the NPC neural network can serve as a feature. Moreover, while predicting future values from past, the NPC model can incorporate knowledge learned from big, unlabeled datasets. In our recent work [39], we have used a deep dense auto-encoder [23] to learn speaker embeddings through unsupervised training based on the idea of short-term speaker stationary hypothesis [39], and applied the embeddings for speaker segmentation. We exploit the same hypothesis here, and extend our prior work by using a deep siamese architecture [40], [41] with convolutional layers. Here we apply the embeddings for general speaker classification task. In both cases we start from a high-resolution MFCC representation rather than signal directly. The major benefits and improvements of this work are the following:

- The training can be done in a completely unsupervised way on unlabeled audio streams containing one or more speakers.
- The proposed technique is extremely scalable because of easily available unlabeled data. The model can be trained with virtually unlimited amount of public domain audio available online, *e.g.*, YouTube and LibriVox<sup>1</sup>.
- The features generated by a trained NPC model can be considered as short-term features that contain speaker-specific characteristics. They can either directly replace the MFCC features in a system (please see Section IV-D), or their statistics can be computed to obtain utterance-level features (please see Section IV-F).
- There are two major improvements from our prior work [39]. First, the use of CNN helps the model to discover more minute features related to speaker characteristics by exploring spectro-temporal patterns in the audio spectrogram through 2D convolution. Second, the siamese architecture reduces the total number of model parameters by a large margin, and the shared weights (of the two siamese paths towards embedding) ensure

<sup>1</sup><https://www.youtube.com/> <https://librivox.org/>

embeddings of the speaker are more consistent (more explanation in Section II-C).

- No Speech Activity Detection (SAD) [42] is required during training time.

The rest of the paper is organized as follows. The NPC methodology is described in Section II. Section III provides details about experimental setup. Results are tabulated and discussed in Section IV. Finally conclusions are drawn and future directions are provided in Section V.

## II. NEURAL PREDICTIVE CODING (NPC) OF SPEAKER CHARACTERISTICS

The goal of this paper is to find a high dimensional (compared to the dimension of the raw features), robust “speaker manifold” in unsupervised manner. In other words, we are trying to learn a non-linear mapping (the employed DNN or part of it) that can project a small window of speech from a speaker to a high dimensional space where it will retain the maximum possible speaker-specific characteristics and reject other information as much as possible. The transformed vector will be called “speaker embedding”, and it can be obtained from some hidden layer representations of the DNN [43], [44].

### A. Contrastive sample creation

NPC learns to extract speaker characteristics in a contrastive way *i.e.* by distinguishing between different speakers. During training phase, it possesses no information about the actual speaker identities, but only learns whether two input audio chunks are generated from the same speaker or not. We provide the NPC model two kinds of samples [40]. The first kind consists of pairs of speech segments that come from the same speaker, called *genuine pairs*. The second type consists of speech segments from two different speakers, called *impostor pairs*. This approach has been used in the past for numerous applications [41], [40], [45], but all of them needed labeled datasets. The challenge is how we can create such samples if we don’t have labeled acoustic data. We exploit the characteristics of speaker-turntaking that result in *short-term speaker stationarity* [39]. The hypothesis of short-term speaker stationarity is based on the notion that given a long observation of human interaction, the probability of fast speaker changes will be at the tails of the distribution. In short: it is very unlikely to have extremely fast speaker changes (for example every 1 second). So, if we take pairs of consecutive *short* segments from such a long audio stream, most of the pairs will contain two audio segments from the same speaker (genuine pairs). There will be definitely some pairs containing segments from two different speakers, but the number of such pairs will probably be small compared to the total number of genuine pairs. To find the impostor pairs, we choose two random segments from two different audio streams in our unsupervised dataset. Again, intuitively the probability of finding the same speaker in an impostor pair is relatively lower than the probability of getting two different speakers in it, provided a sufficiently large unsupervised dataset. For example, sampling two random YouTube videos, the likelihood of getting the same speaker in both is very low.

The left part of Fig. 1 shows this contrastive sample creation process. Audio stream 1 and audio stream  $i$  (for any  $i$  between 2 to  $N$ , where  $N$  is the number of audio streams in the dataset) are shown here. Assume the vertical red lines denote (unknown) speaker change points.  $(\mathbf{w}_1, \mathbf{w}_2)$  is a window pair where each of the two windows has  $d$  feature frames. This window pair is moved over the audio streams with a shift of  $\Delta$  to get the genuine pairs. For every  $\mathbf{w}_1$ , we randomly pick a window  $\mathbf{w}_2'$  of same length from a different audio stream to get an impostor pair. All these samples are then fed into the siamese DNN network for binary classification of whether an input pair is genuine or impostor.

A siamese neural network (please see right part of Fig. 1), first introduced for signature verification [46], consists of two identical twin networks with shared weights that are joined at the top by some energy function [41], [40], [45]. Generally, the siamese networks are provided with two inputs and trained by minimizing the energy function which is a predefined metric between the highest level feature transformations of both the inputs. The weight sharing ensures similar inputs are transformed into embeddings in close proximity with each other. The inherent structure of a siamese network enables us to learn similar or dissimilar input pairs with discriminative energy functions [40], [41]. Similar to [45], we use  $L_1$  distance loss between the highest level outputs of the siamese twin networks for the two inputs.

We will first describe in Section II-B about the CNN that processes the speech spectrogram to automatically learn features to generate the embeddings. Next, in Section II-C we will discuss about the top part of the neural network of Fig. 1 that involves comparing the two embeddings and deriving the final output and error for back-propagation.

### B. Siamese Convolutional layers

The amazing effectiveness of CNNs have been well established in computer vision field [47], [48]. Recently, speech scientists are also applying CNNs for different challenging tasks like speech recognition [49], [50], speaker recognition [31], [51], [52], large scale audio classification [53] *etc.* The general benefits of using CNNs can be found in [22] and in the above papers. In our work, the inspiration to use CNNs comes from the need of exploring spectral and temporal contexts together through 2D convolution over the mel-spectrogram features (please see Section III-C for more information). The benefits of such a 2D convolution have also been shown with more traditional signal processing feature sets such as Gabor features [54].

Our siamese network (one of the identical twins), built using multiple CNN layers and one dense layer at the highest level, is shown in Fig. 2. We gradually reduce the kernel sizes from  $7 \times 7$  to  $5 \times 5$ ,  $4 \times 4$ , and  $3 \times 3$ . We have used  $2 \times 2$  max-pooling layers after every two convolutional layers. The size of stride for all convolution and max-pooling operations has been chosen to be 1. We have used Leaky ReLU nonlinearity [55] after every convolutional or fully connected layer (omitted from Fig. 2 for clearer visualization).

We have applied batch normalization [56] after every layer to reduce the “internal covariance shift” [56] of the network.

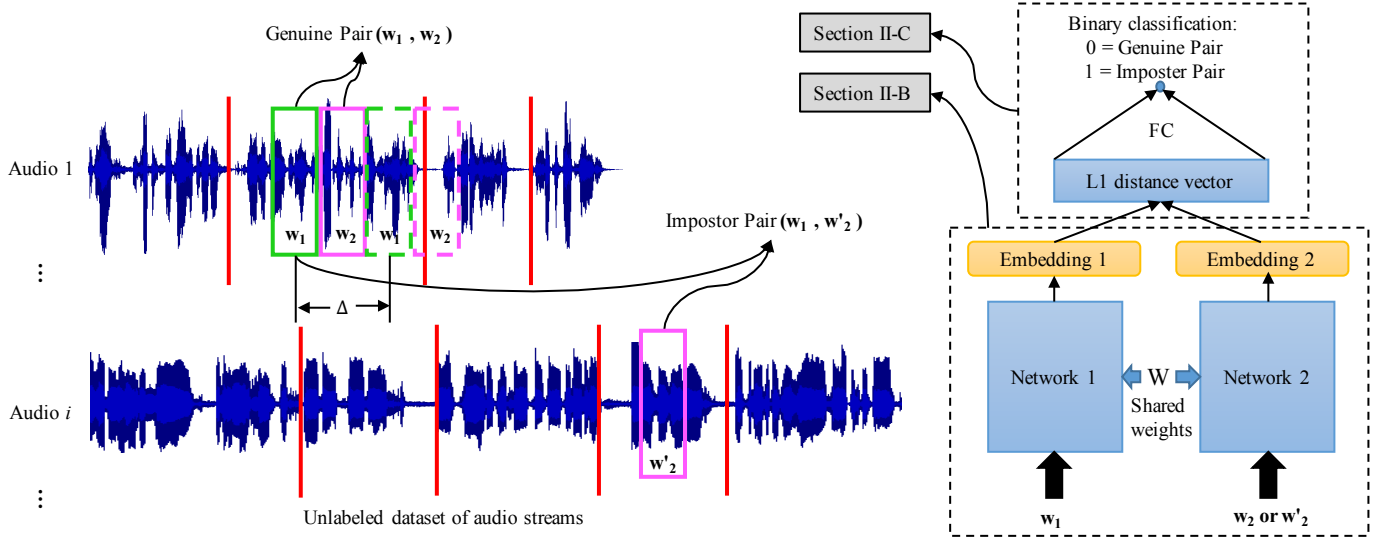


Fig. 1: NPC training scheme utilizing short-term speaker stationarity hypothesis. **Left:** Contrastive sample creation from unlabeled dataset of audio streams. Genuine and impostor pairs are created from unlabeled dataset as explained in Section II-A. **Right:** The siamese network training method. The genuine and impostors pairs are fed into it for binary classification. “FC” denotes Fully Connected hidden layer in the DNN. Note that the siamese convolutional layers have been discussed in Section II-B, and the derivation of the loss functions by comparing the siamese embeddings has been shown in Section II-C.

It helped the network to avoid overfitting and converge faster without the need of using dropout layers [57]. After the last convolutional layer, we get 32 feature maps, each of size  $20 \times 5$ . We flatten these maps to get a 3200 dimensional vector which is connected to the final 512 dimensional NPC embedding through a fully connected layer. The embeddings are obtained before <sup>2</sup> applying the Leaky ReLU non-linearity.

### C. Comparing Siamese embeddings – Loss functions

Let  $f(x_1)$  and  $f(x_2)$  be the highest level outputs of the siamese twin networks for inputs  $x_1$  and  $x_2$  (in other words,  $(x_1, x_2)$  is one contrastive sample obtained from the window pair  $(w_1, w_2)$  or  $(w_1, w'_2)$ ). We will use this transformation  $f(x)$  as our “embedding” for any input  $x$  (please see right part of Fig. 1). Here  $x$  is a matrix of size  $d \times m$ , and it denotes  $d$  frames of  $m$  dimensional MFCC feature vectors in window  $w$ . Similarly,  $x_i$  denotes the feature frames in window  $w_i$  for  $i = 1, 2$ . We have deployed two different types of loss functions for training the NPC model. They are described below.

1) *Cross entropy loss:* This loss function is designed in a way such that it decreases the  $L_1$  distance between the embeddings  $f(x_1)$  and  $f(x_2)$  if  $x_1$  and  $x_2$  are from a genuine pair, and increases the same if they are from an impostor pair. The “ $L_1$  distance vector” (Fig. 1, right) is obtained by calculating element-wise absolute difference between the two embedding vectors  $f(x_1)$  and  $f(x_2)$  and is given by:

$$L(x_1, x_2) = |f(x_1) - f(x_2)|. \quad (1)$$

<sup>2</sup>Snyder *et al.* [58] showed that there was no significant difference in performance between speaker embeddings extracted before and after ReLU non-linearity when they evaluated them over different datasets.

We connect  $L(x_1, x_2)$  to two outputs  $g_i(x_1, x_2)$  using a fully connected layer:

$$g_i(x_1, x_2) = \sum_{k=1}^D w_{i,k} \times |f(x_1)_k - f(x_2)_k| + b_i \quad \text{for } i = 1, 2. \quad (2)$$

$f(x_1)_k$  and  $f(x_2)_k$  are the  $k^{th}$  elements of  $f(x_1)$  and  $f(x_2)$  vectors respectively, and  $D$  is the length of those vectors (so,  $D$  is the embedding dimension).  $w_{i,k}$ ’s and  $b_i$ ’s are the weights and bias for the  $i^{th}$  output. A softmax layer produces the final probabilities:

$$p_i(x_1, x_2) = s(g_i(x_1, x_2)) \quad \text{for } i = 1, 2. \quad (3)$$

Here  $s(\cdot)$  is the softmax function given by

$$s(g_i(x_1, x_2)) = \frac{e^{g_i(x_1, x_2)}}{e^{g_1(x_1, x_2)} + e^{g_2(x_1, x_2)}} \quad \text{for } i = 1, 2. \quad (4)$$

The network in Fig. 1 is provided with the genuine and impostor pairs as explained in Section II-A. We use cross entropy loss here. It is given by

$$e(x_1, x_2) = -\mathcal{I}(y(x_1, x_2) = 0) \log(p_1(x_1, x_2)) - \mathcal{I}(y(x_1, x_2) = 1) \log(p_2(x_1, x_2)) \quad (5)$$

where  $\mathcal{I}(\cdot)$  is the indicator function defined as:

$$\mathcal{I}(t) = \begin{cases} 1, & \text{if } t \text{ is true} \\ 0, & \text{if } t \text{ is false} \end{cases}$$

and,  $y(x_1, x_2)$  is the true label for the sample  $(x_1, x_2)$ , defined as:

$$y(x_1, x_2) = \begin{cases} 0, & \text{if } (x_1, x_2) \text{ is a genuine pair.} \\ 1, & \text{if } (x_1, x_2) \text{ is an impostor pair.} \end{cases} \quad (6)$$

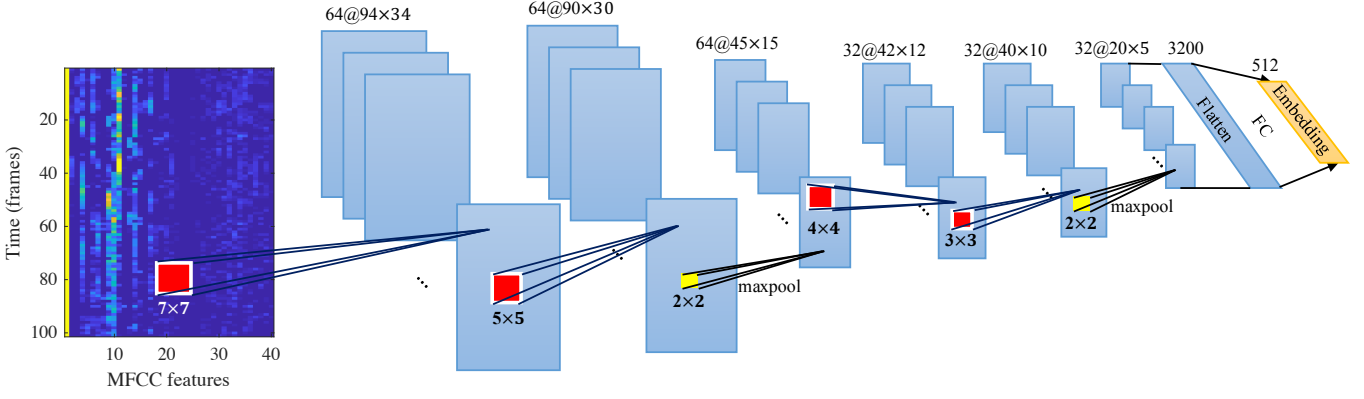


Fig. 2: The DNN architecture employed in each of the siamese twins. All the weights are shared between the twins. The kernel sizes are denoted under the red squares.  $2 \times 2$  max-pooling is used as shown by yellow squares. All the feature maps are denoted as:  $N @ x \times y$ , where  $N$  = number of feature maps,  $x \times y$  = size of each feature map. Dimension of the speaker embedding is 512. “FC” = Fully Connected layer.

TABLE I: Training Datasets

Name of the dataset	Size (hours)	Number of samples
Tedlium	100	358K
Tedlium-Mix	110	395K
YoUSCTube	584	2.1M

Using Equation 6, we can write the error as

$$e(\mathbf{x}_1, \mathbf{x}_2) = -(1 - y(\mathbf{x}_1, \mathbf{x}_2)) \log(p_1(\mathbf{x}_1, \mathbf{x}_2)) - y(\mathbf{x}_1, \mathbf{x}_2) \log(p_2(\mathbf{x}_1, \mathbf{x}_2)) \quad (7)$$

2) *Cosine embeddings loss*: We also analyze the performance of the network when we directly minimize a contrastive loss function between the embeddings. So, there is no need to add an extra fully connected layer at the end. The employed cosine embedding loss is defined below.

$$L_{\cos}(\mathbf{x}_1, \mathbf{x}_2) = \begin{cases} 1 - \cos(\mathbf{x}_1, \mathbf{x}_2), & \text{if } y(\mathbf{x}_1, \mathbf{x}_2) = 0 \\ \cos(\mathbf{x}_1, \mathbf{x}_2), & \text{if } y(\mathbf{x}_1, \mathbf{x}_2) = 1 \end{cases} \quad (8)$$

Here  $\cos(\mathbf{x}_1, \mathbf{x}_2)$  is the cosine similarity between  $\mathbf{x}_1$  and  $\mathbf{x}_2$ , defined as

$$\cos(\mathbf{x}_1, \mathbf{x}_2) = \frac{\mathbf{x}_1 \cdot \mathbf{x}_2}{\|\mathbf{x}_1\|_2 \|\mathbf{x}_2\|_2}.$$

Here  $\|\cdot\|_2$  denotes the  $L_2$  norm. In Section IV, performances of the two types of loss functions will be analyzed through experimental evidence.

#### D. Extracting NPC embeddings for test audio

Once the DNN model is trained, we use it for extracting speaker embeddings from any test audio stream. As discussed in Section II-C, the transformation achieved by the siamese network on an input segment  $\mathbf{x}$  of length  $d$  frames is given by  $\mathbf{f}(\mathbf{x})$ . We use only this siamese part of the network to transform a sequence of MFCC frames of any speech segment into NPC embeddings by using a sliding window  $\mathbf{w}$  of  $d$  frames and shifting it by 1 frame along the entire sequence.

### III. EXPERIMENTAL SETTING

#### A. Training Datasets

Table I shows the training datasets along with their approximate total durations and number of contrastive samples created from each dataset. We train three different models individually on these datasets, and we call every trained model by the name of the dataset used for training along with the NPC prefix (for example, the NPC model trained on YoUSCTube data will be called as NPC YoUSCTube).

1) *Tedlium dataset*: The Tedlium dataset is built from the Tedlium training corpora [59]. It originally contained 666 unique speakers, but we have removed the 19 speakers which are also present in the Tedlium development and test sets (since Tedlium dataset was originally developed for speech recognition purposes, it has speaker overlap between train and dev/test sets). The contrastive samples created from Tedlium dataset are less noisy (compared to the case for YoUSCTube data as will be discussed next), because most of the audio streams in Tedlium data are from a single speaker talking in the same environment for long (although there is some noise, for example, speech of the audience, clapping *etc.*).

The reason for employing this dataset is two-fold: First, the model trained on Tedlium data will provide a comparison with the models trained on Tedlium-Mix and YoUSCTube datasets for a validation of the short-term speaker stationarity hypothesis. Second, since the test set will be from Tedlium test data, this will help demonstrate the difference in performances for in-domain and out-of-domain evaluation.

2) *Tedlium-Mix dataset*: The Tedlium-Mix dataset is created mainly to validate the short-term speaker stationarity hypothesis (please see Section IV-B for the validation experiment). As discussed before, the audio streams of the Tedlium dataset have mostly single speakers, so this dataset is not proper for validating the short-term speaker stationarity hypothesis. We create the Tedlium-Mix dataset by creating artificial dialogs through randomly concatenating utterances. Tedlium is annotated, so we know the utterance boundaries. We thus simulate a dialog that has a random speaker every

other utterance of the main speaker. For every audio stream, we reject half of the total utterances, and between every two utterances we concatenate a randomly chosen utterance from a randomly chosen speaker (i.e.  $S, R_1, S, R_2, S, R_3, \dots$  where  $S$ 's are the utterances of the main speaker and  $R_i$  (for  $i = 1, 2, 3, \dots$ ) is a random utterance from a randomly chosen speaker i.e. a random utterance from another Ted recording). In this way we create the Tedlium-Mix dataset having a speaker change after every utterance for every audio stream. It also has almost the same size as the Tedlium dataset.

3) *YoUSCTube dataset*: A large amount of various types of audio data has been collected from YouTube to create the YoUSCTube dataset. We have chosen YouTube for this purpose because of virtually unlimited supply of data from diverse environments. The dataset has multilingual data including English, Spanish, Hindi and Telugu from heterogeneous acoustic conditions like monologues, multi-speaker conversations, movie clips with background music and noise, outdoor discussions *etc.*

4) *Validation data*: The Tedlium development set (8 unique speakers) has been used as validation data for all training cases. We used the utterance start and end time stamps and the speaker ids provided in the transcripts of Tedlium dataset to create the validation set so that it does not have any noisy labels.

## B. Test data

The Tedlium test set (11 unique speakers) has been employed as the test dataset. Similar to the development dataset, it has start and end time of every utterance for every speaker as well as the speaker IDs. We have extracted the utterances from every speaker, and all utterances of a particular speaker have been assigned the corresponding speaker ID. Those have been used for creating the experimental scenarios for speaker classification (Section IV-D and Section IV-F). Similarly to the validation set, the labels of this dataset are very clean since they are created using the human-labeled speaker IDs.

## C. Feature and model parameters

We employ 40 dimensional high definition MFCC features (computed using 40 mel filters) with 25ms window and 10ms shift using the Kaldi toolkit [60]. We choose  $d = 100$  frames (1s), and  $\Delta = 200$  frames (2s). Therefore, each window is a  $100 \times 40$  matrix, and we feed this to the first CNN layer of one of the siamese twin networks and perform 2D convolution. Fig. 2 shows how the 2D convolution is performed over this window of MFCC features through a  $7 \times 7$  kernel to produce the first set of 64 feature maps. The employed model has a total 1.8M parameters and it has been trained using RMSProp optimizer [61] with a learning rate of  $10^{-4}$  and a weight decay of  $10^{-6}$  on a single NVIDIA K40 GPU. As described in Section III-A, the held out development set has been used for model selection purpose [62]. We choose the model with minimum validation error as the final model.

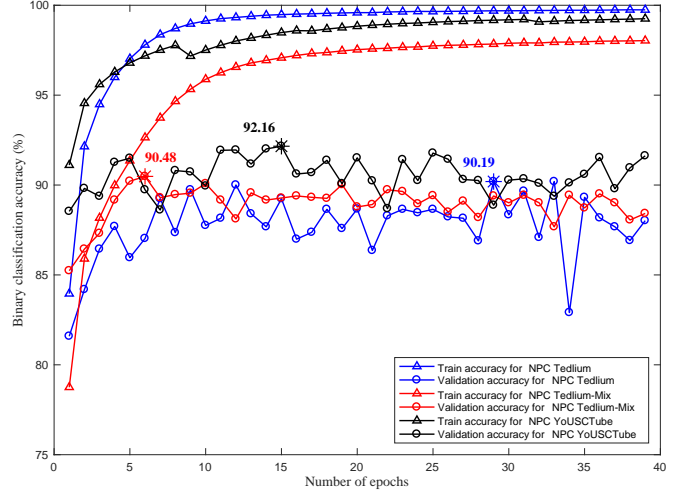


Fig. 3: Binary classification accuracies of classifying genuine or impostor pairs for NPC models trained on Tedlium, Tedlium-Mix, and YoUSCTube datasets. Both training and validation accuracies are shown. The best validation accuracies for all the models are marked by big stars (\*).

## IV. RESULTS AND DISCUSSIONS

### A. Convergence curves

Fig. 3 shows the convergence curves in terms of binary classification accuracies of classifying genuine or impostor pairs for training the DNN model separately in different datasets along with the corresponding validation accuracies. The development set for calculating the validation accuracy is same for all the training sets and it doesn't contain any noisy samples. In contrast, our training set is noisy since it's unsupervised and based on the short-term stationarity in assigning same/different class speaker pairs.

We separately trained all three models until the training accuracy converged. Training on each of the two Tedlium datasets required around 20 hours to complete 39 epochs (as shown in Fig. 3). We continued training even after that, but we did not achieve better training accuracy. Due to larger size, the YoUSCTube dataset required 5 days to complete the same number of epochs.<sup>3</sup>

We can see from Fig. 3 that NPC Tedlium reaches almost 100% training accuracy, but NPC Tedlium-Mix converges at a lower training accuracy as expected. This is due to the larger portion of noisy samples present in the Tedlium-Mix dataset that arise from the artificially introduced fast speaker changes and the simultaneous hypothesis of short-term speaker

<sup>3</sup>Careful observation of Fig. 3 can point out some glitches (non-monotonic increase) in the training accuracy for YoUSCTube dataset. This is not generally observed during training (although not impossible). Due to limitations in availability of computing resources, we had to restart the training every day. The glitches appeared possibly because of the parameter resetting of the RMSProp optimizer.

stationarity<sup>4</sup>. However this doesn't hurt the validation accuracy on the development set, which is both distinct from training set and correctly labeled: we obtain 90.19% and 90.48% for NPC Tedlium and NPC Tedlium-Mix trained-models respectively. We believe this is because the model is correctly learning to *not* label some of the assumed same-speaker pairs as same-speaker when there is a speaker change that we introduced via our mixing, due to the large amounts of correct data that compensate for the smaller-amount of mislabeled pairs.

The NPC YoUSCTube model reaches much better training accuracy than the NPC Tedlium-Mix model even with fewer epochs. This points to both increased robustness due to the increased data variability and also that speaker-changes in real dialogs are not as fast as we simulated in Tedlium-Mix dataset. It is interesting to see that the NPC YoUSCTube model achieves a little better validation accuracy (92.16%) than the other two models even when the training dataset had no explicit domain overlap with the validation data. We think, this is because of the huge size (approximately 6 times larger in size than the Tedlium dataset) and widely varying types of acoustic environments of the YoUSCTube dataset.

### B. Validation of the short-term speaker stationarity hypothesis

Here we analyze the validation accuracies obtained by the NPC models trained separately on Tedlium and Tedlium-Mix datasets. From Fig. 3 it is quite clear that both models could achieve similar validation accuracies, although the Tedlium-Mix dataset has audio streams containing speaker changes at every utterance and the Tedlium dataset contains mostly single-speaker audio streams. The reason is that even though there are frequent speaker turns in Tedlium-Mix dataset, the short length of context ( $d = 100$  frames = 1s) chosen to learn the speaker characteristics ensures that the total number of correct same-speaker pairs dominate the falsely-labeled same-speaker pairs. Therefore the sudden speaker changes are of little impact and do not deteriorate the performance of neural network on the development set. This result validates the short-term speaker stationarity hypothesis.

### C. Embedding visualization

Visualization of high dimensional data is vital in many scenarios because it can reveal the inherent structure of the data points. For speaker characteristics learning, visualizing the employed features can manifest the clusters formed around different speakers and thus demonstrate the efficacy of the features. We use t-SNE visualization [63] for this purpose. We compare the following features (the terms in **boldface** show the names we will use to call the features).

- 1) **MFCC**: Raw MFCC features.
- 2) **MFCC stats**: This is generated by moving a sliding window of 1s along the raw MFCC features with a shift of 1 frame (10ms) and taking the statistics (mean and

standard deviation in the window) to produce a new feature stream. This is done for a fair comparison of MFCC and the embeddings (since the embedding are generated using 1s context).

- 3) **NPC YoUSCTube Cross Entropy**: Embeddings extracted with NPC YoUSCTube model using cross entropy loss.
- 4) **NPC Tedlium Cross Entropy**: Embeddings extracted with NPC Tedlium model using cross entropy loss.
- 5) **NPC YoUSCTube Cosine**: Embeddings extracted with NPC YoUSCTube model using cosine embedding loss.
- 6) **i-vector**: i-vectors extracted independently every 1s using a sliding window with 10ms shift. The i-vector system<sup>5</sup> was trained out-of-domain on Fisher dataset [64]. LDA is applied on the i-vectors to transform them into 100 dimensional vectors that are employed as speaker-specific features.

Fig. 4 shows the 2 dimensional t-SNE visualizations of the frames (at 10ms resolution) of the above features extracted from the Tedlium test dataset containing 11 unique speakers. For better visualization of the data, we chose only 2 utterances from every speaker, and the feature frames from a total of 22 utterances become our input dataset for the t-SNE algorithm. From Fig. 4 we can see that the raw MFCC features are very noisy, but the inherent smoothing applied to compute MFCC stats features help the features of the same speaker to come closer. However we notice that although some same-speaker features cluster in lines, these lines are far apart in the space, which denotes that the MFCC features capture additional information. For example we see that the speaker denoted with Green occupies both the very left and very right parts of the t-SNE space.

The i-vectors are noisy as well possibly because they have been computed independently every 1 second. It has been shown in the literature [21] that i-vectors do not perform well for short utterances especially when the training utterances are comparatively longer. In Section IV-F, we will see that the utterance-level i-vectors perform much better for speaker classification.

The NPC YoUSCTube Cosine embeddings are able to separate some clusters but underperform the cross entropy based methods.

The NPC YoUSCTube Cross Entropy and NPC Tedlium Cross Entropy embeddings provide much better distinction between different speaker clusters. Moreover, they also provide much better cluster compactness compared to the MFCC and i-vector features.

Among the NPC embeddings, NPC YoUSCTube Cross Entropy features provide possibly the best tSNE visualization. They even produce better clusters than NPC Tedlium Cross Entropy, although the latter one is trained on in-domain data. The larger size of YoUSCTube dataset might be the reason behind this observation.

<sup>4</sup>The corpus is created by mixing turns. This means that there are 54,778 speaker change points in the 115 hours of audio. However in this case we assumed that there are no speaker changes in consecutive frames. If the change points were uniformly distributed then that would result in an upper bound of 87%.

<sup>5</sup>We have adopted Kaldi online i-vector extractor as described in [http://kaldi-asr.org/doc/ivector-extract-online\\_8cc.html](http://kaldi-asr.org/doc/ivector-extract-online_8cc.html)




Fig. 4: t-SNE visualizations of the frames of different features for Tedlium test data containing 11 speakers (2 utterances per speaker). Different colors represent different speakers.

TABLE II: Frame-level speaker classification results with kNN classifier (k=1)

# of Enrollment Utterances	Tedium development set					
	MFCC	MFCC stats	NPC YoUSCTube Cross Entropy	NPC Tedium Cross Entropy	NPC YoUSCTube Cosine	i-vector
1	48.75	72.70	79.05	<b>80.25</b>	62.97	41.38
2	54.12	81.33	87.26	<b>88.32</b>	70.04	46.30
3	57.05	84.11	89.56	<b>89.62</b>	73.77	48.24
5	61.36	88.85	<b>92.34</b>	92.00	78.59	52.38
8	63.38	89.73	<b>91.62</b>	91.33	79.07	53.90
10	64.13	90.17	<b>92.42</b>	91.88	80.84	55.17

# of Enrollment Utterances	Tedium test set					
	MFCC	MFCC stats	NPC YoUSCTube Cross Entropy	NPC Tedium Cross Entropy	NPC YoUSCTube Cosine	i-vector
1	38.02	70.45	75.62	<b>76.40</b>	56.30	29.38
2	44.08	79.43	<b>83.75</b>	83.21	58.18	34.42
3	46.39	81.98	<b>85.06</b>	84.79	59.05	34.75
5	50.24	86.20	<b>89.12</b>	88.65	62.18	38.50
8	51.56	87.70	<b>89.66</b>	89.07	64.33	39.52
10	52.65	88.46	<b>90.34</b>	89.94	65.79	40.38

#### D. Frame-level speaker classification

We perform frame-level speaker classification experiments on Tedium development set (8 speakers) and Tedium test set (11 speakers). By frame-level classification we mean that every frame in the utterance is independently classified as to its speaker ID.

The reason for evaluating with frame-level speaker classification is that better frame-level performance conveys the inherent strength of the system to derive short-term features that carry speaker-specific characteristics. It also shows the possibility to replace MFCC with the newly derived features in integrated systems. If we demonstrate that the proposed frame-level features work then higher-level features can be constructed to get utterance level embeddings (see Section IV-F).

Table II shows a detailed comparison between the 6 different features described in Section IV-C in terms of frame-wise speaker classification accuracies. We have tabulated the accuracies for different number of enrollment utterances (in other words training utterances) per speaker. We have used kNN classifier (with k=1) for speaker classification. The reason for using such a naive classifier is to reveal true potential of the features, and not to harness strength of the classifier. We have repeated each experiment 5 times and the average accuracies have been reported here. Each time we have held out 5 random utterances from each speaker for testing. The same seen (enrollment) and test utterances have been used for all types of features and in all cases the test and enrollment sets are distinct.

From Table II we can see that MFCC stats perform much better than raw MFCC features. We think the reason is that the raw features are much noisier than the MFCC stats features because of the implicit smoothing performed during the statistics computation. The NPC YoUSCTube and NPC Tedium models with cross entropy loss perform pretty similarly (for test data, NPC YoUSCTube even performs better)

even though the former one is trained on out-of-domain data. This highlights the benefits and possibilities of employing out-of-domain unsupervised learning using publicly available data. NPC YoUSCTube Cosine doesn't perform well compared to other NPC embeddings. We suspect the reason to be poor convergence of the NPC model with cosine embedding loss compared to the NPC model with cross entropy loss (we do not report the convergence of the NPC YoUSCTube Cosine model since we cannot easily compare cosine loss and the cross entropy loss). The i-vectors perform poorly for frame-level classification due to the reasons discussed in Section IV-C and as reported by [21].

#### E. Analyzing network weights

We have seen in the previous experiments that the embeddings learned using the cross entropy loss performed better than those learned through minimizing the cosine loss. Here we analyze the learned weights in the last fully connected (FC) layer (size =  $512 \times 2$ ) in the network that uses cross entropy loss. From Fig. 5 we can see that the weights are learned in a way such that the weight value for a particular position of the first embedding,  $w_{1,k}$ , is approximately of same value and opposite sign of the weight value for that particular position in the second embedding,  $w_{2,k}$  (please see Equation 2 for the notations). Experimentally, for NPC YoUSCTube Cross Entropy model, we found the mean of absolute value of  $w_{1,k} + w_{2,k}$  to be 0.0284, with a standard deviation of 0.0206 (mean and standard deviations computed over all the embedding dimensions, i.e.  $k$  varying from 1 to  $D = 512$ ). The two bias values we found are 1.0392 and  $-0.9876$ . In other words, the experimental evidence shows

$$w_{1,k} \approx -w_{2,k}$$

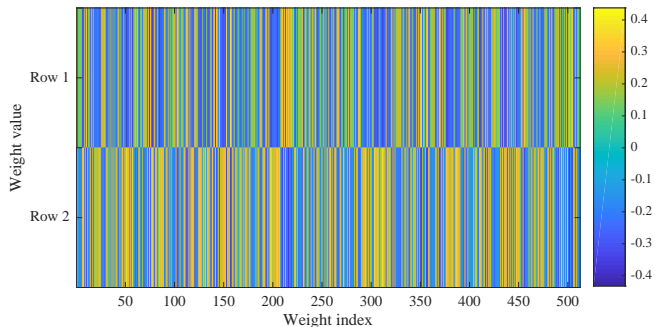
$$\text{and, } b_1 \approx -b_2.$$

One possible and intuitive explanation would be that the individual absolute weight values provide importance to different dimensions/features in the embedding (this has also been explained in [45]). The mirrored nature of weights and biases are possibly ensuring cancellation of same-speaker embeddings while ensuring maximization of imposter pair distance. For example, if  $w_{1,k}$  is a high positive number then it ensures higher contribution of the  $k^{th}$  dimension of  $\mathbf{L}(\mathbf{x}_1, \mathbf{x}_2)$  in the softmax output for the genuine pair class (since,  $w_{1,k}|f(\mathbf{x}_1)_k - f(\mathbf{x}_2)_k|$  will be higher). On the other hand,  $w_{2,k} \approx -w_{1,k}$  is ensuring "equally lower" contribution of  $|f(\mathbf{x}_1)_k - f(\mathbf{x}_2)_k|$  to the probability of the input to be an impostor pair.

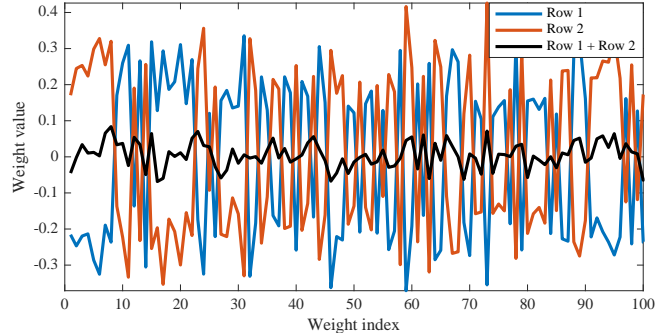
For the cosine embedding loss, these automatically learned importance weights are not present, which might be the reason for under performing the cross entropy embeddings; all embedding dimensions are equally contributing to the loss. We plan to rigorously investigate this in the future through mathematical analysis of the loss functions and via simulated and controlled data.

#### F. Utterance-level speaker classification

In this section we are interested in utterance-level speaker classification accuracies through the use of the different fea-



(a) Two rows of the full  $512 \times 2$  matrix shown as an image.



(b) Weights in the two rows plotted, along with their sum.

Fig. 5: Visualization of the learned weights in the last fully connected (FC) layer: (a) The matrix of the last FC layer. Note the opposite signs of the weight values in ‘Row 1’ and ‘Row 2’ for a particular weight index. (b) This figure shows a zoomed version of the figure in (a) for only 100 weights. Note the mirrored nature of the weights values in ‘Row 1’ and ‘Row 2’, and oscillation of their sum around zero.

TABLE III: Utterance-level speaker classification results with kNN classifier ( $k=1$ )

# of Enrollment Utterances	Tedlium development set				Tedlium test set			
	MFCC	NPC YoUSCTube	i-vector	NPC YoUSCTube + i-vector	MFCC	NPC YoUSCTube	i-vector	NPC YoUSCTube + i-vector
1	73.50	79.00	81.50	<b>83.50</b>	73.09	80.73	76.73	<b>83.27</b>
2	86.50	89.50	88.00	<b>91.50</b>	88.73	93.45	91.64	<b>95.27</b>
3	83.50	84.50	<b>93.00</b>	90.50	89.45	94.54	89.45	<b>94.55</b>
5	90.00	92.50	92.50	<b>93.00</b>	93.46	96.36	93.09	<b>97.09</b>
8	93.50	95.50	94.50	<b>96.50</b>	94.18	95.64	91.64	<b>96.00</b>
10	90.00	96.00	91.00	<b>96.50</b>	94.18	<b>96.00</b>	92.37	95.27

tures. This is equivalent to performing a speaker verification experiment. Every utterance will be assigned a corresponding speaker ID and this will take place using an utterance-level feature based on the different frame-level features described above.

We will specifically investigate the comparison of the NPC YoUSCTube Cross Entropy, MFCC, and i-vector methods. This will ensure that the NPC method used is trained with out-of-domain data and will ensure fairness in the comparison.

For MFCC and NPC embeddings, we calculate the mean and standard deviation vectors over all frames in a particular utterance, and concatenate them to produce a single vector for every utterance. For i-vector, we calculate one i-vector for the whole utterance. We again classify using k-NN classifier with  $k = 1$ , as explained in Section IV-D to focus on the feature performance and not on the next-layer of trained classifiers.

Table III shows the classification accuracies for different features with increasing number of enrollment utterances<sup>6</sup>. Similar to Section IV-D, 5 randomly held-out utterances have been used for testing, and the process has been repeated 5 times to report the average accuracies. One observation from Table III is that the NPC YoUSCTube embeddings perform

slightly better than i-vectors for test data although both the models were trained on out-of-domain data.

An additional important point is that the classifier used is the simple 1-Nearest Neighbor classifier. So, we believe that the highly non-Gaussian nature of the embeddings (as can be observed from Fig. 4) might *not* be captured well by the 1-NN since it is based on Euclidean distance which will under perform in complex manifolds as we observe with NPC embeddings. This motivates future work in higher-layer, utterance-based, neural network derived features that build on top of these embeddings.

It is interesting to note the complementarity of the concatenated i-vector-embedding feature. From Table III we can see that the NPC YoUSCTube Cross Entropy + i-vector perform the best for almost all the cases.

## V. CONCLUSION AND FUTURE DIRECTIONS

In this paper, we proposed an unsupervised technique to learn speaker-specific characteristics from unlabeled datasets that even contain audio streams having multiple speakers. The proposed system exploits the short-term active-speaker stationarity hypothesis to create contrastive samples from unlabeled data, and feed them into a deep convolutional siamese network which learns the NPC embeddings by reducing intra-speaker variability and increasing inter-speaker variability.

We trained the proposed siamese model on both the YoUSCTube and Tedlium training sets<sup>7</sup>. The performance of the NPC embeddings on speaker classification task shows the benefits and robustness of these features in capturing speaker-specific information while rejecting orthogonal dimensions in comparison to MFCCs. As short-term features, the NPC embeddings performed much better than i-vectors as we found in the frame-level speaker classifications experiment. In utterance-level speaker classification, we saw that we could

<sup>6</sup>Note that due to the small-size window for our feature, even two utterances provide significant information; hence we do not see significant change as the enrollment utterances increase.

<sup>7</sup>The YoUSCTube dataset and the Tedlium-Mix datasets will be released upon acceptance of the paper on our website <http://scuba.usc.edu/>

get complimentary information by concatenating the NPC embeddings with i-vectors.

The NPC embeddings are short-term features and they are now computed at the same resolution as the original MFCC features of the test audio. In future, we will employ a better aggregation mechanism (further to simple statistics employed here) to learn utterance level speaker embeddings. This can be achieved by adding temporal pooling or using Recurrent Neural Networks (RNN) [22] on top of the current model. We will thus be able to perform utterance-level speaker verification for a much larger number of speakers and compare with traditional state-of-the-art supervised DNN methods. Moreover, the utterance-level embeddings will enable robust speaker diarization by direct comparison among speech segments, thus merging same-speaker turns. The main challenge in this direction is to identify how to do the utterance-level aggregation using unlabeled data with multi-speaker audio streams. Another direction will be to utilize the concept of NPC to apply in the time-domain audio signal for speech coding similar to LPC. This will allow the model to both extract the low-level features and construct the higher-level embeddings, while exploiting the nonlinear nature of the neural network towards better compression of the speaker-specific information present in the speech signal.

#### ACKNOWLEDGMENT

The U.S. Army Medical Research Acquisition Activity, 820 Chandler Street, Fort Detrick MD 21702- 5014 is the awarding and administering acquisition office. This work was supported by the Office of the Assistant Secretary of Defense for Health Affairs through the Military Suicide Research Consortium under Award No. W81XWH-10-2-0181, and through the Psychological Health and Traumatic Brain Injury Research Program under Award No. W81XWH-15-1-0632. Opinions, interpretations, conclusions and recommendations are those of the author and are not necessarily endorsed by the Department of Defense.

## REFERENCES

- [1] X. Huang, A. Acero, and H.-W. Hon, *Spoken Language Processing: A Guide to Theory, Algorithm, and System Development*, 1st ed. Upper Saddle River, NJ, USA: Prentice Hall PTR, 2001.
- [2] S. Narayanan and P. G. Georgiou, "Behavioral signal processing: Deriving human behavioral informatics from speech and language," *Proceedings of the IEEE*, vol. 101, no. 5, pp. 1203–1233, 2013.
- [3] M. Kotti, V. Moschou, and C. Kotropoulos, "Speaker segmentation and clustering," *Signal processing*, vol. 88, no. 5, pp. 1091–1124, 2008.
- [4] X. Anguera, S. Bozonnet, N. Evans, C. Fredouille, G. Friedland, and O. Vinyals, "Speaker diarization: A review of recent research," *IEEE Transactions on Audio, Speech, and Language Processing*, vol. 20, no. 2, pp. 356–370, 2012.
- [5] K. Chen, "Towards better making a decision in speaker verification," *Pattern Recognition*, vol. 36, no. 2, pp. 329–346, 2003.
- [6] J. P. Campbell, "Speaker recognition: A tutorial," *Proceedings of the IEEE*, vol. 85, no. 9, pp. 1437–1462, 1997.
- [7] J. H. Hansen and T. Hasan, "Speaker recognition by machines and humans: A tutorial review," *IEEE Signal processing magazine*, vol. 32, no. 6, pp. 74–99, 2015.
- [8] S. Davis and P. Mermelstein, "Comparison of parametric representations for monosyllabic word recognition in continuously spoken sentences," *IEEE transactions on acoustics, speech, and signal processing*, vol. 28, no. 4, pp. 357–366, 1980.
- [9] H. Hermansky, "Perceptual linear predictive (plp) analysis of speech," *the Journal of the Acoustical Society of America*, vol. 87, no. 4, pp. 1738–1752, 1990.
- [10] L. R. Rabiner and B.-H. Juang, "Fundamentals of speech recognition," 1993.
- [11] E. Shriberg, L. Ferrer, S. Kajarekar, A. Venkataraman, and A. Stolcke, "Modeling prosodic feature sequences for speaker recognition," *Speech Communication*, vol. 46, no. 3, pp. 455–472, 2005.
- [12] D. A. Reynolds, T. F. Quatieri, and R. B. Dunn, "Speaker verification using adapted gaussian mixture models," *Digital signal processing*, vol. 10, no. 1–3, pp. 19–41, 2000.
- [13] P. Kenny and P. Dumouchel, "Disentangling speaker and channel effects in speaker verification," in *Acoustics, Speech, and Signal Processing, 2004. Proceedings.(ICASSP'04). IEEE International Conference on*, vol. 1. IEEE, 2004, pp. 1–37.
- [14] P. Kenny, M. Mihoubi, and P. Dumouchel, "New map estimators for speaker recognition," in *INTER-SPEECH*, 2003.
- [15] P. Kenny, G. Boulianne, P. Ouellet, and P. Dumouchel, "Joint factor analysis versus eigenchannels in speaker recognition," *IEEE Transactions on Audio, Speech, and Language Processing*, vol. 15, no. 4, pp. 1435–1447, 2007.
- [16] N. Dehak, P. J. Kenny, R. Dehak, P. Dumouchel, and P. Ouellet, "Front-end factor analysis for speaker verification," *IEEE Transactions on Audio, Speech, and Language Processing*, vol. 19, no. 4, pp. 788–798, 2011.
- [17] N. Dehak, R. Dehak, P. Kenny, N. Brümmer, P. Ouellet, and P. Dumouchel, "Support vector machines versus fast scoring in the low-dimensional total variability space for speaker verification," in *Tenth Annual conference of the international speech communication association*, 2009.
- [18] G. Sell and D. Garcia-Romero, "Speaker diarization with plda i-vector scoring and unsupervised calibration," in *Spoken Language Technology Workshop (SLT), 2014 IEEE*. IEEE, 2014, pp. 413–417.
- [19] G. Dupuy, M. Rouvier, S. Meignier, and Y. Esteve, "I-vectors and ilp clustering adapted to cross-show speaker diarization," in *Thirteenth Annual Conference of the International Speech Communication Association*, 2012.
- [20] G. Saon, H. Soltau, D. Nahamoo, and M. Picheny, "Speaker adaptation of neural network acoustic models using i-vectors," in *ASRU*, 2013, pp. 55–59.
- [21] A. Kanagasundaram, R. Vogt, D. B. Dean, S. Sridharan, and M. W. Mason, "I-vector based speaker recognition on short utterances," in *Proceedings of the 12th Annual Conference of the International Speech Communication Association (ISCA)*, 2011, pp. 2341–2344.
- [22] I. Goodfellow, Y. Bengio, and A. Courville, *Deep Learning*. MIT Press, 2016, <http://www.deeplearningbook.org>.
- [23] G. E. Hinton and R. R. Salakhutdinov, "Reducing the dimensionality of data with neural networks," *science*, vol. 313, no. 5786, pp. 504–507, 2006.
- [24] M. Rouvier, P.-M. Bousquet, and B. Favre, "Speaker diarization through speaker embeddings," in *Signal Processing Conference (EUSIPCO), 2015 23rd European*. IEEE, 2015, pp. 2082–2086.
- [25] T. Yamada, L. Wang, and A. Kai, "Improvement of distant-talking speaker identification using bottleneck features of dnn," in *Interspeech*, 2013, pp. 3661–3664.
- [26] E. Variani, X. Lei, E. McDermott, I. L. Moreno, and J. Gonzalez-Dominguez, "Deep neural networks for small footprint text-dependent speaker verification," in *Acoustics, Speech and Signal Processing (ICASSP), 2014 IEEE International Conference on*. IEEE, 2014, pp. 4052–4056.
- [27] S. H. Ghahlehjeh and R. C. Rose, "Deep bottleneck features for i-vector based text-independent speaker verification," in *Automatic Speech Recognition and Understanding (ASRU), 2015 IEEE Workshop on*. IEEE, 2015, pp. 555–560.
- [28] K. Chen and A. Salman, "Learning speaker-specific characteristics with a deep neural architecture," *IEEE Transactions on Neural Networks*, vol. 22, no. 11, pp. 1744–1756, 2011.
- [29] —, "Extracting speaker-specific information with a regularized siamese deep network," in *Advances in Neural Information Processing Systems*, 2011, pp. 298–306.
- [30] D. Snyder, P. Ghahremani, D. Povey, D. Garcia-Romero, Y. Carmiel, and S. Khudanpur, "Deep neural network-based speaker embeddings for end-to-end speaker verification," in *Spoken Language Technology Workshop (SLT), 2016 IEEE*. IEEE, 2016, pp. 165–170.
- [31] C. Li, X. Ma, B. Jiang, X. Li, X. Zhang, X. Liu, Y. Cao, A. Kannan, and Z. Zhu, "Deep speaker: an end-to-end neural speaker embedding system," *arXiv preprint arXiv:1705.02304*, 2017.
- [32] M. M. Saleem and J. H. Hansen, "A discriminative unsupervised method for speaker recognition using deep learning," in *Machine Learning for Signal Processing (MLSP), 2016 IEEE 26th International Workshop on*. IEEE, 2016, pp. 1–5.
- [33] X.-L. Zhang, "Multilayer bootstrap network for unsupervised speaker recognition," *arXiv preprint arXiv:1509.06095*, 2015.
- [34] I. Lapidot, H. Guterman, and A. Cohen, "Unsupervised speaker recognition based on competition between self-organizing maps," *IEEE Transactions on Neural Networks*, vol. 13, no. 4, pp. 877–887, 2002.
- [35] H. Lee, P. Pham, Y. Largman, and A. Y. Ng, "Unsupervised feature learning for audio classification using convolutional deep belief networks," in *Advances in neural information processing systems*, 2009, pp. 1096–1104.
- [36] J. S. Garofolo, L. F. Lamel, W. M. Fisher, J. G. Fiscus, D. S. Pallett, N. L. Dahlgren, and V. Zue, "Timit acoustic-phonetic continuous speech corpus ldc93s1," 1993. [Online]. Available: <https://catalog.ldc.upenn.edu/LDC93S1>
- [37] D. O'Shaughnessy, "Linear predictive coding," *IEEE potentials*, vol. 7, no. 1, pp. 29–32, 1988.
- [38] H. Li, B. Baucom, and P. Georgiou, "Unsupervised latent behavior manifold learning from acoustic features: Audio2behavior," in *Proceedings of IEEE International Conference on Audio, Speech and Signal Processing (ICASSP)*, New Orleans, Louisiana, March 2017.
- [39] A. Jati and P. Georgiou, "Speaker2vec: Unsupervised learning and adaptation of a speaker manifold using deep neural networks with an evaluation on speaker segmentation," in *Proceedings of Interspeech*, August 2017.
- [40] S. Chopra, R. Hadsell, and Y. LeCun, "Learning a similarity metric discriminatively, with application to face verification," in *Computer Vision and Pattern Recognition, 2005. CVPR 2005. IEEE Computer Society Conference on*, vol. 1. IEEE, 2005, pp. 539–546.
- [41] R. Hadsell, S. Chopra, and Y. LeCun, "Dimensionality reduction by learning an invariant mapping," in *Computer vision and pattern recognition, 2006 IEEE computer society conference on*, vol. 2. IEEE, 2006, pp. 1735–1742.
- [42] J. Ramirez, J. M. Górriz, and J. C. Segura, *Voice activity detection. fundamentals and speech recognition system robustness*. INTECH Open Access Publisher New York, 2007.
- [43] Y. Bengio, "Deep learning of representations for unsupervised and transfer learning," in *Proceedings of ICML Workshop on Unsupervised and Transfer Learning*, 2012, pp. 17–36.
- [44] Y. Bengio, A. Courville, and P. Vincent, "Representation learning: A review and new perspectives," *IEEE transactions on pattern analysis and machine intelligence*, vol. 35, no. 8, pp. 1798–1828, 2013.
- [45] G. Koch, R. Zemel, and R. Salakhutdinov, "Siamese neural networks for one-shot image recognition," in *ICML Deep Learning Workshop*, vol. 2, 2015.

- [46] J. Bromley, I. Guyon, Y. LeCun, E. Säckinger, and R. Shah, "Signature verification using a" siamese" time delay neural network," in *Advances in Neural Information Processing Systems*, 1994, pp. 737–744.
- [47] A. Krizhevsky, I. Sutskever, and G. E. Hinton, "Imagenet classification with deep convolutional neural networks," in *Advances in neural information processing systems*, 2012, pp. 1097–1105.
- [48] K. Simonyan and A. Zisserman, "Very deep convolutional networks for large-scale image recognition," *arXiv preprint arXiv:1409.1556*, 2014.
- [49] O. Abdel-Hamid, A.-r. Mohamed, H. Jiang, L. Deng, G. Penn, and D. Yu, "Convolutional neural networks for speech recognition," *IEEE/ACM Transactions on audio, speech, and language processing*, vol. 22, no. 10, pp. 1533–1545, 2014.
- [50] G. Hinton, L. Deng, D. Yu, G. E. Dahl, A.-r. Mohamed, N. Jaitly, A. Senior, V. Vanhoucke, P. Nguyen, T. N. Sainath *et al.*, "Deep neural networks for acoustic modeling in speech recognition: The shared views of four research groups," *IEEE Signal Processing Magazine*, vol. 29, no. 6, pp. 82–97, 2012.
- [51] M. McLaren, Y. Lei, N. Scheffer, and L. Ferrer, "Application of convolutional neural networks to speaker recognition in noisy conditions," in *Fifteenth Annual Conference of the International Speech Communication Association*, 2014.
- [52] Y. Lukic, C. Vogt, O. Dürr, and T. Stadelmann, "Speaker identification and clustering using convolutional neural networks," in *Machine Learning for Signal Processing (MLSP), 2016 IEEE 26th International Workshop on*. IEEE, 2016, pp. 1–6.
- [53] S. Hershey, S. Chaudhuri, D. P. W. Ellis, J. F. Gemmeke, A. Jansen, R. C. Moore, M. Plakal, D. Platt, R. A. Saurous, B. Seybold, M. Slaney, R. J. Weiss, and K. W. Wilson, "CNN architectures for large-scale audio classification," *CoRR*, vol. abs/1609.09430, 2016. [Online]. Available: <http://arxiv.org/abs/1609.09430>
- [54] S.-Y. Chang and N. Morgan, "Robust cnn-based speech recognition with gabor filter kernels," in *Fifteenth Annual Conference of the International Speech Communication Association*, 2014.
- [55] A. L. Maas, A. Y. Hannun, and A. Y. Ng, "Rectifier nonlinearities improve neural network acoustic models," in *Proc. ICML*, vol. 30, no. 1, 2013.
- [56] S. Ioffe and C. Szegedy, "Batch normalization: Accelerating deep network training by reducing internal covariate shift," in *Proceedings of the 32nd International Conference on Machine Learning*, ser. Proceedings of Machine Learning Research, F. Bach and D. Blei, Eds., vol. 37. Lille, France: PMLR, 07–09 Jul 2015, pp. 448–456. [Online]. Available: <http://proceedings.mlr.press/v37/ioffe15.html>
- [57] N. Srivastava, G. E. Hinton, A. Krizhevsky, I. Sutskever, and R. Salakhutdinov, "Dropout: a simple way to prevent neural networks from overfitting," *Journal of Machine Learning Research*, vol. 15, no. 1, pp. 1929–1958, 2014.
- [58] D. Snyder, D. Garcia-Romero, D. Povey, and S. Khudanpur, "Deep neural network embeddings for text-independent speaker verification," *Proc. Interspeech 2017*, pp. 999–1003, 2017.
- [59] A. Rousseau, P. Deléglise, and Y. Esteve, "Ted-lium: an automatic speech recognition dedicated corpus," in *LREC*, 2012, pp. 125–129.
- [60] D. Povey, A. Ghoshal, G. Boulianne, L. Burget, O. Glembek, N. Goel, M. Hannemann, P. Motlicek, Y. Qian, P. Schwarz, J. Silovsky, G. Stemmer, and K. Vesely, "The kaldi speech recognition toolkit," in *IEEE 2011 Workshop on Automatic Speech Recognition and Understanding*. IEEE Signal Processing Society, Dec. 2011, iEEE Catalog No.: CFP11SRW-USB.
- [61] T. Tieleman and G. Hinton, "Lecture 6.5-rmsprop: Divide the gradient by a running average of its recent magnitude," *COURSERA: Neural networks for machine learning*, vol. 4, no. 2, pp. 26–31, 2012.
- [62] Y. S. Abu-Mostafa, M. Magdon-Ismail, and H.-T. Lin, *Learning From Data*. AMLBook, 2012.
- [63] L. v. d. Maaten and G. Hinton, "Visualizing data using t-sne," *Journal of Machine Learning Research*, vol. 9, no. Nov, pp. 2579–2605, 2008.
- [64] "Fisher english training speech part 1 speech." [Online]. Available: <https://catalog.ldc.upenn.edu/LDC2004S13>