

Protecting Sensory Data against Sensitive Inferences

Mohammad Malekzadeh Richard G. Clegg Andrea Cavallaro Hamed Haddadi *

Abstract

There is growing concern about how personal data are used when users grant applications direct access to the sensors in their mobile devices. For example, time-series data generated by motion sensors reflect directly users' activities and indirectly their personalities. It is therefore important to design privacy-preserving data analysis methods that can run on mobile devices. In this paper, we propose a feature learning architecture that can be deployed in distributed environments to provide flexible and negotiable privacy-preserving data transmission. It should be flexible because the internal architecture of each component can be independently changed according to users or service providers needs. It is negotiable because expected privacy and utility can be negotiated based on the requirements of the data subject and underlying application. For the specific use-case of activity recognition, we conducted experiments on two real-world datasets of smartphone's motion sensors, one of them is collected by the authors and will be publicly available by this paper for the first time. Results indicate the proposed framework establishes a good trade-off between application's utility and data subjects' privacy. We show that it maintains the usefulness of the transformed data for activity recognition (with around an average loss of three percentage points) while almost eliminating the possibility of gender classification (from more than 90% to around 50%, the target random guess). These results also have implication for moving from the current binary setting of granting permission to mobile apps or not, toward a situation where users can grant each application permission over a limited range of inferences according to the provided services.

* Mohammad Malekzadeh, Richard G. Clegg, and Andrea Cavallaro are with Queen Mary University of London.
Hamed Haddadi is with Imperial College London.

Keywords inference privacy, distributed machine learning, time series analysis

1. Introduction

Smartphones and wearable devices are equipped with diverse sensors, including accelerometers, gyroscope, barometer, and light sensors. Applications of interest to users, such as activity apps, work properly only if they can get access to the data recorded by these sensors in order to provide their analysis and statistics through a cloud services. However, by granting to these applications direct access to each sensor, users may reveal information not only about their activities but also about gender, mood, personality and so on, way more than what applications would technically need. Protecting users' privacy when they use cloud services through apps across different devices is a challenging task, especially when the apps analyze time-series data of their activities.

We introduce the Guardian-Estimator-Neutralizer (GEN) framework that, instead of granting direct access to sensors, is designed to give applications a coarse-grained version of captured data, based on the functions and requirements of each application as well as on privacy considerations. GEN is a feature learning and data reconstruction method that help efficiently establish a trade-off between an application's utility and a data subject's privacy. Specifically, we categorize information that can be inferred from sensor data into two types: information about when user is walking or jogging for an activity app (*non-sensitive inferences*) and information about user's attributes such as gender, age, weight and height for the same application (*sensitive inferences*). We are interested in finding a tradeoff between the ability of accurately inferring non-sensitive information to maximize the *utility* of the app and *privacy*, i.e. the amount of revealed sensitive information. The three essential parts of GEN are visualized in Figure 1. The *Guardian* provides an inference-specific transformation; the *Estimator* guides the Guardian by estimating the sensitive and non-sensitive information in the transformed data; and the *Neutralizer* is an optimization criteria that helps the Guardian converge to a near-optimal transformation function.

We consider a common use-case of activity recognition, based on data recorded by motion sensors of a smartphone, and show that GEN can accurately maintain the usefulness of the released data for activity recognition (utility) while

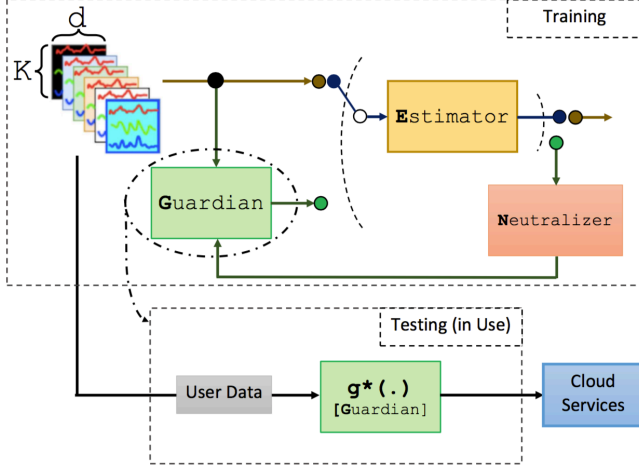


Figure 1. Architecture of GEN: First, Estimator is trained; then Guardian is trained using the Estimator with the help of Neutralizer. Finally, Guardian acts as g^* in Equation 1

considerably reducing the possibility of attribute recognition (privacy). We also present and distribute MotionSense, a new dataset for activity and attribute recognition based on device motion sensors.

Compared to other works on providing privacy-preserving methods by data synthesis using generative models [2, 9] in population data sharing, we propose a framework that enables individual users to protect their sensitive information, while benefiting from sharing their *non-sensitive data* with cloud applications. Moreover, previous works on data collected from embedded sensors of personal devices, such as [11, 12], only consider inferences on different activities over time (i.e. some sections of time-series corresponding to non-sensitive activities and some of them to sensitive ones). In this paper, for the first time, we concurrently consider both activity and attribute inferences on the same section of time-series, for example for each section some inferences like activity recognition as non-sensitive and some inferences like gender classification as sensitive¹.

2. Problem Definition

Multi-variate time-series generated by motion sensors embedded in mobile devices enable several functionalities for making inferences about users' daily life activities. However, they can be adversarially used to make sensitive inference on user's personalities. Let the multivariate time-series

$$X(t) = (X_1(t), X_2(t), \dots, X_k(t))$$

represent the recorded values for all of the k components at time point $t \in \{0, 1, \dots, T\}$. We define a section of time-

¹ All the code and data used in this paper are publicly available and can be obtained from: <https://github.com/mmalekzadeh/motion-sense>

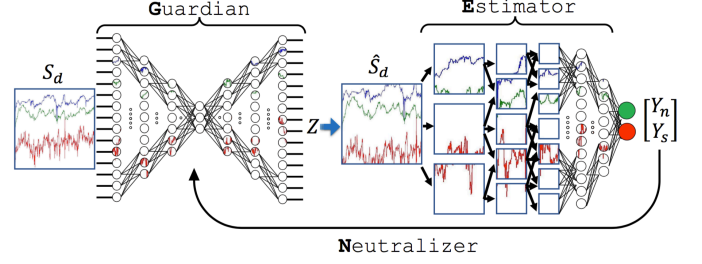


Figure 2. Architecture for GEN that transforms a time-series into one that reduces the possibility of sensitive inferences while retaining desired inferences.

series X as

$$S_d(t) = X[t, t + d] = \{X(t), X(t + 1), \dots, X(t + d)\}$$

which shows a running window with size $d + 1$ that contains consecutive values from time t to $t + d$.

We define two types of inference on each section S_d of X : inference of sensitive information from S_d , $I_s(S_d)$, and inference of non-sensitive information from S_d , $I_n(S_d)$.

We want to find a transformation function $g^*(x)$ such that for each section $S_d(t)$ of X it provides

$$\hat{S}_d(t) = g^*(S_d(t)) \quad (1)$$

as the transformed data in a way that $I_s(\hat{S}_d)$ is impossible while $I_n(\hat{S}_d)$ is still as accurate as $I_n(S_d)$. In other words, $g^*(\cdot)$ is a privacy-preserving data transformation function that establishes the best trade-off between utility and privacy.

3. Proposed Framework

In this section we show how our proposed framework can practically implement an inference-specific transformation function which performs near optimally on the tested data.

3.1 High-Level Architecture

A GEN includes three components (Figure 1), the Guardian, the Estimator, and the Neutralizer.

The **Guardian**, which provides *inference-specific transformation*, is a feature learning framework that recognizes and distinguishes discerning features from data. In the specific implementation of this paper, we use a *deep autoencoder* [16] as Guardian. An autoencoder is a neural network that tries to reconstruct its input based on an objective function. Here, the autoencoder receives a section of n -dim time-series, generated by device motion sensors of a smartphone, as input and produce a time-series with the same dimensionality as output.

The **Estimator** quantifies how accurate an algorithm can be at making sensitive and non-sensitive inferences on the transformed data. In the specific implementation of this paper, we use a *multi-task convolutional neural network*

Dataset	MobiAct	MotionSense
#Males	32	16
#Females	14	10
Frequency	20 Hz	50 Hz
Dimension	k = 9	k = 12

Table 1. Statistics of the datasets used in the experiments. We are interested in the following activities: *Downstairs, Upstairs, Walking, Jogging*.

(MTCNN) as Estimator [17]. MTCNN has the ability of sharing learned representations from input between several tasks. More precisely, we try to simultaneously optimize a CNN with two types of loss function, one for sensitive inferences and another for non-sensitive ones. Consequently, MTCNN will learn more generic features, that should be useful for several tasks, at its earlier layers. Then, later layers, which become progressively more specific to the details of a desired task, can be divided into multiple branches, each for one specific task.

The **Neutralizer** is an optimization algorithm that helps Guardian to find the optimal $g^*(\cdot)$ in Equation (1) with this objective:

$$\hat{S}_d^* = \underset{\hat{S}_d = g(S_d)}{\operatorname{argmin}} \left(p(I_s(g(S_d))) - p(I_n(g(S_d))) \right)$$

for transforming each section S_d of original time-series. Here, $p(I_s(\cdot))$ and $p(I_n(\cdot))$ are probabilities of making sensitive and non-sensitive inferences respectively. In our specific application it is actually a multi-task objective function which is used by backpropagation method for updating weights of Guardian. The Neutralizer is the most important contribution of this paper and it is the component that makes the Guardian as efficient as possible.

4. Experiments

As specific application we consider time-series generated by smartphone motion sensors when users are performing activities of daily living. The experiments are conducted on the following common use cases: the non-sensitive inference, $i_a \in I_n$, is the recognition of the current activity, and the sensitive inference, $i_g \in I_s$, is the recognition of the gender of the data subject.

4.1 Datasets

We use two real-world datasets: MobiAct² and MotionSense³. The latter data set is one of the contributions of this paper.

²publicly available:
<http://www.bmi.teicrete.gr/index.php/research/mobiact>

³publicly available:
<http://github.com/mmalekzadeh/motion-sense>

Model	Layer (Neuron)
MTCNN	Conv1D(50:1 × 5); Conv1D(50:1 × 3)
	Dense(50); MP(1 × 2) DO(0.2)
	Conv1D(40:1 × 5)
	Dense(40); MP(1 × 3); DO(0.2)
	Conv1D(20:1 × 3); DO(0.2)
	Flatten; Dense(400); DO(0.4)
AE	Out1 = Softmax(4); Out2 = Sigmoid
	Inp(x); Dense(x /2); Dense(x /4)
	Dense(x /8)
	Dense(x /4); Dense(x /2); Out(x)

Table 2. Hidden layers. Activation function is “ReLU”.

MobiAct [15] includes sensor data (accelerometer, gyroscope, orientation) from a smartphone collected when data subjects performed nine activities and a range of falls. A total of 67 participants in a range of gender, age, weight and height collected the data with a Samsung Galaxy S3 smartphone (here we use a subset of 48 subjects who have no missing data). Unlike previously published datasets, which require the smartphone to be rigidly placed on the human body and with a specific orientation, MobiAct attempted to simulate every-day usage of mobile phones where a smartphone is located with random orientation in a loose pocket chosen by the subject (Table 1).

MotionSense includes time-series of accelerometer (acceleration and gravity), attitude (pitch, roll, yaw) and gyroscope data collected with an iPhone 6s kept in the participant’s front pocket using SensingKit [10]. A total of 24 participants in a range of gender, age, weight and height performed 6 activities in 15 trials in the same environment and conditions: downstairs, upstairs, walking, jogging, sitting, and standing. With this dataset, we aim to look for *personal attributes fingerprints* in time-series of sensor data, i.e. attribute-specific patterns that can be used to infer gender or personality of the data subjects in addition to their activities. See <http://github.com/mmalekzadeh/motion-sense> for details on the methodology and the data.

4.2 Utility vs Privacy

We aim to measure the trade-off between utility of data for activity recognition and privacy, e.g. keeping gender secret. To this end, we compare the accuracy of activity recognition and gender classification when a well-trained MTCNN has access to original data and to the corresponding transformed data.

For each dataset we consider two types of setting, namely **Trial**, when for each activity we keep 2/3 of trials for train-

ing and 1/3 of them for test (For example, if there is 3 walking trials per participant in MotionSense dataset, we keep the first two trials for training and the last one for test); and **Subject**, when we keep data of 75% of all subjects for training and the remaining 25% for test. In the Subject setting, the average results of four different selection for test dataset is reported.

The experiments have been conducted as follows. An MTCNN is trained on training dataset by considering two tasks: (i) activity recognition (4 classes: walking, jogging, up stairs, down stairs) with *categorical cross-entropy* loss function [4], and (ii) gender classification (2 classes: female, male) with *binary cross-entropy* loss function. [4].

After training MTCNN, we freeze the weights of the MTCNN layers and attach the output of a deep autoencoder (AE) to the input of the MTCNN to build the GEN neural network. We define the objective function of the Neutralizer as

$$\hat{S}_d^* = \underset{\hat{S}_d}{\operatorname{argmin}} \left(\sum_{i=1}^c Y_a^i(S_d) \log Y_a^i(\hat{S}_d) + | (0.5 - Y_g(\hat{S}_d)) | \right)$$

where c is the number of activity classes; $Y_a(S_d)$ and $Y_a(\hat{S}_d)$ are the true and predicted class of activity for section S_d respectively; $Y_g(\hat{S}_d)$ is the predicted class of gender for section S_d . The first part of this objective function is a categorical cross entropy and the second part is a custom gender-neutralizer loss function. Therefore, the Guardian will learn our desired inference-specific transformation. The architecture of hidden layers is fully described in Tabel 2.

Finally, we compile GEN and set its loss function equals to the objective function of the Neutralizer (see Fig. 2).

As shown in Table 3, Guardian produces artificially generated time-series that keep the utility of making non-sensitive inferences as high as original ones (with an average loss of three percentage pint) while considerably prevent making sensitive inferences (with decreasing gender classification accuracy from more than 90% to near the target random guess 50%).

4.3 Cross-Dataset Validation

To validate GEN in a distributed ecosystem where edge users benefit from pre-trained models of a service provider where at the **Cloud Side** the Estimator (MTCNN) is trained on a public dataset (the MobiAct dataset) and at the **Edge Side** the Guardian receives the trained Estimator and uses its locally (personally) defined Neutralizer to transform the user's data (the MotionSense dataset).

The accuracies of the Estimator for I_a and I_g on raw data are 93.67% and 92.80%, respectively; whereas on transformed data are 90.92% and 51.93%, respectively.

This results show an interesting property of GEN. The only concern here is how Edge users can trust the pre-

Dataset(Setting)	Inference	S_d (%)	\hat{S}_d (%)
MotionSense (Trial)	I_a	94.55	92.75
	I_g	95.77	48.01
MobiAct (Trial)	I_a	94.31	90.46
	I_g	93.74	49.83
MotionSense (Subject)	I_a	86.33	85.19
	I_g	75.35	52.16
MobiAct (Subject)	I_a	70.49	65.01
	I_g	66.18	45.54

Table 3. The accuracy of activity recognition (I_a) and gender classification (I_g) for original data (S_d) and corresponding transformed one (\hat{S}_d).



Figure 3. Error for gender is “classification error” and for the rest of attributes is “mean absolute error”. All the values are normalized by the error of a random estimator (on MotionSense dataset).

trained Estimator if they receive it from an untrusted service provider. One immediate answer is, user can verify it by running it on publicly available dataset. We leave more investigation on this concern for future work.

4.4 Measuring Information Leakage

It is important to quantify the amount of information about user's attributes that is still available in the transformed data as this information can be used to make sensitive inferences. We provide here two practical approaches and leave a theoretical interpretation to future work.

4.4.A k-NN with DTW

k-Nearest Neighbors (k-NN) with Dynamic Time Warping (DTW) [13] as a distance measure is difficult to beat in time-series classification except at a huge computation and implementation cost for a very small improvement [1]. We there-

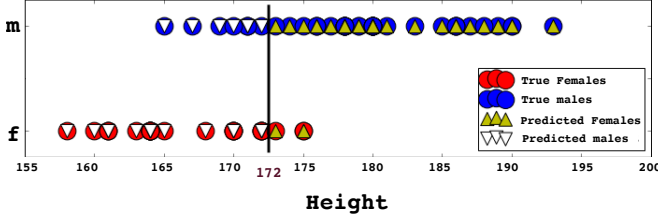


Figure 4. Dependencies between height and gender (on both datasets). A cut off point of 172cm can predict gender 84% accurate.

fore chose this method to measure the amount of residual attribute-information in sensor data.

We build a $n \times n$ matrix D_k where n is the number of subjects in the dataset, and for each activity a_k ($k \in \{\text{downstairs, upstairs, walking, jogging}\}$) the $d_k(i, j)$ is the distance between time-series of users u_i and u_j calculated by FastDTW[13]. Then, we calculated final *distance* matrix D as the unweighted average of all the matrices D_k ($d(i, j) = \frac{1}{4} \sum_k d_k(i, j)$).

For each data subject u_i ($i \in \{1, \dots, n\}$) (one out-of-sample), we *estimate* the value of each attribute $v_a(u_i)$ ($a \in \{\text{gender, age, weight, height}\}$) using distance weighted k-NN based on matrix D , where the weight is:

$$w(i, j) = \frac{1}{d(i, j)^2}.$$

We calculate distance matrices D and \hat{D} for the original time-series and the transformed series (the output of the Guardian) respectively. Then we *compare* the ability of estimation based on these matrices.

Figure 3 reports the normalized estimation errors that confirm the performance of GEN. The estimation error for gender classification approaches to the random estimator after transformation. Thus the GEN eliminates the similarities between same-gender time-series and an attacker cannot confidently use distance measures to make inference about gender. By eliminating gender information, we also eliminate part of other attributes information. For example, the estimation error for height and weight increases by near 25% and 20% respectively. This suggests that these attributes contribute to create dependencies in the time-series of each user. It is not exactly clear how gender affects the traces and this will be the subject of further work. It is obvious, for example, that height is strongly correlated with gender (see Figure 4) and a prediction of gender just based on height is already 81% accurate on our data set. However the gender prediction from the MotionSense data set is considerably better than that.

4.4.B Deep Supervised Learning

We argue that MTCNN (see Sec. 4.2) can accurately classify motion data into gender classes because it learns from

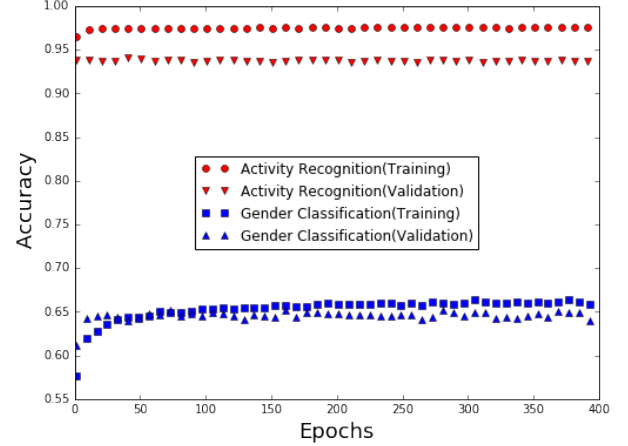


Figure 5. On MotionSense dataset in Trial setting.

the *original* data activity-discriminative features with some gender-discriminative features. Therefore, we explore the possibility to learn such discriminative features from *transformed* data.

Figure 5 shows the training and validation accuracy of activity recognition and gender classification using supervised learning on transformed data. The results confirm that MTCNN can learn some activity-discriminative features from transformed data, while gender-discriminative features in the transformed data are rare, even with a large number of epochs. Therefore, in this experiment GEN eliminates gender-related features so that it is difficult for a classifier to train on them even when it has access to the labels of transformed data.

5. Related Work and Discussion

Generative adversarial networks (GANs) [7] learn to capture the statistical distribution of data for synthesizing new samples from the learned distribution. GANs simultaneously train two models against each other to produce realistic synthetic data. A discriminative model learns to determine whether a sample is from the model distribution (i.e. from the generator) or from the data distribution (i.e. from a real-world source). The discriminator aims to maximize an objective function in minimax game that the generator aims to minimize.

GANs have also been applied for enhancing privacy [9, 14]. For example, to protect health records synthetic medical datasets can be published instead of the real ones using generative models training on sensitive real-world medical datasets [3, 6]. To provide a formal privacy guarantee, [2] trains GANs under the constraint of differential privacy [5] to protect against common privacy attacks.

Although our proposed framework is somehow inspired by GANs, there are key structural and logical differences with other existing frameworks. First, the focus of existing works is mainly on protecting users' privacy against mem-

bership attack by releasing a synthetic dataset through differential privacy constraints. Instead, we consider a situation where a user wants to grant third parties access to sensor data that can be used to make both sensitive and non-sensitive inferences. Second the generator in a GAN seeks to learn the underlying distribution of the data to produce realistic simulated samples from random vectors. Instead the guardian in GEN seeks to partition the underlying features of the data to reconstruct privacy-preserving outputs from real-world input vectors. Third, the minimax game in a GAN is a two-player game between generator and discriminator (i.e. two models) that updates weights of both models in each iteration. Instead the minimax objective of GEN is a trade-off between utility and privacy that updates the weights of one only model (i.e. the guardian) in each iteration.

A GEN is therefore applicable in distributed environments: we have shown that the estimator can be trained remotely (e.g. on a powerful system and with a large dataset) and edge devices just need to download the resulting trained model to use it as the Estimator part of their locally implemented GEN under data subject control. For example, it can be implemented in user side using Databox [8] that aims to allow individuals to coordinate the collection of their personal data, and to selectively make those data available for specific purposes.

6. Conclusion

We proposed the GEN framework for locally transforming sensor data on mobile edge devices to respect functions and requirements of an application as well as user privacy. We evaluated the efficiency of trade-off between utility and privacy GEN provides on real-world datasets of motion data.

Open questions to be explored in future work include providing theoretical bounds on the amount of sensitive information leakage after transformation and exploring dependencies between different attributes, e.g. co-dependence of gender and height. Finally, we will measure the costs and requirements for running GEN on edge devices.

Acknowledgments

This work was supported by the EPSRC Databox grant (Ref: EP/N028260/1) and a Microsoft Azure for Research grant.

References

- [1] A. Bagnall, J. Lines, A. Bostrom, J. Large, and E. Keogh. The great time series classification bake off: a review and experimental evaluation of recent algorithmic advances. *Data Mining and Knowledge Discovery*, 31(3):606–660, 2017.
- [2] B. K. Beaulieu-Jones, Z. S. Wu, C. Williams, and C. S. Greene. Privacy-preserving generative deep neural networks support clinical data sharing. *bioRxiv*, page 159756, 2017.
- [3] E. Choi, S. Biswal, B. Malin, J. Duke, W. F. Stewart, and J. Sun. Generating multi-label discrete electronic health records using generative adversarial networks. *arXiv preprint arXiv:1703.06490*, 2017.
- [4] F. Chollet et al. Keras, 2015.
- [5] C. Dwork. Differential privacy: A survey of results. In *International Conference on Theory and Applications of Models of Computation*, pages 1–19. Springer, 2008.
- [6] C. Esteban, S. L. Hyland, and G. Rätsch. Real-valued (medical) time series generation with recurrent conditional gans. *arXiv preprint arXiv:1706.02633*, 2017.
- [7] I. Goodfellow, J. Pouget-Abadie, M. Mirza, B. Xu, D. Warde-Farley, S. Ozair, A. Courville, and Y. Bengio. Generative adversarial nets. In *Advances in neural information processing systems*, pages 2672–2680, 2014.
- [8] H. Haddadi, H. Howard, A. Chaudhry, J. Crowcroft, A. Madhavapeddy, D. McAuley, and R. Mortier. Personal data: thinking inside the box. In *Proceedings of The Fifth Decennial Aarhus Conference on Critical Alternatives*, pages 29–32. Aarhus University Press, 2015.
- [9] C. Huang, P. Kairouz, X. Chen, L. Sankar, and R. Rajagopal. Context-aware generative adversarial privacy. *Entropy*, 19(12):656, 2017.
- [10] K. Katevas, H. Haddadi, and L. Tokarchuk. Poster: Sensingkit: A multi-platform mobile sensing framework for large-scale experiments. In *Proceedings of the 20th annual international conference on Mobile computing and networking*, pages 375–378. ACM, 2014.
- [11] M. Malekzadeh, R. G. Clegg, and H. Haddadi. Replacement autoencoder: A privacy-preserving algorithm for sensory data analysis. *The 3rd ACM/IEEE International Conference on Internet-of-Things Design and Implementation, 17-20 April, 2018, Orlando, Florida, U.S.A. (to appear)*.
- [12] N. Saleheen, S. Chakraborty, N. Ali, M. M. Rahman, S. M. Hossain, R. Bari, E. Buder, M. Srivastava, and S. Kumar. msieve: differential behavioral privacy in time series of mobile sensor data. In *Proceedings of the 2016 ACM International Joint Conference on Pervasive and Ubiquitous Computing*, pages 706–717. ACM, 2016.
- [13] S. Salvador and P. Chan. Toward accurate dynamic time warping in linear time and space. *Intelligent Data Analysis*, 11(5):561–580, 2007.
- [14] A. Tripathy, Y. Wang, and P. Ishwar. Privacy-preserving adversarial networks. *arXiv preprint arXiv:1712.07008*, 2017.
- [15] G. Vavoulas, C. Chatzaki, T. Malliotakis, M. Pediaditis, and M. Tsiknakis. The mobiaact dataset: Recognition of activities of daily living using smartphones. In *ICT4AgeingWell*, pages 143–151, 2016.
- [16] P. Vincent, H. Larochelle, Y. Bengio, and P.-A. Manzagol. Extracting and composing robust features with denoising autoencoders. In *Proceedings of the 25th international conference on Machine learning*, pages 1096–1103. ACM, 2008.
- [17] J. Yang, M. N. Nguyen, P. P. San, X. Li, and S. Krishnaswamy. Deep convolutional neural networks on multichannel time series for human activity recognition. In *IJCAI*, pages 3995–4001, 2015.