

Coupling non-conforming discretizations of PDEs by spectral approximation of the Lagrange multiplier space

Simone Deparis^a, Luca Pegolotti^{a,*}

^a*Institute of Mathematics, École Polytechnique Fédérale de Lausanne, Station 8, EPFL, CH-1015 Lausanne, Switzerland*

Abstract

This work focuses on the development of a non-conforming domain decomposition method for the approximation of PDEs based on weakly imposed transmission conditions: the continuity of the global solution is enforced by a discrete number of Lagrange multipliers defined over the interfaces of adjacent subdomains. The method falls into the class of primal hybrid methods, which also include the well-known mortar method. Differently from the mortar method, we discretize the space of basis functions on the interface by spectral approximation independently of the discretization of the two adjacent domains; one of the possible choices is to approximate the interface variational space by Fourier basis functions. As we show in the numerical simulations, our approach is well-suited for the solution of problems with non-conforming meshes or with finite element basis functions with different polynomial degrees in each subdomain. Another application of the method that still needs to be investigated is the coupling of solutions obtained from otherwise incompatible methods, such as the finite element method, the spectral element method or isogeometric analysis.

Keywords: Partial Differential Equations, Non-conforming method, Domain decomposition

1. Introduction

In numerical analysis, domain decomposition methods are techniques for the splitting of Partial Differential Equations (PDEs) into smaller and coupled problems defined over subsets of the original domain. The splitting may be motivated by physical reasons, for instance when the subdomains are characterized by different governing equations (e.g. in fluid-structure-interaction problems [1]) or by discretization needs, should it be required to employ specific methods (e.g. finite element method or spectral element method) or specific polynomial degrees in certain regions of the domain [2]. Moreover, domain decomposition methods have become particularly important for the solution of large scale problems on multiprocessors or clusters, as they allow the mapping of the subproblems on separate cores [3].

Domain decomposition methods are typically based either on iterative or direct procedures [4]. In the first class of techniques the continuity on the interfaces of the solution, of its normal derivatives or combinations of the two are strongly imposed. Typically, these methods require solving the problems defined on the subdomains separately multiple times while imposing artificial boundary conditions based on the solutions at the previous iteration. The type of boundary conditions employed on each subdomain is a peculiarity of each algorithm, so that the literature on the topic commonly refers to the Dirichlet-Dirichlet algorithm, the Dirichlet-Neumann algorithm, and so on; see e.g [2] for details. These strategies allow reducing the size of the linear systems to be solved and, most importantly, to compute the solution on each subdomain in parallel.

In this paper, we present an approach belonging to the class of direct procedures in which the continuity conditions (often called *transmission conditions*) are weakly imposed through the use of suitable Lagrange multipliers. Our method is applied to PDEs written in primal hybrid formulation, and for this reason it shares some of the features of the well-known mortar method [5, 6]. This was originally proposed to solve PDEs by combining spectral elements and finite elements, or by combining finite element spaces with different polynomial degrees, in non overlapping portions of the domain [7]. Since then, the mortar method has become the non-conforming method of choice in many areas of computational science and

*Corresponding author

Email address: luca.pegolotti@epfl.ch (Luca Pegolotti)

engineering, for example in contact mechanics [8], solid mechanics [9], fluid mechanics [10] and fluid-structure interaction problems [11]; see also [12, 13, 14]. The implementation of the mortar method is not straightforward, as the algorithm is based on L^2 -projections of the traces of functional spaces defined on a group subdomains – the masters – onto the interfaces of the adjacent ones – the slaves. INTERNODES [15, 16], a recently developed method for the treatment of non-conforming meshes, overcomes this issue by treating the transmission conditions with the interpolation of basis functions of the master domains onto the interfaces of the slaves.

As in the mortar method, our approach is based on the idea that the global problem can be subdivided into a set of smaller problems coupled with weak conditions relying on basis functions defined on the interfaces. In the mortar method, such basis functions are obtained from the trace space of the adjacent slave domains. This choice is convenient from the analysis standpoint but makes the implementation of the method cumbersome. Another drawback is that the final solution is dependent on the choice of master and slave domains. The originality of our method is to consider basis functions on the interfaces which are completely independent of the discretization of the neighboring domains: in this paper, we employ spectral basis functions (specifically, Fourier basis functions). This comes with the advantage of obtaining a solution which is indifferent to the choice of master and slave domains. Moreover, the accuracy of the coupling of solutions at the interfaces is easily tuned by varying the number of basis functions on the common boundary. Our approach can be interpreted as a specialization of the three-fields method [17], where the space of the three Lagrange multipliers used to weakly impose the continuity of the solution is (a priori) independent of the spaces defined on the adjacent domains. As the functional spaces in the subdomains are mutually independent, our choice of basis functions is well-suited for the coupling of solutions obtained on non-conforming (at the interfaces) meshes, with finite element spaces with different polynomial degrees, or with different numerical methods, e.g. finite element method, spectral element method, or isogeometric analysis [18, 19].

The paper is structured as follows. In Section 2, we present the method on an elliptic problem defined over a domain partitioned into two regions. Section 3 focuses on the discretization of the weak formulation derived in Section 2. In Section 4, we briefly compare our method with other non-conforming methods, namely the mortar method, INTERNODES, and the three-field method, and focus on the similarities and peculiarities with respect to our approach. In Section 5 we address the matter of the stability of the method, which is strictly related to the inf-sup condition. In Section 6, the method is used to solve two-dimensional benchmark problems with finite element discretizations in the subdomains: the Poisson problem on two subdomains (Section 6.2) and the Navier-Stokes equations on five subdomains (Section 6.3). Finally, in Section 7 some conclusions are drawn.

1.1. Notation

The notation adopted in this paper is standard and commonly found in the literature; see e.g. [20]. Given a generic open and bounded domain Ω embedded in \mathbb{R}^d , we define, for all $\varphi, \psi : \Omega \rightarrow \mathbb{R}$ and all $\boldsymbol{\varphi}, \boldsymbol{\psi} : \Omega \rightarrow \mathbb{R}^d$

$$(\varphi, \psi)_\Omega := \int_\Omega \varphi \psi \, d\mathbf{x}, \quad (\boldsymbol{\phi}, \boldsymbol{\psi})_\Omega := \int_\Omega \boldsymbol{\varphi} \cdot \boldsymbol{\psi} \, d\mathbf{x},$$

and consider the following Hilbert spaces

$$\begin{aligned} L^2(\Omega) &:= \{\varphi : \Omega \mapsto \mathbb{R} : (\varphi, \varphi)_\Omega < \infty\}, \\ H^1(\Omega) &:= \{\varphi \in L^2(\Omega) : \nabla \varphi \in [L^2(\Omega)]^d\}, \\ H(\operatorname{div}; \Omega) &:= \{\boldsymbol{\phi} \in [L^2(\Omega)]^d : \operatorname{div} \boldsymbol{\phi} \in L^2(\Omega)\}, \end{aligned}$$

with the associated norms

$$\begin{aligned} \|\varphi\|_{L^2(\Omega)}^2 &:= (\varphi, \varphi)_\Omega, \\ \|\varphi\|_{H^1(\Omega)}^2 &:= (\varphi, \varphi)_\Omega + (\nabla \varphi, \nabla \varphi)_\Omega, \\ \|\boldsymbol{\phi}\|_{H(\operatorname{div}; \Omega)}^2 &:= (\boldsymbol{\phi}, \boldsymbol{\phi})_\Omega + (\operatorname{div} \boldsymbol{\phi}, \operatorname{div} \boldsymbol{\phi})_\Omega. \end{aligned}$$

Given a measurable set $\Sigma \subseteq \partial\Omega$ (where $\partial\Omega$ denotes the boundary of Ω), we also define

$$H_\Sigma^1(\Omega) := \{\varphi \in H^1(\Omega) : \varphi = 0 \text{ on } \Sigma\}.$$

Under the assumption of sufficient regularity of Σ , there exists a unique linear and continuous application $\gamma_\Sigma : H^1(\Omega) \mapsto L^2(\Sigma)$ called trace operator [21, 22] such that $\gamma_\Sigma \varphi = \varphi|_\Sigma$ for all $\varphi \in H^1(\Omega) \cap C^0(\bar{\Omega})$, having indicated with $C^0(\bar{\Omega})$ the space of continuous functions over the closure of Ω . The range of such operator is denoted $H^{1/2}(\Sigma) \subset L^2(\Sigma)$. We recall that

$$\|\eta\|_{H^{1/2}(\Sigma)} := \inf_{\substack{\varphi \in H^1(\Omega) \\ \varphi|_\Sigma = \eta}} \|\varphi\|_{H^1(\Omega)}$$

is a norm for $H^{1/2}(\Sigma)$ [23].

For each linear Hilbert space \mathcal{H} , we denote \mathcal{H}' the space of linear and bounded functionals on \mathcal{H} , namely its dual space. In particular, we adopt the notation $H^{-1}(\Omega) := (H^1(\Omega))'$ and $H^{-1/2}(\Sigma) := (H^{1/2}(\Sigma))'$. The action of an element of the dual space $\xi \in \mathcal{H}'$ on an element of the Hilbert space $\varphi \in \mathcal{H}$ is indicated $\langle \xi, \varphi \rangle_{\mathcal{H}'}$ or simply $\langle \xi, \varphi \rangle$ whenever ambiguity does not arise. Furthermore, we will simply indicate $\langle \xi, \varphi \rangle_\Sigma$ the duality in $H^{-1/2}(\Sigma)$. We note that, for $\varphi \in H^1(\Omega)$, we will adopt the abuse of notation $\langle \xi, \varphi \rangle_\Sigma$ with $\xi \in H^{-1/2}(\Sigma)$ to indicate the duality of ξ with the trace of φ on Σ . Even though not mathematically rigorous, this notation is commonly used in the literature.

2. Theory of primal hybrid methods

In this section, we recall the theory of primal hybrid methods for the solution of Partial Differential Equations (PDEs). These approaches are based on the *primal hybrid principle* [24], according to which the continuity across subdomains is weakened by means of Lagrange multipliers. We refer the reader to [25, 26, 27] for the theory of primal hybrid methods. Here, we recall the main ideas by following the presentation in [23]. We also restrict ourselves to only two partitions of the domain; however – as we shall see in Section 3.1 – the method extends to an arbitrary number of partitions.

We are interested in solving a generic PDE described by a second order elliptic operator on an open and bounded domain Ω with homogeneous Dirichlet boundary conditions on $\partial\Omega$. Specifically, we assume that $a(\varphi, \psi)$ for $\varphi, \psi \in H^1(\Omega)$ is the bilinear form corresponding to the elliptic operator and f is a given forcing term; we consider problems whose weak formulation can be written as:

(W1) given $f \in H^{-1}(\Omega)$, find $u \in H_{\partial\Omega}^1(\Omega)$, such that

$$a(u, v) = \langle f, v \rangle \quad \forall v \in H_{\partial\Omega}^1(\Omega). \quad (1)$$

In the sequel, we will often use the Poisson problem with homogeneous boundary conditions

$$\begin{aligned} -\Delta u &= f & \text{in } \Omega, \\ u &= 0 & \text{on } \partial\Omega, \end{aligned} \quad (2)$$

as representative of this class of problems. In this specific case, $a(\varphi, \psi) = (\nabla\varphi, \nabla\psi)_\Omega$.

Let us assume that the domain Ω can be partitioned into two non-overlapping open and bounded domains, such that $\Omega = \Omega_1 \cup \Omega_2$ and $\Omega_1 \cap \Omega_2 = \emptyset$; we denote Γ the interface between the two domains, i.e. $\Gamma = \bar{\Omega}_1 \cap \bar{\Omega}_2$. Our goal is to solve, rather than the global problem **W1**, two local and coupled problems defined on the partitions Ω_i , such that the global solution can be constructed by combining the solutions of the local problems. To this end, let us introduce the functional spaces $\mathcal{X}^{(i)} = H_{\partial\Omega \cap \partial\Omega_i}^1(\Omega_i)$ and

$$\mathcal{X} := \{\varphi \in L^2(\Omega) : \varphi|_{\Omega_i} \in \mathcal{X}^{(i)} \text{ for } i = 1, 2\},$$

which is a Hilbert space when endowed with the (broken) norm

$$\|\varphi\|_{\mathcal{X}}^2 := \sum_{i=1}^2 \|\varphi|_{\Omega_i}\|_{H^1(\Omega_i)}^2.$$

The space $H_{\partial\Omega}^1(\Omega)$ is characterized as a subspace of \mathcal{X} under suitable conditions [23] which we will state in the following Lemma and motivate in its proof. We remark that an analogous result is presented in [25].

Proposition 1. [25, cf. Proposition 2.1.1]

$$H_{\partial\Omega}^1(\Omega) \equiv \tilde{\mathcal{V}} := \{\varphi \in \mathcal{X} : \sum_{i=1}^2 \langle \phi \cdot \mathbf{n}_i, \varphi \rangle_{\partial\Omega_i} = 0 \quad \forall \phi \in H(\operatorname{div}; \Omega)\},$$

where \mathbf{n}_i is the outward unit vector normal to $\partial\Omega_i$.

Proof. Firstly, let us recall that for any $\phi \in H^1(\operatorname{div}; \Omega)$ and for $i = 1, 2$, Green's formula gives [25, Lemma 2.1.1]

$$\int_{\Omega_i} (\nabla\varphi \cdot \phi + \varphi \operatorname{div}\phi) \, d\mathbf{x} = \langle \phi \cdot \mathbf{n}_i, \varphi \rangle_{\partial\Omega_i} \quad \forall \varphi \in \mathcal{X}. \quad (3)$$

Eq. (3) implies that, since the left hand side is bounded, the duality of $\phi \cdot \mathbf{n}_i \in H^{-1/2}(\partial\Omega_i)$ on the trace of $\varphi|_{\Omega_i}$ is well-defined.

Clearly $\tilde{\mathcal{V}} \subset H_{\partial\Omega}^1(\Omega)$, because for all $\varphi \in \tilde{\mathcal{V}} \subset L^2(\Omega)$

$$\int_{\Omega} |\nabla\varphi|^2 \, d\mathbf{x} = \sum_{i=1}^2 \int_{\Omega_i} |\nabla\varphi|^2 \, d\mathbf{x} < \infty,$$

and $\varphi = 0$ on $\partial\Omega$ in $H^{1/2}(\partial\Omega)$. Let us show the other inclusion. For every $\varphi \in H_{\partial\Omega}^1(\Omega)$, it holds that $\varphi \in L^2(\Omega)$ and $\varphi|_{\Omega_i} \in \mathcal{X}^{(i)}$ for $i = 1, 2$, which implies that $H_{\partial\Omega}^1(\Omega) \subset \mathcal{X}$. Moreover, by applying Green's formula as in Eq. (3), we find for all $\phi \in H(\operatorname{div}; \Omega)$

$$\sum_{i=1}^2 \langle \phi \cdot \mathbf{n}_i, \varphi \rangle_{\partial\Omega_i} = \sum_{i=1}^2 \int_{\Omega_i} (\nabla\varphi \cdot \phi + \varphi \operatorname{div}\phi) \, d\mathbf{x} = \int_{\Omega} (\nabla\varphi \cdot \phi + \varphi \operatorname{div}\phi) \, d\mathbf{x} = \langle \phi \cdot \mathbf{n}, \varphi \rangle_{\partial\Omega} = 0, \quad (4)$$

where the last equality comes from the fact that φ has null trace on the boundary $\partial\Omega$. Since Eq. (4) shows that $H_{\partial\Omega}^1(\Omega) \subset \tilde{\mathcal{V}}$, it must be $H_{\partial\Omega}^1(\Omega) \equiv \tilde{\mathcal{V}}$. \square

Remark 1. If the PDE is equipped with Dirichlet conditions on $\partial\Omega_D$ and Neumann conditions on $\partial\Omega_N$, the space \mathcal{X} must be defined such that $\varphi|_{\Omega_i}$ belongs to $\mathcal{X}^{(i)}$ for $i = 1, 2$. In this case it is not sufficient to ask that $\phi \in H(\operatorname{div}; \Omega)$ in the definition of \mathcal{V} to have the equivalence between $H_{\partial\Omega}^1(\Omega)$ and \mathcal{V} . In particular, the space $H(\operatorname{div}; \Omega)$ must be restricted to functions ϕ such that $\langle \phi \cdot \mathbf{n}, \varphi \rangle_{\partial\Omega} = 0$ for each $\varphi \in \mathcal{V}$.

The condition $\sum_{i=1}^2 \langle \phi \cdot \mathbf{n}_i, \varphi \rangle_{\partial\Omega_i} = 0$ for each $\phi \in H(\operatorname{div}; \Omega)$ is global, in the sense that it involves the trace of $\varphi|_{\Omega_i}$ on the whole $\partial\Omega_i$, even though it essentially constrains the restrictions of φ to Ω_1 and Ω_2 to have the same trace at the common interface Γ . Unfortunately, splitting the dualities into two parts corresponding to Γ and $\partial\Omega \setminus \Gamma$ is not allowed, as the restrictions of the traces to portions of $\partial\Omega_i$ can lead to unbounded dualities. To overcome this issue, we introduce

$$H_{00}^{1/2}(\Gamma_i) := \{\eta \in H^{1/2}(\Gamma_i) : E_0^{(i)}\eta \in H^{1/2}(\partial\Omega_i)\},$$

with norm

$$\|\eta\|_{H_{00}^{1/2}(\Gamma_i)} := \|E_0^{(i)}\eta\|_{H^{1/2}(\partial\Omega_i)},$$

where $E_0^{(i)}\eta$ is the trivial extension by zero of η to the whole boundary of $\partial\Omega_i$ and $\Gamma_i = \partial\Omega_i \setminus \partial\Omega$. In the following, we will consider $H_{00}^{1/2}(\Gamma) := H_{00}^{1/2}(\Gamma_1) \cap H_{00}^{1/2}(\Gamma_2)$. Let us define the spaces

$$\mathcal{X}_{00} := \{\varphi \in \mathcal{X} : [\varphi]_{\Gamma} \in H_{00}^{1/2}(\Gamma)\},$$

where $[\varphi]_{\Gamma}$ denotes by our convention the difference of the traces of $\varphi|_{\Omega_2}$ and $\varphi|_{\Omega_1}$ on Γ , and

$$\Lambda := H_{00}^{-1/2}(\Gamma), \quad (5)$$

with norm

$$\|\eta\|_{\Lambda} := \|\eta\|_{H_{00}^{-1/2}(\Gamma_1)} + \|\eta\|_{H_{00}^{-1/2}(\Gamma_2)}.$$

Furthermore, we introduce the bilinear form

$$b(\varphi, \xi) := \langle \xi, [\varphi]_{\Gamma} \rangle_{\Lambda}$$

for $\varphi \in \mathcal{X}_{00}$ and $\xi \in \Lambda$. It can be easily verified [23] that another characterization of $H_{\partial\Omega}^1(\Omega)$ analogous to that in Proposition 1 is given by

$$H_{\partial\Omega}^1(\Omega) \equiv \mathcal{V} := \{\varphi \in \mathcal{X}_{00} : b(\varphi, \xi) = 0 \quad \forall \xi \in \Lambda\}. \quad (6)$$

In the sequel, we will use the letter \mathcal{V} to refer to $H_{\partial\Omega}^1(\Omega)$.

We are now ready to state the primal hybrid formulation of the original weak formulation W1. We remark that, whenever applied to functions of \mathcal{X} , the bilinear form $a(\cdot, \cdot)$ is to be intended as the sum of the bilinear forms restricted to the two subdomains.

(W2) given $f \in H^{-1}(\Omega)$, find $u \in \mathcal{X}_{00}$ and $\lambda \in \Lambda$ such that

$$\begin{aligned} a(u, v) + b(v, \lambda) &= \langle f, v \rangle \quad \forall v \in \mathcal{X}_{00}, \\ b(u, \eta) &= 0 \quad \forall \eta \in \Lambda. \end{aligned} \quad (7)$$

Proposition 2. If $u \in \mathcal{V}$ is a solution of W1 and there exists $\lambda \in \Lambda$ such that

$$b(v, \lambda) = \langle f, v \rangle - a(u, v) \quad \forall v \in \mathcal{X}_{00}, \quad (8)$$

then $(u, \lambda) \in \mathcal{X}_{00} \times \Lambda$ is a solution of W2. On the other hand, if $(u, \lambda) \in \mathcal{X}_{00} \times \Lambda$ is a solution of W2, then $u \in \mathcal{V}$ and u is a solution of W1.

Proof. Let $u \in \mathcal{V}$ be a solution of W1, then $u \in \mathcal{X}_{00}$ and the second condition in Eq. (7) is satisfied because of the definition (6). The first condition in Eq. (7) is satisfied when choosing $\lambda \in \Lambda$ such that Eq. (8) is verified. Conversely, if $(u, \lambda) \in \mathcal{X}_{00} \times \Lambda$ is a solution for W2, then $u \in \mathcal{V}$ because of the second condition in Eq. (7). Moreover, for each $v \in \mathcal{V}$, $b(v, \xi) = 0$ for all $\xi \in \Lambda$ and, in particular, for $\xi = \lambda$, and the first condition in Eq. (7) becomes Eq. (1). \square

Remark 2. If we consider the Poisson equation (2), then Eq. (8) is verified by taking $\phi = -\nabla u$ and by choosing $\lambda \in \Lambda$ such that $\phi \cdot \mathbf{n}_1 = \lambda$, \mathbf{n}_1 being the outward unit vector normal to $\partial\Omega_1$. Indeed, by using integration by parts we find for all $v \in \mathcal{X}_{00}$

$$\begin{aligned} b(v, \lambda) &= \langle \phi \cdot \mathbf{n}_1, [v]_{\Gamma} \rangle_{\Lambda} = - \sum_{i=1}^2 \int_{\Gamma} \nabla u \cdot \mathbf{n}_i v \, ds \\ &= \sum_{i=1}^2 \left(\int_{\Omega_i} f v \, dx - \int_{\Omega_i} \nabla u \cdot \nabla v \, dx \right) = \langle f, v \rangle - a(u, v), \end{aligned}$$

where we used the fact that $\mathbf{n}_1 = -\mathbf{n}_2$. Note that, if we defined the jump across the interface of a function $\varphi \in \mathcal{X}_{00}$ as the difference of the traces on Γ of $\varphi|_{\Omega_1}$ and $\varphi|_{\Omega_2}$, then $\phi \cdot \mathbf{n}_2 = \lambda$. Hence, the Lagrange multiplier in Eq. (7) plays the role of the normal derivative of u at the interface Γ [28], with the direction of the normal at the interface being determined by the definition of the jump.

3. Discretization of the primal hybrid formulation

We now consider the discretization of the weak formulation W2. We take two arbitrary finite dimensional functional spaces $\mathcal{X}^{h,(1)} \subset \mathcal{X}^{(1)}$ and $\mathcal{X}^{h,(2)} \subset \mathcal{X}^{(2)}$ spanned by two sets of basis functions $\varphi_i^{(1)} \in \mathcal{X}^{(1)}$ (with $i = 1, \dots, n_{\text{bf}}^{(1)}$) and $\varphi_i^{(2)} \in \mathcal{X}^{(2)}$ (with $i = 1, \dots, n_{\text{bf}}^{(2)}$) respectively. We assume that functions in $\mathcal{X}^{h,(1)}$ and $\mathcal{X}^{h,(2)}$ can be trivially extended by zero in the other domain and that such extension belong to \mathcal{X}_{00} . The discrete version of the global space \mathcal{X}_{00} is consequently obtained by considering the space $\mathcal{X}^h \subset \mathcal{X}_{00}$ of dimension $\dim(\mathcal{X}^h) = n_{\text{bf}} = n_{\text{bf}}^{(1)} + n_{\text{bf}}^{(2)}$ and spanned by the basis functions

$$\{\varphi_i\}_{i=1}^{n_{\text{bf}}} = \{\varphi_i^{(1)}\}_{i=1}^{n_{\text{bf}}^{(1)}} \cup \{\varphi_i^{(2)}\}_{i=1}^{n_{\text{bf}}^{(2)}}.$$

The solution can be then approximated as $u \approx u^h = \sum_{i=1}^{n_{\text{bf}}} u_i \varphi_i$. In the numerical applications in Section 6, we will consider standard finite element Lagrangian basis functions built over suitable triangulations $\mathcal{T}^{h,(1)}$ and $\mathcal{T}^{h,(2)}$ of Ω_1 and Ω_2 respectively for the discretization of $\mathcal{X}^{(1)}$ and $\mathcal{X}^{(2)}$; we will always assume that such triangulations meet standard regularity requirements [20], but we do not require the conformity of

the global mesh $\mathcal{T}^h = \mathcal{T}^{h,(1)} \cup \mathcal{T}^{h,(2)}$. We define conforming meshes those meshes for which the intersection of two elements is either null, a vertex or a whole edge; in non-conforming meshes, on the contrary, two elements can also share portions of their edges. The discretization parameter h is generic and defines a family of discretized spaces; when using finite elements, for example, h refers to the maximum edge length of an element – often called mesh size – in the triangulations of Ω_1 and Ω_2 . More generally, h could be also considered a characteristic of the single subdomain, since – as we already mentioned – the discretizations in Ω_1 and Ω_2 are independent one of the other and could be obtained from different discretization methods (e.g. finite elements for Ω_1 and isogeometric analysis for Ω_2).

Our proposition is to discretize Λ as Λ^δ by using a set of basis functions $\xi_i \in \Lambda$, such that $\lambda \in \Lambda$ is approximated as $\lambda \approx \lambda^\delta = \sum_{i=1}^{n_\Gamma} \lambda_i \xi_i$. We remark that we characterize the refinement levels for $\mathcal{X}^{h,(1)}$, $\mathcal{X}^{h,(2)}$ and Λ^δ with different discretization parameters h and δ : this is to indicate that the discretization of Λ is indeed independent of the discretization on Ω_1 and Ω_2 . For instance, in the two-dimensional case, a suitable choice would consist of choosing as ξ_i the basis functions associated to the low-frequencies of the Fourier basis defined on the common interface Γ , and the accuracy of the discretization of Λ^δ can be increased independently of h by adding Fourier basis functions to the set ξ_i . In the numerical simulations of Section 6 we will follow this approach. Alternative possibilities for the discretization of the Lagrange multiplier space include other spectral basis functions, such as e.g. Legendre or Chebyshev polynomials.

The discrete space for the approximation of \mathcal{V} is then defined as

$$\mathcal{V}^{h,\delta} := \{\varphi^h \in \mathcal{X}^h : b(\varphi^h, \xi^\delta) = 0 \quad \forall \xi^\delta \in \Lambda^\delta\},$$

Remark 3. $\mathcal{V}^{h,\delta}$ is not a subspace of \mathcal{V} . As a matter of fact, if Λ^δ is not equal to Λ , then there may exist $\xi \in \Lambda$, $\xi \notin \Lambda^\delta$ such that $b(\varphi^h, \xi) \neq 0$ for some $\varphi^h \in \mathcal{V}^{h,\delta}$, and therefore $\varphi^h \notin \mathcal{V}$. If we replaced \mathcal{V} by $\mathcal{V}^{h,\delta}$ in **W1**, we would obtain a *non-conforming method*, i.e. a numerical method in which the discretized search space is not contained into the continuous search space. The generalized version of Cea's lemma for this family of methods is Strang's second lemma [29], which states that the solution u^h of the discretized version of **W1** satisfies

$$\|u - u^h\|_{\mathcal{V}^{h,\delta}} \leq C \left(\inf_{v^h \in \mathcal{V}^{h,\delta}} \|u - v^h\|_{\mathcal{V}^{h,\delta}} + \sup_{w^h \in \mathcal{V}^{h,\delta}} \frac{|a(u, w^h) - \langle f, w^h \rangle|}{\|w^h\|_{\mathcal{V}^{h,\delta}}} \right), \quad (9)$$

where $C > 0$ and $\|\cdot\|_{\mathcal{V}^{h,\delta}}$ is a norm for $\mathcal{V}^{h,\delta}$. Note that the consistency error – i.e. the second term of the right hand side in Eq. (9) – is identically zero for each $w^h \in \mathcal{V}^{h,\delta}$ if $\mathcal{V}^{h,\delta} \subset V$ because u is a solution of **W1**.

The discretization of **W2** is simply obtained by replacing the continuous functional spaces with their discrete counterparts, namely:

(W3) given $f \in H^{-1}(\Omega)$, find $u^h \in \mathcal{X}^h$ and $\lambda^\delta \in \Lambda^\delta$ such that

$$\begin{aligned} a(u^h, v^h) + b(v^h, \lambda^\delta) &= \langle f, v^h \rangle \quad \forall v^h \in \mathcal{X}^h, \\ b(u^h, \eta^\delta) &= 0 \quad \forall \eta^\delta \in \Lambda^\delta. \end{aligned} \quad (10)$$

By expanding u^h and λ^δ on their respective bases, Eq. (10) can be rewritten in system form as

$$\begin{bmatrix} A & B^T \\ B & 0 \end{bmatrix} \begin{bmatrix} \mathbf{u} \\ \boldsymbol{\lambda} \end{bmatrix} = \begin{bmatrix} \mathbf{f} \\ \mathbf{0} \end{bmatrix}, \quad (11)$$

where $A_{ij} = a(\varphi_j, \varphi_i)$, $B_{ij} = b(\varphi_j, \xi_i)$, $\mathbf{u}_i = u_i$, $\boldsymbol{\lambda} = \lambda_i$ and $\mathbf{f}_i = \langle f, \varphi_i \rangle$. By arranging the basis functions φ_n and the degrees of freedom such that all the basis functions corresponding to Ω_1 come before those of Ω_2 , system (11) can be written as

$$\begin{bmatrix} A_1 & 0 & -B_1^T \\ 0 & A_2 & B_2^T \\ -B_1 & B_2 & 0 \end{bmatrix} \begin{bmatrix} \mathbf{u}_1 \\ \mathbf{u}_2 \\ \boldsymbol{\lambda} \end{bmatrix} = \begin{bmatrix} \mathbf{f}_1 \\ \mathbf{f}_2 \\ \mathbf{0} \end{bmatrix},$$

where $(B_1)_{ij} = \int_\Gamma \varphi_j^{(1)} \xi_i \, ds$ and $(B_2)_{ij} = \int_\Gamma \varphi_j^{(2)} \xi_i \, ds$ are coupling matrices. Clearly, B_1 and B_2 are likely to be sparse, as only the basis functions $\varphi_i^{(1)}$ and $\varphi_i^{(2)}$ not vanishing on Γ lead to non-zero integrals.

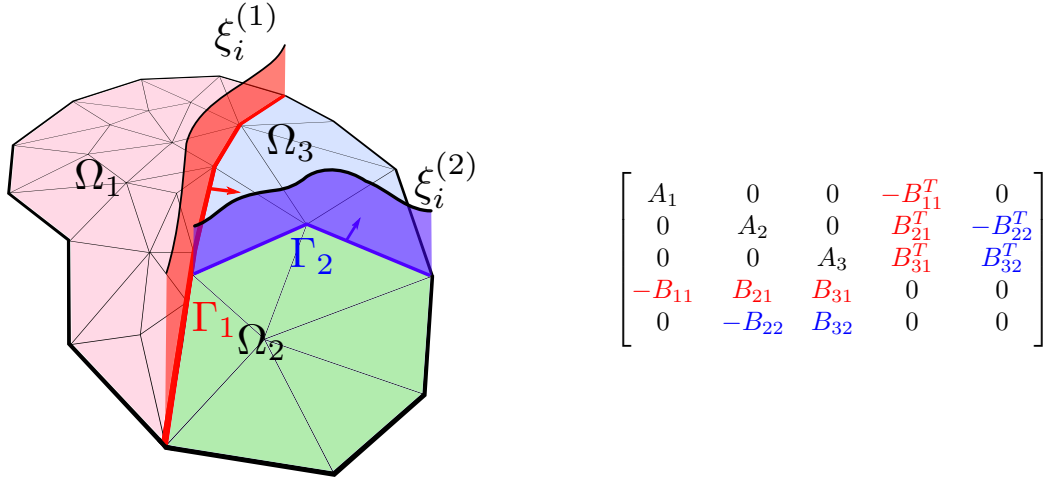


Figure 1: On the left, example of a three-way partition of Ω with two interfaces; each interface corresponds to a Lagrange multiplier space. On the right, corresponding system matrix obtained from the discretization of the spaces.

In this paper, the computation of the coupling matrices is performed by numerically integrating by Gauss quadrature rules [30] the integrals. Let us consider for instance the case of B_1 in the two dimensional case. The triangulation $\mathcal{T}^{h,(1)}$ induces on Γ a partition into $n_{\text{el},\Gamma}^{(1)}$ elements, i.e. $\Gamma = \bigcup_{i=1}^{n_{\text{el},\Gamma}^{(1)}} E_i^{(1)}$. Given a Gauss quadrature rule of order $2q - 1$, the approximation of each term of B_1 is computed as

$$(B_1)_{mn} = \int_{\Gamma} \varphi_n^{(1)} \xi_m \, ds = \sum_{i=1}^{n_{\text{el},\Gamma}^{(1)}} \int_{\Gamma} \varphi_n^{(1)} \xi_m \, ds \approx \sum_{i=1}^{n_{\text{el},\Gamma}^{(1)}} \sum_{j=1}^q |\det(J_i)| \varphi_n^{(1)}(\phi_i(\mathbf{x}_j^{\text{gq}})) \xi_m(\phi_i(\mathbf{x}_j^{\text{gq}})) \omega_j, \quad (12)$$

where $\det(J_i)$ is the determinant of the Jacobian of the map $\phi_i : E_i^{(1)} \rightarrow (-1, 1)$ from $E_i^{(1)}$ to the reference interval $(-1, 1)$, \mathbf{x}_j^{gq} is the j^{th} Gauss quadrature node in $(-1, 1)$ and ω_j is the associated weight. As it is evident from Eq. (12), in order to compute the approximation of B_1 it is sufficient to being able to evaluate the product $\varphi_n^{(1)}(\phi_i(\mathbf{x}_j^{\text{gq}})) \xi_m(\phi_i(\mathbf{x}_j^{\text{gq}}))$ at each quadrature node.

3.1. Generalization to multiple subdomains

In the previous sections we decided to limit ourselves to the case where the domain of the PDE is partitioned into two subdomains. This choice is motivated mainly by the fact that considering the generic case of multiple subdomains leads necessarily to complexity in the notation. We refer the reader to the already mentioned references [23, 27] for examples of how the functional spaces we considered in Section 2 could be adapted to the case of multiple subdomains. One aspect that differentiates our approach from other methods (such as the mortar method) is that, in the discretization process, our method requires to define a set of basis functions for the Lagrange multiplier space of each interface. These bases can be chosen independently one from the other.

As an example, Fig. 1 (left) shows a three-way partition of Ω into three domains with two interfaces. Each of the interfaces Γ_1 and Γ_2 requires the definition of a corresponding space for the Lagrange multipliers. After the discretization, the matrix of the algebraic system can be written as displayed in Fig. 1 (right), where the matrices $(B_{ij})_{mn} = \int_{\Gamma_j} \varphi_n^{(i)} \xi_m^{(j)} \, ds$ discretize the coupling between the i^{th} domain and the j^{th} interface. We remark that the signs of the coupling matrices are determined by the definition of the normals at each interface. Notice that, besides the choice of the orientation of the normals at the interfaces, there is no hierarchy among the subdomains.

4. Relationship with other non-conforming methods

4.1. Relationship with the mortar method

The mortar method can be derived from the same problem written in primal hybrid formulation W2 we considered in Section 2 [28]. Its discretized weak formulation could be rewritten in the form of a saddle-point problem similar to Eq.(7) in which the space of Lagrange multiplier Λ_M^h depends on the discretization of either Ω_1 or Ω_2 ; see [31, 32]. In particular, the classic mortar method requires assigning

to Ω_1 or to Ω_2 the role of master and slave domains. The basis functions of Λ_M^h are chosen as the trace of the basis functions defined over the triangulation of the slave domain which do not vanish on Γ ; the polynomial order of the basis functions on the extrema of Γ is usually decreased by one.

With respect to the mortar method, we believe that the main advantages of our approach are the following

1. the accuracy of the coupling can be increased or decreased by varying the number of Lagrange multipliers at the interfaces independently of the discretization in the subdomains;
2. the solution is independent of the partition of the subdomains into master and slaves;
3. the computation of the coupling matrices does not require projections between meshes, which makes the implementation of the method easier.

One drawback of our method is that the Lagrange multiplier space has to be rich enough to provide the necessary accuracy, but coarse enough to satisfy the inf-sup condition as described in Section 5.

4.2. Relationship with INTERNODES

The INTERNODES (INTERpolation for NONconforming DEcompositionS) method [15, 16] is based on an interpolation approach, rather than the L^2 -projection approach which characterizes the mortar method. Given each interface, the two adjacent subdomains are given the role of master and slave domains. Similarly to the mortar method, the traces of the (finite element or spectral element) basis functions defined over the meshes of the master and slave domains are used to enforce the continuity of the solution and the normal stresses. More precisely, two interpolation operators – or intergrid operators – are defined: the interpolation operator from the master to the slave domain is used to ensure the continuity of the solution, while the interpolation operator from the slave to the master domain enforces the continuity of the normal fluxes. INTERNODES has been proven to retain the optimal convergence properties of the mortar method. For more information about the method and its analysis, we refer the reader to [33].

Being INTERNODES closely related to the mortar method, compared to the former our approach offers the same advantages we presented in Section 4.1 except for 3. Indeed, INTERNODES has the big advantage of being simple to implement and allowing for small geometric non-conformity. We believe that our method is as simple to implement as INTERNODES and that it can be extended to non-conforming geometries with the help of localized Rescaled Radial Basis Interpolation [16, 34]. One complexity of INTERNODES comes from the special treatment of integrals at the intersection of the interface Γ with portions of the boundary where non-homogeneous Neumann conditions are imposed. The method proposed here does not need such special treatment.

4.3. Relationship with the three-field method

The three-field method was originally proposed in [17] and analyzed in [35]. Compared to the mortar method, it has had significantly less impact on the domain decomposition community.

The multidomain extension of the weak formulation **W1** by the three fields method reads [7]:

(W4) for $i = 1, 2$, find $u^{(i)} \in \mathcal{X}^{(i)}$, $\sigma^{(i)} \in H^{-1/2}(\Gamma)$ and $\psi \in H^{1/2}(\Gamma)$ such that

$$\begin{aligned}
a(u^{(1)}, v^{(1)}) - \langle \sigma^{(1)}, v^{(1)} \rangle_{H^{-1/2}(\Gamma)} &= \langle f, v^{(1)} \rangle & \forall v^{(1)} \in \mathcal{X}^{(1)}, \\
\langle \eta^{(1)}, \psi - u^{(1)} \rangle_{H^{-1/2}(\Gamma)} &= 0 & \forall \eta^{(1)} \in H^{-1/2}(\Gamma), \\
\langle \sigma^{(1)} + \sigma^{(2)}, \rho \rangle_{H^{-1/2}(\Gamma)} &= 0 & \forall \rho \in H^{1/2}(\Gamma), \\
\langle \eta^{(2)}, \psi - u^{(2)} \rangle_{H^{-1/2}(\Gamma)} &= 0 & \forall \eta^{(2)} \in H^{-1/2}(\Gamma), \\
a(u^{(2)}, v^{(2)}) - \langle \sigma^{(2)}, v^{(2)} \rangle_{H^{-1/2}(\Gamma)} &= \langle f, v^{(2)} \rangle & \forall v^{(2)} \in \mathcal{X}^{(2)}.
\end{aligned} \tag{13}$$

It can be proven ([7, Proposition 1.7.1]) that if u is the solution of **W1** and $u^{(i)}$, $\sigma^{(i)}$, ψ are solutions of **W4**, then $u^{(i)} = u|_{\Omega_i}$, $\sigma^{(i)} = (\nabla_L u \cdot \mathbf{n}_i)_\Gamma$ (where $\nabla_L u \cdot \mathbf{n}_i$ indicates the conormal derivative of u with respect to the normal vector \mathbf{n}_i), and $\psi = u|_\Gamma$.

The weak formulation **W2** we derived in Section 2 can be interpreted as a particular case of **W4**. Indeed, let us firstly restrict the space $H^{1/2}(\Gamma)$ to its embedded subset $H_{00}^{1/2}(\Gamma)$ and let us consider the particular case in which $\lambda = \sigma^{(1)} = -\sigma^{(2)} \in \Lambda = H_{00}^{-1/2}(\Gamma)$: then, the third equation in Eq. (13)

is automatically satisfied for all choices of $\rho \in H_{00}^{1/2}(\Gamma)$. Moreover, subtracting the second and fourth equations evaluated at the same $\eta^{(1)} = \eta^{(2)} = \eta \in \Lambda$ yields

$$\langle \eta, \psi - u^{(1)} \rangle_\Lambda - \langle \eta, \psi - u^{(2)} \rangle_\Lambda = \langle \eta, u^{(2)} - u^{(1)} \rangle_\Lambda. \quad (14)$$

Obviously, this duality is well defined only if $u^{(2)} - u^{(1)}$ belongs to $H_{00}^{1/2}(\Gamma)$. We, therefore, set $u \in \mathcal{X}_{00}$ such that $u^{(1)} = u|_{\Omega_1}$ and $u^{(2)} = u|_{\Omega_2}$; Eq. (14) can be then rewritten as $b(u, \eta) = 0$ for all $\eta \in \Lambda$, i.e. the second equation in Eq. (7). The first equation in Eq. (7) is found by adding the first and last equations in (13) tested for all $v \in \mathcal{X}_{00}$ such that $v^{(1)} = v|_{\Omega_1}$, $v^{(2)} = v|_{\Omega_2}$; observe that also in this case it is necessary to restrict the search space for v to \mathcal{X}_{00} , in order to ensure the well-posedness of $b(v, \lambda) = \langle \lambda, v^{(2)} - v^{(1)} \rangle_\Lambda$.

Although W2 and W4 are equivalent, their discretizations are not. Indeed, in the three-field method, it is necessary to define the discretizations of the variational spaces of $\sigma^{(1)}$, $\sigma^{(2)}$ and ψ . In contrast, when discretizing W2, the third equation of W4 is not approximated but solved exactly and the second and fourth are merged into a single equation. As we have shown, setting $\sigma^{(1)} = -\sigma^{(2)}$ is efficient because it allows to automatically satisfy the third equation in Eq. (13), thus reducing the number of variables. Our approach limits to one the number of spaces to be discretized for each interface, thus allowing better control of the stability of the method.

5. Inf-sup condition of the discretized problem

Problems W2 and W3 are saddle-point problems [21]. As such, their well-posedness depends on the Ladyschenskaja-Babuška-Brezzi inf-sup condition [36], which sets the requirements for the uniqueness of the solution as well as the stability of the sequence of problems depending on the discretization parameters (e.g. the mesh size h or the number of basis functions on the interface n_Γ). We refer the reader to [36] and [37] for a comprehensive description of the inf-sup condition from the functional and algebraic point of view respectively. In this section, we specifically address the well-posedness of W3, and we limit ourselves to recall that if the space Λ is characterized as in (5), the continuous problem W2 has a unique solution [23].

Before stating the main stability result for W3, we recall that we characterize $a(\cdot, \cdot)$ and $b(\cdot, \cdot)$ as continuous if there exist $\kappa_a > 0$ and $\kappa_b > 0$ such that $a(\varphi, \psi) \leq \kappa_a \|\varphi\|_{\mathcal{X}} \|\psi\|_{\mathcal{X}}$ for every $\varphi, \psi \in \mathcal{X}$ and $b(\varphi, \xi) \leq \kappa_b \|\varphi\|_{\mathcal{X}} \|\xi\|_\Lambda$ for every $\varphi \in \mathcal{X}$, $\xi \in \Lambda$.

The following theorem prescribes the conditions for the well-posedness of W3.

Theorem 1. [37, Theorem 3.2] *Assume that $a(\cdot, \cdot)$ and $b(\cdot, \cdot)$ are continuous with constants $\kappa_a > 0$ and $\kappa_b > 0$, and that there exist $\alpha > 0$ and $\beta > 0$ such that \mathcal{X}^h , $\mathcal{V}^{h,\delta}$ and Λ^δ satisfy the conditions*

$$\begin{aligned} \inf_{v^h \in \mathcal{V}^{h,\delta}} \frac{a(v^h, v^h)}{\|v^h\|_{\mathcal{X}}^2} &\geq \alpha, \\ \inf_{\eta^\delta \in \Lambda^\delta} \sup_{v^h \in \mathcal{X}^h} \frac{b(v^h, \eta^\delta)}{\|v^h\|_{\mathcal{X}} \|\eta^\delta\|_\Lambda} &\geq \beta. \end{aligned} \quad (15)$$

Then W3 has a unique solution. Moreover, there exists a constant $C \geq 0$, depending only on κ_a , κ_b , α and β , such that

$$\|u - u^h\|_{\mathcal{X}} + \|\lambda - \lambda^\delta\|_\Lambda \leq C \left(\inf_{v^h \in \mathcal{X}^h} \|u - v^h\|_{\mathcal{X}} + \inf_{\eta^\delta \in \Lambda^\delta} \|\lambda - \eta^\delta\|_\Lambda \right), \quad (16)$$

where (u, λ) is the solution of W2.

5.1. Numerical computation of the inf-sup constant

The inf-sup condition (15) is satisfied whenever Λ^δ is sufficiently “small” compared to \mathcal{X}^h . In the applications in Section 6 we ensure that β exists by numerically computing an approximation $\tilde{\beta}$ with the approach presented in [38], which we briefly summarize here. Let us suppose that $X_{\mathcal{X}} \in \mathbb{R}^{(n^{(1)}+n^{(2)}) \times (n^{(1)}+n^{(2)})}$ and $X_\Lambda \in \mathbb{R}^{n_\Gamma \times n_\Gamma}$ are norm matrices such that $\|v^h\|_{\mathcal{X}}^2 = (X_{\mathcal{X}} \mathbf{v}, \mathbf{v})$ and $\|\eta^\delta\|_\Lambda^2 = (X_\Lambda \boldsymbol{\eta}, \boldsymbol{\eta})$ for every $v \in \mathcal{X}^h$ and every $\eta \in \Lambda^\delta$. In the previous expressions, we denoted (\cdot, \cdot) the standard scalar product in

\mathbb{R}^m ($m = n^{(1)} + n^{(2)}$ or $m = n_\Gamma$) and \mathbf{v} and $\boldsymbol{\eta}$ the vectors of degrees of freedom of v^h and η^δ . Then, we have

$$\begin{aligned}\tilde{\beta} &= \inf_{\eta^\delta \in \Lambda^\delta} \sup_{v^h \in \mathcal{X}^h} \frac{b(v^h, \eta^\delta)}{\|v^h\|_{\mathcal{X}} \|\eta^\delta\|_{\Lambda}} = \inf_{\boldsymbol{\eta} \neq \mathbf{0}} \sup_{\mathbf{v} \neq \mathbf{0}} \frac{(B\mathbf{v}, \boldsymbol{\eta})}{(X_{\mathcal{X}}\mathbf{v}, \mathbf{v})^{1/2} (X_{\Lambda}\boldsymbol{\eta}, \boldsymbol{\eta})^{1/2}} \\ &= \inf_{\boldsymbol{\eta} \neq \mathbf{0}} \frac{1}{(X_{\Lambda}\boldsymbol{\eta}, \boldsymbol{\eta})^{1/2}} \sup_{\mathbf{w} = X_{\mathcal{X}}^{-1/2}\mathbf{v} \neq \mathbf{0}} \frac{(\mathbf{w}, X_{\mathcal{X}}^{-1/2} B^T \boldsymbol{\eta})}{(\mathbf{w}, \mathbf{w})^{1/2}} \\ &= \inf_{\boldsymbol{\eta} \neq \mathbf{0}} \frac{(X_{\mathcal{X}}^{-1/2} B^T \boldsymbol{\eta}, X_{\mathcal{X}}^{-1/2} B^T \boldsymbol{\eta})^{1/2}}{(X_{\Lambda}\boldsymbol{\eta}, \boldsymbol{\eta})^{1/2}} = \inf_{\boldsymbol{\eta} \neq \mathbf{0}} \frac{(B X_{\mathcal{X}}^{-1} B^T \boldsymbol{\eta}, \boldsymbol{\eta})^{1/2}}{(X_{\Lambda}\boldsymbol{\eta}, \boldsymbol{\eta})^{1/2}}.\end{aligned}$$

Introducing now the following generalized eigenvalue problem

$$\begin{bmatrix} X_{\mathcal{X}} & B^T \\ B & 0 \end{bmatrix} \begin{bmatrix} \mathbf{v} \\ \boldsymbol{\eta} \end{bmatrix} = -\sigma \begin{bmatrix} 0 & 0 \\ 0 & X_{\Lambda} \end{bmatrix} \begin{bmatrix} \mathbf{v} \\ \boldsymbol{\eta} \end{bmatrix}, \quad (17)$$

and recognizing that we have

$$B X_{\mathcal{X}}^{-1} B^T \boldsymbol{\eta} = \sigma X_{\Lambda} \boldsymbol{\eta} \quad \Rightarrow \quad \sigma = \frac{(B X_{\mathcal{X}}^{-1} B^T \boldsymbol{\eta}, \boldsymbol{\eta})}{(X_{\Lambda} \boldsymbol{\eta}, \boldsymbol{\eta})}, \quad (18)$$

we conclude that $\tilde{\beta}$ can be computed as the square root of the minimum eigenvalue of Eq. (17), i.e. $\tilde{\beta} = \sqrt{\sigma_{\min}}$. For an application of this strategy, we refer the reader to the results presented in Fig. 5.

5.2. Convergence result for saddle-point problems

We close this Section by focusing on the convergence of problem W3. The following theorem gives a sharper bound than Eq. (16) to the estimate of the approximation error.

Theorem 2. [21, Theorem 16.6] *Let the assumptions of Theorem 1 be satisfied. Then the solution (u, λ) of W2 and the solution (u^h, λ^δ) of W3 satisfy the following error estimates*

$$\begin{aligned}\|u - u^h\|_{\mathcal{X}} &\leq \left(1 + \frac{\kappa_a}{\alpha}\right) \inf_{v_*^h \in \mathcal{V}^{h,\delta}} \|u - v_*^h\|_{\mathcal{X}} + \frac{\kappa_b}{\alpha} \inf_{\eta^\delta \in \Lambda^\delta} \|\lambda - \eta^\delta\|_{\Lambda}, \\ \|\lambda - \lambda^\delta\|_{\Lambda} &\leq \frac{\kappa_a}{\beta} \left(1 + \frac{\kappa_a}{\alpha}\right) \inf_{v_*^h \in \mathcal{V}^{h,\delta}} \|u - v_*^h\|_{\mathcal{X}} + \left(1 + \frac{\kappa_b}{\beta} + \frac{\kappa_a \kappa_b}{\alpha \beta}\right) \inf_{\eta^\delta \in \Lambda^\delta} \|\lambda - \eta^\delta\|_{\Lambda}.\end{aligned} \quad (19)$$

Moreover, the following error estimate holds

$$\inf_{v_*^h \in \mathcal{V}^{h,\delta}} \|u - v_*^h\|_{\mathcal{X}} \leq \left(1 + \frac{\kappa_b}{\beta}\right) \inf_{v^h \in \mathcal{X}^h} \|u - v^h\|_{\mathcal{X}}. \quad (20)$$

Theorem 2 shows that, whenever the space of Lagrange multipliers is rich enough (namely the second term in Eq. (19) becomes negligible compared the first one), the approximation of u is essentially bounded by the best approximation error on \mathcal{X} . However, this richness may lower the inf-sup constant β and therefore loose the approximation (20). It is therefore important to find the correct balance.

We remark that in Eq. (9) we have that increasing the size of the Lagrange multipliers space is equivalent to lowering the size of $\mathcal{V}^{h,\delta}$ and, consequently, the supremum in its right hand side. The two error estimates in (9) and (19) are therefore two equivalent ways of expressing the fact that, if the continuity over the interface Γ is enforced strongly enough, the error converges to zero as the error due to the spatial discretization in \mathcal{X}^h . As we show in the next section, we are then able to recover the usual convergence orders for u with respect to the mesh size h when using the finite element method.

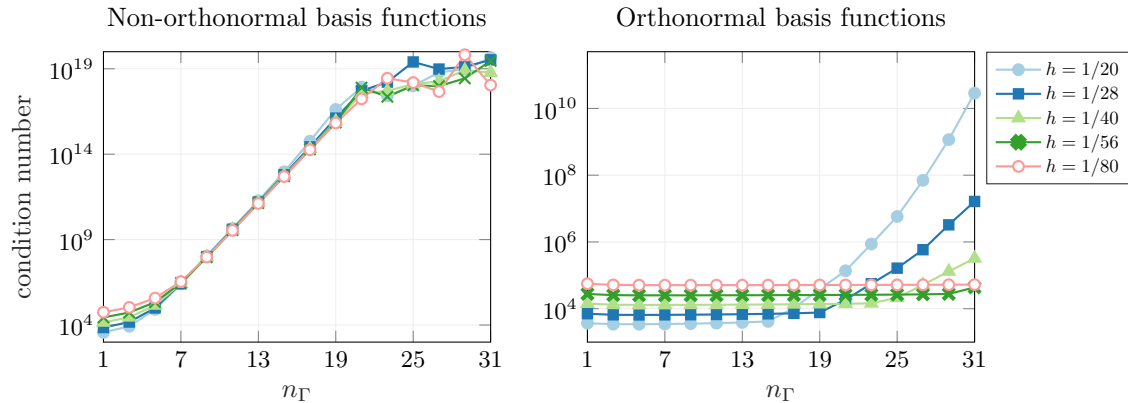


Figure 2: Condition number of the discretized matrix in Eq. (11) for the Poisson problem on two subdomains (see Section 6.2) with conforming meshes vs number of basis functions for the Lagrange multiplier space, with different refinement levels of the (conforming) meshes. On the left, we consider non-orthonormal “half” Fourier basis functions (21), while on the right we consider their orthonormalization.

6. Numerical results

In this section, we focus on the performance of the method presented in Section 2 on two-dimensional problems defined over the unit square. The numerical simulations we present are performed with a set of MATLAB scripts which can be freely downloaded¹.

For all the simulations, we employ standard piecewise polynomial Lagrangian basis functions defined over suitable triangulations in the subdomains. Regarding the choice of basis functions for Λ^δ , we already anticipated in Section 2 that in this paper we investigate the possibility of using low-frequency Fourier basis functions built on the interface Γ .

6.1. Choice of basis functions for the Lagrange multipliers

Given an interface with length L , we consider $\xi_1 = 1$ and, for $i = 1, \dots, n_\omega$

$$\xi_{2i}(s) = \sin(\omega_i \pi s), \quad \xi_{2i+1}(s) = \cos(\omega_i \pi s), \quad (21)$$

where s is the arc length of the interface Γ , $\omega_i = i/L$, and n_ω is the number of considered frequencies; it holds that $n_\Gamma = 2n_\omega + 1$. With this definition, the set $\{\xi_i\}_{i=1}^{n_\Gamma}$ forms an orthogonal basis with respect to the $L^2(0, 2L)$ scalar product. We choose to employ such basis – instead of the standard Fourier basis orthogonal (or orthonormal) with respect to the $L^2(0, L)$ scalar product – because, by considering basis functions with periodicity L , we would impose an unnecessary periodicity constraint, in particular, the equality of the functions in Λ^δ and their derivatives at the extrema of Γ . As a result, we empirically observed that by employing the standard $L^2(0, L)$ orthonormal Fourier basis functions the optimal convergence of the finite element method is retrieved for larger values of n_Γ compared to the choice in Eq. (21). However, utilizing non-orthonormal basis functions (21) has a dramatic influence on the condition number of the resulting linear system, which has exponential growth with the increasing number of basis functions on the interface; see Fig. 2 (left).

In order to retain the convergence order attained by using the Fourier modes in Eq. (21) and, at the same time, control the condition number of the system, we propose an orthonormalization strategy based on the Gram-Schmidt algorithm or, equivalently, on the QR decomposition [39]. Even though the coefficients of the orthonormal basis generated by (21) with these algorithms could be analytically derived, their exact expression quickly becomes complex with n_Γ becoming large. With our approach, we aim at obtaining an approximation of such coefficients relying on a fine sampling of the basis functions on the interval $(0, L)$. We remark that, in addition to allowing to effortlessly compute a large number of orthonormal basis functions, our approach has the advantage to be general enough to be applied to any set of non-orthonormal basis functions.

Let $\{\xi_i\}_{i=1}^{n_\Gamma}$ be the set of non-orthonormal basis functions defined on Γ . Moreover, let $\{x_i\}_{i=1}^{n_s}$ be distinct sample points distributed over the interval $(0, L)$, where L still denotes the length of the interface.

¹https://github.com/lucapegolotti/coupling_scripts

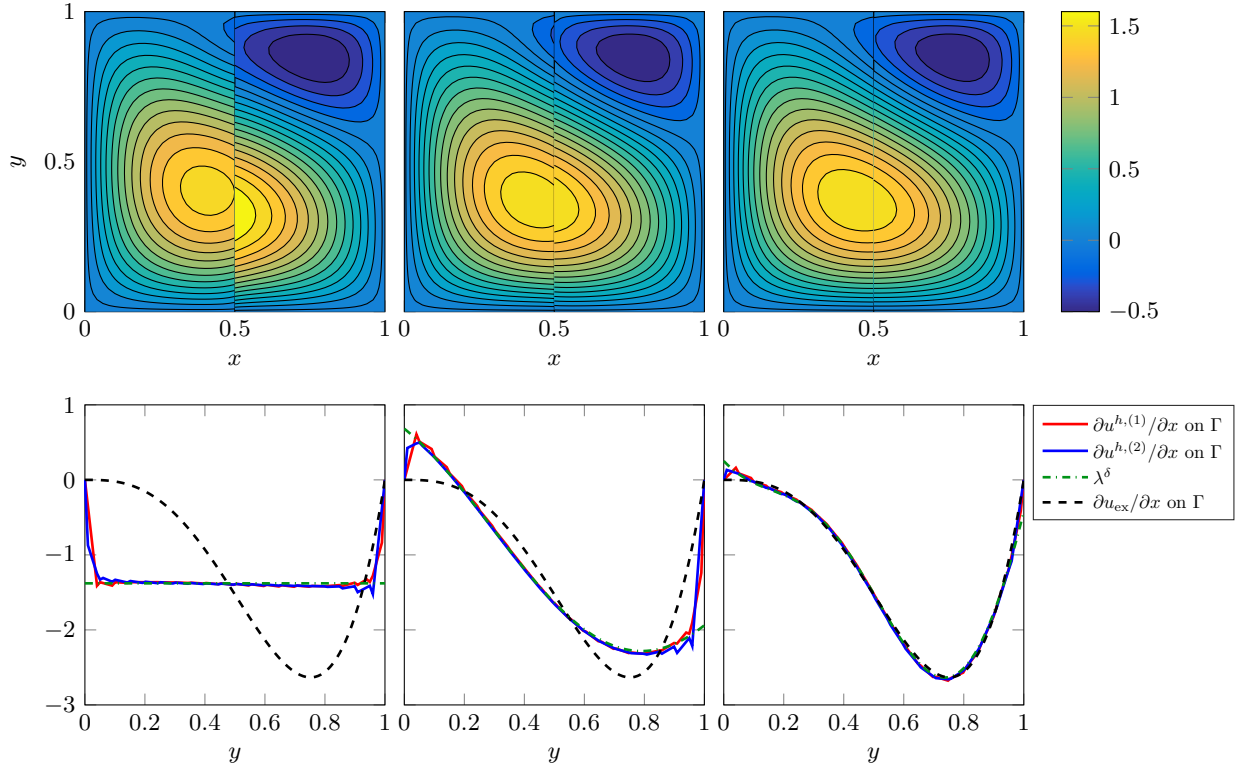


Figure 3: Contour lines of the solution (top row) and derivative of the solution at the interface Γ (bottom row) when $n_\Gamma = 1$ (left column), $n_\Gamma = 3$ Fourier modes (middle column) and $n_\Gamma = 5$ Fourier modes (right column) are used to characterize the space Λ^δ . The red and blue solid lines in the bottom plots represent the partial derivatives with respect to x – computed at the interface Γ – of the numerical solutions in Ω_1 and Ω_2 respectively. The dash-dot green line is computed by reconstructing λ^δ as a linear combination of the Fourier basis functions, i.e. $\lambda^\delta = \sum_{i=1}^{n_\Gamma} \lambda_i \xi_i$. The results are obtained on a mesh conforming at the interface, with quadratic Lagrangian polynomials on both domains and with mesh size $h = 1/20$.

We now introduce the functions $\{\kappa_i\}_{i=1}^{n_s}$, which we identify with the set of standard Lagrangian piecewise linear basis functions centered on each sample point x_i , and the associated mass matrix $M_{ij} = \int_\Gamma \kappa_i \kappa_j \, dx$. Let $V = [\mathbf{v}_1, \mathbf{v}_2, \dots, \mathbf{v}_{n_\Gamma}] \in \mathbb{R}^{n_s \times n_\Gamma}$ be the matrix of the evaluations of the basis functions on the sample points, namely $V_{ij} = \xi_j(x_i)$. We remark that, for each $i = 1, 2, \dots, n_\Gamma$, we have $\|\xi_i\|_{L^2(0,L)}^2 \approx \mathbf{v}_i^T M \mathbf{v}_i$. Since M is a positive-definite matrix, it admits a unique Cholesky decomposition and there exists $C \in \mathbb{R}^{n_s \times n_s}$ such that $C^T C = M$. Let us now consider the unit matrix $Q \in \mathbb{R}^{n_s \times n_\Gamma}$ and the upper triangular matrix $R \in \mathbb{R}^{n_\Gamma \times n_\Gamma}$ such that the truncated QR decomposition of CV reads

$$CV = QR.$$

By construction, we have

$$(C^{-1}Q)^T M C^{-1}Q = Q^T C^{-T} C^T C C^{-1}Q = I,$$

thus, the columns of $C^{-1}Q$ represent evaluations at the sample points of functions orthonormal on $(0, L)$ with respect to the L^2 product. The matrix R performs the change of variable from the frame of reference of the new orthonormal basis functions to the frame of reference of the non-orthonormal basis functions. If the sampling is sufficiently fine, we speculate that the elements of the matrix R^{-1} will approximate the coefficients which are computed by applying the Gram-Schmidt algorithm to the continuous non-orthonormal basis functions $\{\xi_i\}_{i=1}^{n_\Gamma}$ and, in particular, that

$$\xi_i^{\text{GS}} = \sum_{j=1}^{n_\Gamma} \xi_j R_{ji}^{-1}. \quad (22)$$

From a practical perspective, the matrix R^{-1} is suitable to compute the coupling matrix B^{GS} with respect to the orthonormal Fourier basis functions, knowing the coupling matrix computed without

orthonormalization B . Indeed, we have

$$B_{ij}^{\text{GS}} = \int_{\Gamma} \xi_i^{\text{GS}} \varphi_j \, ds = \sum_{k=1}^{n_{\Gamma}} \left(\int_{\Gamma} \xi_k \varphi_j \, ds \right) R_{ki}^{-1} = \sum_{k=1}^{n_{\Gamma}} B_{kj} R_{ki}^{-1},$$

or equivalently $B_{ij}^{\text{GS}} = R^{-T} B$. Therefore, the condition number of the system can be controlled by multiplying the coupling matrices B by the matrix R^{-1} ; observe that, being R an upper triangular matrix, the application of its inverse is performed with negligible cost. The matrix R^{-1} depends only on the choice of the non-orthonormal basis functions and can be then computed a priori. We remark that, with this approach, the orthonormal basis functions are never explicitly computed. Moreover, since the discrete space is exactly the same, the approximation properties and the convergence orders are not changed. Fig. 2 (right) shows that, after the orthonormalization of the Fourier basis functions (21) by the algorithm we presented, the system is more stable and the condition number increases with the number of Fourier basis functions n_{Γ} dependently on the refinement level of the mesh h .

6.2. The Poisson problem

Let us consider the global Poisson problem (2) on the domain $\Omega = (0, 1)^2$, where we take f such that $u_{\text{ex}} = 100xy(1-x)(1-y)\sin(1/3 - xy^2)$ is the exact solution. We divide Ω into $\Omega_1 = (0, 0.5) \times (0, 1)$ and $\Omega_2 = (0.5, 1) \times (0, 1)$.

We numerically solve the problem on Ω_1 and Ω_2 by employing structured triangular conforming and non-conforming meshes with varying mesh size h . The conforming meshes are obtained by subdividing the domain in the x - and y -direction in the same number of elements. On the other hand, the non-conforming meshes are built by taking in the y -direction of Ω_2 $N + 1$ elements, N being the number of elements in the y -direction in Ω_1 as well as the total number of elements in the x -direction.

Fig. 3 shows how the solutions on Ω_1 and Ω_2 obtained with a conforming mesh with $N = 20$ elements in each direction change with respect to the number of basis functions on the interface. The results are obtained with quadratic Lagrangian polynomials in both subdomains. From the contour lines plots in the top row, it appears that the two solutions match quite accurately at the interface with 5 Fourier basis functions ($n_{\omega} = 2$). In the second row of Fig. 3, we plot the approximation by finite differences of the derivative of the solution with respect to x in the two domains, which is equal to the normal derivative of $u^{h,(1)}$ and to the opposite of the normal derivative on $u^{h,(2)}$ on Γ respectively. Observe that, as we already highlighted in Remark 2, the Lagrange multiplier λ^{δ} takes the role of the normal derivative of u^h on Γ .

Let us address the convergence of the global solution to the exact one with respect both to the mesh size h and the number of basis functions on the interface n_{Γ} . To this end, we consider meshes with total number of elements in the x -direction $N = 20, 28, 40, 56, 80, 114, 160$ and we solve the problems by employing quadratic Lagrangian basis functions in both subdomains. Fig. 4 (top row) depicts the decaying of the error in \mathcal{X} -norm (the broken norm) with respect to h , as well as the convergence of the error obtained by solving the problem on a single mesh of Ω (in black dashed line). When employing both conforming and non-conforming meshes, the error is optimal – in the sense that we recover the theoretical order of convergence h^2 of quadratic finite elements for the H^1 -error – when n_{Γ} is large enough, e.g. $n_{\Gamma} \geq 13$. If n_{Γ} is too small, on the contrary, the solution is unable to converge to the exact solution with h and reaches a stagnation point. We remark that this result is perfectly consistent with Strang’s second lemma (9) and with the stability result in Theorem 2: whenever the space of Lagrange multiplier is rich enough (which is equivalent to requiring that $\mathcal{V}^{h,\delta}$ be a good approximation of \mathcal{V}), the best approximation error of the interpolation is recovered.

Remark 4. In our numerical simulations with non-conforming meshes, we observed that instabilities arise when using coarse meshes and low-order quadrature rules for the computations of the approximate integrals of B_1 and B_2 in Eq. (12). Fig. 4 (bottom row, left) shows that, when using for example 2 Gauss quadrature nodes, the error increases with n_{Γ} when $h = 1/20, 1/28, 1/40$. By increasing the order of the quadrature rule and choosing 4 Gauss quadrature nodes this issue is completely fixed; see Fig. 4 (bottom row, right). The plots in Fig. 4 (right column) are obtained from the same data. We did not encounter stability problems when using conforming meshes, even with low-order quadrature rules.

Fig. 5 shows the variation of the estimate of the inf-sup constant $\tilde{\beta}$ – computed as the square root of the minimum eigenvalue of the generalized eigenvalue problem (17), as described in Section 5.2 – when the number of basis functions on the interface changes; the estimate refers to the simulation of

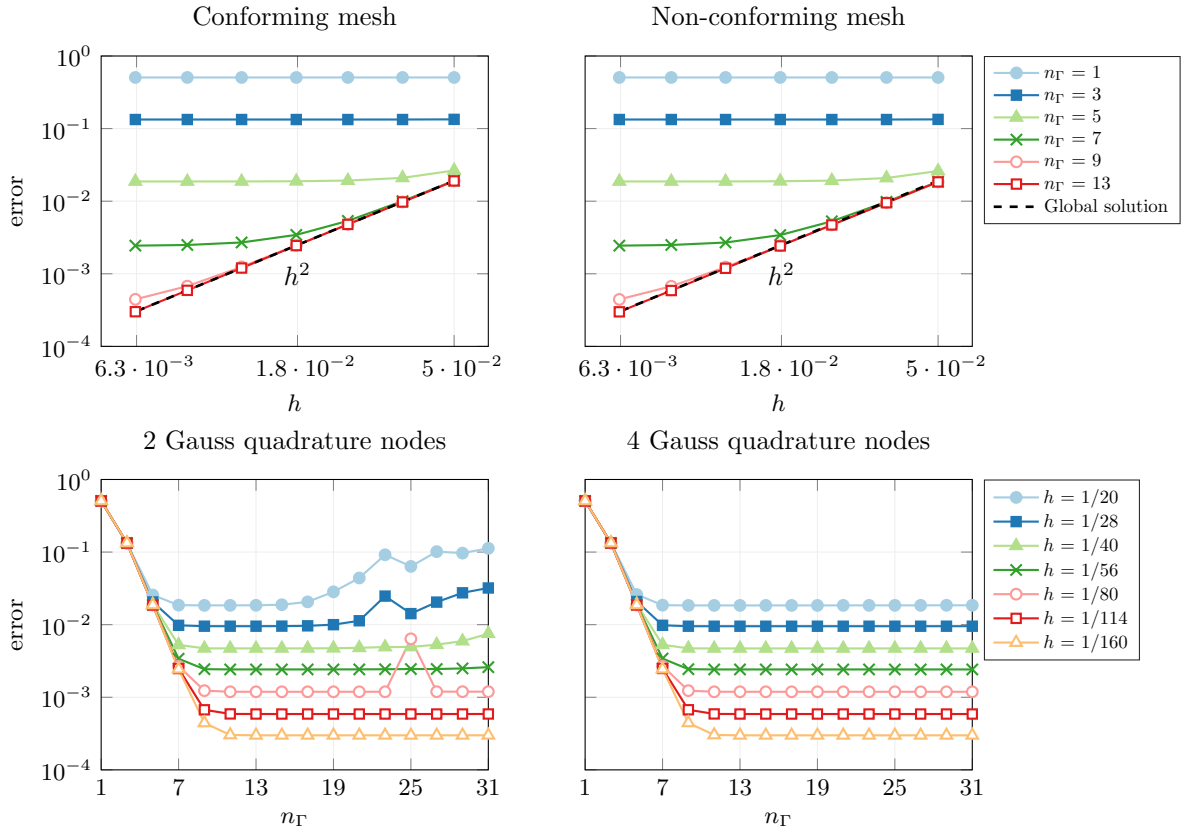


Figure 4: The top row shows the convergence of global error with respect to the mesh size h and number of basis functions on the interface n_Γ with conforming and non-conforming meshes. The colored lines show the errors in the \mathcal{X} -norm, i.e. the broken norm. The black dashed line represents the H^1 -error obtained by solving the global problem on a conforming mesh, which can be regarded as the union of two conforming meshes on Ω_1 and Ω_2 . The bottom row shows the convergence of the error on the non-conforming meshes with respect to n_Γ with varying mesh sizes; in particular, the discretization of the terms corresponding to the bilinear form $b(\cdot, \cdot)$ in Eq. (12) has been performed with 2 and 4 Gauss quadrature nodes on the left and on the right plots respectively. Note that the two plots at the right both refer to the same data obtained with a 4-node quadrature rule.

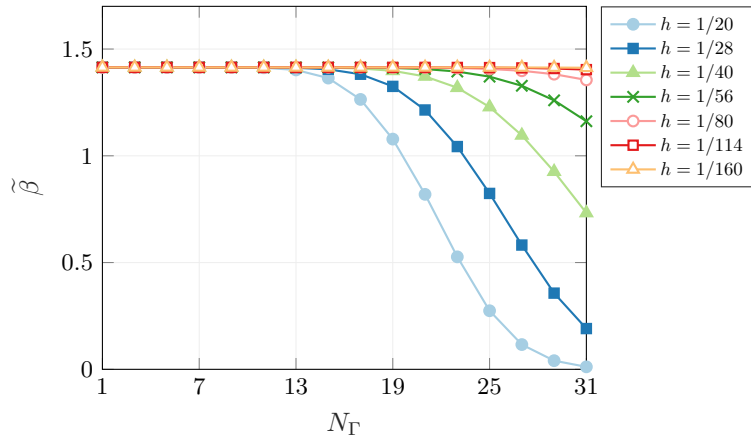


Figure 5: Decaying of the inf-sup constant $\tilde{\beta}$ with respect to n_Γ computed on the Poisson problem on conforming meshes, using quadratic polynomial basis functions on both subdomains and the orthonormal basis functions ξ_i^{GS} on the interface. The constant is approximated as the square root of the minimum eigenvalue of Eq. (18).

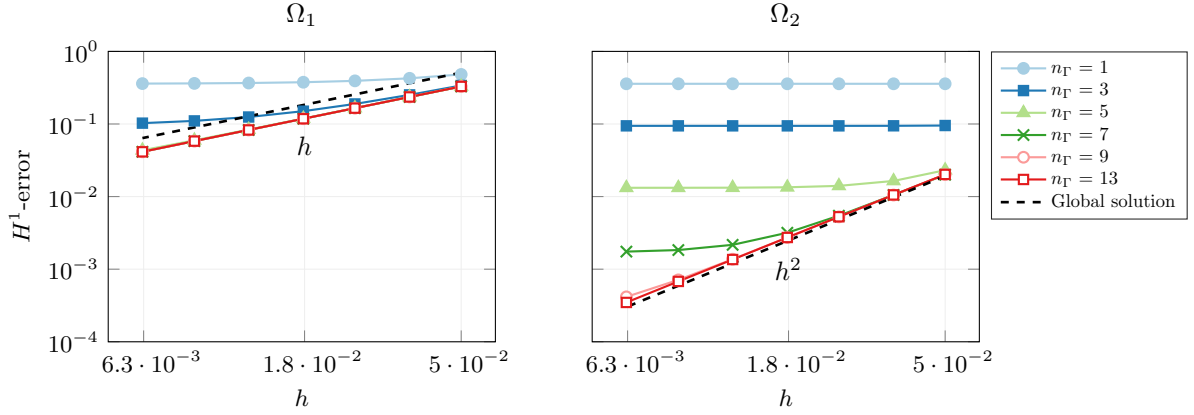


Figure 6: Convergence of the H^1 -error in Ω_1 (left) and Ω_2 (right) when linear and quadratic Lagrangian basis functions are employed in the two domains respectively. The meshes are not conforming at the interface. The black dashed lines refer to the global H^1 -error obtained with linear (on the left) and quadratic (on the right) elements on the whole Ω .

the Poisson equations with conforming meshes and quadratic polynomial basis functions. Due to the difficulties in computing the $H_{00}^{-1/2}$ -norm for the Lagrange multiplier, we replaced the estimate given by Eq. (17) with a surrogate where the space \mathcal{X}^h is substituted with the space spanned by the traces on Γ of the finite element basis functions φ_i ; the L^2 -norm is used both for such space and Λ^δ . For the result in Fig. 5, we employed the orthonormal basis functions ξ_i^{GS} computed as in Eq. (22), so that $X_\Lambda = I$; therefore, from Eq. (18) it follows that $\tilde{\beta}$ is simply found as the square root of the minimum eigenvalue of $B^{\text{GS}} X_\Lambda^{-1} (B^{\text{GS}})^T$. In Fig. 5, each curve presents a plateau phase in which the inf-sup constant stays approximately constant at around $\tilde{\beta} \approx 1.41$ with the increment of n_Γ . The amplitude of such plateau phase increases when h becomes smaller. Indeed, we observe that $\tilde{\beta}$ starts decreasing for smaller values of n_Γ when the meshes are coarser and that, conversely, for finer meshes the inf-sup constant varies relatively little in the range $n_\Gamma \in (1, 31)$. We remark that, combined with the condition number shown in Fig. 2 (right), this result ensures that for each refinement level, we are able to obtain the optimal convergence of the finite element method when the basis functions are orthonormal. Indeed, refining the mesh has the effect of both increasing the range of stability of the linear system – see Fig. 2 (right) – and increasing the number of basis functions at the interface that can be employed without reaching the fast decaying region of $\tilde{\beta}$ in Fig. 5. With regard to this last point, we recall that it is important to prevent the inf-sup constant to become too small because it appears at the denominator of the constant multiplying the best approximation errors on u and on λ in the error estimates of Theorem 2.

We focus now on the solution of the problem when employing non-conforming meshes, linear Lagrangian basis functions in Ω_1 and quadratic Lagrangian basis functions in Ω_2 . Fig. 6 shows that the H^1 -error scales in the two subdomains as the best approximation error of the local (to the subdomain) basis: we recover first order convergence in Ω_1 and second order convergence in Ω_2 . We remark that the convergence of the global error in the broken norm is determined by the rate in Ω_1 – being the error in such subdomain much larger than that in Ω_2 – and it is of first order. In Fig. 6 we also show with black dashed lines the global H^1 error obtained when solving the problem with linear (in the left plot) and quadratic (in the right plot) basis functions on the whole Ω . As expected, the accuracy obtained with mixed polynomial degrees lies between the accuracies achieved while using only linear and only quadratic basis functions.

6.3. The Navier Stokes equations

In this section, we test the flexibility of our method by solving the Navier-Stokes equations on $\Omega = (0, 1) \times (0, 1)$

$$\begin{aligned}
 -\mu \Delta \mathbf{u} + (\mathbf{u} \cdot \nabla) \mathbf{u} + \nabla p &= \mathbf{f} & \text{in } \Omega, \\
 \text{div} \mathbf{u} &= 0 & \text{in } \Omega, \\
 \mathbf{u} &= \mathbf{g} & \text{on } \Gamma_D, \\
 \sigma(\mathbf{u}, p) \mathbf{n} &= \mathbf{h} & \text{on } \Gamma_N,
 \end{aligned} \tag{23}$$

where \mathbf{u} and p are velocity and pressure respectively, $\mu \in \mathbb{R}$ is the viscosity, Γ_D and Γ_N are portions of the boundary such that $\Gamma_D \cap \Gamma_N = \partial\Omega$ and $\Gamma_D \cup \Gamma_N = \emptyset$, \mathbf{f} is a given forcing term, \mathbf{g} and \mathbf{h} are the

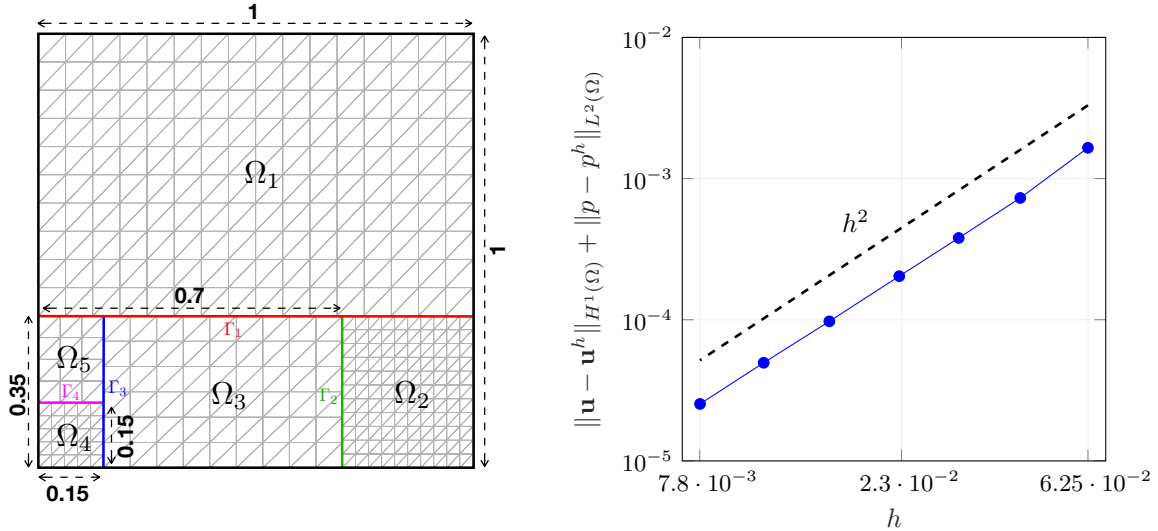


Figure 7: On the left, domain decomposition and computational mesh of $\Omega = (0, 1) \times (0, 1)$, namely the domain considered in the numerical simulation of the Navier-Stokes equations. Each triangulation \mathcal{T}^h is characterized by the following mesh sizes: h in Ω_1 , $h/2$ in Ω_2 , h in Ω_3 , $h/2$ in Ω_4 and h in Ω_5 . On the right, convergence of the error $\|\mathbf{u} - \mathbf{u}^h\|_{H^1(\Omega)} + \|p - p^h\|_{L^2(\Omega)}$ against the exact solution (24) with respect to h . The number of basis functions at each interface is the same for each evaluation of the error: we set $n_\Gamma^{(1)} = 22$, $n_\Gamma^{(2)} = 18$, $n_\Gamma^{(3)} = 18$ and $n_\Gamma^{(4)} = 14$.

Dirichlet and Neumann boundary data respectively, and

$$\sigma(\mathbf{u}, p) = \mu \nabla \mathbf{u} - pI$$

is the stress tensor. The domain is partitioned into five subdomains Ω_i with $i = 1, \dots, 5$ and divided by four interfaces Γ_i with $i = 1, \dots, 4$, as shown in Fig. (7) (left). We define a family of non-conforming triangulations \mathcal{T}^h characterized by the mesh size h , i.e. the maximum edge length over Ω , which corresponds to the mesh size in Ω_1 ; Ω_3 and Ω_5 are characterized by approximately the same mesh size h , whereas Ω_2 and Ω_4 have mesh size $h/2$. The choice of using meshes refined in the bottom left and bottom right subdomains is motivated by the numerical simulation presented in Section 6.3.2, in which the solution of the Navier-Stokes equations presents recirculation zones localized in these regions of Ω . Differently from what done in Section 6.2, we only focus on non-conforming meshes and we exclusively employ the inf-sup stable Taylor-Hood [40] elements with quadratic Lagrangian basis functions for the velocity and linear Lagrangian basis functions for the pressure. The non-linear discretized system is numerically solved by Newton's method.

Remark 5. When applied to the Navier-Stokes equations in two dimensions, the method requires assigning to each interface two sets of basis functions discretizing the two components of the normal stress. To see why this is the case, consider the situation in which Ω is subdivided into Ω_1 and Ω_2 ; let us denote as always the interface of the two partitions Γ . Multiplying the momentum equation by a test function $\mathbf{v} \in [H_{\Gamma_D}^1(\Omega)]^2$ and integrating by parts on Ω_1 leads to

$$\mu \int_{\Omega_1} \nabla \mathbf{u} : \nabla \mathbf{v} \, dx - \int_{\Omega_1} p \nabla \cdot \mathbf{v} \, dx - \int_{\Gamma} \sigma(\mathbf{u}, p) \mathbf{n} \cdot \mathbf{v} \, dx = \int_{\Omega_1} \mathbf{f} \cdot \mathbf{v} \, dx + \int_{\partial \Omega_1 \cap \Gamma_N} \mathbf{h} \cdot \mathbf{v} \, dx.$$

The integral on Γ is the coupling term. Each of the two components of the normal stress $\sigma(\mathbf{u}, p) \mathbf{n}$ must be discretized by a set of basis functions. In this paper, we choose for simplicity to use the same set for the two components of the normal stress.

We consider again Fourier basis functions for the approximation of the normal stresses. Since, as explained in Remark 5, we need two Lagrange multipliers for representing each normal stress, the number of basis functions on Γ_i is found as $n_\Gamma^{(i)} = 2(2n_{\omega^{(i)}} + 1)$, where $n_{\omega^{(i)}}$ is the number of frequencies used on the i^{th} interface.

6.3.1. Numerical convergence against the exact solution

We consider Eq. (23) with $\mu = 1$, $\Gamma_N = \{1\} \times (0, 1)$, $\Gamma_D = \partial\Omega \setminus \Gamma_N$, and \mathbf{f} , \mathbf{g} , and \mathbf{h} chosen such that

$$\mathbf{u} = \begin{bmatrix} \sin(y\pi) \\ \exp(x) \end{bmatrix}, \quad p = -\frac{1}{2}x^2 \quad (24)$$

is the exact solution.

On the interfaces we set $n_\Gamma^{(1)} = 22$, $n_\Gamma^{(2)} = 18$, $n_\Gamma^{(3)} = 18$ and $n_\Gamma^{(4)} = 14$. The number of basis functions on the interfaces is chosen such that the optimal convergence of finite elements is retrieved. Fig. 7 (right) shows that the following classical error estimate for Taylor-Hood elements

$$\|\mathbf{u} - \mathbf{u}^h\|_{H^1(\Omega)} + \|p - p^h\|_{L^2(\Omega)} \leq Ch^2 \quad (25)$$

holds. The norms in (25) should be interpreted as broken norms.

6.3.2. Lid-driven cavity problem

We now focus on the numerical approximation of the classic lid-driven cavity problem [41, 42] with Reynolds number $\text{Re} = 500$. Specifically, we consider Eq. (23) with $\mu = 1$, $\Gamma_D = \partial\Omega$, $\mathbf{g} = [U, 0]^T$ with $U = 500$ on $(0, 1) \times \{1\}$ and $U = 0$ on the rest of the boundary, and $\mathbf{f} = [0, 0]^T$. We consider $n_\Gamma^{(1)} = 42$, $n_\Gamma^{(2)} = 18$, $n_\Gamma^{(3)} = 18$ and $n_\Gamma^{(4)} = 14$; as in the numerical simulation presented in Section 6.3.1, the number of basis functions on the interfaces is chosen such that the error on the Lagrange multipliers can be considered negligible if compared with the finite element error. We remark that, being the solution of the problem at hand considerably more difficult to capture accurately than the exact solution (24) – because it features steep gradients and higher Reynolds numbers – it became necessary to increase the number of basis functions on Γ_1 in order to obtain optimal convergence. Since we consider only Dirichlet boundary conditions, the problem is not well-posed as the pressure is unique up to a constant. We deal with this issue by fixing the degree of freedom of the pressure in the bottom left corner to zero.

Fig. 8 shows the streamlines obtained by solving the problem with non-conforming meshes belonging to the family \mathcal{T}^h characterized by $h = 1/16$, $h = 1/32$ and $h = 1/128$. Furthermore, the streamlines of a fine solution computed with uniform $h = 1/300$ are displayed for reference: these are qualitatively similar to the ones corresponding to $\text{Re} = 500$ reported in e.g. [43], and we, therefore, assume that the fine solution well approximates the exact solution of the problem. As shown in Fig. 8 (bottom right), using a smaller mesh size in the regions of the two smaller eddies in the lower part of the domain allowed us to obtain satisfactory approximations of those secondary recirculation zones even with the coarsest mesh size $h = 1/16$. As expected, the differences in the streamlines among the different refinement levels are more evident in Ω_1 , were for each mesh belonging to \mathcal{T}^h the largest elements are located. Specifically, we notice that, while the position of the primary eddy is approximated with good accuracy even for $h = 1/16$, in the peripheral regions of the domain only the streamlines corresponding to $h = 1/128$ are almost indistinguishable from the ones of the exact solution; see Fig. 8 (top right) and Fig. 8 (bottom left). Table 1 provides the number of finite element degrees of freedom corresponding to each refinement level and the error in the approximation of the center of each eddy: this quantity is computed as the Euclidean distance of the points where the velocity field attains minimum velocity (in magnitude) in the coarse solutions and in the fine solution. The errors become smaller with h . We remark that, for coarse meshes, the approximation error of the two smaller eddies in the lower part of Ω is one order of magnitude lower than that of the central eddy; this confirms that employing the non-conforming meshes in \mathcal{T}^h , which are characterized by a smaller element size in Ω_2 and Ω_4 , leads to a satisfactory approximation of the secondary recirculation regions even for large values of h . It is worth noting that the number of degrees of freedom reserved to the discretization of the Lagrange multipliers is constant for all the meshes (as it depends solely on the number of basis functions at each interface) and it is equal to 92: this quantity is much smaller than the number of degrees of freedom for velocity and pressure for each h . Hence, the coupling of the finite element spaces is performed by introducing a negligible number of additional variables.

7. Conclusions

We presented a non-conforming domain decomposition method for non-overlapping subdomains. At the continuous level, our method and the mortar method are based on the same weak formulations in which the continuity constraints over the primal (the solution) and the dual (the stresses) variables are

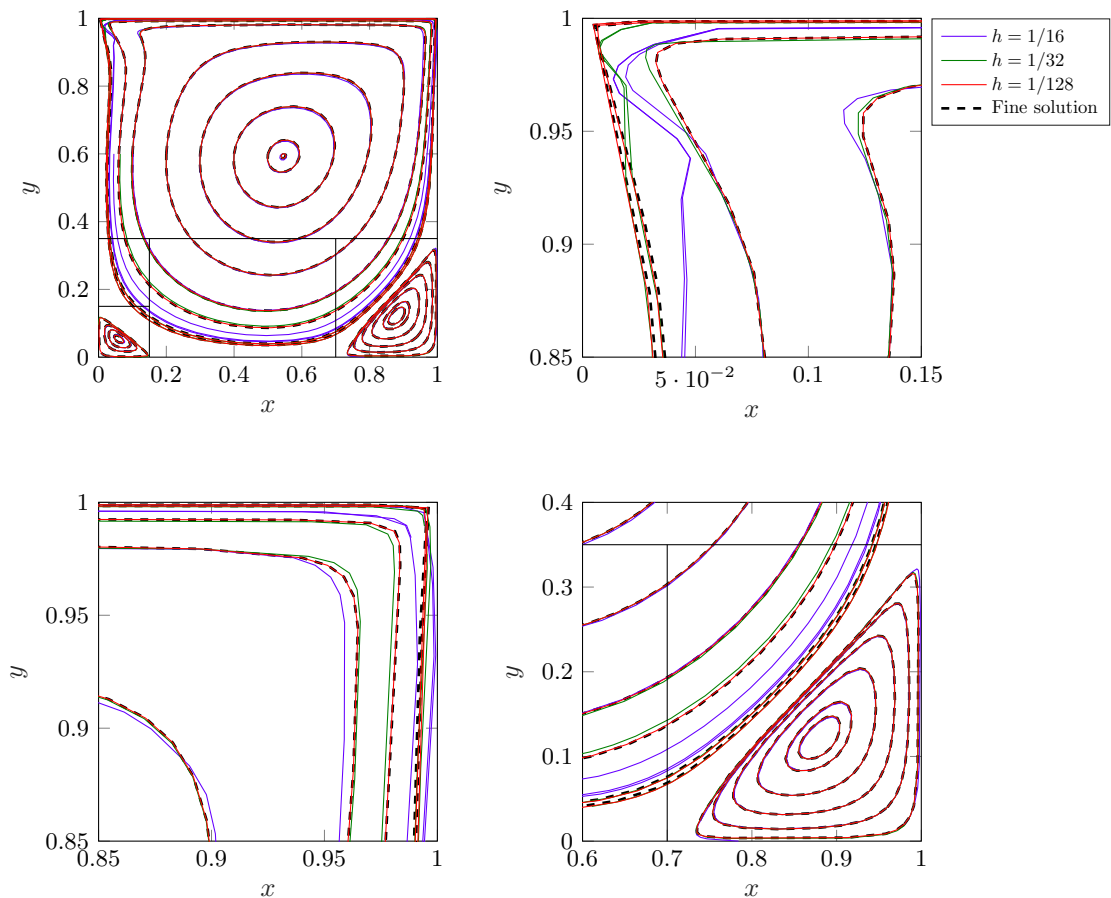


Figure 8: Streamlines of the lid-driven cavity problem computed with meshes belonging to the family \mathcal{T}^h , with $h = 1/16$, $h = 1/32$ and $h = 1/128$. The streamlines of a fine reference solution obtained on a uniform mesh with $h = 1/300$ are displayed in black dashed lines. The plots on the top right and bottom row show details over regions of Ω .

h	dofs			error		
	velocity	pressure	system size	E1	E2	E3
1/16	3'214	445	3'751	2.9e-3	6.5e-4	8.3e-4
1/32	12'162	1'602	13'856	2.4e-4	5.0e-5	8.9e-5
1/64	46'982	6'031	53'105	1.5e-5	4.5e-6	8.4e-6
1/128	184'178	23'334	207'604	8.3e-7	1.6e-6	1.3e-6

Table 1: Degrees of freedom (dofs) for the meshes considered in the lid-driven cavity problem and approximation error of the center of the three eddies (E1: primary central eddy, E2: bottom right eddy, E3: bottom left eddy). The system size is the sum of the degrees of freedom of velocity and pressure and the number of degrees of freedom for the Lagrange multipliers, the latter being constant and equal to 92 for all the meshes. The center of the eddy is numerically found as the point where the minimum of the magnitude of the velocity field is reached, and the error is computed as the Euclidean distance of such approximation with the center of the eddy of the fine solution obtained over a uniform mesh with $h = 1/300$, corresponding to 722'402 degrees of freedom for the velocity and 90'601 degrees of freedom for the pressure. The coordinates of the centers of E1, E2 and E3 for the fine solution are: [0.545907,0.593810], [0.879935,0.121555] and [0.059761,0.053354] respectively.

enforced via Lagrange multipliers. As we described in the paper, our choice of discretizing the space of Lagrange multipliers independently of the spatial discretization in the subdomains offers the advantage of a straight-forward implementation of the method and the possibility of tuning the accuracy of the coupling as required by the application; we limited ourselves to considering Fourier basis functions defined over the interface. However, the saddle-point nature of the problem poses constraints over the richness of the discretized space for the Lagrange multipliers compared to the degrees of freedom of the primal variable: we empirically verified that the inf-sup constant can be controlled dependently on the mesh size, in the sense that finer meshes allow considering larger number of Fourier basis functions, without violating the inf-sup stability. In the numerical experiments, we showed that the optimal convergence of the finite element method was recovered for the Poisson problem; this was confirmed both when using conforming and non-conforming meshes, and when using different polynomial degrees in the subdomains. In the last part of the paper, we showed that the method can be easily extended to the case of non-elliptic equations, such as the Navier-Stokes equations, and to cases of partitions of the domain into multiple subdomains. We were able to recover the optimal convergence rate of finite elements also for the Navier-Stokes equations by considering a number of basis functions on the interfaces considerably lower than the number of degrees of freedom of the discretized subdomains. Moreover, we focused on a possible practical application of the method, i.e. the use of non-conforming structured meshes in the lid-driven cavity problem for capturing the secondary recirculation regions. We showed that considering smaller mesh sizes in correspondence of the secondary eddies ensures satisfactory results in terms of accuracy of the streamlines of the vortex rings.

Acknowledgments

The authors are grateful to Prof. Annalisa Buffa and Prof. Alfio Quarteroni for the fruitful discussions and their advice on the topics presented in this paper. The research of the authors is supported by the Swiss National Foundation (SNF), project No. 140184.

References

- [1] S. Deparis, M. Discacciati, A. Quarteroni, A domain decomposition framework for fluid-structure interaction problems, *Computational Fluid Dynamics 2004* (2006) 41–58.
- [2] A. Toselli, O. B. Widlund, *Domain decomposition methods: algorithms and theory*, volume 34 of *Springer Series in Computational Mathematics*, Springer, 2005.
- [3] M. Israeli, L. Vozovoi, A. Averbuch, Domain decomposition methods for solving parabolic pdes on multiprocessors, *Applied numerical mathematics* 12 (1993) 193–212.
- [4] R. Becker, P. Hansbo, R. Stenberg, A finite element method for domain decomposition with non-matching grids, *ESAIM: Mathematical Modelling and Numerical Analysis* 37 (2003) 209–225.
- [5] C. Bernardi, A new nonconforming approach to domain decomposition: the mortar element method, *Nonlinear partial equations and their applications* (1989).
- [6] C. Bernardi, Y. Maday, F. Rapetti, Basics and some applications of the mortar element method, *GAMM-Mitteilungen* 28 (2005) 97–123.
- [7] A. Quarteroni, A. Valli, *Domain decomposition methods for partial differential equations*, *Numerical Mathematics and Scientific Computation*, Oxford University Press, 1999.
- [8] M. A. Puso, T. A. Laursen, A mortar segment-to-segment contact method for large deformation solid mechanics, *Computer methods in applied mechanics and engineering* 193 (2004) 601–629.
- [9] M. A. Puso, A 3d mortar method for solid mechanics, *International Journal for Numerical Methods in Engineering* 59 (2004) 315–336.
- [10] A. Ehrl, A. Popp, V. Gravemeier, W. Wall, A dual mortar approach for mesh tying within a variational multiscale method for incompressible flow, *International Journal for Numerical Methods in Fluids* 76 (2014) 1–27.

- [11] T. Klöppel, A. Popp, U. Küttler, W. A. Wall, Fluid–structure interaction for non-conforming interfaces based on a dual mortar formulation, *Computer Methods in Applied Mechanics and Engineering* 200 (2011) 3111–3126.
- [12] A. Popp, W. Wall, Dual mortar methods for computational contact mechanics—overview and recent developments, *GAMM-Mitteilungen* 37 (2014) 66–84.
- [13] C. Hesch, A. Gil, A. A. Carreño, J. Bonet, P. Betsch, A mortar approach for fluid–structure interaction problems: Immersed strategies for deformable and rigid bodies, *Computer Methods in Applied Mechanics and Engineering* 278 (2014) 853–882.
- [14] F. B. Belgacem, L. K. Chilton, P. Seshaiyer, The hp-mortar finite-element method for the mixed elasticity and stokes problems, *Computers & Mathematics with Applications* 46 (2003) 35–55.
- [15] S. Deparis, D. Forti, P. Gervasio, A. Quarteroni, INTERNODES: an accurate interpolation-based method for coupling the Galerkin solutions of PDEs on subdomains featuring non-conforming interfaces, *Computers & Fluids* 141 (2016) 22–41.
- [16] D. Forti, Parallel algorithms for the solution of large-scale fluid-structure interaction problems in hemodynamics (2016).
- [17] F. Brezzi, L. D. Marini, A three-field domain decomposition method, *Contemporary Mathematics* 157 (1994) 27–34.
- [18] J. A. Cottrell, T. J. Hughes, Y. Bazilevs, *Isogeometric analysis: toward integration of CAD and FEA*, John Wiley & Sons, 2009.
- [19] T. J. Hughes, J. A. Cottrell, Y. Bazilevs, *Isogeometric analysis: CAD, finite elements, NURBS, exact geometry and mesh refinement*, *Computer methods in applied mechanics and engineering* 194 (2005) 4135–4195.
- [20] A. Quarteroni, A. Valli, *Numerical approximation of partial differential equations*, volume 23, Springer Science & Business Media, 2008.
- [21] A. Quarteroni, *Numerical models for differential problems*, volume 8, Springer-Verlag, 2014.
- [22] S. Salsa, *Partial differential equations in action: from modelling to theory*, volume 99, Springer, 2016.
- [23] D. Braess, W. Dahmen, C. Wieners, A multigrid algorithm for the mortar finite element method, *SIAM Journal on Numerical Analysis* 37 (1999) 48–69.
- [24] P.-A. Raviart, J. Thomas, Primal hybrid finite element methods for 2nd order elliptic equations, *Mathematics of computation* 31 (1977) 391–413.
- [25] D. Boffi, F. Brezzi, M. Fortin, et al., *Mixed finite element methods and applications*, volume 44, Springer, 2013.
- [26] S. K. Acharya, A. Patel, Primal hybrid method for parabolic problems, *Applied Numerical Mathematics* 108 (2016) 102–115.
- [27] F. B. Belgacem, The mortar finite element method with Lagrange multipliers, *Numerische Mathematik* 84 (1999) 173–197.
- [28] B. I. Wohlmuth, A mortar finite element method using dual spaces for the Lagrange multiplier, *SIAM journal on numerical analysis* 38 (2000) 989–1012.
- [29] P. G. Ciarlet, *The finite element method for elliptic problems*, SIAM, 2002.
- [30] A. Quarteroni, R. Sacco, F. Saleri, *Numerical mathematics*, volume 37, Springer Science & Business Media, 2010.
- [31] P. Seshaiyer, M. Suri, Convergence results for non-conforming hp methods: The mortar finite element method, *Contemporary Mathematics* 218 (1998) 453–459.

- [32] P. Seshaiyer, Stability and convergence of nonconforming hp finite-element methods, *Computers & Mathematics with Applications* 46 (2003) 165–182.
- [33] P. Gervasio, A. Quarteroni, Analysis of the internodes method for non-conforming discretizations of elliptic equations, *MATHICSE report* (2016).
- [34] S. Deparis, D. Forti, A. Quarteroni, A rescaled localized radial basis function interpolation on non-cartesian and nonconforming grids, *SIAM Journal on Scientific Computing* 36 (2014) A2745–A2762.
- [35] F. Brezzi, D. Marini, Error estimates for the three-field formulation with bubble stabilization, *Mathematics of computation* 70 (2001) 911–934.
- [36] F. Brezzi, On the existence, uniqueness and approximation of saddle-point problems arising from lagrangian multipliers, *Revue française d’automatique, informatique, recherche opérationnelle. Analyse numérique* 8 (1974) 129–151.
- [37] F. Brezzi, K.-J. Bathe, A discourse on the stability conditions for mixed finite element formulations, *Computer methods in applied mechanics and engineering* 82 (1990) 27–57.
- [38] F. Ballarin, A. Manzoni, A. Quarteroni, G. Rozza, Supremizer stabilization of POD–Galerkin approximation of parametrized steady incompressible Navier–Stokes equations, *International Journal for Numerical Methods in Engineering* 102 (2015) 1136–1161.
- [39] A. Ruhe, Numerical aspects of Gram-Schmidt orthogonalization of vectors, *Linear algebra and its applications* 52 (1983) 591–601.
- [40] P. Hood, C. Taylor, Navier-stokes equations using mixed interpolation, *Finite element methods in flow problems* (1974) 121–132.
- [41] J. D. Bozeman, C. Dalton, Numerical study of viscous flow in a cavity, *Journal of Computational Physics* 12 (1973) 348–363.
- [42] U. Ghia, K. N. Ghia, C. T. Shin, High-Re solutions for incompressible flow using the Navier-Stokes equations and a multigrid method, *Journal of computational physics* 48 (1982) 387–411.
- [43] X. Shi, J. Khodadadi, Laminar fluid flow and heat transfer in a lid-driven cavity due to a thin fin, *Journal of Heat Transfer* 124 (2002) 1056–1063.