

Deep Collaborative Weight-based Classification

Shaoning Zeng¹, Bob Zhang^{1,*}

¹ Department of Computer and Information Science, University of Macau
Avenida da Universidade, Taipa, Macau, China

zsn@outlook.com, bobzhang@umac.mo

Jianping Gou²

² College of Computer Science and Communication Engineering, Jiangsu University,
301 Xuefu Road, Zhenjiang, Jiangsu, China

goujianping@ujs.edu.cn

Abstract

One of the biggest problems in deep learning is its difficulty to retain consistent robustness when transferring the model trained on one dataset to another dataset. To conquer the problem, deep transfer learning was implemented to execute various vision tasks by using a pre-trained deep model in a diverse dataset. However, the robustness was often far from state-of-the-art. We propose a collaborative weight-based classification method for deep transfer learning (DeepCWC). The method performs the l_2 -norm based collaborative representation on the original images, as well as the deep features extracted by pre-trained deep models. Two distance vectors will be obtained based on the two representation coefficients, and then fused together via the collaborative weight. The two feature sets show a complementary character, and the original images provide information compensating the missed part in the transferred deep model. A series of experiments conducted on both small and large vision datasets demonstrated the robustness of the proposed DeepCWC in both face recognition and object recognition tasks.

1. Introduction

Machine learning and data mining methods have been applied in various real-world applications, with an assumption that both the training and test data are obtained from the same domain. The same assumption also happens in deep learning, which requires a large dataset set to learn the feature space and data distribution characteristics. But in some real-world scenarios, this assumption is invalid. For example, in face recognition, the input data might contain only one single sample. Transfer learning was proposed for this purpose [17], which trained the algorithm with data more

easily collected from a different domain. In a sense, transfer learning simulates the learning behavior of humans. In deep learning, a deep neural network with high efficiency on some task can also be transferred to solve other problems. For example, a ResNet model trained on some large image set (like the ImageNet dataset [10]) can be used to extract relevant facial features and perform face recognition. This deep transfer learning methodology has drawn more and more attention recently [22].

Deep learning methods are built on multiple levels of representation, and the higher the representation has, the more abstract features there are [11]. Actually, in a deep neural network for classification, the layers contain twofold information. In the layers before the last one, the neural networks extract features one by one. A host of methods were proposed to build deep models for this part. PCANet utilized only some simple components for data processing to build a model [2]. FaceNet broke through face recognition by learning a mapping from face images to a compact Euclidean space [19]. He et al. proposed the deep residual learning for image recognition [6]. And ResNet showed a very high performance in training a deep model for recognition task [21]. However, all of them require to be trained on different datasets for different applications case by case. The last layer is usually the softmax classifier based on the high level abstract features. Various machine learning methods can be used here, such as PCA, SVM, etc. The classifiers themselves play an important role in this situation.

Consequently, the methodology of deep transfer learning is very distinct. First of all, it starts from a pre-trained CNN model, and learns the deep features of another dataset by using the model. Next, it performs the classification based on the deep features. In this way, the knowledge learned from one domain can be transferred to another domain, just like the learning behavior of human beings. However, the

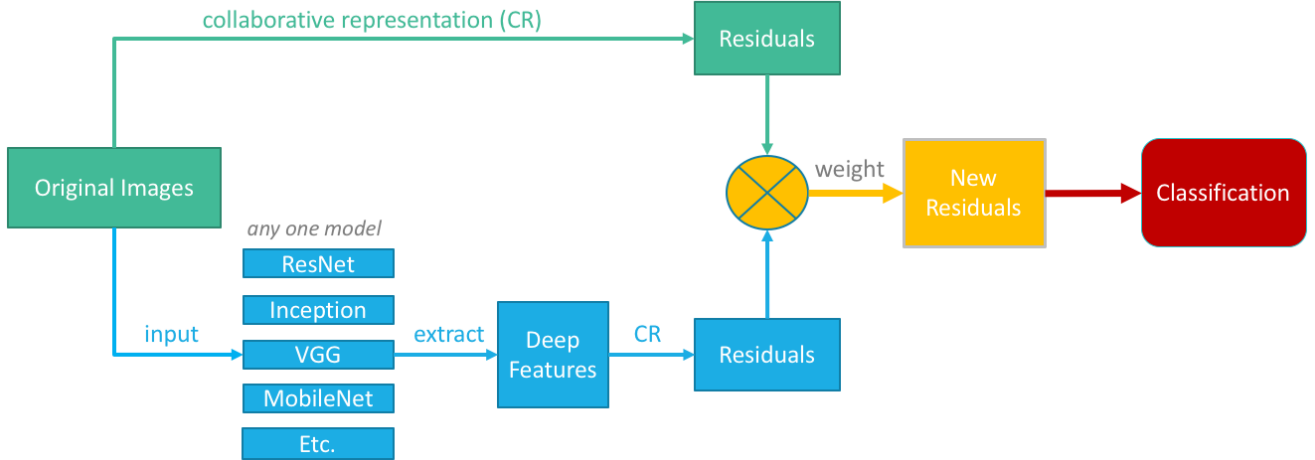


Figure 1. Deep Collaborative Weight-based Classification.

problems of deep transfer learning include what features in deep neural networks can be transferred [28], and how to accomplish a state-of-the-art performance. Worst of all, a majority of deep models are untransferable, or become low performance when applied out of its intended domain. The root cause of this problem is still on exploration. We believe one of the feasible reasons would be some critical information lost in the highly abstracted deep networks. But the missing part is still likely to exist in the original samples. If we can retrieve them back to the model, deep transfer learning should perform consistently well in a different domain.

There are many machine learning methods that can learn features from image samples. Sparse representation (SR) has been showing a very good capacity of feature extraction for a long period [24]. Among them, collaborative representation (CR) can faster learn a sparse feature set [32], which is suited for the larger datasets in deep learning. However, only using SR or CR as a classifier for deep transfer learning is of no use for recovering the missing information. Needless to say, they might not have a matching performance as the default classifier in a deep model. Also, CR has showed a good capacity of cooperating with a heterogeneous model, and CR can be integrated with NN [31], SR [30, 29], etc. Therefore, it is a good candidate to hold the crucial but missing information retrieved from the original samples.

In this paper, we propose a Collaborative Weight-based Classification method for Deep transfer learning, and name it DeepCWC for short. The basic idea is demonstrated in Fig. 1. First of all, CR is performed on the original images to obtain a residual vector, which holds the discrimination from the low-level features. Next, a pre-trained deep model is utilized to extract the abstract deep features and solve a high-level residual vector. Then, the first residual will be

used as a weight, so called collaborative weight, to be combined with the second residual. The new residual vector contains both sides of features, and is finally used to classify the target sample. Our contributions include 1) the method fetching back the important but missing part in deep transfer learning, 2) the rationale analysis on the method, and 3) the experimental demonstration of the performance on the proposed method.

The remaining content of the paper consists of: the reviews on related work in Sec. 2, the analysis on the proposed method in Sec. 3, the experimental results of face recognition and object recognition in Sec. 4, and the conclusion in Sec. 5.

2. Related work

Deep learning with convolutional neural network has pushed the limit of many vision tasks [11]. And there are numerous state-of-the-art CNN models designed for face recognition, object recognition, and image classification [6]. Tuning a deep model to an optimal state requires a lot of effort. If such a robust model in one domain can be transferred to a different domain, the model will become very useful.

Deep feature extraction is a prerequisite for deep transfer learning. Deep transfer learning derives from transfer learning [22] and works on deep neural models. It utilizes a pre-developed CNN model, like ResNet, VGG, Inception, etc., to extract features of images from a new domain other than the original training domain. The deep features act like a silver bullet in deep learning based methods. All of them work due to the fact that the deep features or descriptors extracted from the CNN network are very powerful in diverse recognition tasks [20]. Wen et al. found that learning a discriminative enough feature set produced a promising

transfer learning for face recognition [23]. Facial age estimation can also benefit from deep feature learning [12]. However, the deep models play a limited role if only applied in one single domain where it was trained. Deep transfer learning is specific to tackle the problem. It has been applied in many tasks, for example, video-based emotion recognition [8], cross-sensor biometrics [7], image classification [4], etc. In the implementation, the deep features are often obtained from the layer before the last one in the CNN network. And a well-chosen classifier will be typically trained in the last layer to finish the transfer learning. Yet, the performance of current deep transfer learning is still far outside a state-of-the-art levels. We believe some discriminative information has been lost in the over-abstracted deep networks, in spite of the real reason is unclear now. Therefore, robust deep transfer learning should be obtained if the missing part is returned.

Sparse feature extraction has been applied for a long period in computer vision tasks. Recently, sparse representation (SR) has also been applied in deep learning. Furthermore, SR showed a good capacity of deep transfer learning for CNN [13]. Among the conventional sparse methods, the collaborative representation (CR) emphasizes the collaboration of all training samples [32], rather than the sparsity [24], in the representation. It uses an l_2 -norm regularization to quickly learn features from the images [27]. The feature learned by CR is still sparse if not the same as the one obtained by l_1 -norm regularization. But CR performs much faster than SR in learning sparse features. Therefore, we think it is suited for retrieving the missing part of the CNN models from the original images. Previously, integrating the collaborative features in other models was proven to be helpful to generate a robust classification [30]. Xu et al. proposed a discriminative transfer learning via the fusion based sparse method [26]. The second part of deep transfer learning is to exploit a robust classifier to accomplish the classification of deep features. However, classifying the deep features based on CR only may not be able to produce the most promising recognition, because CR itself did not solve the problem of the lost discrimination in deep transfer learning.

3. Deep collaborative weight

The key in Deep Collaborative Weight-based Classification is very straightforward: using the model of Collaborative Representation (CR) [32]. Sparse representation (SR) [24] codes the target sample y collaboratively over the samples of all classes by using l_1 -norm regularization, while CR demonstrates the collaboration plays a more important role than the sparsity in classification. The approximative linear problem in tasks like face recognition can be solved by introducing more samples in each class, such that SR utilizes the similarities among different classes to overcome this

lack-of-samples problem. Conversely, the SR model becomes unstable and inefficient when the number of classes increases to a very high level. A better solution to this problem is to apply the CR model by using the more efficient l_2 -norm. We believe this is also very important in the classification tasks of deep transfer learning, especially in the ultra large datasets.

However, the subtle part is the way we use the CR model when performing deep transfer learning. As the layers of a neural network increase, the abstraction of the model will have a greater impact, which is likely to cause more information lost. Therefore, when transferred to a different domain, the deep models can not produce a consistently robust recognition. We believe that retrieving the missing information from the original samples can solve the problem. This is accomplished by a novel fusion schema of two CR models.

3.1. CR of the original images

The CR based classification (CRC) emphasizes the role of collaboration among classes, rather than sparsity in representation, when representing the test sample. Let A denote the training samples selected from all C classes, while y is the test sample. Both A and y will be normalized to have l_2 -norm. The representation of y by A can be denoted as a approximate linear problem $y \approx A\alpha$, where $\alpha = [\alpha_1, \alpha_2], \dots, \alpha_C$ is the sparse representation coefficient to be solved.

First of all, a regularized least square method is used to solve the problem and code the collaborative representation of the test sample as follows.

$$(\hat{\alpha}) = \arg \min_{\beta} \{ \|y - A \cdot \beta\|_2^2 + \lambda \|\beta\|_2^2 \}, \quad (1)$$

where λ is the regularization parameter.

The solution by using the regularized least square can be derived as

$$\hat{\alpha} = (A^T A + \lambda \cdot I)^{-1} A^T y. \quad (2)$$

Let $P = (A^T A + \lambda \cdot I)^{-1} A^T$, so that P is a projection matrix that can be pre-solved and independent of the test sample y . The projection makes CR much faster than conventional SR.

At this time, we can obtain the coefficient vector $\hat{\alpha}_i$ related with the i th class. Typically, in SRC the coefficient is utilized to solve the representation residual of the specific class by $\|y - A_i \cdot \hat{\alpha}_i\|_2$. Besides this, in the original CRC implementation, the l_2 -norm of the sparse coefficient $\|\hat{\alpha}_i\|_2$ was also added to obtain more discrimination when performing classification [32]. However, we found the contribution of the l_2 -norm of sparsity in this way was limited, hence our implementation of CR ignored it. Finally, the residual is obtained by

$$res_{img} = \|y - A_i \cdot \hat{\alpha}_i\|_2. \quad (3)$$

3.2. Deep features extraction

The so-called deep features are specific to the softmax in the layer before the last layer in the deep model. In deep transfer learning, we can reuse the features described on all layers of the deep neural network except the last layer, since the last layer in fact does not contain any features but serves as a classifier or classification layer. When transferring the deep model to another different domain, we are likely to switch to a different well-chosen classifier.

Before this, we extract the deep features by using a deep model, for example, ResNet, VGG, Inception, etc. We here denote the features, from one specific layer of the neural networks, of all training samples as B

$$B = feature_{cnn}(A, layer_{n-1}), \quad (4)$$

and therefore the query sample becomes

$$y_{cnn} = feature_{cnn}(y, layer_{n-1}). \quad (5)$$

All deep features are obtained from the layer before the last one in a deep neural network. Normally, the feature set obtained with a deep neural network has a different size from the size of the original samples. For example, the size of features extracted by the ResNet is 1000, no matter what size the original images are. With this mismatch, it is hard to simply perform integration on the feature level. Therefore, we use the same CR to represent the deep features to obtain a residual vector for integration.

3.3. CR of the deep features

When the last layer of features in a deep neural network is obtained, they can be used as samples to perform classification, which typically happens in the last layer in the deep neural network. In performing deep transfer learning, we utilize CR instead of the original classifier in the deep model, e.g. SVM, to classify the sample. Then, the representation coefficient obtained from the deep features by the CR is

$$\hat{\beta} = (B^T B + \lambda \cdot I)^{-1} B^T y_{cnn}. \quad (6)$$

After that, the residual between the query feature set y' and each class of training feature sets is solved with the same method as Eq. (3)

$$res_{cnn} = \|y - B_i \cdot \hat{\beta}_i\|_2. \quad (7)$$

In theory, deep learning can output a more promising classification than the conventional methods, because the deep features contain a more discriminative feature set. This is true in all deep learning models, which is demonstrated in our experiments. However, when transferred to a different domain, the deep model becomes volatile. No matter how stable a deep model performs in a domain, it might be

unstable when applied to a different domain. We demonstrated this phenomenon in our experiments as well, and we believe that this is likely to be caused by missing some important information.

3.4. Fusion based on the collaborative weight

Our proposed method is managed to retrieve this part of the missed information by a novel fusion operation. The fusion is performed on two residuals, since both have an equal dimension dependent on the number of classes. However, the representation coefficients may not have the same size. For example, whatever size the image samples are, the deep features are always in a consistent size of 1000 when obtained by using the ResNet model. What is more, the number of classes is often much smaller than this. Therefore, fusion on the residuals is not only straightforward but also faster.

Let us denote the residuals solved from two groups of samples as $res_{img} = [d_{img,1}, d_{img,2}, \dots, d_{img,C}]$ and $res_{cnn} = [d_{cnn,1}, d_{cnn,2}, \dots, d_{cnn,C}]$, where C is the number of classes in the dataset. Then, the fusion via the collaborative weight is performed on the residual vector, where the residual entry related with the i th class is calculated by the collaborative weight

$$d_{fusion,i} = d_{cnn,i} * \frac{d_{img,i}}{\max([d_{img,1}, \dots, d_{img,C}])}. \quad (8)$$

What the collaborative weight means is that each entry in the residual vector is assigned a weight solved by the collaborative representation of the original images. The information carried by this weight compensated the missing part of the abstract higher layers in a neural network. In this way, we get the final fusion residual

$$res_{fusion} = [d_{fusion,1}, d_{fusion,2}, \dots, d_{fusion,C}]. \quad (9)$$

Finally, we classify the test sample to a class with minimal residual as follows

$$identity(y) = \arg \min_i (res_{fusion,i}). \quad (10)$$

The idea of our collaborative weight is easy and straightforward. We believe that the deep neural networks like CNN has lost some discrimination when implementing the abstract layer of features. The collaborative representation on the original samples retrieves the missing part of the deep learning model. The collaborative weights are determined by the relative contribution of each class from the original samples. Each residual of the deep features is overlapped by a weight solved using the collaborative representation of the original samples, to integrate the contribution of the original samples.

CRC had a very good performance on the tasks of face recognition. In the DeepCWC, we also extend the capacity to the tasks of object recognition. We merely use the models pre-trained with the ImageNet dataset, and therefore the face or object images belong to only one category in the ImageNet dataset. That being said, our proposed method still can perform well when only using deep features obtained from one category of images, e.g. face, leaf, etc. The next section will demonstrate the results obtained in both face and object recognition.

4. Experimental results

This section described two groups of experiments for demonstrating the robustness and performance of the proposed method. The first set of experiments were conducted on six facial datasets, including FERET [18], MUCT [15], Yale B [5], Georgia Tech (GT) [3], AR [14], and ORL [1]. These experiments were conducted because the CRC method in the past was usually applied to face recognition and had shown state-of-the-art performances. However, it is necessary to demonstrate and compare the performance when using deep features obtained from transfer learning. Secondly, another set of experiments had been performed on some object datasets, including a leaf dataset Flavia [26], and three object datasets CIFAR-10 [9], FashionMNIST [25] and COIL-100 [16], which were often utilized to evaluate deep learning methods. Therefore, we aimed to explore the effectiveness of the DeepCWC for large datasets.











We evaluated the deep features obtained by three CNN models, ResNet v1_101, ResNet v2_101 and Inception_v4. It is noted that what we called *deep features* are the features obtained in the layer before the last layer of the CNN network. As we know, the last layer of the network is typically the classifier. The proposed method replaced it with the collaborative weight classifier.

4.1. Data preparation

In our experiments, we did not apply any data augmentation on all datasets, but only resized part of the image samples, which were originally large, to a relatively small size to reduce the computation complexity. The detailed configuration of all datasets is shown in Tab. 1. It is noted that we used the 3-dimensional RGB data on the CIFAR-10 dataset, while only the gray scale data was extracted to perform evaluations on the other datasets.

In the training stage, we adopted a gradually increasing and reproducible training schema. We iteratively treated the first n samples of each class as the training samples, and performed classification to the remaining samples, which in turn were the test samples. On the small datasets, up to 80% samples were used in training stage, to obtain promising results. However, we did not use an equal proportion of samples in the training, because we found the proposed

Table 1. Configuration of all datasets.

Dataset	Pixels	Classes	Samples	Images
FERET	32×32	200	1400	
MUCT	32×32	276	2760	
Yale B	32×32	38	2432	
GT	40×30	50	750	
AR	40×32	120	3120	
ORL	56×46	40	400	
Flavia	30×40	32	1600	
COIL-100	32×32	100	7200	
CIFAR-10	32×32	10	60000	
Fashion-MNIST	28×28	10	70000	

method showed very good performances even with a small training set. For example, on the CIFAR-10 and Fashion-MNIST datasets, the training sets were only up to 17% and 7% respectively. We stopped increasing the training set when it produced a state-of-the-art accuracy. Therefore, we did not reuse the provided training set or test set for these two datasets, but adhered to a gradually increasing training schema. The detailed results will be demonstrated in the following subsections.

4.2. Experimental results of face recognition

We ran experiments on six popular benchmark facial datasets. These datasets are relatively small. The smaller datasets do not contain enough samples to train a robust model by CNN, so transfer learning can be applied to output a promising recognition. Our goal in this group of experiments was to compare the classification result between our proposed method and state-of-the-art methods. The best results were shown in Fig. 2 - 4.

It is clear that the proposed DeepCWC method outputted a higher recognition accuracy than normal CRC, CRC using deep features and other state-of-the-art methods, no matter which CNN model was used to extract the deep features. It is uncertain that using deep features would generate a higher recognition accuracy than using the original images. For example, when utilizing the ResNet_v1_101 model to extract features of the AR dataset, the CRC classifier performed better on original images than deep features, as shown in Fig. 2. And this was also true in some other experimental cases, which showed one of the limitations of a typical deep learning method. Furthermore, we observed the same results when using other CNN models, as shown in Fig. 3 and 4. But we did not demonstrate the results by the other methods like SRC and SVM, since the results were much

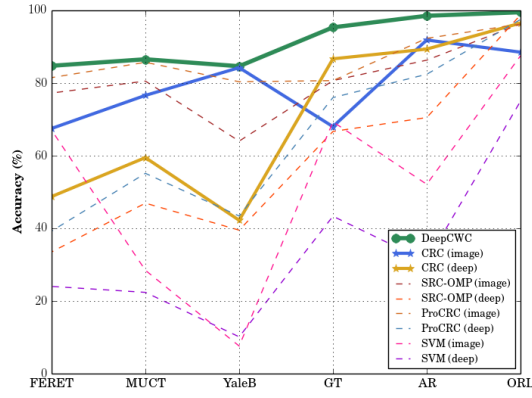


Figure 2. Face recognition accuracy obtained on facial datasets using the ResNet_v1_101 model. (Note: The subscript (image) after each method means using the original images, and (deep) indicates using the deep features. The same notations will be applied in the following figures.)

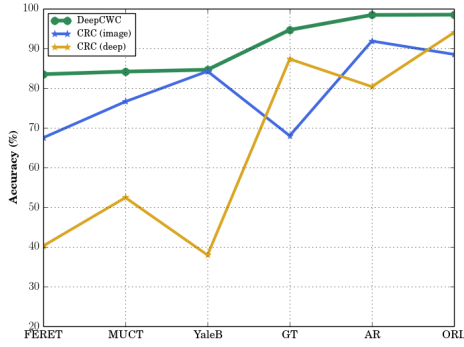


Figure 3. Face recognition using the ResNet_v2_101.

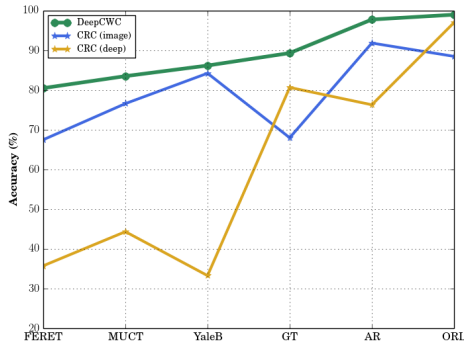


Figure 4. Face recognition using the Inception_v4.

Table 2. Results by various CNN models on the facial datasets

Dataset	Train	CRC [†]	Deep [†]	DeepCWC [†]	Impr [†]
FERET	71%	67.50	48.75	*84.75	25.56
			40.05	83.50	23.70
			35.75	80.50	19.26
MUCT	80%	76.60	59.47	*86.55	12.99
			52.42	84.16	9.87
			44.34	83.52	9.03
Yale B	78%	84.24	42.22	84.63	0.46
			37.94	84.63	0.46
			33.27	*86.19	2.31
GT	80%	68.00	86.67	*95.33	9.99
			87.33	94.67	8.40
			80.67	89.33	10.74
AR	65%	91.85	89.35	*98.52	7.26
			80.37	98.43	7.16
			76.30	97.78	6.46
ORL	50%	88.50	96.50	*99.50	3.11
			94.00	98.50	4.79
			97.00	99.00	2.06

* Indicate the highest accuracy.

[†] Three results are related with ResNet_v1_101, ResNet_v2_101, and Inception_v4.

lower than the ones via the ResNet_v1_101 model. The phenomenon confirmed the assumption that deep transfer learning has a problem in particular datasets, and therefore it is necessary to exploit a sophisticated classifier to implement a robust transfer learning. This is the very reason why we proposed the DeepCWC.

No matter which dataset, performing fusion of two feature sets based on the collaborative weight generated a higher recognition accuracy. Even in the cases that normal deep transfer learning was not working, e.g., on the FERET, MUCT, Yale B, GT, AR and ORL datasets, the proposed DeepCWC helped to stabilize the transfer learning by fusing features from the original images and the CNN models. The result demonstrated that the CNN models missed some discrimination, but we can retrieve the missing part from the original images. The fusion based on the collaborative weight created a robust deep transfer learning.

Our last observation in this set of experiments was to analyze the effect of different CNN models. According to the detailed comparison among all datasets and cases shown in Tab. 2 (the Deep refers to CRC on deep features), we found multiple CNN models, if not all, can be transferred to perform recognition on other datasets. However, our experiments revealed that the ResNet model outperformed the other models in most cases. For example, the accuracy on the FERET dataset via ResNet_v1_101 by our method was 84.75%, which is higher than ones via both ResNet_v2_101 (83.50%) and Inception_v4 (80.50%). This is true for all

face datasets except the Yale B dataset, where the result via Inception_v4 was the highest. But the difference among various deep models was tiny as well. Once again, this confirmed that it was not the chosen model, but the collaborative weight playing a crucial role in the DeepCWC.

4.3. Experimental results of object recognition

The next set of experiments were performed on some leaf and object datasets, including Flavia (leaf), COIL-100, CIFAR, and Fashion-MNIST. The results were consistent on all datasets, as shown in Fig. 5 - 7. Incorporating the deep features learned by various CNN models, ResNet_v1_101, ResNet_v2_101 and Inception_v4, the recognition accuracy (yellow) was much higher than the result on the original images (blue), except the result on the Flavia. However, the DeepCWC pushed the recognition up to an even higher level, and the improvements were stable on all datasets.

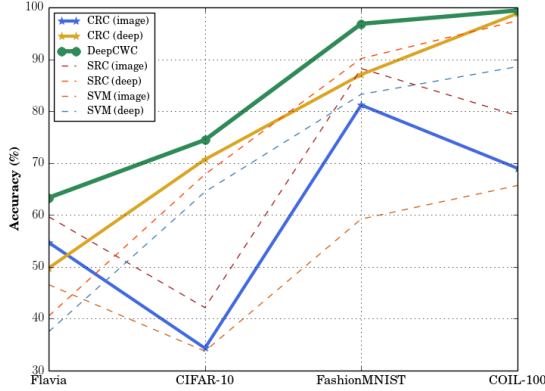


Figure 5. Object recognition accuracy obtained on 4 datasets using the ResNet_v1_101 model and different classifiers.

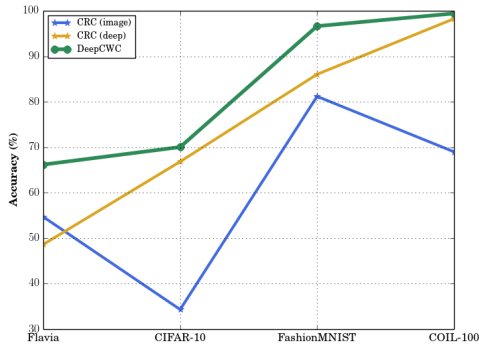


Figure 6. Object recognition using the ResNet_v2_101.

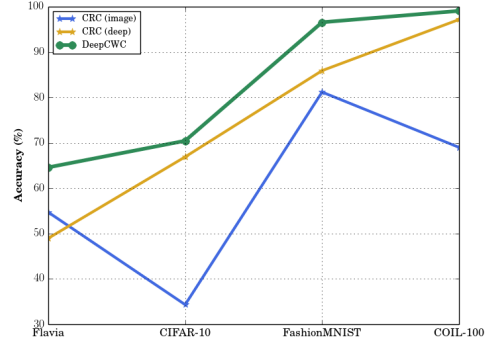


Figure 7. Object recognition using the Inception_v4.

Table 3. Improvements on the object datasets.

Dataset	Train	CRC [†]	Deep	DeepCWC	Impr
Flaiva	80%	54.70	49.76	63.32	15.76
			48.64	*66.19	21.01
			48.96	64.59	18.08
CIFAR-10	17%	34.33	70.69	*74.45	5.32
			69.11	72.38	4.73
			67.43	71.77	6.44
Fashion-MNIST	7%	81.18	87.06	*96.84	11.23
			86.04	96.63	12.31
			85.91	96.57	12.41
COIL-100	83%	69.00	98.83	*99.42	0.60
			98.25	*99.42	1.19
			97.17	99.08	1.97

The highest accuracy was obtained on the COIL-100 dataset when using the first 60 samples in each class (83%) as the training samples. Deep features are beneficial to classification on this dataset, where the DeepCRC (up to 98.83%) outperformed CRC (only 69.0%) by over 30%. That being said, the proposed DeepCWC still produced the highest accuracy of 99.42%, which reached a state-of-the-art level in recognition. On the Flavia leaf dataset, the improvement generated by collaborative weight were remarkable, though the accuracy was relatively lower, as shown in Tab. 3. The results on the CIFAR-10 dataset got an improvement as well. And the improvement (the column Impr) was calculated by the rate of the accuracy from the DeepCWC over the higher one between CRC on images and deep features, and the improvements on the Flavia and Fashion-MNIST were up to 21.01% and 12.41%, respectively.

Another state-of-the-art result was also obtained on the Fashion-MNIST dataset. This dataset contains images from Zalando's article [25]. All images are grayscale with a size of 28×28 pixels. The Fashion-MNIST is collected to serve as a replacement for the conventional MNIST dataset for

Table 4. Accuracy claimed on the FashionMNIST datasets.

Classifier	Prepro	Accuracy
VGG16 26M parameters *	None	93.5%
GoogleNet with cross-entropy loss *	None	93.7%
ResNet18 *	Yes	94.9%
MobileNet *	Yes	95.0%
DenseNet-BC 768K params *	Yes	95.4%
Dual path wide resnet 28-10 *	Yes	95.7%
WRN-28-10 *	Yes	95.9%
WRN-28-10 + Random Erasing *	Yes	96.3%
WRN40-4 8.9M params *	Yes	96.7%
The proposed DeepCWC	None	96.8%

* <https://github.com/zalandoresearch/fashion-mnist>

benchmarking machine learning methods. Therefore, it provides a training set of 60,000 images and a test set of 10,000 images. More details about this dataset can be found on <https://github.com/zalandoresearch/fashion-mnist>.

The claimed benchmark results generated by CNN-based methods were listed in Tab. 4, together with the result of our proposed DeepCWC. All the claimed results for the Fashion-MNIST were provided in the GitHub repository of the Fashion-MNIST, and we did not reproduce them by ourselves. The result demonstrated that our DeepCWC archives the highest when the paper was written, and obtained a state-of-the-art accuracy of 96.8%. The closest result to us was the one generated by WRN-28-10 (96.3%) and WRN40-4 with 8.9M parameters (96.7%), both of which applied standard preprocessing and augmentation techniques. However, there was no preprocessing applied in our experiments.

What is more, the implementation of DeepCWC is independent on the target dataset. The DeepCWC does not require to train a deep neural network on the Fashion-MNIST dataset like the claimed methods. It is able to reuse multiple pre-trained deep models, but still obtain a state-of-the-art recognition without a time consuming tuning process.

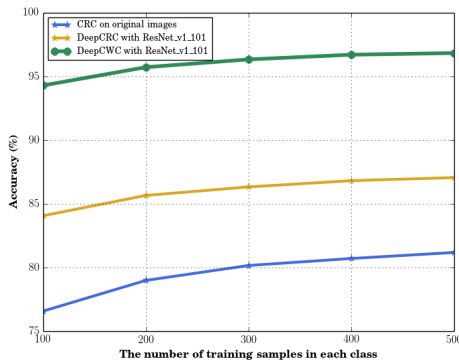


Figure 8. Recognition obtained on the Fashion-MNIST dataset.

Finally, we did not use all the training set ($6/7 = 85.7\%$) in the experiments, and only 7% of the samples (first 500 samples in each class) were used to train the model, as shown in Tab. 3. In other words, we used a much smaller training set to obtain a more robust classification. One reason why we did not follow the same benchmark standard is that currently the experiments are executed on the MATLAB runtime only, which is not applicable for loading a large training set all at once. Another reason is the accuracy had already reached a state-of-the-art level, so it is not necessary to increase the training set. One may concern what will be the real result when using the same benchmark standard. Because in some cases there would be an over-fitting problem if enlarging the training set. For this consideration, we evaluated the trend when increasing the training set gradually. The results were shown in Fig. 8. We can see that enlarging the training set led to a trend of increasing accuracy. On the other hand, we also covered the whole original test set in our expanding test set, which further ensures the reliability of our result.

4.4. Discussion

The experimental results demonstrated the improvement to deep transfer learning by the collaborative weight. With this novel fusion of deep features and original image features solved by the collaborative representation, the pre-trained CNN models can be efficiently transferred to a brand new domain. Besides this, the key outcomes from the experiments can be summarized as follows.

DeepCWC makes deep transfer learning workable on small datasets. One problem of deep learning methods is the requirement of a big dataset to train a reliable model. The small datasets provide insufficient samples for training a CNN model. Deep transfer learning makes sense in this case. The experiments proved that the DeepCWC well supports the smaller datasets, including both face and object datasets.

DeepCWC supports deep transfer learning on various CNN models. The experiments covered 3 different types of CNN models, which are ResNet_v1_101, ResNet_v2_101 and Inception_v4. The performance when using all three CNN models was stable all the time, and the results obtained by ResNet_v1_101 were slightly more convincing in many cases. We believe there should be more CNN models applicable to this collaborative weight-based method.

DeepCWC extends deep transfer learning to multiple vision tasks. The experiments were conducted for face recognition and object recognition in this paper, where the results in both cases well proved the robustness of the proposed DeepCWC. Retrieving the missing part of the abstract CNN models makes it capable of different image based recognition tasks.

DeepCWC produces a state-of-the-art classification result. The performance of the proposed methods demonstrates its ability to reach a state-of-the-art level on many datasets. Among them, DeepCWC placed first in the recently established Fashion-MNIST.

5. Conclusion

We designed a novel deep transfer learning method for image based recognition. The proposed method integrates the features learned from the original images with the deep features obtained by CNN models. The idea is the missing part in an abstract CNN model can be compensated by the features learned from the original images by a classifier. The classifier is based on a collaborative representation model, which learns sparse features by using a faster l_2 -norm regularization. The residual solved by normal images features was used to build a weight vector. This collaborative weight ensures the missing part of the CNN model will be integrated back. Our experiments for face recognition and object recognition demonstrated this proposed deep transfer learning method obtains a state-of-the-art performance. In particular, the recognition accuracy on the Fashion-MNIST dataset occupied the first place when the paper was written. The code with the results will be open source on GitHub.

References

- [1] A. L. Cambridge. The orl database of faces. <http://www.cl.cam.ac.uk/research/dtg/attarchive/facedatabase.html>. Online; accessed 12-October-2017.
- [2] T.-H. Chan, K. Jia, S. Gao, J. Lu, Z. Zeng, and Y. Ma. Pcanet: A simple deep learning baseline for image classification? *IEEE Transactions on Image Processing*, 24(12):5017–5032, 2015.
- [3] L. Chen, H. Man, and A. V. Nefian. Face recognition based on multi-class mapping of fisher scores. *Pattern Recognition*, 38(6):799–811, 2005.
- [4] Z. Ding, N. M. Nasrabadi, and Y. Fu. Task-driven deep transfer learning for image classification. In *Acoustics, Speech and Signal Processing (ICASSP), 2016 IEEE International Conference on*, pages 2414–2418. IEEE, 2016.
- [5] A. S. Georghiades, P. N. Belhumeur, and D. J. Kriegman. From few to many: Illumination cone models for face recognition under variable lighting and pose. *IEEE transactions on pattern analysis and machine intelligence*, 23(6):643–660, 2001.
- [6] K. He, X. Zhang, S. Ren, and J. Sun. Deep residual learning for image recognition. In *Proceedings of the IEEE conference on computer vision and pattern recognition*, pages 770–778, 2016.
- [7] C. Kandaswamy, J. C. Monteiro, L. M. Silva, and J. S. Cardoso. Multi-source deep transfer learning for cross-sensor biometrics. *Neural Computing and Applications*, 28(9):2461–2475, 2017.
- [8] H. Kaya, F. Gürpınar, and A. A. Salah. Video-based emotion recognition in the wild using deep transfer learning and score fusion. *Image and Vision Computing*, 65:66–75, 2017.
- [9] A. Krizhevsky and G. Hinton. Learning multiple layers of features from tiny images. 2009.
- [10] A. Krizhevsky, I. Sutskever, and G. E. Hinton. Imagenet classification with deep convolutional neural networks. In *Advances in neural information processing systems*, pages 1097–1105, 2012.
- [11] Y. LeCun, Y. Bengio, and G. Hinton. Deep learning. *Nature*, 521(7553):436–444, 2015.
- [12] H. Liu, J. Lu, J. Feng, and J. Zhou. Group-aware deep feature learning for facial age estimation. *Pattern Recognition*, 66:82–94, 2017.
- [13] J. Liu, Y. Wang, and Y. Qiao. Sparse deep transfer learning for convolutional neural network. In *AAAI*, pages 2245–2251, 2017.
- [14] A. M. Martinez. The ar face database. *CVC Technical Report*, 24, 1998.
- [15] S. Milborrow, J. Morkel, and F. Nicolls. The MUCT Landmarked Face Database. *Pattern Recognition Association of South Africa*, 2010. <http://www.milbo.org/muct>.
- [16] S. Nayar, S. Nene, and H. Murase. Columbia object image library (coil 100). *Department of Comp. Science, Columbia University, Tech. Rep. CUCS-006-96*, 1996.
- [17] S. J. Pan and Q. Yang. A survey on transfer learning. *IEEE Transactions on knowledge and data engineering*, 22(10):1345–1359, 2010.
- [18] P. J. Phillips, H. Moon, S. A. Rizvi, and P. J. Rauss. The feret evaluation methodology for face-recognition algorithms. *IEEE Transactions on pattern analysis and machine intelligence*, 22(10):1090–1104, 2000.
- [19] F. Schroff, D. Kalenichenko, and J. Philbin. Facenet: A unified embedding for face recognition and clustering. In *Proceedings of the IEEE Conference on Computer Vision and Pattern Recognition*, pages 815–823, 2015.
- [20] A. Sharif Razavian, H. Azizpour, J. Sullivan, and S. Carlsson. Cnn features off-the-shelf: an astounding baseline for recognition. In *Proceedings of the IEEE conference on computer vision and pattern recognition workshops*, pages 806–813, 2014.
- [21] C. Szegedy, S. Ioffe, V. Vanhoucke, and A. A. Alemi. Inceptionv4, inceptionresnet and the impact of residual connections on learning. In *AAAI*, pages 4278–4284, 2017.
- [22] K. Weiss, T. M. Khoshgoftaar, and D. Wang. A survey of transfer learning. *Journal of Big Data*, 3(1):9, 2016.
- [23] Y. Wen, K. Zhang, Z. Li, and Y. Qiao. A discriminative feature learning approach for deep face recognition. In *European Conference on Computer Vision*, pages 499–515. Springer, 2016.
- [24] J. Wright, A. Y. Yang, A. Ganesh, S. S. Sastry, and Y. Ma. Robust face recognition via sparse representation. *Pattern Analysis and Machine Intelligence, IEEE Transactions on*, 31(2):210–227, 2009.
- [25] H. Xiao, K. Rasul, and R. Vollgraf. Fashion-mnist: a novel image dataset for benchmarking machine learning algorithms, 2017.

- [26] Y. Xu, X. Fang, J. Wu, X. Li, and D. Zhang. Discriminative transfer subspace learning via low-rank and sparse representation. *IEEE Transactions on Image Processing*, 25(2):850–863, 2016.
- [27] Y. Xu, Z. Zhong, J. Yang, J. You, and D. Zhang. A new discriminative sparse representation method for robust face recognition via l2 regularization. *IEEE transactions on neural networks and learning systems*, 28(10):2233–2242, 2017.
- [28] J. Yosinski, J. Clune, Y. Bengio, and H. Lipson. How transferable are features in deep neural networks? In *Advances in neural information processing systems*, pages 3320–3328, 2014.
- [29] S. Zeng, J. Gou, and X. Yang. Improving sparsity of coefficients for robust sparse and collaborative representation-based image classification. *Neural Computing & Applications*, pages 1–14, 2017.
- [30] S. Zeng, X. Yang, and J. Gou. Multiplication fusion of sparse and collaborative representation for robust face recognition. *Multimedia Tools and Applications*, pages 1–19, 2016.
- [31] S. Zeng, X. Yang, J. Gou, and J. Wen. Integrating absolute distances in collaborative representation for robust image classification. *Caai Transactions on Intelligence Technology*, 1(2):189–196, 2016.
- [32] L. Zhang, M. Yang, and X. Feng. Sparse representation or collaborative representation: Which helps face recognition? In *IEEE International Conference on Computer Vision*, pages 471–478, 2012.