

# Algorithmic Information Dynamics of Persistent Patterns and Colliding Particles in the Game of Life\*

Hector Zenil<sup>1,2,3,4</sup>, Narsis A. Kiani<sup>1,2,3,4</sup>, Jesper Tegnér<sup>2,3,5</sup>

<sup>1</sup> Algorithmic Dynamics Lab, Center for Molecular Medicine, Karolinska Institute, Stockholm, Sweden

<sup>2</sup> Unit of Computational Medicine, Department of Medicine, Karolinska Institutet, Stockholm, Sweden

<sup>3</sup> Science for Life Laboratory, SciLifeLab, Stockholm, Sweden

<sup>4</sup> Algorithmic Nature Group, LABORES for the Natural and Digital Sciences, Paris, France

<sup>5</sup> Biological and Environmental Sciences and Engineering Division, Computer, Electrical and Mathematical Sciences and Engineering Division, King Abdullah University of Science and Technology (KAUST), Kingdom of Saudi Arabia  
{hector.zenil, narsis.kiani, jesper.tegner}@ki.se

## Abstract

We demonstrate the way to apply and exploit the concept of *algorithmic information dynamics* in the characterization and classification of dynamic and persistent patterns, motifs and colliding particles in, without loss of generalization, Conway's Game of Life (GoL) cellular automaton as a case study. We analyze the distribution of prevailing motifs that occur in GoL from the perspective of algorithmic probability. We demonstrate how the tools introduced are an alternative to computable measures such as entropy and compression algorithms which are often nonsensitive to small changes and features of non-statistical nature in the study of evolving complex systems and their emergent structures.

**Keywords:** Kolmogorov-Chaitin complexity; cellular automata; algorithmic probability; algorithmic Coding Theorem, Turing machines; Algorithmic Information Theory; Game of Life; dynamic pattern classification

---

\*Source code available at: <https://github.com/hzenilc/algorithmicdynamicGoL.git>

# 1 Introduction

The concept of *Algorithmic Information Dynamics* (or just *algorithmic dynamics*), heavily based on the theories of Computability and Algorithmic Information, as a calculus to study the causal changing/evolving dynamics of systems was introduced in [30]. Here we study and demonstrate the application and utility of these methods to characterize evolving emerging patterns and interactions (collisions) in a well-studied example of a dynamical (discrete) complex system.

The main of *algorithmic dynamics* idea is to trace in detail the changes in algorithmic probability —estimated by local observations—of evolving open complex system even for observation with a common source given that in the general case there is no full access (as in the real-world) to the system’s underlying generating mechanisms nor non-trivial systems are closed in practice, yet from observations algorithmic models can be produced and their likelihood to be the producers estimated.

## 2 Preliminaries and Methods

### 2.1 Emergent patterns in the Game of Life

Conway’s Game of Life [7] (GoL) is a 2-dimensional cellular automata (see Figure 8 Sup. Inf.). A cellular automaton is a computer program that applies in parallel a global rule composed by local rules on a tape of cells with symbols (e.g. binary). The local rules governing GoL are traditionally written as follows:

- A live cell with fewer than two live neighbours dies.
- A live cell with more than three live neighbours dies.
- A live cell with two or three live neighbours continues to live.
- A dead cell with three live neighbours becomes a live cell.

Following [6], we call a pattern in GoL a configuration that contains only a finite number of ‘alive’ cells and if it is prevailing and can be found with high frequency we call it a motif.

The so-called pattern ‘glider’ is a small pattern that emerges from GoL that travels diagonally at a speed of  $t/4$  across the grid and are the smallest and fastest motifs in GoL, where  $t$  is the automaton runtime from initial condition  $t = 0$ .

Glider collisions and interactions can produce other particles such as blocks, beehives, blinkers, traffic lights, including an uncommon pattern known as the Eater in the general informal literature of the automaton. Particle interaction profiling may thus key in controlling the way in which computation can happen withing the cellular automaton. For example, using only gliders, one can build a pattern that acts like a finite state machine connected to two counters. This has the same computational power as a universal Turing machine, so, using the

glider, the Game of Life automaton was proven to be Turing-universal, that is as powerful as any computer with unlimited memory and no time constraints [1].

GoL is an example of 2-dimensional cellular automaton that is not only Turing-universal but also intrinsic universal [6]. This means that the Game of Life does not only compute any computable function but can also emulate the behaviour of any other 2D-dimensional cellular automaton (under rescaling).

## 2.2 Shannon entropy

The entropy of a discrete random variable  $s$  with possible values  $s_1, \dots, s_n$  and probability distribution  $P(s)$  is defined as:

$$H(s) = - \sum_{i=1}^n P(s_i) \log_2 P(s_i)$$

where if  $P(s_i) = 0$  for some  $i$ , then  $\log_2(0) = 0$ .

In the case of arrays or matrices  $s$  is a random variable in a set of arrays or matrices according to some probability distribution (usually the uniform is assumed given that Shannon entropy per se does not provide the means to update  $P(s)$ ).

## 2.3 Lossless compression

Lossless compression algorithms have traditionally been used to approximate the Kolmogorov complexity of an object (e.g. a string). Data compression can be viewed as a function that maps data onto other data using the same units or alphabet (if the translation is into different units or a larger or smaller alphabet, then the process is called an encoding). Compression is successful if the resulting data are shorter than the original data plus the decompression instructions needed to fully reconstruct said original data. For a compression algorithm to be lossless, there must be a reverse mapping from compressed data to the original data. That is to say, the compression method must encapsulate a bijection between “plain” and “compressed” data, because the original data and the compressed data should be in the same units.

A caveat of lossless compression is that lossless compression based on the most popular algorithms such as LZW (Gzip, PNG, Compress) that are traditionally considered to be approximations to algorithmic (Kolmogorov) complexity are more related to Shannon entropy than to algorithmic complexity (that we will denote by  $K$ ). This is because these popular algorithms implement a method that traverses an object looking for trivial repetitions from which a basic grammar is produced based on frequency.

## 2.4 Algorithmic probability and complexity

A seminal concept in the theory of algorithmic information is that of Algorithmic Probability. The algorithmic probability of a string  $s$  is a measure that describes

the probability that a valid random program  $p$  produces the string  $s$  when run on a universal Turing machine  $U$ . In equation form this can be rendered as

$$m(s) = \sum_{p:U(p)=s} 1/2^{|p|}$$

That is, the sum over all the programs  $p$  for which  $U$  outputs  $s$  and halts.

The Algorithmic Probability [23, 14] measure  $m(s)$  is related to algorithmic complexity  $K(s)$  in that  $m(s)$  is at least the maximum term in the summation of programs, given that the shortest program carries the greatest weight in the sum. The Coding Theorem further establishes the connection between  $m(s)$  and  $K(s)$  as follows:

$$| -\log_2 m(s) - K(s) | < c \quad (1)$$

where  $c$  is a fixed constant, independent of  $s$ . The Coding Theorem implies that [5, 20] one can estimate the algorithmic complexity of a string from its frequency. By rewriting Eq. 1 as:

$$K_m(s) = -\log_2 m(s) + c \quad (2)$$

where  $\mathcal{O}(1)$  is a constant. One can see that it is possible to approximate  $K$  by approximations to  $m$  (such finite approximations have been also explored in [21] on integer sequences), with the added advantage that  $m(s)$  is more sensitive to small objects [5] than the traditional approach to  $K$  using lossless compression algorithms, which typically perform poorly for small objects (e.g. small patterns).

A major improvement towards approximating the algorithmic complexity of strings, images, graphs and networks based on the concept of algorithmic probability (AP) offers a different and more stable and robust approximations to algorithmic complexity by way of the so-called algorithmic Coding theorem (c.f. below). The method, called Coding Theorem Method, suffers of the same drawback than other approximations to  $K$ , including lossless compression, related to the additive constant involved in the *invariance theorem* as introduced by Kolmogorov, Chaitin and Solomonoff [13, 3, 23] that guarantees convergence towards  $K$  but its rate of convergence is unknown. The chief advantage of the algorithm is, however, that algorithmic probability (AP) [23, 14] does not only look for repetitions but for algorithmic causal segments, such as in the deterministic nature of the digits of  $\pi$  without the need of distribution assumptions.

As illustrated in Figure 1, an isolated observation window does not contain all the algorithmic information of an evolving system, in particular it may not contain all the complexity to be able to infer the minimal set of generating rules, so in practice the phenomena in the window appears to be driven by external processes that are random for all practical purposes while some others can be explained by interacting/evolving local patterns in space and time. So, even though GoL is a fully deterministic system and its algorithmic complexity  $K$  can only grow by  $\log(t)$ , one can estimate  $K(w)$  of a cross section  $w$  of a

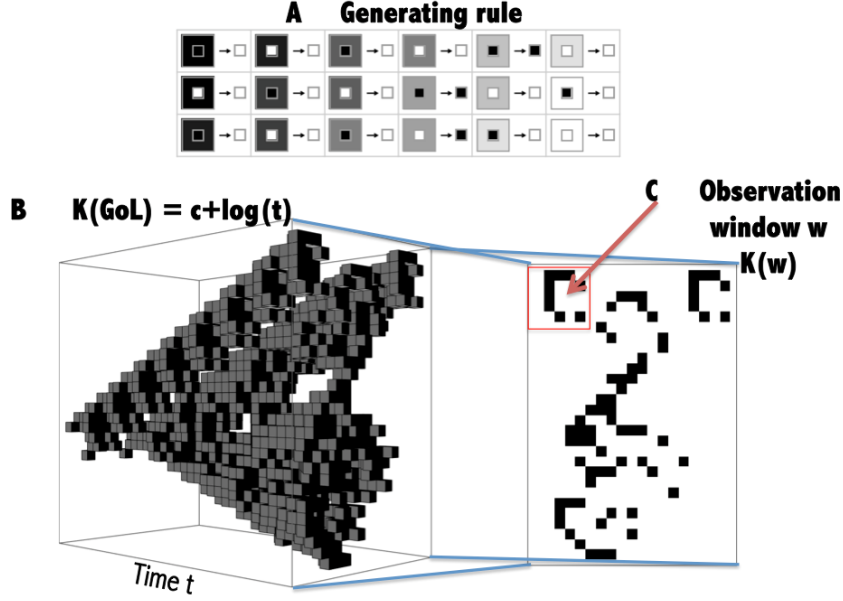


Figure 1: The algorithmic complexity of an observation. A: Generating rule of Conway's Game of Life (GoL), a 2-dimensional Cellular Automaton whose global rule is composed by local rules that can be represented by the average of the values of the cells in the (Moore) neighbourhood (property also called totalistic [25]). B: 3D space-time representation of GoL. C: Slice window  $w$  of the observed evolution of GoL.

deterministic system like GoL and study its algorithmic dynamics (the change of  $K(w)$  over time).

## 2.5 The Coding Theorem and Block Decomposition Method

The method here studied and applied was first defined in [28, 33] and is, in many respects, independent of the observer to the best available extent. For example, unlike popular implementations of lossless compression used to approximate algorithmic complexity (such as LZW) the method based on the Algorithmic Probability averages over a large number of computer programs found to reproduce the output thus making the problem of the choice of enumeration less relevant compared to the more arbitrary choice of lossless compression algorithm. The advantage of the measure of graph algorithmic complexity is that and when it diverges from algorithmic complexity because it requires greater computational power, it then collapses into Shannon entropy [33].

The *Coding Theorem Method* (CTM) [5, 20] is rooted in the relation provided by Algorithmic Probability between frequency of production of a string from a

random program and its Kolmogorov complexity (Eq. 1, also called algorithmic *Coding theorem*, in contrast with another coding theorem in classical information theory). Essentially it uses the fact that the more frequent a string (or object) is, the lower algorithmic complexity it has; and strings of lower frequency have higher algorithmic complexity.

The approach consists in determining the algorithmic complexity of a matrix by quantifying the likelihood that a random Turing machine operating on a 2-dimensional tape can generate it and halt. The *Block Decomposition Method* (BDM) decomposes the adjacency matrix into smaller matrices for which we can numerically calculate its algorithmic probability by running a large set of small 2-dimensional deterministic Turing machines, and therefore its algorithmic complexity upon application of the algorithmic Coding theorem. Then the overall complexity of the original adjacency matrix is the sum of the complexity of its parts, albeit a logarithmic penalization for repetitions, given that  $n$  repetitions of the same object only adds  $\log_2 n$  complexity to its overall complexity as one can simply describe a repetition in terms of the multiplicity of the first occurrence. More formally, the Kolmogorov complexity of a matrix  $G$  is defined as follows:

$$BDM(g, d) = \sum_{(r_u, n_u) \in A(G)_{d \times d}} \log_2(n_u) + CTM(r_u) \quad (3)$$

where  $K_m(r_u)$  is the approximation of the algorithmic (Kolmogorov-Chaitin) complexity of the subarrays  $r_u$  by using the algorithmic Coding theorem (Eq. 2), method that we denote by CTM,  $A(G)_{d \times d}$  represents the set with elements  $(r_u, n_u)$ , obtained when decomposing the adjacency matrix of  $G$  into non-overlapping squares of size  $d$  by  $d$ . In each  $(r_u, n_u)$  pair,  $r_u$  is one such square and  $n_u$  its multiplicity (number of occurrences). From now on  $K_{BDM}(g, d = 4)$  may be denoted only by  $K(G)$  but it should be taken as an approximation to  $K(G)$  unless otherwise stated (e.g. when talking the the theoretical true  $K(G)$  value).

A contribution of these algorithmic-based measures is that the 2-dimensional versions of both CTM and BDM are native bidimensional measures of complexity and thus they do not destroy the 2-dimensional structure of an adjacency matrix. This is by making a generalization of the algorithmic Coding theorem using 2-dimensional Turing machines, this way we can define the probability of production of an adjacency matrix as the result of a randomly chosen deterministic 2-dimensional-tape Turing machine without any array transformations to a string hence making it dependable on an arbitrary mapping.

### 3 Results

#### 3.1 Characterization of particle symmetries

Figure 2 A suggests that highly symmetric patterns/motifs that produce about the same number of black and white pixels and look similar (small standard vari-

ation) for Entropy can actually have more complex shapes than those profiled by Entropy alone. Similar results were obtained before and after normalizing by pattern size (length  $\times$  width). Shannon entropy characterizes highest symmetry as having lowest randomness, but both lossless compression and algorithmic probability (BDM) suggest that highly symmetric shapes can also reach higher complexity.

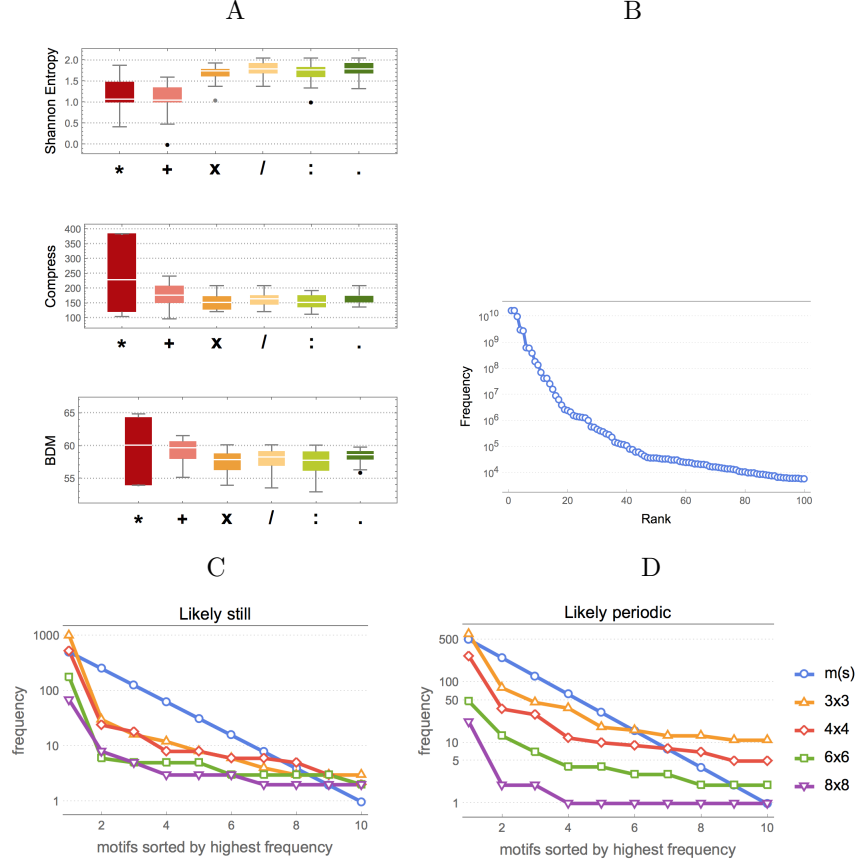


Figure 2: A: Classical and algorithmic measures versus symmetries of the top 100 most frequent patterns (hence motifs) in GoL. The measures show diverse (and similar) capabilities to separate patterns of highest and lowest number of symmetries. Notation for the square dihedral group  $D_4$ : invariant to all possible rotations ( $*$ ), to all reflections ( $+$ ), to 2 rotations ( $\times$ ) only and to 2 reflections ( $/$ ), 1 rotation ( $:$ ) and 1 reflection ( $.$ ). B: The heavily long-tail distribution of local persistent patterns in GoL (of less than  $10 \times 10$  pixels) from the 100 most frequent emerging patterns and of (C and D) most-likely still and periodic structures.

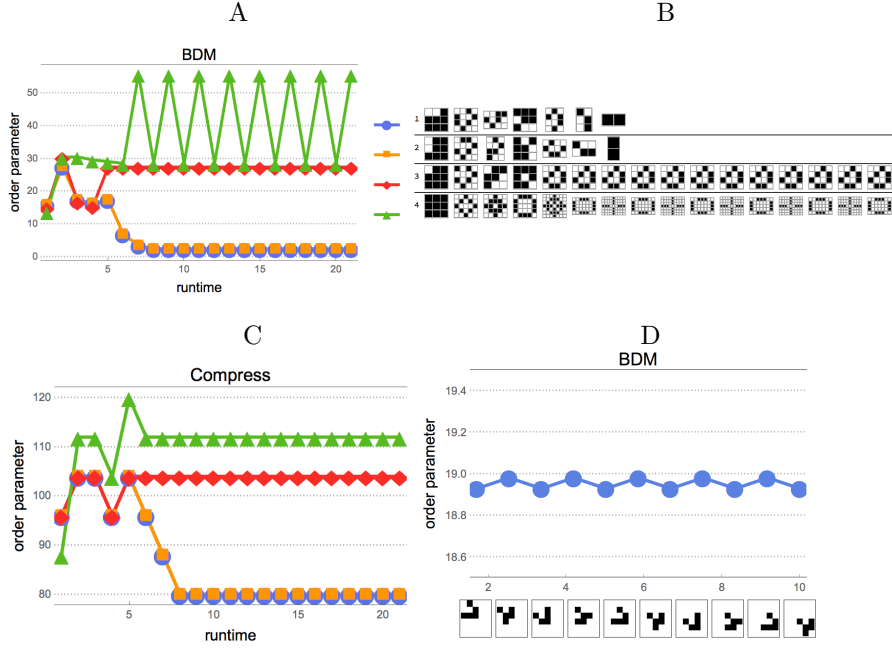


Figure 3: A: Algorithmic probability approximation by BDM. B: Compress (based on LZW) fails (compared to BDM) to characterize small changes in local emergent patterns. C: All evolving patterns in GoL of size  $3 \times 3$  cells/pixels. D: Algorithmic dynamics of a free particle (the most popular local moving pattern in GoL, the glider), with BDM capturing its 2 oscillating shapes in a closed moving window of  $4 \times 4$  cells running for 11 steps.

### 3.2 Algorithmic probability of emergent patterns

The distribution of motifs (the 100 most frequent local persistent patterns) of GoL was reported first in [http://www.homes.uni-bielefeld.de/achim/freq\\_top\\_life.html](http://www.homes.uni-bielefeld.de/achim/freq_top_life.html) by starting from 1 829 196 random seed (in a tori configuration) with initial density 0.375 black cells over a grid size of  $2048 \times 2048$ . and from which 50 158 095 316 objects were found. Given the structured nature of the output of GoL, taking larger blocks reveals this structure (see Figure 2 B and C), if the pattern were random the block decomposition would have highest block entropy and the distribution of patterns would start flat and remain flat. However, the higher number of structures, the less uniform, but larger blocks will tend to flatten the distributions. Figure 2 B and C show that the distribution of motifs as shown in Figure 2 A may be explained by the Universal Distribution as predicted by Algorithmic Probability (see Figure 9 Sup. Inf. for estimations of AP by BDM to the top and bottom 20 motifs in GoL).



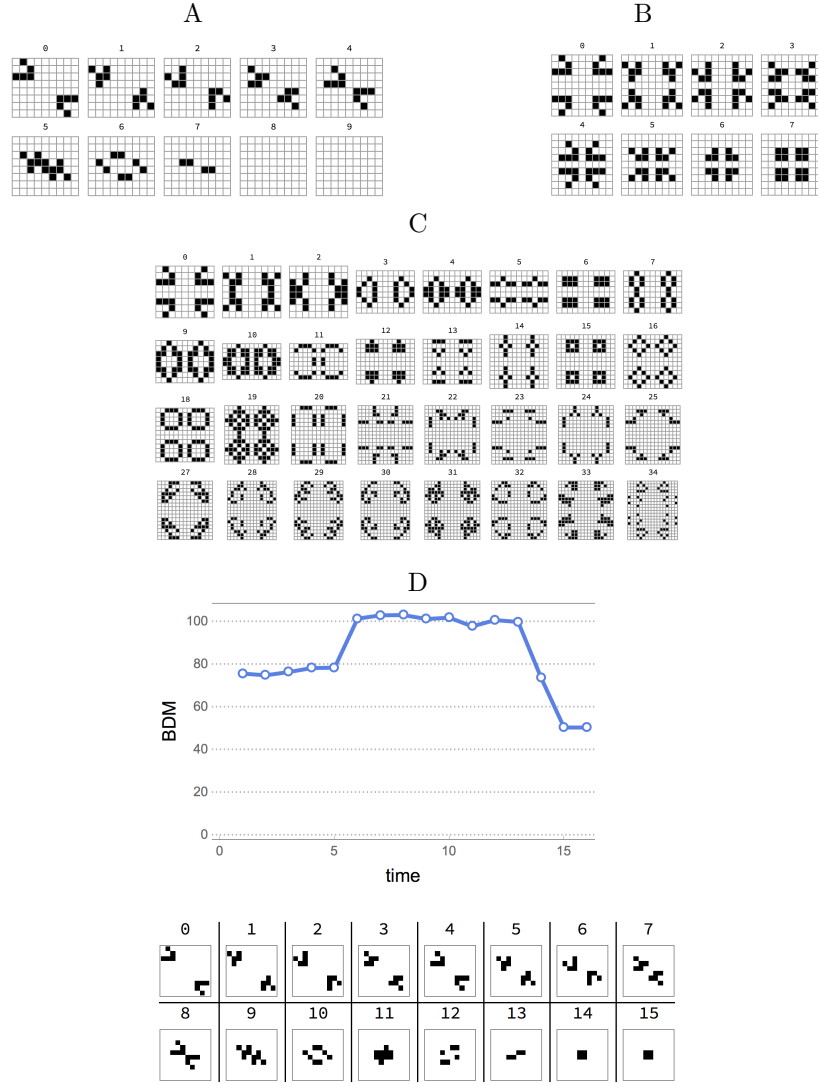


Figure 4: A, B and C: 3 possible collisions showing 2-particle annihilation (A), stability (B) and instability, i.e. production of new particles (C). D: The algorithmic information dynamics of a 2-particle stable collision.

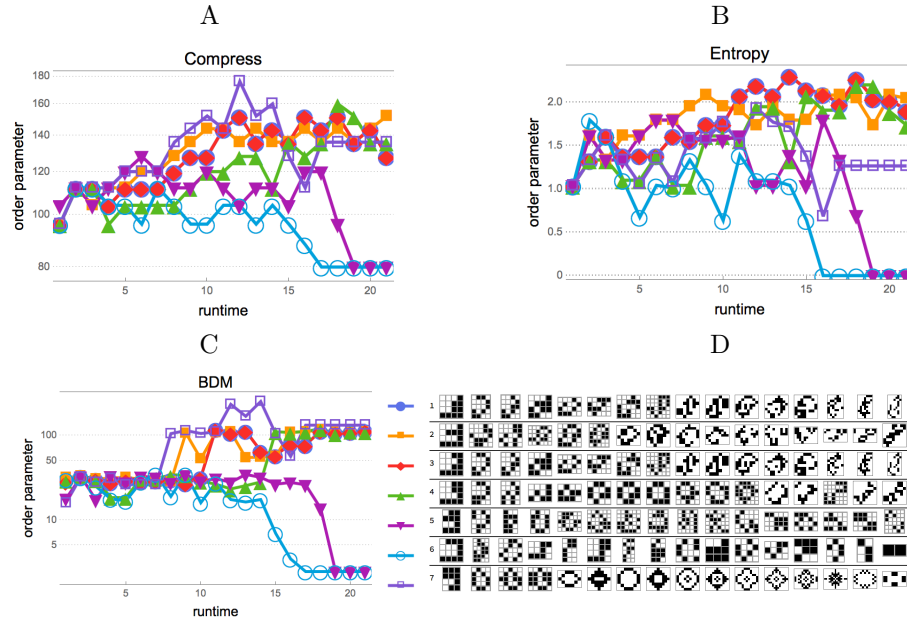


Figure 5: Compress (A) and Entropy (B) retrieve very noisy results compared to BDM (C) that converges faster and separates the dynamic behaviour of all emerging patterns in GoL of size  $4 \times 4$  pixels.

### 3.3 Algorithmic dynamics of evolving patterns

While each pattern evolution comes from the same cause, each pattern is isolated from the underlying grid and cellular automaton global rule which is unknown. Figure 3 demonstrates how the algorithmic probability approach approximated by BDM captures change even for small patterns where lossless compression may fail because of reasons studied before [5, 20, 22].

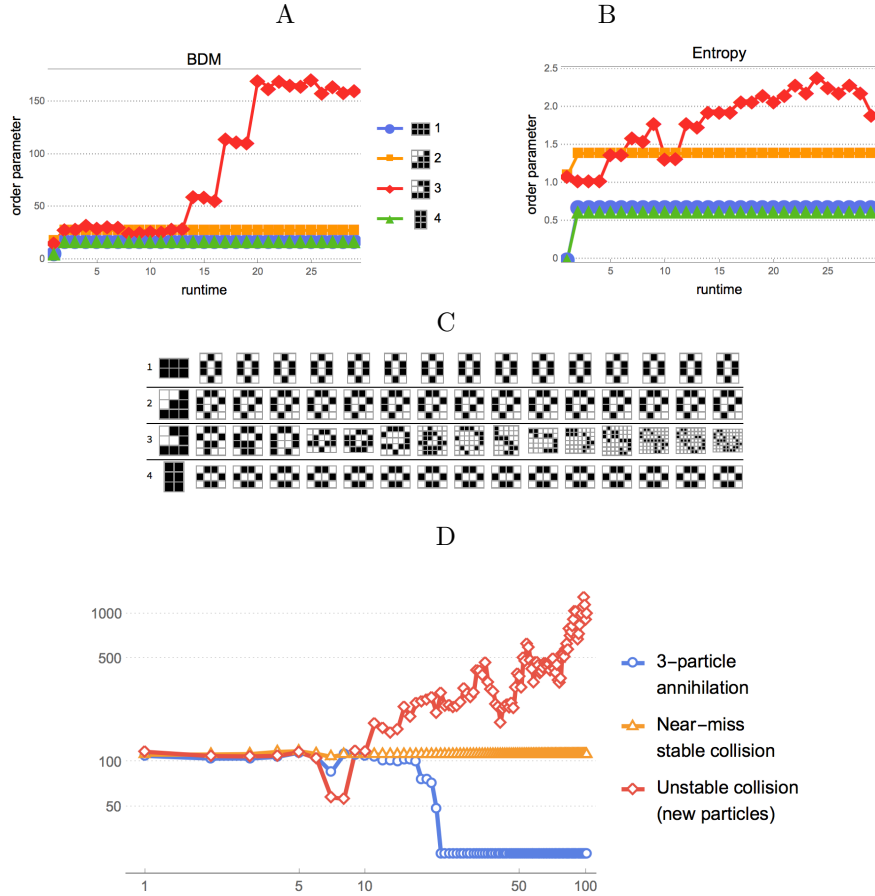


Figure 6: A: BDM returns the best separation compared to Entropy (B) collapsing all simplest cases (D1, D2 and D4) to the bottom closest to zero diverging from the only open-ended case (D3). C: 16 steps corresponding to evolving steps of the 4 cases captured in A and B. C: The algorithmic information dynamics of 3 particle interactions/collisions. The unstable collision corresponds to Figure 4 D, the 3-particle annihilation is qualitatively similar to the 2-particle Figure 4 A and the near-miss stable collision corresponds to Figure 4 B where the 4 particles look like about to collide but they appear not to do so (hence ‘near miss’). Starting seeds are shown in (see Figure 10 Sup. Inf.).

In the past, we have, on the one hand, introduced evaluations of complexity by means of AP-based measures; and, on the other hand, characterizations of the Game of Life by compression over time. Here, we introduce the best of both worlds, the investigation of this cellular automaton over time but using an AP-based measure proving advantages in the characterization of emergent patterns, as shown in Figure 3 and 5, and in Figs. 6 and 7 in the Sup. Inf.

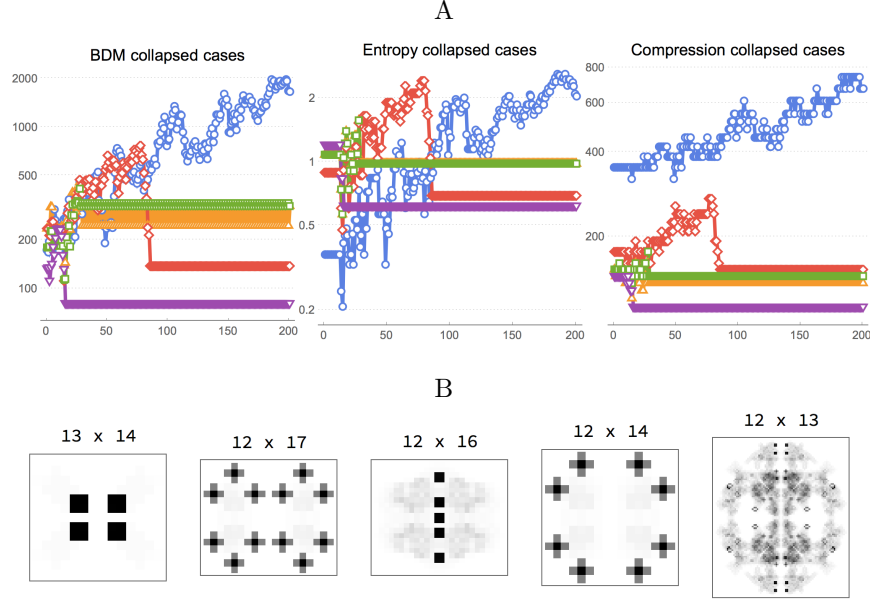


Figure 7: A: Collapsed cases suggesting clusters of dynamical system attractors of colliding gliders in GoL. B: Density plot of all non-trivial (with non all-annihilated particles) different qualitative interactions among 4 particles. The darker the later and more persistent in time.

### 3.4 Algorithmic dynamic profiling of particle collisions

Particle collision in cellular automata as in high particle physics supercolliders has been studied before with very interesting results [19] demonstrating the computational capabilities of particle interaction where both annihilation and new particle production is key in these capabilities. Here we introduce a method to characterize some of these interactions by tracking the algorithmic information dynamics of classical particle collision and interaction in GoL. Figure 4 Sup. Inf. shows concrete examples of particle collisions in GoL and the algorithmic dynamic characterization of one of such interactions.

Figure 6 E illustrates how tracking the interaction of colliding particles is characterized by their algorithmic dynamics with the case in which 4 particles prevail the algorithmic probability estimated by BDM remains constant, the

annihilation case collapses to 0 and the unstable collision producing more particles diverges. In the numerical experiment reported in Figure 7 A, a series of all possible interactions were run and their (algorithmic) information dynamics tracked, collapsing into the cases shown in Figure 7 B.

## 4 Conclusions

We have introduced the idea and accompanying tools and methods to measure the *algorithmic information dynamics* of a discrete dynamical system, in particular of evolving local patterns (particles) and interacting objects (colliding particles) on a popular 2-dimensional cellular automaton. We have shown the different capabilities of both classical information and algorithmic complexity (both by a method based on algorithmic probability and by a method based on lossless compression).

## References

- [1] E.R. Berlekamp, J.H. Conway, R.K. Guy, *Winning Ways for your Mathematical Plays* (2nd ed.), A K Peters Ltd., 2004.
- [2] A.H. Brady, The determination of the value of Rado’s noncomputable function  $\Sigma(k)$  for four-state Turing machines, *Mathematics of Computation* 40 (162): 647–665, 1983.
- [3] G.J. Chaitin, On the length of programs for computing finite binary sequences: Statistical considerations, *Journal of the ACM*, 16(1):145–159, 1969.
- [4] T.M. Cover, J.A. Thomas, *Elements of Information Theory*, Wiley Series in Telecommunications and Signal Processing, Wiley-Blackwell; 2nd. Edition ed., 2006.
- [5] J.-P. Delahaye & H. Zenil, Numerical Evaluation of the Complexity of Short Strings: A Glance Into the Innermost Structure of Algorithmic Randomness, *Applied Math. and Comp.*, 2012.
- [6] B. Durand, Zs. Róka, The Game of Life: universality revisited, Research Report No 98-01, 1998.
- [7] M. Gardner, “Mathematical Games – The fantastic combinations of John Conway’s new solitaire game ‘life’”. *Scientific American*. 223: 120–123, 1970.
- [8] N. Gauvrit, H. Singmann, F. Soler-Toscano, H. Zenil, Algorithmic complexity for psychology: A user-friendly implementation of the coding theorem method, *Behavior Research Methods*, vol. 48:1, pp. 1–16, 2015.

- [9] N. Gauvrit, F. Soler-Toscano, H. Zenil, Natural scene statistics mediate the perception of image complexity, *Visual Cognition*, vol. 22:8, pp.1084–1091, 2014.
- [10] S.W. Golomb, Polyominoes (2nd ed.). Princeton, New Jersey: Princeton University Press, 1994.
- [11] V. Kempe, N. Gauvrit, D. Forsyth, Structure emerges faster during cultural transmission in children than in adults, *Cognition*, Cognition vol. 136, pp 247254, 2015.
- [12] W. Kircher, M. Li, and P. Vitányi, The Miraculous Universal Distribution, *The Mathematical Intelligencer*, 19:4, 7–15, 1997.
- [13] A.N. Kolmogorov, Three approaches to the quantitative definition of information, *Problems of Information and Transmission*, 1(1):1–7, 1965.
- [14] L. Levin, Laws of information conservation (non-growth) and aspects of the foundation of probability theory, *Problems in Form. Transmission* 10. 206–210, 1974.
- [15] L. Ma, O. Brandouy, J.-P. Delahaye and H. Zenil, Algorithmic Complexity of Financial Motions, *Research in International Business and Finance*, pp. 336-347, 2014.
- [16] T. Radó, On non-computable functions, *Bell System Technical Journal*, Vol. 41, No. 3, pp. 877–884, 1962.
- [17] N. Gauvrit, H. Zenil, J.-P. Delahaye and F. Soler-Toscano Algorithmic complexity for short binary strings applied to psychology: a primer, *Behavior Research Methods*, vol. 46, Issue 3, 2014, pp. 732–744.
- [18] N. Gauvrit, H. Zenil, F. Soler-Toscano, J.-P. Delahaye, P. Brugger, *Human Behavioral Complexity Peaks at Age 25*, PLoS Comput Biol 13(4): e1005408, 2017.
- [19] G.J. Martínez, A. Adamatzky, and H.V. McIntosh, A Computation in a Cellular Automaton Collider Rule 110, In Andrew Adamatzky (Ed.), *Advances in Unconventional Computing* pp. 391–428, Springer Verlag, 2016.
- [20] F. Soler-Toscano, H. Zenil, J.-P. Delahaye and N. Gauvrit, “Calculating Kolmogorov Complexity from the Output Frequency Distributions of Small Turing Machines”, *PLoS ONE* 9(5): e96223.
- [21] F. Soler-Toscano, H. Zenil, A Computable Measure of Algorithmic Probability by Finite Approximations with an Application to Integer Sequences, *Complexity*, vol. 2017 (2017), Article ID 7208216.
- [22] F. Soler-Toscano, H. Zenil, J.-P. Delahaye and N. Gauvrit, Correspondence and Independence of Numerical Evaluations of Algorithmic Information Measures, *Computability*, vol. 2, number 2 (2013), pp. 125–140.

- [23] R.J. Solomonoff, A formal theory of inductive inference: Parts 1 and 2. *Information and Control*, 7:1–22 and 224–254, 1964.
- [24] Weisstein, Eric W. “Polyomino.” From MathWorld—A Wolfram Web Resource. <http://mathworld.wolfram.com/Polyomino.html>
- [25] S. Wolfram, *A New Kind of Science*, Wolfram Media, Champaign, IL. 2002.
- [26] H. Zenil and J-P. Delahaye, On the Algorithmic Nature of the World, In G. Dodig-Crnkovic and M. Burgin (eds), *Information and Computation*, World Scientific Publishing Company, 2010.
- [27] H. Zenil and J.-P. Delahaye, An Algorithmic Information-theoretic Approach to the Behaviour of Financial Markets, *Journal of Economic Surveys*, vol. 25-3, pp. 463, 2011.
- [28] H. Zenil, F. Soler-Toscano, J.-P. Delahaye and N. Gauvrit, Two-Dimensional Kolmogorov Complexity and Validation of the Coding Theorem Method by Compressibility, *PeerJ Comput. Sci.*, 1:e23, 2015.
- [29] H. Zenil, Algorithmic Data Analytics, Small Data Matters and Correlation versus Causation. In Max Ott, Wolfgang Pietsch, Jörg Wernecke (eds.) *Berechenbarkeit der Welt? Philosophie und Wissenschaft im Zeitalter von Big Data*, Springer Verlag, Heidelberg, 2017.
- [30] H Zenil, N.A. Kiani, F. Marabita, Y. Deng, S. Elias, A. Schmidt, G. Ball, J. Tegnér, An Algorithmic Information Calculus for Causal Discovery and Reprogramming Systems, *submitted*.
- [31] H. Zenil, F. Soler-Toscano, K. Dingle and A. Louis, Correlation of automorphism group size and topological properties with program-size complexity evaluations of graphs and complex networks, *Physica A: Statistical Mechanics and its Applications*, Volume 404, pp. 341–358, 2014.
- [32] H. Zenil, N.A. Kiani and J. Tegnér, Methods of Information Theory and Algorithmic Complexity for Network Biology, *Seminars in Cell and Developmental Biology*, vol. 51, pp. 32-43, 2016.
- [33] H. Zenil, F. Soler-Toscano, N.A. Kiani, S. Hernández-Orozco, A. Rueda-Toicen, A Decomposition Method for Global Evaluation of Shannon Entropy and Local Estimations of Algorithmic Complexity, arXiv:1609.00110 [cs.IT].
- [34] H. Zenil, N.A. Kiani and Jesper Tegnér, Low Algorithmic Complexity Entropy-deceiving Graphs, *Phys Rev E*. 96, 012308, 2017.

## Supplementary Information

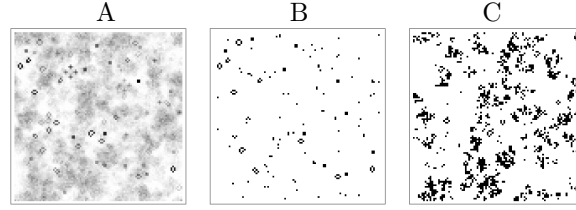


Figure 8: A typical run of the Game of Life (GoL). A: Density plot with persistent motifs highlighted and vanishing ones in various lighter shades of grey. B: Only prevailing motifs from the initial condition as depicted in C.

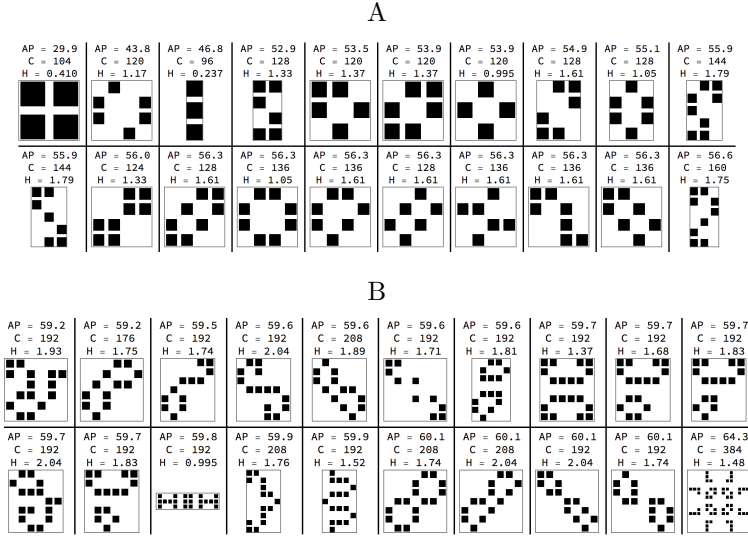


Figure 9: A: Top 20 and B: bottom 20 most and least algorithmic complex local persistent patterns in GoL (AP is the BDM estimation, C is lossless compression by Compress, and H is classical Shannon Entropy).

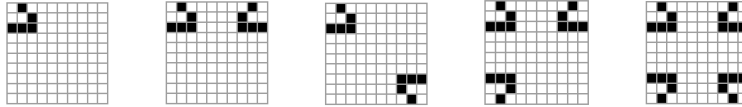


Figure 10: Set of initial conditions set for particle (glider) collision. From left to right: free particle, side 2-particle collision, 2-particle front collision, 3-particle collision and 4-particle collision.