

Still Hammerable and Exploitable: on the Effectiveness of Software-only Physical Kernel Isolation

Yueqiang Cheng
Baidu USA XLab

Zhi Zhang
Data61, CSIRO
UNSW, Australia

Surya Nepal
Data61, CSIRO

Abstract

All the state-of-the-art rowhammer attacks can break the MMU-enforced inter-domain isolation based on the fact that the physical memory owned by each domain is adjacent to each other. To mitigate such attacks, CATT [5] as the first generic and practical technique, essentially separates each domain physically. It divides the physical memory into multiple partitions and keeps each partition occupied by only one domain, called the *single ownership* invariant. Hence, all existing rowhammer attacks are effectively defeated.

In this paper, we develop a novel practical exploit, which could effectively defeat CATT and gain both *root* and *kernel* privileges, without exhausting page cache and system memory, or relying on any virtual-to-physical mapping information. Specifically, our key observation is that on the modern OSes there exist *double-ownership* kernel buffers (e.g., video buffers) owned concurrently by the kernel and user domains, invalidating the single-ownership invariant enforced by CATT and making the rowhammer-based attack become possible again. In contrast to existing conspicuous rowhammer exploits that exhaust page cache or even the whole system memory, we propose a new attack technique, named *memory ambush*, which is able to place the hammerable kernel buffers physically adjacent to the target objects (e.g., page tables) with only a small amount of memory, making our exploit stealthier and fewer memory fingerprints. We also replace the inefficient rowhammer algorithm that blindly picks up addresses for hammering with an efficient one, which probes suitable addresses using a side channel. We implement our exploit on the Linux kernel 4.10.0-generic. Our experiment results indicate that our exploit is able to gain the root and kernel privileges within roughly 1 to 36 minutes. The occupied memory could be reduced to 128MB.

1 Introduction

A memory management unit (MMU), an essential computer hardware unit inside the CPU, plays a critical role to achieve inter-domain isolation, which has different granularity including the sandbox-browser isolation and the user-and-kernel isolation. Generally, a privileged domain (e.g., kernel) relies on the MMU to mediate every memory-access request from any other domains (e.g., a user process) and limit the requesting domain to the memory that is allocated to it. Any access that attempts to access un-owned memory crosses the domain boundary and will be stopped by a hardware exception (e.g., a segmentation fault). However, the rowhammer bug that emerged in recent years has broken the statue quo.

Rowhammer Attacks. Kim et al. [17] observe that flushing cache and frequent reading from the same addresses directly in two DRAM rows (i.e., aggressor rows) can cause bit flips in an adjacent row (i.e., a vulnerable row), indicating that an attacker can control the aggressor rows to corrupt victim data structures (e.g., page tables) on the vulnerable row without even accessing the victim, stealthily breaking the MMU-enforced inter-domain isolation, the so-called *rowhammer bug*. Motivated by their key findings, different types of rowhammer attacks have been proposed and we summarize them into the following five categories based on the isolation granularity and the privilege of the target domain. Note that all rowhammer-based exploits have the same requirement that the physical memory under the control of the adversary must be physically adjacent to the target domains.

- **Violating Intra-Process Isolation.** The existing rowhammer-based exploits [30, 27, 10, 4] demonstrate that the restricted code (e.g., JavaScript) can cross the intra-process isolation environment (e.g., Native Client) and gain more privileges, e.g., browser’s privilege.
- **Violating Inter-Process Isolation.** Such attacks cross the process isolation boundary. They could

cause information leakage [3] (e.g., encryption keys) and even break code integrity [9], e.g., gain root privilege by flipping opcodes of a *setuid* process.

- **Violating User-Kernel Isolation.** Such attacks aim to break the user-and-kernel isolation. There have been some exploits [30, 32] demonstrated on x86 and ARM architectures, respectively.
- **Violating Inter-Virtual Machine (VM) Isolation.** Such attacks allow a malicious VM to break the VM-and-VM isolation. The malicious VM is able to gain the privilege of the target co-located VM and tamper with the code/data [28, 33], e.g., openSSH public key and page tables.
- **Violating VM-Hypervisor Isolation.** Such attacks attempt to break the VM-and-VMM isolation. Currently, researchers only demonstrate the attack on paravirtualized (PV) environment [33].

Even if (1) the inter-domain isolation mechanisms enforced by the MMU work perfectly and (2) the target domains (e.g., kernel) are free of software vulnerabilities, the rowhammer attacks are still possible.

Rowhammer Countermeasures. To defend against the attacks, both hardware and software defenses are presented. Hardware solutions [23, 16] require re-designing and re-manufacturing DRAM modules, which would be costly and cannot be applied to legacy systems. Doubling the DRAM refresh rate by BIOS update is proved to be insufficient [2].

Besides the ad-hoc software-only solutions [31, 30, 24, 30, 10, 32], the first practical general mitigation method, called CATT [5], defends against all current rowhammer exploits. Considering that all rowhammer attacks essentially require a user-controllable domain to be physically co-resident with a high-privileged domain, CATT firstly divides the physical memory into multiple partitions and ensures that each partition is separated by at least one DRAM row and only owned by a specified domain. We call it *single ownership* in this paper as shown in Figure 1. For instance, when the user domain initiates the memory requests (e.g., memory-mapping a data file), CATT will serve the requests from the user partition. If additional page-table pages are needed, they are allocated from the kernel partition. This mechanism allows one memory region (e.g., the memory-mapped file or the page-table page) to have only a single owner (e.g., the user or kernel domain). By doing so, CATT confines bit-flips induced by one domain to its own memory partition and thus prevents the rowhammer attacks from affecting other domains. Although CATT currently only implements the physical isolation between the user and kernel domains, its authors claim that it could be extended to separate more domains (e.g., unprivileged and privileged process, VM and co-resident

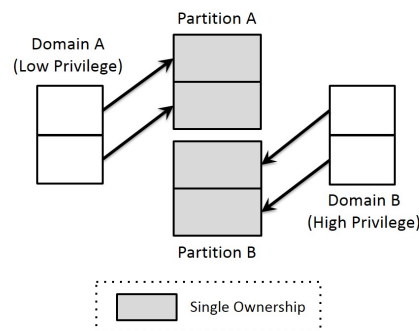


Figure 1: **Single Ownership.** Each partition has single owner domain and memory requests from each domain will be served by its own partition. (Note that the partitions are not adjacent to each other.)

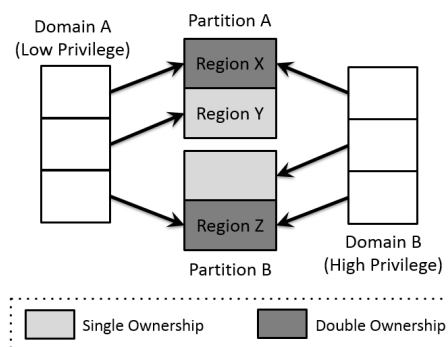


Figure 2: **Double Ownership.** In contrast to the memory region (e.g., region Y) that has only one owner, the memory region of each partition (e.g., region X or Z) has two owner domain and memory requests from each domain will be served by its own partition.

VM, VM and hypervisor), indicating that all previous attacks [9, 30, 27, 2, 32, 28, 33] are mitigated.

Our Contributions. However, we observe that the fundamental invariant of CATT does not always hold. In modern operating systems (e.g., Linux and MacOS), there are many so-called *double ownership* memory buffers (e.g., video buffers) that are shared by more than one domain, violating the single-ownership invariant. The double-ownership example is shown in Figure 2: the memory region X and Z are double ownership (owned by domain A and B) and the memory region Y is single ownership (owned by domain A). Through the double-ownership buffers, it becomes possible again for the user to rowhammer the kernel.

However, it is still challenging to exploit the rowhammer bug through the double-ownership buffers. Firstly, not all memory regions with double ownership are ham-

merable. Only the regions that are physically located in the high-privileged partition (like the region Z) are of interest. Such regions can be controlled by an adversary and have been identified in our exploit by analyzing the kernel driver buffers. Secondly, placing the hammerable regions physically adjacent to the target objects is easy to be detected. All existing rowhammer-based exploits [30, 10, 4, 28, 32] require exhausting either the whole page cache or system memory, and thus all of them are suspicious and easily detected by OS administrators. To overcome this challenge, we propose a novel technique called *memory ambush* that is able to achieve a stealthy co-residency between the hammerable buffers and the victim objects. This technique consumes only a low amount of memory (e.g., 128MB). At last, it is challenging to *efficiently* perform rowhammering without any virtual-to-physical mapping information. Existing single-sided rowhammer techniques [30] are inefficient due to their random address selections, and the double-sided rowhammer techniques [30] requires the mapping information, which is unavailable on the modern operating systems [32]. To address the issue, we resort to a timing channel technique [25] to selectively choose address candidates that are highly possible in the same DRAM bank, making the exploit efficient.

To the best of our knowledge, we are the first to propose a practical exploit that is able to effectively defeat CATT¹ and gain the *root/kernel* privileges. Our exploit can be launched by any user programs without exhausting page cache and system memory, or relying on any virtual-to-physical mapping information (e.g., *pagemap*). Specifically, we pick up the video buffers as the double-ownership buffers as they are physically located on the kernel partition and accessible to a user process and then we choose the page table as the victim object. On top of that, the memory-ambush technique leverages the Linux kernel memory management mechanism (i.e., *mmap* and *buddy allocator*) to stealthily place the video buffers physically adjacent to the page tables. At last, through rowhammering the video buffers, a user process might flip expected bits of the victim page table, allowing the attacker to gain read-write access to all physical memory, equivalent to the kernel privilege. By scanning the physical memory, the attacker can locate the *uid* of the current process and set it to 0, thus gaining the root privilege. As the page table is not always flipped as expected, one rowhammer attempt will fail. But our exploit can detect the failure and automatically restart a new attempt. To defend against our exploit, we have proposed three effective solutions. Our exploit is imple-

mented on a Dell Latitude E6420 PC with 8GB DDR3 memory. The operating system is Ubuntu 16.04 LTS with the x86-64 Linux kernel 4.10.0-generic (*pagemap* unavailable). The experimental results indicate that our exploit only requires 128MB memory and its success rate is about 5%. Roughly 36 minutes are needed for a successful exploit. While in our best case, the time cost can be reduced to 1 minute.

The main contributions of this paper are summarized as follows:

- We identify that the kernel is still hammerable through *double-ownership* kernel buffers, essentially breaking the practical physical kernel isolation enforced by CATT [5].
- We present a practical rowhammer-based exploit, allowing an unprivileged user to gain the root privilege (i.e., *uid* is 0) and even the *kernel privilege* (i.e., full access to any physical memory).
- We use the combination of a novel *memory ambush* technique and a side-channel to make the exploit stealthy and efficient without relying on any virtual-to-physical mapping information (e.g., *pagemap*). None of existing rowhammer-based exploits achieve these two properties at the same time.
- We implement our exploit on the Linux kernel 4.10.0-generic and the experiment results indicate that our exploit is able to gain privilege escalations within roughly 1 to 36 minutes. The occupied memory could be reduced to 128MB.

Organization. The rest of the paper is structured as follows. In Section 2, we briefly introduce the background information. In Section 3, we present the general idea of our attack in detail. Section 4 demonstrates the attack and evaluates it. In Section 5, Section 6 and Section 7, we propose multiple defense mechanisms against the attack, discuss possible limitations and summarize the related work, respectively. At last, we conclude this paper in Section 8.

2 Background

In this section, we firstly talk about the architecture of DRAM, which is critical to understand the rowhammer bug. And then existing rowhammer algorithms will be introduced.

2.1 Main Memory Hardware

Dynamic Random-Access Memory (DRAM), as the main memory hardware, is a major component in modern computers. It has a hierarchical structure, on top of which is a Dual Inline Memory Module (DIMM). And this module is directly connected to the CPU memory controller through a channel. Typically, the memory

¹The state-of-the-art exploitation technique proposed by Daniel et al. [9] breaks the MMU-enforced processes isolation and gain root privilege. Essentially, it does not defeat the CATT-enforced physical kernel isolation (see related discussions in Section 2.3).

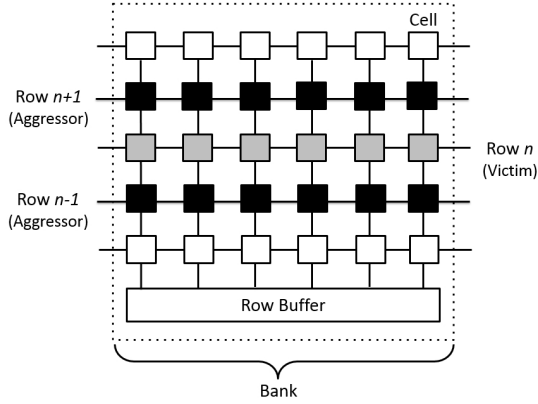


Figure 3: **Bank Architecture.** A bank contains multiple arrays of memory cells that are organized in rows and columns. When we perform alternating accesses to different rows in the bank, the row buffer will be cleared. If both row $n-1$ and row $n+1$ are accessed frequently to cause bit flips in row n , it is called double-sided rowhammer. If either row $n-1$ or row $n+1$ is hammered, then row n is badly affected, the so-called single-sided hammer.

controller has two channels, enabling parallel accesses to both modules. DIMM is usually partitioned into two ranks, which refer to the two sides of the module circuit board. Inside each rank, there are multiple banks and each bank comprises arrays of memory cells, organized in rows and columns. For example, our test machine has a Sandy Bridge CPU with 2 X 4GB DDR3 DIMMs. Each DIMM has 2 ranks and one 2GB rank is vertically partitioned into 8 banks. In each bank, there are 32K rows of 8KB in size.

Every cell in each bank stores 1 or 0 based on whether it is electrically charged or not and a row is a basic unit for a memory access. Each access to a bank will “open” a row by transferring the data of all cells in the row to the bank’s dedicated row buffer and the cells are thereby discharged. To prevent information loss, the row buffer’s content will then be copied back into the cells, thus charging the cells. If a subsequent access refers to the same row, the content in the buffer will be provided, thus improving the performance. Otherwise, another row will be “opened” and its data is transferred to the buffer.

2.2 Rowhammer Overview

Rowhammer Bug. Kim et al. [17] observed that current memory hardware is vulnerable to disturbance errors induced by the charge leakage. And their experiments have shown that frequently accessing/opening the same row within the same bank (i.e., rowhammering) with the row buffer constantly being cleared, they can cause sufficient

disturbance to a neighboring row, where the stored bits are flipped. In order to clear the row buffer, another row in the same bank is also required to be accessed/opened.

Rowhammer Algorithms. According to a taxonomy of the memory access-pattern leveraged by the rowhammer bug, there are three kinds of rowhammer algorithms:

Double-sided Hammer. As shown in Figure 3, when we frequently access a pair of virtual addresses mapped to different rows (row $n-1$ and row $n+1$) in the same bank, the row buffer is cleared and both rows are discharged and charged repeatedly, electrically affecting the adjacent row n . Ultimately, some cells in row n leak charges and lose their data. This is coined double-sided hammer: both rows $n-1$ and $n+1$ are the aggressor rows and row n is the victim row.

As the pair of virtual addresses must be in the same bank, the rowhammer requires the partial knowledge of the virtual-to-physical address mappings as well as the mappings between physical addresses and DRAM bank- and row-indexes. For the first mapping, Linux provides the complete information through the *pagemap* interface, which is however available to root users since Linux version 4.0 [31]. The other option is to use *huge virtual pages*, which ensures that a specific range of contiguous virtual memory is also contiguous in physical memory. It guarantees that we can use relative offsets in virtual pages to access specified physical pages. For the second one, AMD gives official document while Intel does not. Fortunately, the mapping about Intel architectures has been reverse-engineered [33, 26].

Single-sided Hammer. Seaborn et al. [30] present a single-sided hammer without the mapping between virtual and physical addresses. Their general idea is to randomly pick multiple addresses and hammer them. As their specific DRAM hardware has 16 banks in total, there is a 1/16 chance that the pair will be in the same bank. Besides, only one aggressor row needs to neighbor the victim row. Consequently, this technique induces less bit flips compared to the double-sided hammer.

One-location Hammer. In contrast to previous hammers that abnormally access multiple aggressor rows, one-location hammer [9] requests accessing only one aggressor row as quickly as possible. In the meanwhile, other independent running programs (e.g. Browser and Terminal) will also access rows in DRAM and these rows are likely to become the aggressors. Hence, it is essentially a stealthy single-sided hammer.

Key Steps. To exploit the rowhammer bug to escape the aforementioned inter-domain isolation (Section 1), there are three key steps in the road ahead.

Firstly, CPU cache should be flushed to perform repetitive accesses to the DRAM memory. As CPU caches are much faster than the DRAM memory hardware, modern computers favor multiple levels of CPU caches to store

information such as data and code. Though CPU caches are transparent to software, they can be flushed by explicit instructions like *clflush* on x86. Alternatively, since the CPU caches are much smaller than the DRAM memory, a specially crafted access pattern can evict target data inside the caches and thus the data can be fetched directly from the memory.

Secondly, the row buffer should be cleared to repetitively open the aggressor rows. Both double-sided and single-sided rowhammer explicitly perform alternate accesses to two different rows within the same bank to clear the row buffer. One-location hammer [9] itself accesses one row and relies on independent running processes to open the other row.

Lastly, the attacker-controllable physical memory is required to neighbor the critical objects. In order to do rowhammer, an attacker should gain legal accesses to the aggressor rows and the victim row is expected to contain critical data. As these two requirements cannot be satisfied by the attacker alone, she resorts to a probabilistic approach by tricking the privileged domain to achieve the goal. Specifically, when the attacker requests memory allocation, the privileged domain is likely to allocate memory that contains the aggressor rows. As the attacker cannot specify the physical memory addresses during the process, she has to ask for a large amount of memory so as to increase the probability of controlling the aggressor rows. Next, the attacker may cause the privileged domain to create many copies of the target object, with the hope that one copy will be placed onto the victim row. Note that the only way to verify whether a rowhammer-based attack succeeds is to simply launch the attack.

2.3 CATT Overview

CATT is the first practical general software approach that is able to defend against all current rowhammer exploits. As the kernel domain is the most appealing attack target, CATT currently implements the physical kernel isolation to separate the kernel from the user domain. Specifically, a primary step for a rowhammer-based kernel exploit is to place user-controllable memory regions onto DRAM rows that are adjacent to the target row containing kernel objects, typically page tables. The second step is to flush the CPU cache and hammer the controlled memory regions to flip bits of the target kernel objects. CATT prevents the first critical step by explicitly dividing DRAM rows into two major partitions and strictly separating the kernel from the user partitions by at least one DRAM row, the so-called *physical kernel isolation*. Whenever a memory request arises, CATT will identify the requesting domain and allocate physical memory from the corresponding partition (i.e., single ownership).

In order to precisely identify which domain is is-

suating the memory request, CATT needs information about the context and particularly it collects the call-site information of the memory request. We contacted the CATT's authors and they confirmed that the information is from the *Get-Free-Page (GFP)* flag. GFP flag is a Linux-specific feature, which indicates whether a calling process demanding pages is executing on behalf of a user process. And any request with one of the *GFP_USER*, *GFP_HIGHUSER* and *GFP_HIGHUSER_MOVABLE* flags included is intended for serving the user domain, otherwise it is from the kernel domain.

One recent article claims that their proposed state-of-the-art exploit [9] is able to evade all existing countermeasures. However, it does not break CATT. Essentially, what their exploit demonstrates is that it is not necessary to break the physical kernel isolation enforced by CATT to gain the root privilege. However, the purpose of the CATT is to guarantee that accesses from one domain trigger no bit flip in any other domains. It means that CATT is able to harden the inter-process isolation and beat the exploit, i.e., in the presence of CATT, the exploit no longer causes any bit flips in any privileged processes (e.g., a *sudo* application), and consequently it cannot gain the root privilege.

3 Attack Overview

As kernel is the most appealing attack target, our primary goal is to compromise the physical kernel isolation enforced by CATT [5] and hence control the entire system. Note that our attack mechanism can also be applied to break other MMU-enforced memory isolation schemes, such as inter-process isolation. In this section, we firstly present the threat model and assumptions, and then we identify the main challenges of our exploit. At last, we describe how to overcome the identified challenges towards a practical exploit.

3.1 Threat Model and Assumptions

Our threat model is based on the original threat model of rowhammer attacks, which are widely used by other schemes [33, 28, 27, 4, 10, 30]. We briefly summarize them as follows:

- The kernel is regarded to be secure against the software-only attacks.
- The kernel is deployed with the physical kernel isolation enforced by CATT [5] to defeat all existing rowhammer exploits.
- The attacker controls an unprivileged user program under the administration of the kernel.
- The installed DRAM is susceptible to rowhammer-induced bit flips. Pessl et al. [26] report that main-

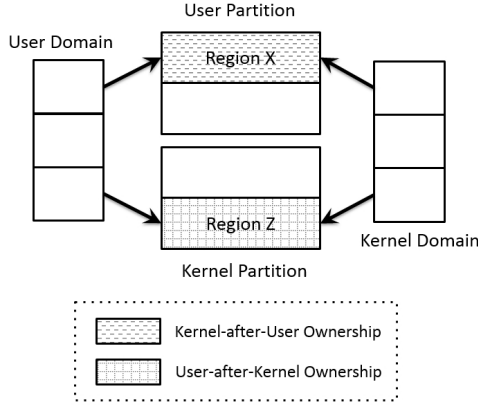


Figure 4: **Two types of double ownership are kernel-after-user and user-after-kernel.** The *kernel-after-user* and the *user-after-kernel* ownerships respectively refer to the user or kernel memory regions that are initially owned/mapped by the user or the kernel and then the kernel or the user joins the ownership.

stream manufacturers do have vulnerable DRAM modules including DDR3 and DDR4.

To make our exploit more practical, we assume that there is no virtual-to-physical mapping information (e.g., no *pagemap* interface) available to user processes. In our exploit, we target the physical kernel isolation enforced by CATT and hence we assume that there are only two domains, i.e., the kernel and the user.

3.2 Key Observations and Main Challenges

CATT as the first generic and practical software-only mitigation approach, is able to defend against all existing known rowhammer exploits. However, we observe that the single-ownership invariant of CATT does not always hold. In the modern operating systems (e.g., Linux and MacOS), there are many so-called *double ownership* memory buffers (e.g., video buffers of a camera driver) that are shared by the kernel and user domains for the sake of performance, e.g., avoid additional data-copy operations. As shown in Figure 4, double ownership refers to the memory regions composed of the regions X and Z. There are two types of double ownership, i.e., *Kernel-after-User* (KaU) and *User-after-Kernel* (UaK). The region Z located in the kernel partition has the UaK ownership, which is initially mapped by the kernel domain and then is mapped to the user domain. As such, the region X possesses the KaU ownership. Through the double-ownership buffers, it becomes possible again for the user to hammer the kernel, with the hope that expected bit

flips can be triggered within the target objects (e.g., kernel page tables).

To launch an exploitable rowhammer attack, the following five steps are necessary. **1** Identify the double-ownership buffers that could be hammerable. **2** Stealthily achieve physical co-residency between hammerable buffers and victim kernel objects. **3** Efficiently perform rowhammer without virtual-to-physical mapping information. **4** Verify whether expected bit flips have occurred. If no, go to step 2 or 3 based on the strategy to restart the rowhammer. **5** Gain root or kernel privilege, e.g., change *uid* to 0 for the current unprivileged process. The last two steps are old and trivial [30], and thus we skip the details. The first three steps are new and challenging. We summarize the main challenges as follows.

Identify Hammerable Buffers. There are many double-ownership buffers, such as the memory-mapped file, but not all of them are *hammerable* for our exploit. The hammerable buffers should satisfy all the following requirements. First, the buffers should have the UaK ownership, indicating that they are located in the kernel partition. Second, they should be accessible to unprivileged users. If they are only open to root users, they do not conform to the thread model. At last, their size should be reasonably large (e.g., in the level of KB or MB). If it is too small, the chance to launch a successful exploit will be considerably low.

Stealthily Achieve Physical Co-residency. Physical Co-residency between the hammerable buffers and the victim objects is a primitive for the subsequent rowhammer. However, how to stealthily achieve the primitive raises another challenge. First, page deduplication is usually disabled for security reasons [32]. Second, the double-ownership is dynamically updated and can be reverted back to single ownership as time goes by, exposing a limited time window to the attacker. It implies that the lifecycle of the identified double-ownership buffers should be under control of the unprivileged users. Besides, previous memory-exhausted techniques [10, 32] are close to an out-of-memory situation for spraying numerous target objects or allocating the object at a right moment. In contrast, memory waylay [9] chooses to deplete page cache. All the techniques are easily detected and killed, rendering themselves impractical.

Efficiently Perform Rowhammer. We can not use the double-sided rowhammer algorithm although it could efficiently produce the most flippable bits. The reasons are that (1) double-sided rowhammer algorithm relies on virtual-to-physical mapping information, but Linux deprives unprivileged users of the access to the *pagemap* interface since Linux kernel 4.0, and (2) there is no interface for unprivileged users to ask the kernel to allocate

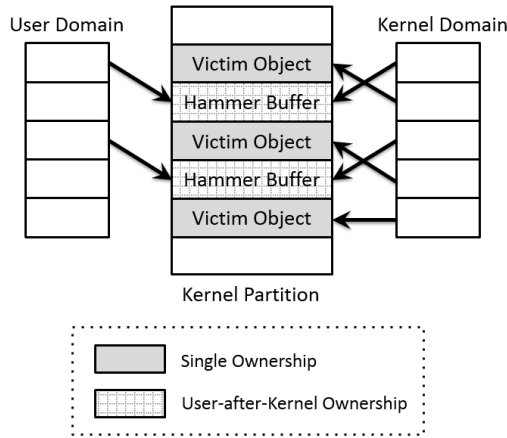


Figure 5: **Memory Ambush.** An attacker causes a small number of the victim objects to be created in a finite loop. During this process, it concurrently requests the kernel to allocate the hammerable buffers at a suitable timing, with the expectation that the objects will be physically adjacent to the hammer buffers.

huge pages for hammerable buffers. For the single-sided rowhammer algorithm, it is inefficient due to the random virtual-address-selection strategy. As a result, existing rowhammer algorithms are either unavailable or inefficient for our exploit and we must propose a new one.

3.3 Attack Techniques

To address the aforementioned challenges towards our practical rowhammer attack, we present our main attack techniques as follows.

Hammerable Buffer Identification

The *video buffers* have been identified to satisfy all the requirements described in the challenges. Firstly, they possess the UaK ownership, indicating that the buffers reside in the kernel partition and provide read-write access to unprivileged users. On top of that, the maximum buffer size has the level of MB (i.e., 18MB) and the buffers have discontinuous physical pages and varied physical locations, increasing the success rate of our exploit. As the video-driver operations are event-driven, a requesting user can determine when to free the ownership of the buffers.

Memory Ambush

As shown in Figure 5, this technique is proposed to achieve the stealthy physical co-residency between the

hammerable buffers and the victim objects. As the technique abuses both Linux system call *mmap* and its buddy allocator, we briefly introduce them first.

Mmap. Linux manual page dictates that *mmap* [20] is used to map files or devices into memory. This system call requires a new and continuous mapping in the virtual memory of the requesting domain. The *MAP_FIXED* flag requests the kernel to place the mapping at an exactly specified address. This feature could be used to control the creation of page tables.

Linux Buddy Allocator. Linux kernel relies on the buddy allocator [8] to manage physical memory. It divides memory into multiple block lists, each for a power-of-two number of pages. On each allocation request, it always attempts to search the block list that matches the request. If the search fails, then it will split a larger block in half as so to fit the requested size. For instance, when the requested memory is 4KB, the buddy allocator will prioritize the block list of 4KB. If the list is empty, it will split a block of 8KB in half to satisfy the request. Note that each block has physically contiguous pages. The above features could be used to place the video buffers physically adjacent to page tables.

Victim Objects Ambush. We choose page tables as the victim objects and ambush them by abusing the Linux feature set explained above. As Seaborn et al [30] suggest, by repetitively invoking *mmap* to map the same user file with specified starting virtual addresses, the kernel will allocate a contiguous virtual range in the user domain and fetch pages from the memory blocks of 4KB to populate page table entries. In this process, when we detect that the created page tables have depleted the initial small blocks such as 4KB and reached an expected memory size (see Algorithm 1), it is time to request hammer buffers. As the page table allocation exhausts small blocks and splits large blocks, the page tables are likely to be surrounded by the hammer buffers, seated in the same large blocks, which we call *spatial-locality*.

Base on the *proc* filesystem, we can determine the number of memory blocks in different size. The unprivileged users can read */proc/buddyinfo* to gain information about available and allocated memory blocks.

Efficient Single-sided Rowhammer

Without the *pagemap*, an intuitive solution is to randomly select a pair of virtual addresses from the hammer buffers, also known as the single-sided rowhammer. Instead, we resort to a timing channel [25] to facilitate the rowhammer.

Specifically, this timing channel is created by the row-buffer conflict within each DRAM bank. If a pair of virtual addresses reside in different rows within the same DRAM bank and they are accessed frequently and alter-

natively, the row buffer in the bank will be reloaded and then cleared repetitively, the so-called row-buffer conflict. Clearly, the accesses will be delayed.

As a result, when accessing a randomly-selected pair from the video buffers, if we can observe longer access latency, then we can determine that the pair is in different rows within the same bank and can be used to perform the single-sided rowhammer efficiently.

4 Implementation and Evaluation

We firstly demonstrate our attack using an unprivileged user process and evaluate it in practical settings.

Algorithm 1 Ambush Page Table

```

1:  $file\_size \leftarrow 2MB$ 
2:  $page\_size \leftarrow 4KB$ 
3: loop
4:    $pt\_size \leftarrow avail\_mem\_size - file\_size$ 
5:    $map\_virt\_mem\_size \leftarrow pt\_size * 512$ 
6:    $vma\_num \leftarrow map\_virt\_mem\_size / file\_size$ 
7:   if  $vma\_num < VMA\_limit$  then
8:     break
9:   end if
10:   $file\_size \leftarrow file\_size * 2$ 
11:  goto loop
12: end loop
13:  $mem\_4K\_size \leftarrow /proc/buddyinfo$ 
14:  $mem\_8K\_size \leftarrow /proc/buddyinfo$ 
15:  $suit\_size \leftarrow (mem\_4K\_size + mem\_8K\_size + pt\_size) / 2$ 
16:  $map\_virt\_mem\_base \leftarrow mmap(map\_virt\_mem\_size)$ 
17:  $file \leftarrow create(file\_size, file\_path)$ 
18:  $map\_each\_base \leftarrow map\_virt\_mem\_base$ 
19:  $pt\_size\_each\_while \leftarrow (file\_size / page\_size * 8)$ 
20:  $pt\_size\_sum \leftarrow 0$ 
21:  $idx \leftarrow 0$ 
22: while  $idx < vma\_num$  do
23:    $mmap(map\_each\_base, file\_size, file)$ 
24:    $read\_access(map\_each\_base, file\_size)$ 
25:    $map\_each\_base \leftarrow map\_each\_base + file\_size$ 
26:    $pt\_size\_sum \leftarrow pt\_size\_each\_while + pt\_size\_sum$ 
27:   if  $idx == 0$  then
28:      $add\_marker\_to\_each\_file\_page\_header()$ 
29:   end if
30:   if  $pt\_size\_sum == suit\_size$  then
31:      $concurrent\_video\_buffer\_allocation()$ 
32:   end if
33:    $idx \leftarrow idx + 1$ 
34: end while

```

4.1 Video Buffer Hammering

Video4Linux (V4L) [22] is a collection of device drivers, which provides an application programming interface

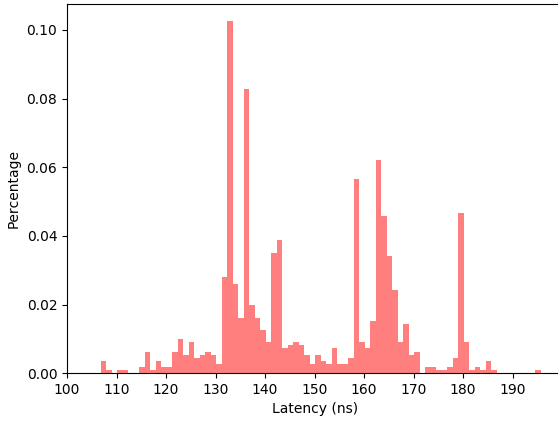
(API) for supporting real-time video capture on Linux systems. The commonly-used specification is V4L version2 (V4L2) [21].

We dive into the memory allocation of V4L2 video capture device and observe that the video (driver) buffer has the user-after-kernel ownership. Specifically, by issuing the `VIDIOC_REQBUFS ioctl` command, an unprivileged user can ask the video driver to deal with the memory allocation request and force the driver to memory-map the allocated memory to the user space. Upon receiving the request, the driver will invoke the `vmalloc_user` function with the `(GFP_KERNEL | _GFP_ZERO)` flags as arguments and this function will allocate zeroed virtually contiguous but physically discontinuous memory pages as the video buffer. Please note that the `GFP_KERNEL` flag indicates that the physical pages will be allocated from the kernel memory partition. After then, the other `find_vm_area` function will be called to map the allocated video buffer to the requesting user. As a result, the user gains a read-write mapping to the kernel physical memory buffer and thus is able to hammer the buffer, successfully compromising the CATT-enforced physical kernel isolation.

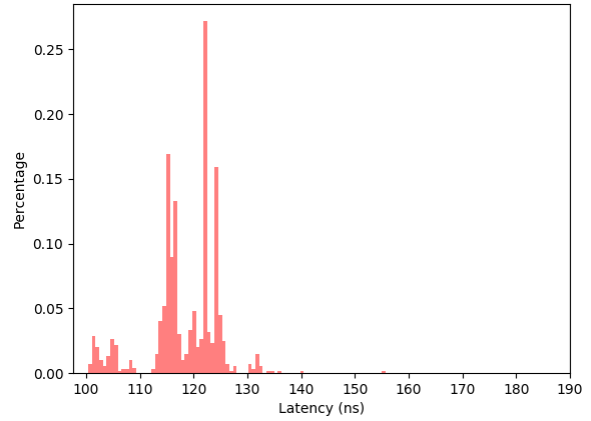
As the maximum buffer size is limited to 18MB, there is a low chance that the vulnerable DRAM rows will hold the buffer. Despite the limitation, we observe that the allocated physical pages of the buffer are discontinuous. If we request the allocations at a suitable timing (e.g., in the middle of the page-table creations), it is highly likely to surround a victim object with two distinct buffer pages. And hammering the two pages is highly likely to cause a bit flip in one object copy, because there is an adequate number of objects that have been created and they are likely to be located on the vulnerable rows.

To abuse the video buffer, we need to configure the video device properly using the five following steps:

- **Open Video Device.** The V4L2 video capture device is a char device and it is accessed through a device file located in the `dev` directory. Linux provides up to 64 video devices, starting from `/dev/video0` to `/dev/video63` with a major number as 81 and the minor numbers from 0 to 63. Our device is the `video0`.
- **Configure Video Device.** Different video capture devices support different capabilities such as cropping limits, the pixel aspect of images and stream data format. We apply default settings to the device.
- **Request Video Buffer.** After completing the configuration, we can issue the `VIDIOC_REQBUFS` command to ask for kernel memory for storing captured image data. The command provides three ways for us to access the kernel memory, i.e., Memory Mapping, User Pointer I/O and DMA buffer I/O. Besides, it allows us to ask for up to 32 sets of buffers, the size of each buffer is 0x96000 bytes (i.e., 18MB



(a) The access latency of 921 out of 1000 pairs in DRSB is greater or equal to 130 ns.



(b) The access latency of 974 out of 1000 pairs in NotDRSB is lower than 130 ns.

Figure 6: Clearly, most pairs (92.1%) in different rows within same bank (DRSB) have longer access latency than that of most pairs (97.4%) in NotDRSB.

in total). For our attack, we specify the memory-mapping way and the maximum buffer size.

- *Map Video Buffer.* The `VIDIOC_QUERYBUF ioctl` returns detailed information about the allocated 32 sets of video buffers (e.g., the size and offset of each buffer set). Based on the information, we can map all buffer sets to the user.
- *Close Video Device.* When our exploit completes, we should gracefully unmap the sets of video buffers from the user domain and close the video.

4.2 Page Table Ambush

We create a temporary file using `tmpfs` that is in-memory-only and memory-map (`mmap`) the file repeatedly so as to create numerous Virtual Memory Areas (VMAs) mapped to the same file. In each `mmap` operation, every virtual page is read-accessed to populate all the last-level Page Table (PT) entries.

To determine the file size, we need to take two factors into consideration. Firstly, the file size is not supposed to be too large to waste the physical memory. Secondly, if the file size is too small, the created number of VMAs by repeatedly `mmap`ing the file might exceed the default limit (i.e., 65536) of VMAs before enough PTs are generated.

As described in Algorithm 1, the file is initialized to 2MB in *line 1*, which corresponds to one PT page (i.e., 4KB). And then in *line 4*, the PT size to be created is initialized as $(avail_mem_size - file_size)$ rather than the whole system memory (i.e., 8GB). As such, the virtual memory size to be mapped can be determined by the PT

size in *line 5*. In *line 6*, the number of VMAs is calculated. If the number is lower than the default limit, it is the number of iterations (i.e., `vma_num`) for creating memory mappings and the whole loop will stop. Otherwise, we will increase the file size in the power of 2MB and repeat the above steps again (see *line 7-12*).

Based on the value of `vma_num`, the file is `mmap`ed and accessed repeatedly to indirectly populate many last-level page tables in *line 22-30*. In the first iteration, the header of the file's each physical page is marked by a specific value in *line 28* so as to distinguish the file memory-content from the rest.

When the created PT has reached a suitable size in *line 30* (The suitable size is half the size of $(mem_4K_size + mem_8K_size + pt_size)$, predefined in *line 15*), the video buffers will be allocated and `mmap`ed to the user concurrently (i.e., instantiating a new thread) in *line 31*. As the buffers are not physically contiguous and the kernel relies on the spatial-locality to allocate both buffers and page tables, it is highly likely to ambush the page tables using the video buffers.

4.3 Efficient Single-sided Rowhammer

As a pair of virtual addresses in different rows within the same bank (DRSB) has longer access latency, they are our candidates for rowhammering. To distinguish the DRSB pairs from the NotDRSB pairs, we need to measure their access latency, respectively.

Specifically, a large enough memory buffer (i.e., 2GB out of 8GB) is allocated in the first place, and then we respectively select 1000 pairs of page-aligned vir-

Algorithm 2 Search User-controllable Page Table

```
1:  $page\_size \leftarrow 4KB$ 
2:  $idx1 \leftarrow 0$ 
3: while  $idx1 < map\_virt\_mem\_size / page\_size$  do           ▷  $map\_virt\_mem\_base$  is the memory-mapped base address.
4:    $ptr1 \leftarrow map\_virt\_mem\_base + idx1 * page\_size$ 
5:    $val1 \leftarrow (map\_virt\_mem\_base + idx1 * page\_size)$ 
6:   if  $val1 \neq marker$  then                                   ▷ find a page that may be a user-controllable page table.
7:      $old\_pte \leftarrow ptr1[1]$                                ▷ save the second entry of the page table.
8:      $new\_pte \leftarrow 0x27$                                    ▷ set the physical page #0 readable and writable.
9:      $idx2 \leftarrow 1$ 
10:    while  $idx2 < map\_virt\_mem\_size / page\_size$  do
11:       $ptr2 \leftarrow map\_virt\_mem\_base + idx2 * page\_size$    ▷ pick the second virtual page for each mapping.
12:       $val2 \leftarrow (map\_virt\_mem\_base + idx2 * page\_size)$ 
13:      if  $val2 \neq marker$  and  $idx2 \neq idx1$  then           ▷ find out the target page table.
14:         $privilege\_escalation(ptr1, ptr2)$ 
15:        return
16:      end if
17:       $idx2 \leftarrow idx2 + 512$                                ▷ each page-table page has 512 entries.
18:    end while
19:     $ptr1[1] \leftarrow old\_pte$ 
20:  end if
21:   $idx1 \leftarrow idx1 + 1$ 
22: end while
```

tual addresses that are DRSB and NotDRSB for subsequent measurement. In the selection process, we verify whether a pair is DRSB based on the *pagemap* and DRAM mapping on the Intel Sandy Bridge CPU. For each pair, we read-access its addresses, *clflush* the CPU cache lines and then set a memory barrier (i.e. *mfence*) to ensure that the flush operation has been finished. Hence, subsequent address-accesses will be performed directly on the DRAM rows. We repeat the above operation for 5000 times and issue the *rdtscp* instruction before and after the operation to calculate the averaged time cost. Figure 6 shows the average access latency of all pairs in DRSB and NotDRSB. Clearly, most pairs (i.e., 92.1%) in DRSB have higher latency compared to most pairs (i.e., 97.4%) in NotDRSB. Based on the measurement of time cost, we are able to distinguish the DRSB pairs by their latency and submit them for an efficient single-sided rowhammer.

4.4 Privilege Escalation

How to check whether the rowhammering succeeds depends on whether a user-controllable page-table can be found. If it can be found, then a privilege-escalation exploit follows. Otherwise, we need to continue rowhammering another pair. How to search such a page table is illustrated in Algorithm 2.

After rowhammering one pair, we will read every page-aligned virtual address that is memory-mapped to the file and verify whether the content of each page

header (i.e., *val1*) is equal to the *marker* in line 6. If the *marker* is equal to every page header, we need to choose another pair for rowhammering and then repeat the verification. Otherwise, there exists a virtual page_a pointing to a physical page that is beyond the file’s memory range and it can be inferred that a bit flip in a PT entry has occurred. Next, we need to check if the page_a is a user-controllable PT in line 10-18. Considering that all allocated virtual pages except the page_a contain the marker, we assume that the page_a has become a controllable PT and so we modify one specific entry of the page_a and read all the virtual pages corresponding to the entry. If another virtual page_b no longer contains the marker, this implies that the page_a is confirmed to be a user-controllable PT in line 13 and the page_b is able to point to every physical page of the whole system by crafting the entry inside the page_a.

Now that we have read-write access to any physical memory pages, equivalent to the kernel privilege, we can change the *uid* of current user process to 0 to gain the root privilege as an example:

- *Overwrite Current UID*. With the *pagemap* unavailable, we have to scan all the available physical memory to locate current user process’s credential structure: *struct cred* that stores the critical field: *uid*. To make this search fast and precise, we need to construct a distinct pattern to check which page has it. As four user ids (e.g., *uid* and *suid*) and four group ids (e.g., *gid* and *sgid*) are sequentially stored in *struct cred*, we firstly set the other three user ids

Table 1: **The impact introduced by the required memory.** The required memory is positively related to the memory size of the exploit process, the page cache and the success rate. Particularly, the more required memory indicates a significantly higher success rate. Besides, for all the groups, the maximum time cost is within 36 minutes while the minimum can be reduced to 1 minute. (mins = minutes)

Required Memory	Exploit Process	Page Cache	Efficient Single-sided Rowhammer	
			Successful Runs' Cost Range	Success Rate
128MB	2MB	49MB	6 – 30 mins	5%
512MB	8MB	58MB	2 – 36 mins	10%
2048MB	16MB	69MB	1 – 24 mins	15%

and group ids to be the same as *uid*. With the knowledge of all user ids and group ids, a unique string can be constructed as the pattern. In a finite loop, we set a corresponding entry of the $Page_a$ to every available physical page number to check whether the page content has the string. Once the string is located, the *uid* can be overwritten to 0.

- *Flush CPU Cache and TLB.* In each iteration of the loop, we must flush CPU cache by using *clflush* instruction and then migrate the exploit process to another hardware core in order not to use obsolete TLBs. By doing so, the kernel will fetch $Page_a$ from DRAM memory to perform a page-table walk.

4.5 Evaluation

In this section, we evaluate the practicality of our attack in terms of efficiency and stealthiness. We have a Dell Latitude E6420 PC with four CPU logical cores (i.e., Intel Core i7-2640M) running at 2.80GHz and 8GB DDR3 memory. The Ubuntu version is 16.04 LTS with an x86-64 based Linux kernel 4.10.0-generic.

In this test we aim to test how low the required memory can go. We test the required memory from 128MB to 2GB. Let's take 128MB as an example. First, we limit the memory that a user can request to 150MB by configuring the user's *cgroup*. The actual required memory is 128MB in total, composed of two parts, i.e., exploit processes (2MB) and page tables (126MB). Next, we start the exploit PoC to test if we can gain privilege escalation. The results show that the exploit can succeed within roughly 6-30 minutes and its success rate is about 5%. The exploit is probabilistic as we cannot coax the kernel to deterministically place the page tables onto vulnerable DRAM rows (see a detailed discussion in Section 6). Nevertheless, a single successful run enables an attacker to compromise the entire system.

Also, we conduct randomness-based rowhammer [30] given the same limited memory resources. Its success rate is a little bit higher (i.e., 8%), since it does not miss any pairs that are different rows within the same bank. However, its averaged execution time is up to 72 hours. It can be concluded that our latency-based rowhammer does not badly affect the success rate but improves the

Table 2: **A comparison of rowhammer-based techniques in terms of memory usage.** In contrast to the current techniques that exhaust memory or page cache, our memory-ambush technique only introduces a low memory and page cache increase. (Mem = Memory)

Techniques	System Mem	Per-user Mem	Page Cache
Spray [30]	Exhausted	Low	Low
Groom [32]	Exhausted	Exhausted	Low
Waylay [9]	Low	Low	Exhausted
Ambush	Low	Low	Low

execution efficiency.

Besides, we present the memory impact when the required memory increases. As shown in Table 1, when the required memory goes up, the memory size of the exploit process increases rapidly. Still, the exploit process takes up a small percentage in the required memory, most of which are consumed by the created page tables. In contrast, the page cache has a slight growth, indicating that the exploit has a major impact on the system memory rather than the page cache and the most conspicuous part is the amount of memory consumed by the create page tables. On top of that, the maximum time cost of successful runs for different require memory is roughly 36 minutes while the minimum time cost is 1 minute. Also, we can see that the success rate increases significantly, implying that the more memory the exploit requires, the chance towards a successful exploit is higher.

To compare our exploit to previous rowhammer-based techniques in terms of memory impact, we generate the Table 2. As shown in the table, both *memory spray* [30] and *memory groom* [32] require exhausting memory while *memory waylay* [9] depletes page cache. Clearly, all these techniques are observable by the operating system, which can enforce a limit to prevent too much physical memory and/or page cache allocations at the system and per-user levels. In contrast to them, our memory requirement does not give away the exploit. The exploit leads to negligible increase of system memory and page cache usages (i.e., 3% and 1%, respectively). As a result, our exploit is much more stealthy than current memory-exploiting techniques.

5 Mitigation

It is challenging to thwart the attack, considering that the user-after-kernel-ownership is widely adopted in modern systems for the sake of performance. In this section, we propose three countermeasures.

Cancel UaK Ownership. Essentially, the user-after-kernel-ownership is the culprit that allows an attacker to gain legal access to the kernel. Hence, simply cancelling such ownership can prevent the user from rowhammering the kernel physical memory and thus mitigate the attack. However, this approach cannot distinguish the attack from legitimate workloads and all unprivileged users are prohibited to directly interact with peripheral devices.

Monitor UaK Ownership. Alternatively, we can monitor the user-after-kernel ownership in real-time. If a kernel memory region is to be allocated for the user domain (i.e., the ownership does occur), the kernel can be extended to dynamically copy the region content to the user memory and limit the requesting user to access the user copy. Accordingly, relevant virtual-to-physical address mappings are modified. By doing so, the kernel has to be involved in every data-transaction between the user and the device, sacrificing I/O performance for security.

Optionally, the occurrence of the ownership can also be used to detect whether the subsequent behaviors are malicious or not. Particularly, we analyze their memory-access pattern thoroughly, as the attack requires alternate accesses to two addresses at a high frequency. Note that this detection strategy also badly affects system performance and may lead to false-positives.

Whitelist Specified Users. Instead of putting the user-after-kernel ownership under surveillance, the kernel can also be extended to maintain a user-defined white-list and only users appearing on the list have legitimate accesses to the memory of user-after-kernel ownership, thus improving performance. This list is not constant and can be configured by privileged users through a predefined interface (e.g., a system call).

6 Discussion

In this section, we discuss possible limitations of our attack, which are summarized below.

Our exploit can allocate and free the video buffer repeatedly and there might exist vulnerable rows and aggressor rows within the video buffer. However, the exploit is not allowed to pin the aggressor pages while free the vulnerable pages, with the hope that the page tables will be placed onto the freed vulnerable pages. This is the main reason why the exploit is a probabilistic technique. To make it deterministic, in our future work, we

are going to search such kernel buffer that has double ownership and can be freed at the granularity of 4KB.

On the other hand, since our attack has specific behaviors such as using high resolution timers, it can be detected by the *static analysis* if the attack (binary) code can be accessed. This defense mechanism is specially effective when performing security checks on applications that will be added to an app store. Typically, MAS-CAT [15] performs a static code analysis to detect state-of-the-art DRAM access attacks including rowhammer. Besides, our attack has the characteristic of high cache miss rates, which is observable by monitoring CPU performance counters at runtime. ANVIL [2] uses the hardware performance counters to observe the miss rate of the last-level CPU cache. Whenever the rate is high enough to conduct a rowhammer attack, then ANVIL will be triggered to further analyze the malicious activity.

However, the aforementioned defenses can be bypassed by abusing the Intel SGX [7]. We can hide our attack inside an SGX enclave, where attack code cannot be analyzed by non-enclave software, because any external access to the enclave will be denied. Also, the performance counters cannot monitor the enclave activity for the sake of security [7] and Schwarz et al. [29] have confirmed that the performance counters will not record the CPU cache hit or miss inside the enclaves.

At last, accessing different rows in the same bank with a high frequency is distinguishably abnormal. Heuristically, ANVIL applies the unusual access pattern to detect a potential rowhammer-based attack. To defeat this defense, we resort to one-location rowhammer [9] in our future work. This rowhammer algorithm requires repeatedly opening and closing of one DRAM row and cannot be stopped by ANVIL.

7 Related Work

In this section, we discuss existing rowhammer-based exploitation techniques and mitigation approaches.

7.1 Rowhammer Exploit

We review previously published exploitation techniques and categorize them according to the identified key steps in Section 2.

Flush CPU Cache. Since frequent and direct memory access is a prerequisite for rowhammering, a heuristic instruction (e.g, *clflush*) is abused to explicitly flush CPU cache [17, 30]. This instruction can flush a cache entry related to a specific virtual address and thus subsequent reading from the address will be served directly by a corresponding DRAM row instead of the cache entry. It is originally designed for a process to fetch updated contents from DRAM instead of obsolete cached ones and

can be executed by an unprivileged user. Soon after the instruction is prohibited [30], Qiao et al. [27] reported that commonly used x86 instructions such as *movnti* and *movntdq* stealthily coerce CPU not to use cache. However, all the cache-related instructions are not available in the scripting environments. To solve this issue, carefully crafted memory-access patterns [2, 3, 10, 4] are proposed to evict cache.

Clear Row Buffer. Besides flushing the cache, it is imperative to clear the row buffer every time the same memory access occurs. To achieve this goal, different rowhammer algorithms have varied techniques. For double-sided hammer, it performs alternate reads on different rows in the same bank and both mappings of virtual-to-physical addresses and physical-to-DRAM are necessary. The pagemap provides complete information about the first mapping. Although *huge page* on x86 [30] and *DMA buffers* on ARM architectures [32] give partial mapping, they ensure that two contiguous virtual addresses are also contiguous in physical memory. For the second one, AMD releases the relevant document while Intel’s is reverse engineered [33, 26]. In contrast, single-sided [30] and one-location hammer [9] are oblivious to both mappings. However, their selection of virtual addresses may not be in the same bank to clear the row buffer, making them less efficient.

Place Target Page. The last challenge is how to trick the privileged security domain into precisely placing a security-sensitive page onto a vulnerable row. There are two kinds of techniques to overcome it: page-table spray [30, 10], Page-deduplication [4, 28] and Phys Feng Shui [32] all require exhausting memory to surgically place the target page onto the vulnerable row. In stead of memory depletion, memory waylay [9] exhausts page cache to influence the physical location of a target page.

7.2 Rowhammer Mitigation

Hardware mitigation approaches include protections for legacy and future systems. Specifically, DRAM manufacturers such as HP [12], Lenovo [19] and Apple [1] double the refresh rate of DRAM from 64ms to 32ms, which slightly raises the bar for the attack, since there already exists a rowhammer attack that can cause bit flips given the rate of 32ms [2]. Besides, Intel [13] proposes Error Correcting Code (ECC memory) to catch and correct single-bit errors on-the-fly, thus alleviating unexpected changes in DRAM rows. Typically, ECC can correct single error and detect double errors (e.g., SECDED). However, ECC is unable to prevent multiple bit errors and intended for server-only systems. Probabilistic adjacent row activation (PARA) [17] activates/refreshes adjacent rows with a high probability when the aggressor rows are hammered many times. But

it needs modifications to the memory controller. For future DRAM architectures, new DDR4 modules [23] and LPDDR4 specification [16] propose a targeted row refresh (TRR) capability to mitigate rowhammer attacks.

Software-only strategies contain ad-hoc and general solutions. Ad-hoc defenses aim to prevent some rowhammer-based attacks from exploiting specific system features. For instance, researchers have worked to prevent the pagemap interface [31, 30], page-deduplication [24], specific x86 CPU instructions [30] and memory/page-cache exhaustion [10, 32, 9] from being abused by unprivileged attackers. ANVIL [2] is the first to detect malicious rowhammer behaviors by Intel hardware performance counters [14]. However, ANVIL introduces high performance overhead in its worse case and has false positives, rendering itself impractical and unreliable [5]. Brasser et al. [6] patch a open-source bootloader and disable vulnerable DRAM memory. They identify vulnerable rows through public tools [18, 11]. Although this mechanism effectively eliminates potential rowhammer vulnerabilities for legacy systems, it is not practical when most memory is susceptible to rowhammer and does not support Windows OS. Currently, CATT [5] is the first practical and efficient approach to deterministically prevent state-of-the-art rowhammer attacks, introduces low performance overhead and incurs no stability issues.

8 Conclusion

In this paper, we presented a novel practical exploit, which could effectively defeat CATT and gain both *root* and *kernel* privileges, without exhausting page cache and system memory, or relying on any virtual-to-physical mapping information. We proposed the *memory ambush* technique, which abused the Linux memory management feature to make our exploit successful within only a small amount of memory. We also designed a side-channel based single-sided rowhammer algorithm to make the whole exploit efficient. We implemented our exploit on the Linux. The experiment results indicated that our exploit could complete in roughly 1 – 36 minutes. The required memory can be as low as 128MB. To mitigate the exploit, we also discussed three reasonable countermeasures.

References

- [1] APPLE, INC. About the security content of mac efi security update 2015-001. <https://support.apple.com/en-au/HT204934>, Aug. 2015.
- [2] AWEKE, Z. B., YITBAREK, S. F., QIAO, R., DAS, R., HICKS, M., OREN, Y., AND AUSTIN, T. Anvil: Software-based protection against next-generation rowhammer attacks. *ACM SIGPLAN Notices* 51, 4 (2016), 743–755.

- [3] BHATTACHARYA, S., AND MUKHOPADHYAY, D. Curious case of rowhammer: flipping secret exponent bits using timing analysis. In *International Conference on Cryptographic Hardware and Embedded Systems* (2016), Springer, pp. 602–624.
- [4] BOSMAN, E., RAZAVI, K., BOS, H., AND GIUFFRIDA, C. Dedup est machina: Memory deduplication as an advanced exploitation vector. In *Security and Privacy (SP), 2016 IEEE Symposium on* (2016), IEEE, pp. 987–1004.
- [5] BRASSER, F., DAVI, L., GENS, D., LIEBCHEN, C., AND SADEGHI, A.-R. Can't touch this: Software-only mitigation against rowhammer attacks targeting kernel memory. In *26th {USENIX} Security Symposium ({USENIX} Security 17)*, USENIX Association.
- [6] BRASSER, F., DAVI, L., GENS, D., LIEBCHEN, C., AND SADEGHI, A.-R. Can't touch this: Practical and generic software-only defenses against rowhammer attacks. *arXiv preprint arXiv:1611.08396* (2016).
- [7] COSTAN, V., AND DEVADAS, S. Intel sgx explained. *IACR Cryptology ePrint Archive 2016* (2016), 86.
- [8] GORMAN, M. *Understanding the Linux virtual memory manager*. Prentice Hall Upper Saddle River, 2004.
- [9] GRUSS, D., LIPP, M., SCHWARZ, M., GENKIN, D., JUFFINGER, J., O'CONNELL, S., SCHOECHL, W., AND YAROM, Y. Another flip in the wall of rowhammer defenses. *arXiv preprint arXiv:1710.00551* (2017).
- [10] GRUSS, D., MAURICE, C., AND MANGARD, S. Rowhammer.js: A remote software-induced fault attack in javascript. In *Detection of Intrusions and Malware, and Vulnerability Assessment*. Springer, 2016, pp. 300–321.
- [11] GRUSS, D., MAURICE, C., AND MANGARD, S. Program for testing for the dram rowhammer problem using eviction. <https://github.com/IAIK/rowhammerjs>, May 2017.
- [12] HP, INC. Hp moonshot component pack. <https://support.hp.com/hpsc/doc/public/display?docId=c04676483>, May 2015.
- [13] INTEL, INC. Intel 64 and IA-32 architectures software developer's manual combined volumes: 1, 2a, 2b, 2c, 3a, 3b and 3c.
- [14] INTEL, INC. Intel 64 and IA-32 architectures optimization reference manual.
- [15] IRAZOQUI, G., EISENBARTH, T., AND SUNAR, B. Mascat: Stopping microarchitectural attacks before execution. *IACR Cryptology ePrint Archive* (2016).
- [16] JEDEC SOLID STATE TECHNOLOGY ASSOCIATION. Low power double data rate 4 (lpddr4). <https://www.jedec.org/standards-documents/docs/jesd209-4b>, 2015.
- [17] KIM, Y., DALY, R., KIM, J., FALLIN, C., LEE, J. H., LEE, D., WILKERSON, C., LAI, K., AND MUTLU, O. Flipping bits in memory without accessing them: An experimental study of dram disturbance errors. In *ACM SIGARCH Computer Architecture News* (2014), vol. 42, IEEE Press, pp. 361–372.
- [18] KIM, Y., DALY, R., KIM, J., FALLIN, C., LEE, J. H., LEE, D., WILKERSON, C., LAI, K., AND MUTLU, O. Rowhammer memtest. <https://github.com/CMU-SAFARI/rowhammer>, Sep. 2014.
- [19] LENOVO, INC. Row hammer privilege escalation lenovo security advisory: Len-2015-009. https://support.lenovo.com/au/en/product_security/row_hammer, Aug. 2015.
- [20] LINUX. mmap. <http://man7.org/linux/man-pages/man2/mmap.2.html>.
- [21] LINUX. Video for linux api. <https://www.kernel.org/doc/html/v4.12/media/uapi/v4l/v4l2.html>.
- [22] LINUX. Video4linux. <https://en.wikipedia.org/wiki/Video4Linux>.
- [23] MICRON, INC. Ddr4 sdram mt40a2g4, mt40a1g8, mt40a512m16 data sheet. [https://www.micron.com/products/dram/ddr4-sdram/8Gb#/,](https://www.micron.com/products/dram/ddr4-sdram/8Gb#/) 2015.
- [24] MICROSOFT. Cache and memory manager improvements. <https://docs.microsoft.com/en-us/windows-server/administration/performance-tuning/subsystem/cache-memory-management/improvements-in-windows-server>.
- [25] MOSCIBRODA, T., AND MUTLU, O. Memory performance attacks: Denial of memory service in multi-core systems. In *Proceedings of 16th USENIX Security Symposium on USENIX Security Symposium* (2007), USENIX Association, p. 18.
- [26] PESSL, P., GRUSS, D., MAURICE, C., SCHWARZ, M., AND MANGARD, S. Drama: Exploiting dram addressing for cross-cpu attacks. In *USENIX Security Symposium* (2016), pp. 565–581.
- [27] QIAO, R., AND SEABORN, M. A new approach for rowhammer attacks. In *Hardware Oriented Security and Trust (HOST), 2016 IEEE International Symposium on* (2016), IEEE, pp. 161–166.
- [28] RAZAVI, K., GRAS, B., BOSMAN, E., PRENEEL, B., GIUFFRIDA, C., AND BOS, H. Flip feng shui: Hammering a needle in the software stack. In *USENIX Security Symposium* (2016), pp. 1–18.
- [29] SCHWARZ, M., WEISER, S., GRUSS, D., MAURICE, C., AND MANGARD, S. Malware guard extension: Using sgx to conceal cache attacks. *arXiv preprint arXiv:1702.08719* (2017).
- [30] SEABORN, M., AND DULLIEN, T. Exploiting the dram rowhammer bug to gain kernel privileges. In *Black Hat'15*.
- [31] SHUTEMOV, K. A. Pagemap: Do not leak physical addresses to non-privileged userspace. <https://lwn.net/Articles/642074/>.
- [32] VAN DER VEEN, V., FRATANTONIO, Y., LINDORFER, M., GRUSS, D., MAURICE, C., VIGNA, G., BOS, H., RAZAVI, K., AND GIUFFRIDA, C. Drammer: Deterministic rowhammer attacks on mobile platforms. In *Proceedings of the 2016 ACM SIGSAC Conference on Computer and Communications Security* (2016), ACM, pp. 1675–1689.
- [33] XIAO, Y., ZHANG, X., ZHANG, Y., AND TEODORESCU, R. One bit flips, one cloud flops: Cross-vm row hammer attacks and privilege escalation. In *USENIX Security Symposium* (2016), pp. 19–35.