

Learning Representative Temporal Features for Action Recognition

Ali Javidani

Department of Computer Science and Engineering
Shahid Beheshti University
Tehran, Iran
a.javidani@mail.sbu.ac.ir

Ahmad Mahmoudi-Aznaveh

Cyberspace Research Center
Shahid Beheshti University
Tehran, Iran
a_mahmoudi@sbu.ac.ir

Abstract—in this paper we present a novel video classification methodology that aims to recognize different categories of third-person videos efficiently. The idea is to tracking motion in videos and extracting both short-term and long-term features from motion time series by training a multi-channel one dimensional Convolutional Neural Network (1D-CNN). The positive point about our method is that we only try to learn representative temporal features along the temporal dimension. Spatial features are extracted using pre-trained networks that have already been trained on large scale image recognition datasets. Learning features toward only one dimension reduces the number of calculations significantly and makes our method applicable to even smaller datasets. Furthermore we show that not only our method could reach state-of-the-art results on two public datasets UCF11 and jHMDB, but also we could obtain a strong feature vector representation which in compare with other methods it is much efficient.

Keywords—Video Classification; Human Action Recognition; Deep Learning; Convolutional Neural Network (CNN);

I. INTRODUCTION

Activity recognition is one of the popular areas in artificial intelligence which because of vast amount of usages, many researches have been conducted in recent years. The industrial applications of this field are surveillance systems, video games, driver-less cars and so forth. It is still an open area for research due to the difficulty and challenging datasets, especially those containing several moving objects with cluttered backgrounds.

In general, the inputs of an action recognition system are 3D video signals consist of two dimensions in spatial and one dimension in temporal domain and the output of such system is the category that the video is belonged to. The key-point is to extract effective spatiotemporal features to represent the video data efficiently[1]. There exist plentiful works investigating different approaches to extract efficient spatial features giving high accuracy results in the case of recognizing images, digits or etc. [2] [3]

However, despite the fact that many experiments have been done for videos, no enormous success has been

achieved as well as other fields till now. Thanks to the Convolutional Neural Networks (CNNs), more discriminant spatial features are extracted in compare with hand-crafted features. While, in the case of temporal features in order to represent the motion dynamics in video, more research should be done.

This paper introduces a novel method for classifying videos concentrating on exploiting motion from video. The main motivation of our work is to find efficient and representative temporal features in order to extract short/long term motion dynamics. The proposed framework is based on converting inputs to multi-channel time series which represent the motion in video. For extracting discriminant features from time series, one dimensional Convolutional Neural Network (1D-CNN) is applied. CNNs by representing time series data hierarchically can learn long-term features from short-term ones. This phenomenon results in a more discriminant feature vector which is prepared for the classification task. By evaluating the proposed method on two public datasets UCF11 and jHMDB, it has been demonstrated that not only the classification accuracy is surged but also the size of the feature vector representation for each video has been decreased dramatically in compare with other methods.

II. RELATED WORK

Convolutional Neural Networks (CNNs) are a type of

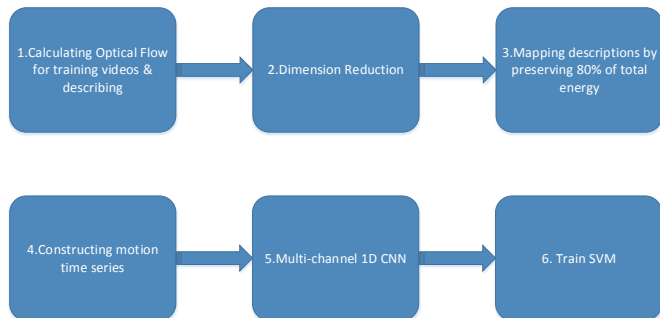


Figure 1: The overall pipeline of the proposed methodology

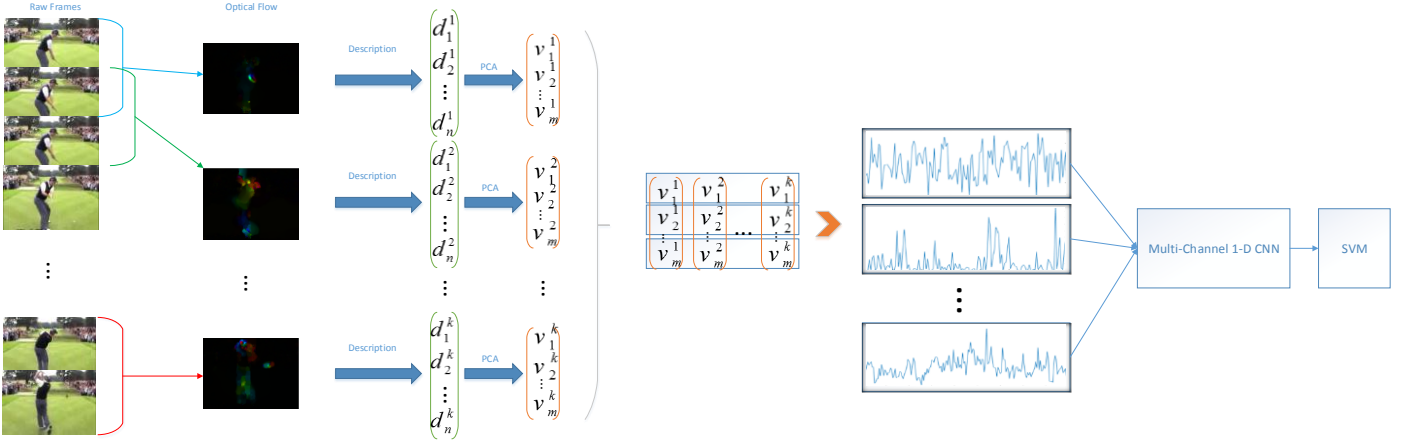


Figure 2: The detailed structure of the proposed framework. The optical flow images between consecutive frames are calculated and are described by pre-trained CNN networks. In order to reduce the dimensionality, PCA dimension reduction algorithm is performed. Then the resulted time series are classified by training a multi-channel one dimensional Convolutional Neural Network (1D-CNN).

deep learning algorithms in machine learning. Recently, they could reach state-of-the-art results on many domains in computer vision such as image recognition, object detection, image segmentation and so forth [3-5]. These networks are benefited from simple learning algorithm of back-propagation and use large datasets to train millions of parameters in order to represent data based on the learned features.

There exist some approaches applying CNNs in the case of video domain. In [6], four models with different fusion methods are introduced and for capturing temporal relations, a limited number of frames are given to different channels of CNN. However, since two models single frame and slow fusion have approximately similar performances, this can be concluded that the slow fusion model, in spite of its huge training time, could not detect the existing motion in video. Zisserman *et al.* devised two stream network to take two different aspects of appearance and motion in video[1]. While, a problem of their approach was that because of increasing number of training parameters, the number of input optical flow images in the flow-net had to be constrained to a small number (at most 10).

Two different but similar works extended CNN to 3D-CNN[7, 8]. In [7] convolution operation was extended to 3 dimensional. Tran *et al.* designed C3D network, in which both convolution and pooling operations have been extended to 3-dimensional[8]. NG *et al.* utilized Long-Short Term Memory (LSTM), trying to detect temporal information actively[9]. Also, a combination of hand-crafted and deep-learned features (trajectory deep pooled features) demonstrated a strong representation to classify third-person videos[10]. Another work investigated several fusion methods of spatial and temporal streams in different places of two-stream model and could reach better results in comparison to its baseline model[11].

Most of the mentioned methods cannot be performed in real-time due to the large amount of calculations. [12] by replacing motion vector instead of optical flow and utilizing powerful GPUs, succeeded in real-time performing without

any drop in accuracy. Furthermore a recent work proposed a multi-stream deep fusion framework in which by taking advantage of CNNs and LSTM, to extract spatial and temporal features, has reached state-of-the-art results[13].

III. PROPOSED METHOD

In this section, the proposed strategy and the theory behind that will be discussed completely. Fig. 2 demonstrates the proposed method in detail.

Optical flow is a traditional and strong method for representing existing motion in video. The optical flow image between two frames in video represents how much each pixel has been moved from one frame to another frame. The most important advantage of utilizing optical flow is that it detects motion in short distances through nearby frames. Therefore, constant objects which do not have substantial impact in finding motion will be neglected. This is really crucial in such applications like recognizing ongoing activities in which motion plays the major role.

Accordingly, in order to estimate short-term motion, at the first step, optical flow images between consecutive frames are computed for all training videos. From now on, the general idea is to pursue short-term motion changes through the whole video in order to obtain longer ones. Thus, describing the resulted optical flow images with a specific set of features and following each element over time can be a major step toward this goal.

There are different approaches for description of optical flow images. For doing this, Handcrafted descriptors such as HOG and SIFT are useful. A better alternative is using pre-trained CNN networks. These networks have been trained on large scale image datasets and have succeeded in giving more superior results, in compare with handcrafted descriptors, for the case of image recognition. By so doing, not only training of Convolutional Neural Network, which is a highly time consuming process, is not needed but also a strong representation is obtained. In our framework, we extracted off-the-shelf features of the last fully-connected

layer (before soft-max) in CNN networks. As a result, a sequence of n dimensional vector for each optical flow image is obtained where n is the size of the neurons in the related feature map layer.

Optical flow images are so much similar to each other. Because of that, there exist some correlations between descriptions of them in the n dimensional space. Besides, the number of dimensionality of the last fully-connected layer in pre-trained CNN networks is usually high (e.g. 4096 in AlexNet or 2048 in ResNet-152). Hence, redundancy is highly probable to occur. To omit the correlation between the optical flow images and reducing the number of dimensionality, we decided to perform simple but effective dimension reduction algorithm of Principal Component Analysis (PCA).

Principal Component Analysis (PCA) aims to find the axes that show the greatest variation and project all data points to those axes. This is feasible by finding eigenvalues of covariance matrix in the original space. The eigenvector corresponding to eigenvalue with the highest magnitude, maps data to the new space in which data will have the maximum variation. This statement is true for the second highest eigenvalue to the second maximum variation and so on. Below are the mathematic formulas of PCA algorithm.

Suppose X is the data matrix in which rows are samples and columns are features. As explained, the idea of PCA is to find a low-dimensional space such that when X is projected there, information loss is minimized. The projection of X on the direction of W is:

$$Z = W^T X. \quad (1)$$

The global aim is to find W subject that Variance of Z is maximized.

$$Var(Z) = Var(W^T \cdot X) = E[(W^T X - W^T \mu)^2] \quad (2)$$

By simplifying the Eq.2, the following formula is resulted:

$$Var(Z) = W^T E[(X - \mu)(X - \mu)^T] W = W^T \Sigma W \quad (3)$$

Where,

$$Var(X) = E[(X - \mu)(X - \mu)^T] = \Sigma \quad (4)$$

Maximizing variance of Z subject to $\|W\|=1$ could be calculated by utilizing lagrangian function with α parameter which is written in the following formula:

$$L(W, \alpha) = W_1^T \Sigma W_1 - \alpha(W_1^T W_1 - 1) \quad (5)$$

In order to find the local maxima of the above formula $\frac{\partial L(W, \alpha)}{\partial W} = 0$, which results in:

$$\Sigma W_1 = \alpha W_1 \quad (6)$$

Hence, W_1 is the first eigenvector of Σ with the highest eigenvalue. Other eigenvectors are computed as before.

After relevant eigenvectors are computed by performing the dimension reduction algorithm, descriptions of all optical flow images should be transferred to the new space based on the founded transformation matrices. Though, the value of preserving energy is an important point which should be noticed carefully. Experimentally, we found that 80% rate of energy preserving is enough for our work. As a result, all of n dimensional description vectors are transformed to the new space with m dimensions; where m is the number of

dimensions correspondent to saving 80% of total information.

Aligning the mapped descriptions of consecutive optical flow images beside each other leads to a matrix. The number of rows in this matrix is equal to m and the number of columns is dependent on the number of frames in each video. This matrix can be viewed from another perspective. It is clear that each row comes from a specific feature and followed up over time domain through the columns of matrix. Hence, a set of m time series are obtained that represent motion in each video. All of these m time series have their own role in classifying the whole set. Therefore they could be seen as different channels of time series. Therefore, the problem is summarized to *multi-channel time series classification*.

Here, the idea is to extract both short-term and long-term features from time series to classify them. Toward this goal, we chose to utilize one dimensional Convolutional Neural Network (1D-CNN) to perform the feature learning task automatically. Convolutional Neural Networks (CNNs) represent the input data hierarchically. In other words, high-level features, in the last layers of the network, are obtained by further processing of lower level layers. As a result, CNNs are highly suitable to extract long-term features in time series from short-term ones that are extracted in primary layers.

The first convolutional neural network presented by Yann Lecun was LeNet aimed to recognize handwritten digits. This network was two-dimensional in which the input signals were images of handwritten digits. Consequently, all convolution and pooling operations were performed 2D. In our case, since the input signals are one dimensional time series, all convolution and pooling operations are defined 1D. This will ease the training phase of the network due to the fact that the number of learned parameters will be decreased dramatically. Therefore, the proposed method will be applicable to even smaller datasets.

The number of channels in the one dimensional Convolutional Neural Networks (1D-CNN) is equal to m . All m time series are handled by feeding to the 1D-CNN, in multi-channel format. Eventually, every video is represented by getting the features of the last layer before soft-max in the trained network. Fig. shows the process in detail.

As the last step, multi-class Support Vector Machine (SVM) classifier is trained on the obtained features for each video.

IV. EXPERIMENTAL RESULTS

We conducted our experiments on two public datasets: UCF11 and jHMDB. UCF11 contains 1600 videos distributed in 11 different sport categories of humans such as diving, volleyball and biking. The videos are collected from YouTube website and are in mpeg4 format. The frame rate of all of them is 29.97 fps. Due to the huge inconsistency in camera motion, appearance and pose of objects, different




Figure 3: Some sample frames of two datasets: UCF11 (left) and jHMDB (right).

backgrounds and illumination conditions, UCF11 is a highly challenging dataset

jHMDB is the smaller scale of HMDB-51 dataset that contains 923 videos with 21 daily activities of humans like climbing stairs, clapping, running and so forth. The length of frames in this dataset ranges from 15 to 40. Moreover, the speed of body parts such as head, legs and arms varies in different clips in this database. This makes it strictly difficult for categorizing. Fig.5 represents some sample frames of these datasets.

For the description of optical flow images, two different pre-trained convolutional neural networks GoogleNet and vgg-verydeep-16 are used. These networks have already been trained on the image-net dataset. Thanks to the excellent results of them in image recognition, their superiority over other pre-trained networks is vivid. The representation of optical flow images is obtained via extracting the features of the last fully-connected layer (before soft-max layer). GoogleNet has 1024 neurons and vgg-verydeep-16 has 4096 neurons in this layer. The proposed multi-channel one dimensional CNN architecture for both datasets could be viewed in Fig.3.

Results on UCF11: To evaluate the proposed method on UCF11, the Leave-One-Out-Cross-Validation (LOOCV) scheme has been followed as in the original work[14]. The results of classification accuracies and comparison with other state-of-the-art approaches are reported in Table1. As it is clear, the proposed method has outperformed other methods. The confusion matrix for the proposed method is illustrated in Fig.4.

Results on jHMDB: In the jHMDB dataset, evaluation is done regarding the three separate train and test splits suggested in the original dataset. The overall performance is

Table 1: Comparison of our results to the state-of-the-arts on UCF11 action recognition dataset.

Method	Accuracy
Hasan <i>et al.</i> [15]	54.5%
Liu <i>et al.</i> [14]	71.2%
Ikizler-Cinbis <i>et al.</i> [16]	75.2%
Dense Trajectories[17]	84.2%
Soft attention[18]	84.9%
Cho <i>et al.</i> [19]	88.0%
Snippets[20]	89.5%
Two-stream LSTM(conv-L)[13]	89.2%
Two-stream LSTM(fc-L)[13]	93.7%
Two-stream LSTM(fu-1)[13]	94.2%
Two-stream LSTM(fu-2)[13]	94.6%
Ali <i>et al.</i> [21]	95.7%
Proposed method(vgg16-verydeep)	95.6%
Proposed method(GoogleNet)	96.8%
Proposed method(GoogleNet) + iTF	99.4%




Figure 4: The confusion matrix of the proposed method for UCF11 dataset.



Figure 5: The multi-channel one dimensional Convolutional Neural Network (1D-CNN) architectures used for two datasets UCF11 (top stream) and jHMDB (bottom stream).

the average performance of splits. The classification accuracies of the proposed method and other approaches for this dataset are reported in Table 2.

In the experiments for jHMDB dataset, we found the database relatively small to train our multi-channel 1D CNN. Due to the fact that it has only around 600 training videos. This results in overfitting of the network. Though, it is still demonstrating relatively acceptable results. By combining the learned features of our method with improved trajectory features (concatenating them); we could outperform the state-of-the-art approaches in this dataset. The confusion matrix for this dataset is depicted in Fig. 6. In both datasets, features of the last feature map layer (before soft-max) are extracted as the representation of time series. These are the learned features of our proposed methodology.

Table 2: Comparison of our results to the state-of-the-arts on jHMDB action recognition dataset.

Method	Accuracy
Two-stream LSTM(conv-L)[13]	52.7%
Ali <i>et al.</i> [21]	53.4%
Lu <i>et al.</i> [22]	58.6%
Gkioxari <i>et al.</i> [23]	62.5%
Proposed method(vgg16-verydeep)	62.6%
Peng <i>et al.</i> [24]	62.8%
Proposed method(GoogleNet)	63.2%
Two-stream LSTM(fc-L)[13]	66.8%
Two-stream LSTM(fu-1)[13]	67.7%
Jhuang <i>et al.</i> [25]	69.0%
Peng <i>et al.</i> [26]	69.0%
Two-stream LSTM(fu-2)[13]	69.0%
Proposed method(vgg16-verydeep) + iTF	69.4%
Proposed method(GoogleNet) + iTF	70.5%




Figure 6: The confusion matrix of the proposed method on jHMDB dataset.

V. CONCLUSION

We proposed an approach in which a Convolutional Neural Network (CNN) in multi-channel format was used to extract temporal information from the motion time series of activity recognition datasets. By doing so, we were able to show that temporal information has an important role in classifying time series and CNNs by representing data hierarchically are able to extract both short-term and long-term motion dynamics. Furthermore, due to the fact that if channel numbers go high, number of learned parameters will be increased dramatically and the network will not be trained efficiently. Hence, number of channels is an important parameter that should be noticed carefully. By transforming the original feature space to the new space with less dimensionality, the training process of the one dimensional Convolutional Neural Network (1D-CNN) simplified. This caused the network to be trained properly even for smaller datasets.

REFERENCES

- [1] K. Simonyan and A. Zisserman, "Two-stream convolutional networks for action recognition in videos," in *Advances in Neural Information Processing Systems*, 2014, pp. 568-576.
- [2] Y. LeCun and Y. Bengio, "Convolutional networks for images, speech, and time series," *The handbook of brain theory and neural networks*, vol. 3361, p. 1995, 1995.
- [3] A. Krizhevsky, I. Sutskever, and G. E. Hinton, "Imagenet classification with deep convolutional neural networks," in *Advances in neural information processing systems*, 2012, pp. 1097-1105.
- [4] D. Ciresan, A. Giusti, L. M. Gambardella, and J. Schmidhuber, "Deep neural networks segment neuronal membranes in electron microscopy images," in *Advances in neural information processing systems*, 2012, pp. 2843-2851.
- [5] C. Farabet, C. Couprie, L. Najman, and Y. LeCun, "Learning hierarchical features for scene labeling," *IEEE transactions on pattern analysis and machine intelligence*, vol. 35, pp. 1915-1929, 2013.
- [6] A. Karpathy, G. Toderici, S. Shetty, T. Leung, R. Sukthankar, and L. Fei-Fei, "Large-scale video classification with convolutional neural networks," in *Proceedings of the IEEE conference on Computer Vision and Pattern Recognition*, 2014, pp. 1725-1732.
- [7] S. Ji, W. Xu, M. Yang, and K. Yu, "3D convolutional neural networks for human action recognition," *IEEE transactions on pattern analysis and machine intelligence*, vol. 35, pp. 221-231, 2013.
- [8] D. Tran, L. Bourdev, R. Fergus, L. Torresani, and M. Paluri, "C3D: generic features for video analysis," *CoRR, abs/1412.0767*, vol. 2, p. 7, 2014.
- [9] J. Yue-Hei Ng, M. Hausknecht, S. Vijayanarasimhan, O. Vinyals, R. Monga, and G. Toderici, "Beyond short snippets: Deep networks for video classification," in *Proceedings of the IEEE Conference on Computer Vision and Pattern Recognition*, 2015, pp. 4694-4702.
- [10] L. Wang, Y. Qiao, and X. Tang, "Action recognition with trajectory-pooled deep-convolutional descriptors," in *Proceedings of the IEEE Conference on Computer Vision and Pattern Recognition*, 2015, pp. 4305-4314.
- [11] C. Feichtenhofer, A. Pinz, and A. Zisserman, "Convolutional two-stream network fusion for video action recognition," in *Proceedings of*

the *IEEE Conference on Computer Vision and Pattern Recognition*, 2016, pp. 1933-1941.

[12] B. Zhang, L. Wang, Z. Wang, Y. Qiao, and H. Wang, "Real-time action recognition with enhanced motion vector CNNs," in *Proceedings of the IEEE Conference on Computer Vision and Pattern Recognition*, 2016, pp. 2718-2726.

[13] H. Gammulle, S. Denman, S. Sridharan, and C. Fookes, "Two Stream LSTM: A Deep Fusion Framework for Human Action Recognition," in *Applications of Computer Vision (WACV), 2017 IEEE Winter Conference on*, 2017, pp. 177-186.

[14] J. Liu, J. Luo, and M. Shah, "Recognizing realistic actions from videos "in the wild"," in *Computer vision and pattern recognition, 2009. CVPR 2009. IEEE conference on*, 2009, pp. 1996-2003.

[15] M. Hasan and A. K. Roy-Chowdhury, "Incremental activity modeling and recognition in streaming videos," in *Proceedings of the IEEE Conference on Computer Vision and Pattern Recognition*, 2014, pp. 796-803.

[16] N. Ikizler-Cinbis and S. Sclaroff, "Object, scene and actions: Combining multiple features for human action recognition," *Computer Vision–ECCV 2010*, pp. 494-507, 2010.

[17] H. Wang, A. Kläser, C. Schmid, and C.-L. Liu, "Action recognition by dense trajectories," in *Computer Vision and Pattern Recognition (CVPR), 2011 IEEE Conference on*, 2011, pp. 3169-3176.

[18] S. Sharma, R. Kiros, and R. Salakhutdinov, "Action recognition using visual attention," *arXiv preprint arXiv:1511.04119*, 2015.

[19] J. Cho, M. Lee, H. J. Chang, and S. Oh, "Robust action recognition using local motion and group sparsity," *Pattern Recognition*, vol. 47, pp. 1813-1825, 2014.

[20] M. Ravanbakhsh, H. Mousavi, M. Rastegari, V. Murino, and L. S. Davis, "Action Recognition with Image Based CNN Features," *arXiv preprint arXiv:1512.03980*, 2015.

[21] A. Javidani and A. Mahmoudi-Aznaveh, "A Unified Method for First and Third Person Action Recognition," *arXiv preprint arXiv:1801.00192*, 2017.

[22] J. Lu, R. Xu, and J. J. Corso, "Human action segmentation with hierarchical supervoxel consistency," in *Computer Vision and Pattern Recognition (CVPR), 2015 IEEE Conference on*, 2015, pp. 3762-3771.

[23] G. Gkioxari and J. Malik, "Finding action tubes," in *Computer Vision and Pattern Recognition (CVPR), 2015 IEEE Conference on*, 2015, pp. 759-768.

[24] X. Peng, L. Wang, X. Wang, and Y. Qiao, "Bag of visual words and fusion methods for action recognition: Comprehensive study and good practice," *Computer Vision and Image Understanding*, 2016.

[25] H. Jhuang, J. Gall, S. Zuffi, C. Schmid, and M. J. Black, "Towards understanding action recognition," in *Computer Vision (ICCV), 2013 IEEE International Conference on*, 2013, pp. 3192-3199.

[26] X. Peng, C. Zou, Y. Qiao, and Q. Peng, "Action recognition with stacked fisher vectors," in *European Conference on Computer Vision*, 2014, pp. 581-595.