

# Convexity-Increasing Morphs of Planar Graphs

Linda Kleist\*

Boris Klemz†

Anna Lubiw‡

Lena Schlipf§

Frank Staals¶

Darren Strash||

## Abstract

We study the problem of *convexifying* drawings of planar graphs. Given any planar straight-line drawing of a 3-connected graph  $G$ , we show how to morph the drawing to one with convex faces while maintaining planarity at all times. Furthermore, the morph is *convexity increasing*, meaning that angles of inner faces never change from convex to reflex. We give a polynomial time algorithm that constructs such a morph as a composition of a linear number of steps where each step either moves vertices along horizontal lines or moves vertices along vertical lines.

## 1 Introduction

A *morph* between two planar straight-line drawings  $\Gamma_0$  and  $\Gamma_1$  of a graph  $G$  is a continuous movement of the vertices from one to the other, with the edges following along as straight-line segments between their endpoints. A morph is *planar* if it preserves planarity of the drawing at all times.

Motivated by applications in animation and in reconstruction of 3D shapes from 2D slices, the study of morphing has focused on finding a morph between two given planar drawings. The existence of planar morphs was established long ago [6, 27], followed by algorithms that produce good visual results [14, 16], and algorithms that find “piece-wise linear” morphs with a linear number of steps [2].

Our focus is somewhat different, and more aligned with graph drawing goals—our input is a planar graph drawing and our aim is to morph it to a better drawing, in particular to a convex drawing. A morph *convexifies* a given straight-line graph drawing if the end result is a *convex graph drawing*, i.e. a planar straight-line graph drawing in which every face is a convex polygon. For a survey on convex graph drawing, see [25].

We first observe that it is easy, using known results, to find a planar morph that convexifies a given graph drawing—we can just create a convex drawing with the same faces (assuming such a drawing exists), and morph to that specific drawing using the known planar morphing algorithms. However, ideally, convex angles should remain convex throughout a morph. We therefore impose the stronger condition that the morph be *convexity-increasing*, meaning that an angle of an inner face never switches from convex to reflex. Besides the theoretical goal of studying continuous motion that is monotonic in some measure (e.g. edge lengths [18]), another motivation comes from visualization—a morph of a graph drawing should maintain the user’s “mental model” [23] which means changing as little as possible, and making observable progress towards a goal. Previous morphing algorithms fail to provide convexity-increasing morphs even

---

\*Technische Universität Berlin, Germany

†Institut für Informatik, Freie Universität Berlin, Germany

‡University of Waterloo, Canada

§FernUniversität in Hagen, Germany

¶Utrecht University, The Netherlands

||Colgate University, USA

if the target is a convex drawing because they all start by triangulating the drawing. This means that an original convex angle may be subdivided by new triangulation edges, so there is no constraint that keeps it convex.

Our main result is an algorithm to convexify any straight-line planar drawing of a 3-connected graph via a planar convexity-increasing morph. See Figure 1. We show a surprising stronger property—that the morph can be composed of a linear number of *horizontal* and *vertical* morphs. A *horizontal* morph moves all vertices at constant speeds along horizontal lines, and a *vertical* morph is defined similarly. See Figure 1. Orthogonality is a very desirable and well-studied criterion for graph drawing [11], in part because there is evidence that the human visual cortex comprehends orthogonal lines more easily [4, 24]. Similarly, it seems natural that orthogonal motion should be easier to comprehend, though morphing algorithms have so far not explored this criterion.

**Related work and concepts** To the best of our knowledge there is no previous work on convexity-increasing morphs except for the case of a path or cycle. For the case of a cycle, there are two results that each give something stronger. Connelly et al. [8] and Canterella et al. [7] gave algorithms to convexify a simple polygon while preserving edge lengths. Since their motions are “expansive”, they are convexity-increasing. Aichholzer et al. [1] gave an algorithm to find a “visibility-increasing” morph of a simple polygon to a convex polygon, a condition that implies convexity-increasing.

In related work, there is an algorithm to morph one convex drawing to another convex drawing of the same graph while preserving planarity and convexity [3]. Such morphs are convexity-increasing by default, but do not address our problem since our initial drawing is not convex.

Many previous morphing algorithms find “piece-wise linear” morphs, where the morph is composed of discrete steps and each step moves vertices along straight lines. A morph is called *linear* if each vertex moves along a straight line at constant speed; different vertices are allowed to move at different speeds, and some may remain stationary. A linear morph is completely specified by the initial and final drawings. If, in addition, all the lines along which vertices move are parallel, then the morph is called *unidirectional* [2]. Horizontal and vertical morphs are a special kind of unidirectional morphs.

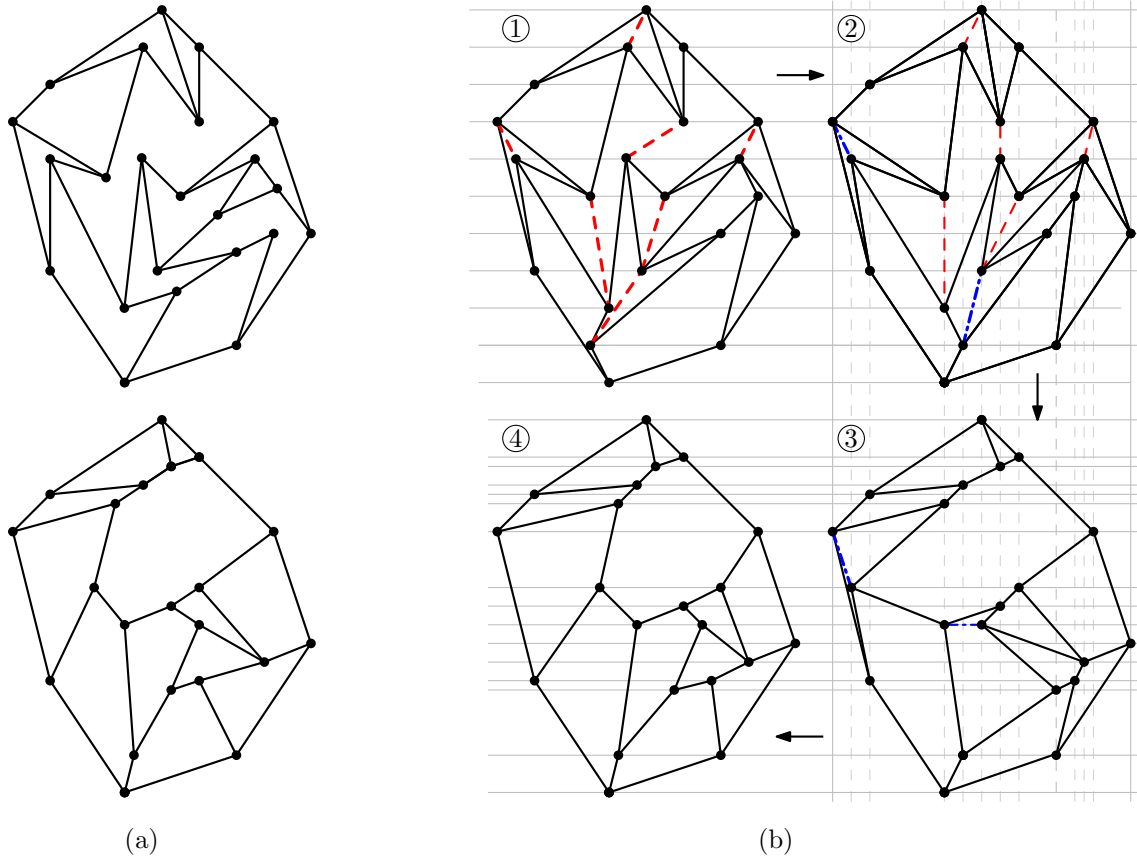
Alamdari et al. [2] gave an algorithm with runtime  $O(n^3)$  that takes as input two  $n$ -vertex planar straight-line drawings,  $\Gamma_0$  and  $\Gamma_1$ , that are combinatorially the same, and constructs a planar morph between them that consists of a sequence of  $O(n)$  unidirectional morphs.

**Our Results** Our main result is the following theorem.

**Theorem 1.** *Let  $\Gamma$  be a planar straight-line drawing of a 3-connected graph  $G$  on  $n$  vertices. Then  $\Gamma$  can be morphed to a strictly convex drawing via a sequence of convexity-increasing planar morphs each of which is either a horizontal morph or a vertical morph. If  $\Gamma$  has a convex outer face then the number of morphs in the sequence is at most  $r + 1$ , where  $r$  is the number of internal reflex angles in  $\Gamma$ . In general, the number of morphs in the sequence is at most  $1.5n$ . Furthermore, there is an  $O(n^{1+\omega/2})$  time algorithm to find the sequence of morphs, where  $\omega$  is the matrix multiplication exponent.*

The run time is  $O(n^{2.5})$  with Gaussian elimination, improved to  $O(n^{2.1865})$  using the current fastest matrix multiplication method with  $\omega \approx 2.3728639$  [19]. Our model of computation is the real-RAM—we do not have a polynomial bound on the bit-complexity of the coordinates of the vertices in the sequence of drawings that specify the morph. However, previous morphing algorithms had no such bounds either.

In terms of visualization, our algorithm has an advantage over the general morphing algorithm of Alamdari et al. [2]. That algorithm “almost contracts” vertices, which destroys the user’s



**Fig. 1:** (a) (top) A straight-line drawing of a graph  $G$ , and (bottom) a strictly convex drawing of  $G$ . (b) A sequence of convexity-increasing morphs (horizontal, vertical, horizontal) that give the convex drawing.

mental model of the graph. We do not use any contractions, and therefore, we expect our morphs to be useful for visualization purposes.

We prove Theorem 1 by combining some known techniques in graph drawing and graph morphing. Our main contribution is to combine these to solve the new problem of morphing a graph drawing to a convex drawing via convexity-increasing morphs. As with some previous morphing results [2, 3] a main ingredient of our proof is a result of Hong and Nagamochi [17] that gives conditions (and an algorithm) for redrawing a planar straight-line graph drawing to have convex faces, while preserving the  $y$ -coordinates of the vertices (“level planar drawings of hierarchical plane st-graphs,” in their terminology). Angelini et al. [3] strengthened Hong and Nagamochi’s result to strictly convex faces. We give a new proof of the strengthened result for 3-connected graphs using Tutte’s graph drawing algorithm. This speeds up Hong and Nagamochi’s algorithm from  $O(n^2)$  to  $O(n^{\omega/2})$ . Our improvement in run-time also speeds up the run-time of the morphing algorithm of Alamdari et al. [2] from  $O(n^3)$  to  $O(n^{1+\omega/2})$ .

**Organization** The proof of Theorem 1 is in Section 3, and the result about redrawing with convex faces is in Section 5. We begin with preliminaries in Section 2. A discussion of the size of the grid needed for the intermediate drawings of our morph can be found in Section 4.

## 2 Preliminaries

Two planar drawings of a graph  $G$  have the *same combinatorial embedding* if they have the same clockwise cyclic ordering of edges around the outer face and around each inner face.

Given a planar straight-line drawing  $\Gamma$  of a graph, its *angles* are formed by pairs of consecutive edges around a face, with the angle measured inside the face. An *internal angle* is an angle of an inner face. A *reflex* angle is one that exceeds  $\pi$ . A *convex* angle is at most  $\pi$ , and a *strictly convex* angle is less than  $\pi$ .

The drawing  $\Gamma$  is *convex* if all its faces are drawn as convex polygons. In terms of angles, this means that angles of the inner faces are convex and angles of the outer face are reflex or flat (of angle  $180^\circ$ ). The drawing is *strictly convex* if all faces are strictly convex.

We say that a face of a planar graph drawing is *y-monotone* if the boundary of the face consists of two *y-monotone* chains. A chain is *y-monotone* if the *y*-coordinates of points along the chain are strictly increasing. These definitions apply to general planar graph drawings, not just straight-line drawings. (We note that the directed graphs that have drawings with *y-monotone* faces are the *st-planar* graphs, which are well-studied [10].)

A linear morph is completely specified by the initial and final drawings. We use the notation  $\langle \Gamma_1, \Gamma_2 \rangle$  to denote the linear morph from drawing  $\Gamma_1$  to  $\Gamma_2$ .

## 2.1 Unidirectional Morphs

Restricting to linear morphs seems like a sensible way to discretize morphs—essentially, it asks for the vertex trajectories to be piece-wise linear. At first glance, the further restriction to unidirectional morphs seems arbitrary and restrictive. However, as discovered by Alamdari et al. [2], it is easier to prove the existence of unidirectional morphs. Also, unidirectional morphs have many nice properties, as we explain in this section. Suppose we do a horizontal morph. Then every vertex must keep its *y*-coordinate. Alamdari et al. gave conditions on the initial and final drawing that guarantee that the horizontal morph between them is planar:

**Lemma 1.** [2, Lemma 13] *If  $\Gamma$  and  $\Gamma'$  are two planar straight-line drawings of the same graph such that every line parallel to the *x*-axis crosses the same ordered sequence of edges and vertices in both drawings, then the linear morph from  $\Gamma$  to  $\Gamma'$  is planar.*

Observe that the conditions of the lemma imply that every vertex is at the same *y*-coordinate in  $\Gamma$  and  $\Gamma'$  so the linear morph between them is horizontal. Also note that the lemma generalizes in the obvious way to any direction, not just the direction of the *x*-axis. We note several useful consequences of Lemma 1 (proofs in Appendix A).

**Lemma 2.** *Let  $\Gamma_1, \Gamma_2, \Gamma_3$  be three planar straight-line drawings where the linear morphs  $\langle \Gamma_i, \Gamma_{i+1} \rangle$ ,  $i = 1, 2$  are horizontal and planar. Then the linear morph  $\langle \Gamma_1, \Gamma_3 \rangle$  is a horizontal planar morph.*

**Lemma 3.** *During a horizontal morph, an angle cannot change more than once between reflex and convex or vice versa. If  $\langle \Gamma_1, \Gamma_2 \rangle$  is a horizontal morph and any convex internal angle of  $\Gamma_1$  is also convex in  $\Gamma_2$  then the morph is convexity-increasing.*

Alamdari et al. gave a further condition that implies the hypothesis of Lemma 1.

**Observation 1.** [2, Lemma 13] *If  $\Gamma$  is a planar graph drawing of a graph  $G$  with all faces (including the outer face) *y-monotone* and  $\Gamma'$  is another planar drawing of  $G$  that has the same combinatorial embedding, the same *y*-coordinates of vertices, and has *y-monotone* edges, then every line parallel to the *x*-axis crosses the same ordered sequence of edges and vertices in both drawings.*

Observation 1 and Lemma 1 are combined in [2], but we need the more general formulation of Observation 1 for planar drawings that are not necessarily straight-line.

The final ingredient we need in order to make use of the above lemmas is a way to redraw a graph to preserve the combinatorial embedding and the *y*-coordinates of the vertices, while improving convexity.

## 2.2 Redrawing with Convex Faces while Preserving $y$ -Coordinates

We build upon an algorithm due to Hong and Nagamochi [17] that redraws a planar graph to have convex faces while preserving the  $y$ -coordinates of the vertices. Angelini et al. [3] strengthened the result to strictly convex faces. We limit ourselves to 3-connected graphs and improve the running time.

**Lemma 4** (based on [17, 3]). *Let  $\Gamma$  be a planar drawing of a 3-connected graph  $G$  such that every face is  $y$ -monotone (including the outer face). Let  $C$  be a strictly convex straight-line drawing of the outer face of  $G$  such that every vertex of  $C$  has the same  $y$ -coordinate as in  $\Gamma$ . Then there is a straight-line strictly convex drawing  $\Gamma'$  of  $G$  that has  $C$  as the outer face and such that every vertex of  $\Gamma'$  has the same  $y$ -coordinate as in  $\Gamma$ . Furthermore,  $\Gamma'$  can be found in time  $O(n^{\omega/2})$ , where  $\omega$  is the matrix multiplication exponent.*

We prove Lemma 4 in Section 5 using Tutte's graph drawing algorithm. This is quite different from the previous approaches, and gives the improved run-time.

Hong and Nagamochi [17] proved a version of Lemma 4, but did not guarantee a strictly convex drawing and gave a run-time of  $O(n^2)$ . Angelini et al. [3] strengthened the result to strictly convex faces by perturbing vertices to avoid angles of  $180^\circ$ . They did not analyze the run-time. Our run-time is  $O(n^{1.5})$  without fast matrix multiplication,  $O(n^{1.1865})$  with. Both [17] and [3] expressed their results in terms of *level planar drawings of hierarchical plane st-graphs*, and handled more generally the class of graphs that have [strictly] convex drawings. Their original statements and further explanations can be found in Appendix B.

## 3 Computing Convexity-Increasing Morphs

We prove Theorem 1 in two parts. In Section 3.1 we prove the special case when the initial drawing has a convex outer face. In Section 3.2 we deal with a non-convex outer boundary.

### 3.1 Morphing Drawings with a Convex Outer Face

To give some intuition about the proof, we first consider an easy case where the outer face  $C$  of  $\Gamma$  is strictly convex and all faces are  $y$ -monotone. Then we can immediately apply Lemma 4 with the outer face fixed to obtain a new straight-line strictly convex drawing  $\Gamma'$  with all vertices at the same  $y$ -coordinates. By Observation 1 every line parallel to the  $x$ -axis crosses the same ordered sequence of edges and vertices in  $\Gamma$  and in  $\Gamma'$ . Then by Lemma 1 the morph from  $\Gamma$  to  $\Gamma'$  is planar. Also it is a horizontal morph. Thus we have a morph from  $\Gamma$  to a strictly convex drawing  $\Gamma'$  by way of a single horizontal morph. Furthermore, the morph is convexity-increasing by Lemma 3.

More generally, the faces of  $\Gamma$  need not be  $y$ -monotone. Suppose that no edge of  $\Gamma$  is horizontal (we will show how to ensure this later on). Consider any inner face  $f$ . We say a vertex  $v$  is a *local minimum* (*local maximum*) of face  $f$  if the neighbors of  $v$  in  $f$  lie above  $v$  (below  $v$ , respectively). A *local extremum* refers to a local minimum or a local maximum. Observe that a horizontal morph preserves local minima and maxima.

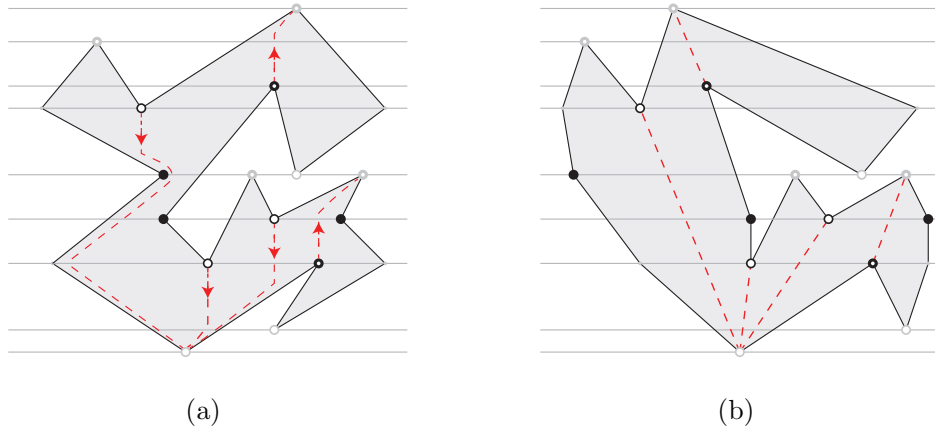
A face  $f$  is  $y$ -monotone if and only if it has only one local maximum and only one local minimum. When  $f$  is not  $y$ -monotone, the angle of  $f$  at a local minimum may be reflex or convex, and the same for a local maximum. Observe that a horizontal morph will not change the convex/reflex status of any angle at a local extremum of  $f$ . This means that the only internal reflex angles we can remedy via a horizontal morph are the ones that do not occur at local extrema. We will show that there is a single horizontal morph that makes all the internal angles that are not at local extrema into convex angles:

**Lemma 5.** *Let  $\Gamma$  be a straight-line planar drawing of a 3-connected graph with a convex outer face and no horizontal edge. There exists a horizontal planar morph to a straight-line drawing  $\Gamma'$  such that  $\Gamma'$  has a strictly convex outer face and every internal angle that is not a local extremum is strictly convex in  $\Gamma'$ . Furthermore, the morph is convexity-increasing, and can be found in time  $O(n^{\omega/2})$ , where  $\omega$  is the matrix multiplication exponent.*

We prove Lemma 5 below, but first we discuss the plan for the rest of the proof. To measure the progress we make by applying Lemma 5, we must see how many reflex angles become convex. We call an angle of inner face  $f$  an *h-reflex* angle if it is reflex and occurs at a vertex that has one neighbor in  $f$  above and the other below—equivalently, the angle is reflex and is not a local extremum of  $f$ . The morph of Lemma 5 will cause any h-reflex angle to become convex.

To deal with the remaining reflex angles, the plan is to conceptually “turn the paper” by  $90^\circ$  and perform a vertical morph to make any *v-reflex* angle convex, where an angle of inner face  $f$  is called a *v-reflex* angle if it is reflex and occurs at a vertex that has one neighbor in  $f$  to the left and the other to the right. The final aspect of the proof is to ensure that at each step there is at least one h-reflex or v-reflex angle, so that the algorithm makes progress in each step.

We now fill in more details. We will prove Lemma 5 by appealing to Lemma 4 which redraws a graph to have strictly convex faces while preserving the  $y$ -coordinates. Since the lemma only applies to graph drawings with  $y$ -monotone faces, we must first augment  $\Gamma$  to a drawing with  $y$ -monotone faces by inserting  $y$ -monotone edges (not necessarily straight-line). For an example see Figure 2. This is a standard operation in upward planar (or “monotone”) drawing [10, Lemma 4.1] [22, Lemma 3.1], but the difference is that we must not insert any edge incident to a vertex that is not a local extremum—otherwise we relinquish control of convexity at that vertex. For this reason, we will add edges only between local extrema.

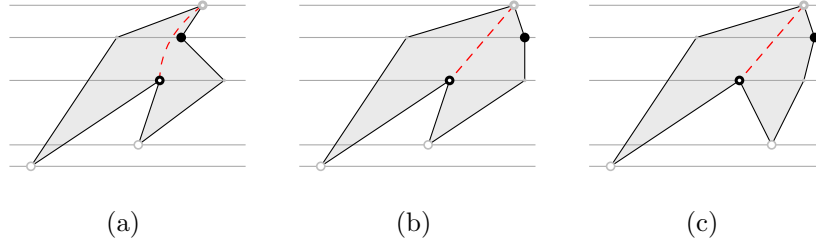


**Fig. 2:** (a) A face (in gray) that is not  $y$ -monotone. Gray vertices are convex; black vertices are reflex. Local minima are drawn with thin-bordered hollow vertices, and local maxima with thick-bordered hollow vertices; other vertices are drawn solid, and those that are reflex (black) will be convexified in the next morph. Red dashed edges inside the face are added by Proposition 1. (b) The face after application of Lemma 5. Angles at black solid vertices have become convex.

*Proposition 1.* Any straight-line planar drawing of a 3-connected graph can be augmented to have  $y$ -monotone inner faces by adding edges such that each edge can be drawn as a  $y$ -monotone curve joining two local extrema in some face. Furthermore, these edges can be found in time  $O(n \log n)$ .

The proof can be found in Appendix C but see Figure 2 for the idea.

We are now ready to prove Lemma 5.



**Fig. 3:** (a) A face that is not  $y$ -monotone. (b) The face after application of Lemma 5. There is a vertical edge and the single reflex vertex is not  $v$ -reflex. (c) After applying a horizontal shear transformation, the reflex vertex is  $v$ -reflex and there are no vertical edges.

*Proof of Lemma 5.* Use Proposition 1 to augment  $\Gamma$  with a set of edges  $A$  such that  $\Gamma \cup A$  is a planar drawing in which all faces are  $y$ -monotone, and any edge of  $A$  goes between two local extrema in some inner face. This takes time  $O(n \log n)$ . Let  $C$  be the outer face of  $\Gamma$ . Create a new drawing of  $C$ , call it  $C'$ , that is strictly convex, but preserves the  $y$ -coordinates of vertices.

By Lemma 4 with the outer face  $C'$  we obtain (in time  $O(n^{\omega/2})$ ) a new straight-line strictly convex drawing  $\Gamma' \cup A'$  with all vertices at the same  $y$ -coordinates as in  $\Gamma$ . (Here  $A'$  is a set of straight-line edges corresponding to  $A$ .) By Observation 1 every line parallel to the  $x$ -axis crosses the same ordered sequence of edges and vertices in  $\Gamma \cup A$  and in  $\Gamma' \cup A'$ . Then by Lemma 1 the morph from  $\Gamma$  to  $\Gamma'$  is a planar horizontal morph.

Any internal angle of  $\Gamma$  that is not a local extremum has no edge of  $A$  incident to it, and thus becomes strictly convex in  $\Gamma'$ . Any internal angle of  $\Gamma$  that is a local extremum maintains its convex/reflex status in  $\Gamma'$ . Thus by Lemma 3 the morph is convexity-increasing. The run-time to find the morph (i.e., to find  $\Gamma'$ ) is  $O(n^{\omega/2})$ .  $\square$

We remark that Lemma 5 generalizes to directions  $d$  other than the horizontal direction: for any direction  $d$  that is not parallel to an edge of  $\Gamma$ , there exists a convexity-increasing unidirectional (with respect to  $d$ ) morph that convexifies all internal angles that are not extreme in the direction orthogonal to  $d$ . If we do not insist on a sequence of *horizontal and vertical* morphs, we immediately obtain a proof of Theorem 1 for the case of a convex outer face, since, for each reflex angle, we can choose a direction  $d$  that convexifies it. In order to prove the stronger version of Theorem 1 that uses only two orthogonal directions, we strengthen Lemma 5 by showing that we can ensure that there is at least one h-reflex or v-reflex vertex at each step.

**Lemma 6.** *Let  $\Gamma$  be a straight-line planar drawing with a convex outer face and no horizontal edge. There exists a horizontal planar morph to a straight-line drawing  $\Gamma''$  such that*

- (i) *the outer face of  $\Gamma''$  is strictly convex,*
- (ii) *every internal angle that is not a local extremum is convex in  $\Gamma''$ ,*
- (iii)  *$\Gamma''$  has no vertical edge, and*
- (iv) *if  $\Gamma''$  is not convex, then it has at least one v-reflex angle.*

*Furthermore, the morph is convexity-increasing, and can be found in time  $O(n^{\omega/2})$ .*

*Proof.* We first apply Lemma 5 to obtain a morph from  $\Gamma$  to a drawing  $\Gamma'$  that satisfies (i) and (ii). If  $\Gamma'$  satisfies all the requirements, we are done. Otherwise we will achieve the remaining properties by shearing the drawing  $\Gamma'$ . Eliminating vertical edges via a horizontal shear is easy, so we concentrate on the requirement (iv) about v-reflex angles. Suppose  $\Gamma'$  is not convex and has no v-reflex angle. Consider any reflex angle of  $\Gamma'$ , say at vertex  $u$  in inner face  $f$ . Note that  $u$  must be a local extremum otherwise it would be convex in  $\Gamma'$ . We will apply a horizontal shear transformation to create a drawing  $\Gamma''$  in which the angle at  $u$  becomes v-reflex, i.e., in which the  $x$ -coordinate of  $u$  is between the  $x$ -coordinates of its two neighbors in  $f$ . Furthermore, the shear should eliminate all vertical edges, e.g., see Figure 3. The shear can be found in linear time.

Since shearing is an affine transformation,  $\Gamma''$  has the same convex/reflex angles as  $\Gamma'$ . Thus  $\Gamma''$  satisfies all the properties. The linear morph  $\langle \Gamma', \Gamma'' \rangle$  is a horizontal planar morph that preserves the convex/reflex status of every angle. By Lemma 2 the morph  $\langle \Gamma, \Gamma'' \rangle$  is a horizontal planar morph. By Lemma 3 it is convexity-increasing. The morph can be found in time  $O(n^{\omega/2})$ .  $\square$

*Proof of Theorem 1 for a convex outer face.* If the given drawing  $\Gamma$  has no h-reflex angle, or has a horizontal edge, then we use one vertical shear as in the proof of Lemma 6 to remedy this. Then we apply Lemma 6 alternately in the horizontal and vertical directions until the drawing is convex. In each step there is at least one h-reflex or v-reflex angle that becomes convex. Thus the number of horizontal morphs is at most  $r + 1$  and the run-time is  $O(n^{1+\omega/2})$ .  $\square$

### 3.2 Morphing Drawings with a Non-convex Outer Face

In the previous section we proved the special case of Theorem 1 when the outer face is already convex. In this section we prove the general case.

**Overview.** We first augment the outer face of  $\Gamma$  with edges from its convex hull to obtain a drawing of an augmented graph with a convex outer face. We apply the results from Section 3.1 to morph to a strictly convex drawing and then remove the extra edges one-by-one. After each edge is removed we morph to a strictly convex drawing of the reduced graph using at most three horizontal or vertical morphs.

**Augmenting the outer face.** Compute the convex hull of  $\Gamma$ . Any segment of the convex hull that does not correspond to an edge of  $G$  becomes a new edge that we add to  $G$ . Let  $A$  denote the new edges and  $G \cup A$  denote the augmented graph with straight-line planar drawing  $\Gamma \cup A$ . Each edge  $e \in A$  is part of the boundary of an inner face  $f_e$  of  $\Gamma \cup A$ . We call  $f_e$  the *pocket* of  $e$ . We apply the result of Section 3.1 to obtain a strictly convex drawing of  $G \cup A$ , see Figure 4(a). Note that the techniques used in that section give us a drawing with no horizontal or vertical edges.

**Popping a pocket outward.** We now describe a way to remove an edge of  $A$  and “pop” out the vertices of its pocket so that they become part of the convex hull. Lemma 4 serves once again as an important subroutine. We make ample use of the fact that we may freely specify the desired subdrawing of the outer face after each application of Lemma 4, as long as we maintain either the  $x$ -coordinates or the  $y$ -coordinates of all vertices.

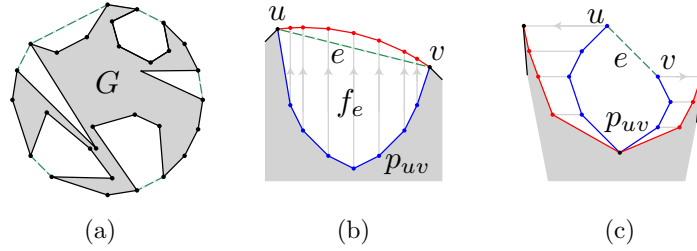
**Lemma 7.** *Let  $\Gamma$  be a strictly convex drawing of graph  $G$ , with an edge  $e$  on the outer face. Suppose that  $G - e$  is 3-connected. Then  $\Gamma - e$  can be morphed to a strictly convex drawing of  $G - e$  via at most three convexity-increasing morphs, each of which is horizontal or vertical. Furthermore, the morphs can be found in time  $O(n^{\omega/2})$ .*

*Proof.* Our morph will be specified by a sequence of drawings,  $\Gamma, \Gamma_1, \Gamma_2, \Gamma_3$ , where the first and last morphs are vertical and the second morph, which we can sometimes skip, is horizontal.

Let  $e = (u, v)$ . We first perform a vertical morph from  $\Gamma$  to a drawing  $\Gamma_1$  in which vertex  $u$  is top-most or bottom-most. This can be done by redrawing the outer face so that  $u$  is extreme while maintaining the  $x$ -coordinates of all vertices, and then using one application of Lemma 4. For the remainder of the proof, assume without loss of generality that  $u$  is the top-most vertex and that  $v$  lies to the right of  $u$  in  $\Gamma_1$ . The other cases are symmetric. Let  $p_{uv}$  denote the path from  $u$  to  $v$  in  $f_e - e$ . We distinguish two cases depending on the shape of  $f_e$  in  $\Gamma_1$ .

**Case 1:** The path  $p_{u,v}$  is an  $x$ -monotone chain in  $\Gamma_1$ , see Fig. 4(b). In this case we can skip the second step of the morph sequence. We will remove  $e$  and compute a vertical morph from  $\Gamma_1 - e$  to a strictly convex drawing  $\Gamma_3$  of  $G - e$ . This can be done by Lemma 4 as long as we can specify a strictly convex drawing of the outer face of  $\Gamma_1 - e$  in which the  $x$ -coordinates match those of  $\Gamma_1$ . It suffices to compute a suitable new reflex chain for  $p_{uv}$ , see Fig. 4(b).





**Fig. 4:** (a) Schematic of the convex drawing of  $G \cup A$ . Graph  $G$  is depicted in gray, edges of  $A$  are dashed, and the pockets are white. (b)-(c) Cases 1 and 2 for Lemma 7, where faint gray arrows indicate explicit placements on the convex hull.

**Case 2:** The path  $p_{uv}$  is not an  $x$ -monotone chain. In this case we will compute a horizontal morph from  $\Gamma_1$  to a strictly convex drawing  $\Gamma_2$  in which  $u$  and  $v$  are the unique left-most and the unique right-most vertices. This can be done by Lemma 4 as long as we can specify a strictly convex drawing of the outer face of  $\Gamma_1$  in which  $u$  and  $v$  are at the left and right and the  $y$ -coordinates match those of  $\Gamma_1$ . This is possible because  $u$  is top-most, see Fig. 4(c).

In the drawing  $\Gamma_2$  the pocket  $f_e$  is convex with extreme points  $u$  and  $v$  so the path  $p_{uv}$  is  $x$ -monotone and, hence, by Case 1, there is a vertical morph from  $\Gamma_2 - e$  to a strictly convex drawing  $\Gamma_3$  of  $G - e$ .  $\square$

Observe that each application of Lemma 7 increases the number of vertices of  $G$  on the convex hull. Thus, by induction we obtain the proof of Theorem 1. We have used at most 3 horizontal and vertical morphs per pocket. This can be decreased to 2 morphs per pocket by noting that each application of Lemma 7 involves a vertical-horizontal-vertical morph sequence, and Lemma 2 allows us to compress two consecutive vertical morphs into one. Since there are at most  $n/2$  pockets, the number of morphs needed to deal with pockets is at most  $n$ . The number of morphs to obtain the initial drawing of  $G \cup A$  is at most  $r + 1 \leq n$ , where  $r$  is the number of internal reflex angles in  $\Gamma \cup A$ . Thus, the total number of morphs is bounded by  $2n$ . We can improve this bound to  $1.5n$ : Each pocket is defined by two convex hull vertices. These convex hulls vertices can not contribute to the  $r + 1$  initial morphs. Therefore, we can charge one of the two morphs per pocket to one of its two convex hull vertices. The run time of the algorithm is  $O(n^{1+\omega/2})$ .

## 4 The Grid Size

Any 3-connected planar graph can be drawn with convex faces on a  $n \times n$  grid [12] or with strictly convex faces on a  $O(n^2) \times O(n^2)$  grid [5]. It would be desirable to find morphs in which the intermediate drawings lie on a polynomial-sized grid, i.e. with a logarithmic number of bits for each vertex's coordinates. In Appendix D we show that there is no hope of achieving this with our current approach. We design a family of examples based on those of Lin and Eades [20] to show that a single horizontal morph may unavoidably blow up the width of the drawing from  $O(n)$  to  $\Omega(n!)$ . Thus there is no hope of restricting to a polynomial-sized grid. A weaker goal is polynomial bit complexity. It is true that one horizontal morph causes only polynomial blow-up in the number of bits, but our algorithm uses  $O(n)$  successive steps, so there is a danger that the bit complexity required by our algorithm is exponential or worse.

## 5 Using Tutte’s Algorithm to Find Convex Drawings Preserving $y$ -Coordinates

*This section is in honour of the 100<sup>th</sup> anniversary of the birth of William Tutte.*

Our algorithm made use of Lemma 4 which says that if a 3-connected graph has a planar drawing  $\Gamma$  with  $y$ -monotone faces and  $C$  is a strictly convex drawing of the outer face that preserves  $y$ -coordinates of vertices, then  $G$  has a straight-line strictly convex drawing  $\Gamma'$  that has  $C$  as the outer face and that preserves  $y$ -coordinates of all vertices.

In this section we give a new proof of Lemma 4 using Tutte’s graph drawing algorithm. We obtain an algorithm that uses  $O(n^{\omega/2})$  time, where  $\omega$  is the matrix multiplication exponent. The idea of using Tutte’s algorithm to prove Lemma 4 is known to some in the graph drawing community, but it has not been published and is not widely known.

In his paper, “How to Draw a Graph,” [30] Tutte showed that any 3-connected planar graph  $G = (V, E)$  with a fixed convex drawing  $C$  of its outer face has a convex drawing with outer face  $C$  that can be obtained by solving a system of linear equations. Let  $V_I$  be the internal vertices of  $G$  and for  $v \in V_I$  let variables  $(x_v, y_v)$  represent the coordinates of vertex  $v$ . For each vertex  $v \in C$  let  $(x_v, y_v)$  be its (fixed) coordinates. Let  $d_v$  be the degree of vertex  $v$ . Consider the system of equations:

$$\forall u \in V_I \quad (x_u, y_u) = \sum_{(u,v) \in E} \frac{1}{d_u} (x_v, y_v).$$

Tutte proved that this system of equations has a solution and that the solution gives a convex drawing of  $G$  with outer face  $C$ . The drawing is strictly convex so long as  $C$  is strictly convex.

In fact, Tutte’s proof carries over to more general “barycenter” weights other than  $1/d_u$ . The following result is proved in [13] or see [15]. Assign a weight  $w_{u,v} > 0$  to each ordered pair  $u, v$  with  $(u, v) \in E$  such that for each  $u$ ,  $\sum_v w_{u,v} = 1$ . Then the system of equations

$$\forall u \in V_I \quad (x_u, y_u) = \sum_{(u,v) \in E} w_{u,v} (x_v, y_v) \tag{1}$$

has a unique solution that gives a convex drawing of  $G$  with outer face  $C$  (and a strictly convex drawing of  $G$  if  $C$  is strictly convex).

We can now give an alternate proof of Hong and Nagamochi’s result:

*Proof of Lemma 4.* We must show that there is a strictly convex drawing of  $G$  with outer face  $C$  that preserves the  $y$ -coordinates of the vertices from drawing  $\Gamma$ . Our idea is to do this in two steps, first choosing the barycenter weights to force vertices to lie at the required  $y$ -coordinates, and then solving system (1) with these barycenter weights to determine the  $x$ -coordinates.

For the first step, we solve separately for each  $u \in V_I$  the system:

$$y_u = \sum_{(u,v) \in E} w_{u,v} y_v, \quad 1 = \sum_v w_{u,v} \tag{2}$$

Here the  $y$ ’s are the known values from  $\Gamma$  and the  $w_{u,v}$ ’s are variables. There are two equations and  $d_u > 2$  variables, so the system is under-determined and can easily be solved. We give one solution in Appendix E.

Given values  $w_{u,v}$  satisfying the constraints (2) for all  $u \in V_I$ , we then solve equations (1) to find values for the  $x_u$ ’s. By Tutte’s generalized result, this provides a strictly convex drawing of  $G$  with outer face  $C$  while preserving  $y$  coordinates.

Finally, we analyze the run-time. Our first step of finding the appropriate weights based on the  $y$  coordinates takes linear time. The system of equations (1) can be solved in  $O(n^{1.5})$  arithmetic operations using the nested dissection method of Rose, Tarjan and Lipton [21] since

the constraint matrix arises from a planar graph. (This is discussed in the survey [25].) This can be improved by replacing Gaussian elimination by fast matrix multiplication. As described by Ribo Mor, Rote, and Schulz [26], Rose et al. actually show that the system of equations (1) can be solved with  $O(n^{\omega/2})$  arithmetic operations, where  $\omega$  is the matrix multiplication constant, i.e., two  $n \times n$  matrices can be multiplied using  $O(n^{\omega})$  operations.  $\square$

## 6 Conclusions

We have shown how to morph any straight-line planar drawing of a 3-connected graph to a convex drawing while preserving planarity and increasing convexity throughout the morph. The following questions are open:

1. Extend our result beyond 3-connected graphs to the class of graphs that have convex drawings. These were characterized by Tutte [29], Thomassen [28], and Hong and Nagamochi [17]—a plane graph  $G$  with outer face  $C$  and with no internal degree-2 vertex has a convex drawing with outer face  $C$  if and only if the graph is *internally 3-connected* [17]. Hong and Nagamochi’s Lemma 4 extends to this class. The barrier to extending our morphing algorithm to this larger class is that adding convex hull edges as in Section 3.2 destroys the property of being internally 3-connected.
2. Recall that during a convexity-increasing morph, the set of *internal* convex angles never decreases. We conjecture that every straight-line planar drawing of a (internally) 3-connected graph admits a convexity-increasing morph to a convex drawing such that during the morph the set of *external* reflex angles also never decreases.
3. Design piece-wise linear morphs with a polynomial bound on the bit complexity of the intermediate drawings. The ultimate goal is intermediate drawings that lie on a polynomial-sized grid, i.e. with a logarithmic number of bits for each vertex’s coordinates, but even a polynomial number of bits would be progress. This is open both for our problem of morphing to a convex drawing and for the problem of morphing between two given planar straight-line drawings.

**Acknowledgments** We wish to thank André Schulz for helpful discussions on generalizations of Tutte’s algorithm. This work was begun at Dagstuhl workshop 17072, “Applications of Topology to the Analysis of 1-Dimensional Objects.” We thank Dagstuhl, the organizers, and the other participants for a stimulating workshop. In particular, we want to thank Carola Wenk and Regina Rotmann for joining some of our discussions, and Irina Kostitsyna for contributing many valuable ideas.

## References

- [1] O. Aichholzer, G. Aloupis, E. D. Demaine, M. L. Demaine, V. Dujmovic, F. Hurtado, A. Lubiw, G. Rote, A. Schulz, D. L. Souvaine, and A. Winslow. Convexifying polygons without losing visibilities. In *Canadian Conference on Computational Geometry (CCCG)*, 2011.
- [2] S. Alamdari, P. Angelini, F. Barrera-Cruz, T. M. Chan, G. Da Lozzo, G. Di Battista, F. Frati, P. Haxell, A. Lubiw, M. Patrignani, V. Roselli, S. Singla, and B. T. Wilkinson. How to morph planar graph drawings. *SIAM J. Computing*, 46(2):29 pages, 2017.
- [3] P. Angelini, G. Da Lozzo, F. Frati, A. Lubiw, M. Patrignani, and V. Roselli. Optimal Morphs of Convex Drawings. In L. Arge and J. Pach, editors, *Proceedings of the 31st*

- International Symposium on Computational Geometry (SoCG 2015)*, volume 34 of *Leibniz International Proceedings in Informatics (LIPIcs)*, pages 126–140, Dagstuhl, Germany, 2015.
- [4] S. Appelle. Perception and discrimination as a function of stimulus orientation: the “oblique effect” in man and animals. *Psychological Bulletin*, 78(4):266, 1972.
  - [5] I. Bárány and G. Rote. Strictly convex drawings of planar graphs. *Documenta Math*, 11:369–391, 2006.
  - [6] S. Cairns. Deformations of plane rectilinear complexes. *The American Mathematical Monthly*, 51(5):247–252, 1944.
  - [7] J. H. Cantarella, E. D. Demaine, H. N. Iben, and J. F. O’Brien. An energy-driven approach to linkage unfolding. In *Proceedings of the 20th Annual Symposium on Computational Geometry (SoCG)*, pages 134–143. ACM, 2004.
  - [8] R. Connelly, E. D. Demaine, and G. Rote. Straightening polygonal arcs and convexifying polygonal cycles. *Discrete & Computational Geometry*, 30:205–239, 2003.
  - [9] M. De Berg, M. Van Kreveld, M. Overmars, and O. Cheong. *Computational Geometry: Algorithms and Applications*. Springer, 3rd edition, 2008.
  - [10] G. Di Battista and R. Tamassia. Algorithms for plane representations of acyclic digraphs. *Theoretical Computer Science*, 61(2-3):175–198, 1988.
  - [11] M. Eiglsperger, S. P. Fekete, and G. W. Klau. Orthogonal graph drawing. In *Drawing Graphs*, pages 121–171. Springer, 2001.
  - [12] S. Felsner. Convex drawings of planar graphs and the order dimension of 3-polytopes. *Order*, 18(1):19–37, 2001.
  - [13] M. S. Floater. Parametric tilings and scattered data approximation. *International Journal of Shape Modeling*, 4(03n04):165–182, 1998.
  - [14] M. S. Floater and C. Gotsman. How to morph tilings injectively. *Journal of Computational and Applied Mathematics*, 101(1-2):117–129, 1999.
  - [15] S. J. Gortler, C. Gotsman, and D. Thurston. Discrete one-forms on meshes and applications to 3D mesh parameterization. *Computer Aided Geometric Design*, 23(2):83–112, 2006.
  - [16] C. Gotsman and V. Surazhsky. Guaranteed intersection-free polygon morphing. *Computers & Graphics*, 25(1):67–75, 2001.
  - [17] S.-H. Hong and H. Nagamochi. Convex drawings of hierarchical planar graphs and clustered planar graphs. *Journal of Discrete Algorithms*, 8(3):282–295, 2010.
  - [18] H. N. Iben, J. F. O’Brien, and E. D. Demaine. Refolding planar polygons. *Discrete & Computational Geometry*, 41(3):444–460, 2009.
  - [19] F. Le Gall. Powers of tensors and fast matrix multiplication. In *Proceedings of the 39th International Symposium on Symbolic and Algebraic Computation*, pages 296–303. ACM, 2014.
  - [20] X. Lin and P. Eades. Towards area requirements for drawing hierarchically planar graphs. *Theoretical Computer Science*, 292(3):679–695, 2003.
  - [21] R. J. Lipton, D. J. Rose, and R. E. Tarjan. Generalized nested dissection. *SIAM J. Numerical Analysis*, 16(2):346–358, 1979.

- [22] J. Pach and G. Tóth. Monotone drawings of planar graphs. *Journal of Graph Theory*, 46(1):39–47, 2004.
- [23] H. C. Purchase, E. Hoggan, and C. Görg. How important is the "mental map"?—an empirical investigation of a dynamic graph layout algorithm. In *International Symposium on Graph Drawing*, pages 184–195. Springer, 2006.
- [24] H. C. Purchase, C. Pilcher, and B. Plimmer. Graph drawing aesthetics—created by users, not algorithms. *IEEE Transactions on Visualization and Computer Graphics*, 18(1):81–92, 2012.
- [25] S. Rahman. Convex graph drawing. In M.-Y. Kao, editor, *Encyclopedia of Algorithms*, pages 1–7. Springer Berlin Heidelberg, Berlin, Heidelberg, 2015.
- [26] A. Ribó Mor, G. Rote, and A. Schulz. Small grid embeddings of 3-polytopes. *Discrete & Computational Geometry*, 45(1):65–87, 2011.
- [27] C. Thomassen. Deformations of plane graphs. *Journal of Combinatorial Theory, Series B*, 34(3):244–257, 1983.
- [28] C. Thomassen. Plane representations of graphs. In J. A. Bondy and U. S. R. Murty, editors, *Progress in Graph Theory*, pages 43–69. Academic Press, 1984.
- [29] W. T. Tutte. Convex representations of graphs. *Proceedings of the London Mathematical Society*, s3-10(1):304–320, 1960.
- [30] W. T. Tutte. How to draw a graph. *Proceedings of the London Mathematical Society*, 3(1):743–767, 1963.

## A Proofs for Section 2.1

*Proof of Lemma 2.* The morphs  $\langle \Gamma_1, \Gamma_2 \rangle$  and  $\langle \Gamma_2, \Gamma_3 \rangle$  are horizontal and planar, so every line parallel to the  $x$ -axis crosses the same ordered sequence of edges and vertices in  $\Gamma_1$  and  $\Gamma_2$ . Then by Lemma 1 the morph  $\langle \Gamma_1, \Gamma_3 \rangle$  is horizontal and planar.  $\square$

*Proof of Lemma 3.* This result is a generalization of [3, Lemma 7], and both are proved using basic properties of unidirectional morphs from [2]. Consider an angle formed by points  $a, b, c$ . If  $a$  and  $c$  both lie above  $b$ , or both lie below  $b$ , then the angle maintains its convexity status (convex or reflex) during any horizontal morph. So suppose that the ordering of the points by  $y$ -coordinate is  $a, b, c$ . Suppose that the clock-wise angle  $abc$  is convex at two time points  $t$  and  $t'$  with  $t < t'$  during the horizontal morph. If we add the edge  $ac$  we obtain a triangle and the horizontal line through  $b$  crosses  $ac$  and  $b$  in the same order at both time points. Thus the morph between  $t$  and  $t'$  is planar by Lemma 1, so the angle is convex at all times between  $t$  and  $t'$ .

We prove the contrapositive of the second statement. Suppose the horizontal morph  $\langle \Gamma_1, \Gamma_2 \rangle$  is not convexity-increasing. Then some internal angle changes from convex to reflex during the course of the morph. By the above statement, the angle must be convex in  $\Gamma_1$  and reflex in  $\Gamma_2$ .  $\square$

## B Previous versions of Lemma 4

In this appendix we give more details on the versions of Lemma 4 proved by Hong and Nagamochi [17] and Angelini et al. [3]. First we introduce some terminology from [17].

A *hierarchical graph* is a graph with vertices assigned to *layers* which are horizontal lines. A *level drawing* of a hierarchical graph maps each vertex to a point on its layer line, and each edge to a  $y$ -monotone curve. Each edge can be directed upwards, so there is an underlying directed graph, and the standard notions of sink and source. A *hierarchical st plane graph* is a hierarchical graph that has a level drawing that is planar and that has only one source and one sink. This is equivalent to our definition that all faces are  $y$ -monotone. A plane graph is *internally 3-connected* if the graph is 2-connected and any pair of cut vertices  $u, v$  has the properties that  $u$  and  $v$  lie on the outer face and every connected component of  $G - \{u, v\}$  has a vertex of the outer face.

**Lemma 8** (Hong and Nagamochi [17]). *Let  $G$  be an internally 3-connected hierarchical st plane graph. Then a drawing of the outer face of  $G$  on a strictly convex polygon  $C$  can be extended to a convex drawing of  $G$  by choosing an  $x$ -coordinate for each internal vertex.*

Implicit in the above statement is that the polygon  $C$  and the convex drawing  $G$  respect the layers of the hierarchical graph.

Angelini et al. [3, Theorem 6] strengthened the above lemma to prove the existence of a *strictly* convex drawing of  $G$ . Hong and Nagamochi also gave necessary and sufficient conditions to deal with the case where the drawing of  $C$  need not be strictly convex.

## C Proof of Proposition 1

*Proof of Proposition 1.* We first note that a face is  $y$ -monotone if and only if it has no reflex local extrema. Our proof is by induction on the number of reflex local extrema in all inner faces of the drawing. If there are none, then all inner faces are  $y$ -monotone. Otherwise, consider an inner face  $f$  that has a local extremum  $u$ . Assume without loss of generality that  $u$  is a local minimum. We want to find a local extremum  $v$  below  $u$  such that a  $y$ -monotone curve can be added from  $v$  to  $u$  within face  $f$ . To construct the curve go vertically downwards from  $u$  to the first point  $p_u$  on the boundary of  $f$ , and then follow a  $y$ -monotone chain of  $f$ 's boundary

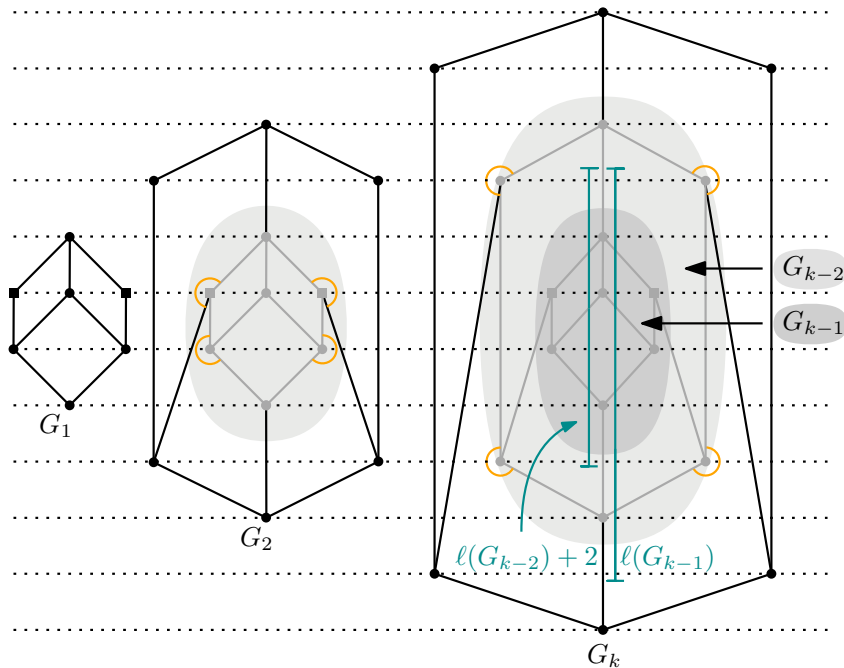
downwards from  $p_u$  to a local minimum  $v$ . Adding the edge  $(u, v)$  divides  $f$  into two faces, and decreases the total number of local extrema. We note that Pach and Tóth [22] used a similar idea to triangulate with monotone curves, although their curves stopped at the first vertex on  $f$ 's boundary and we must continue to the first local minimum.

To complete the proof we briefly describe how the set of augmenting edges can be found in time  $O(n \log n)$ . We deal with the local reflex minima; the maxima can be dealt with in a second phase. Find a trapezoidization of the drawing [9] in  $O(n \log n)$  time. This gives the point  $p_u$  for each local reflex minimum  $u$  in face  $f$ . We can preprocess the graph in time  $O(n)$  to find, for each edge  $e$  in face  $f$ , the local minimum  $v$  that is reached by following a  $y$ -monotone chain downward from  $e$  in  $f$ . This gives the set of augmenting edges. We must still find the cyclic order of augmenting edges incident with each vertex  $v$ . We separate into those that arrive at  $v$  from the left and those that arrive from the right. Within each of these sets, we sort by the  $y$ -coordinate of points  $p_u$ .  $\square$

## D Lower bound on grid size

We give a family of examples to show that a single one of the horizontal morphs we use in our convexification algorithm may unavoidably blow up the width of the drawing from  $O(n)$  to  $\Omega(n!)$ .

**Lemma 9.** *There is a family  $(G_k)_k$  of graphs with straight-line drawings on a grid of width  $w(G_k) < 2k$  and height  $\ell(G_k) = 4k$  for which any convex straight-line drawing preserving the  $y$ -coordinates has width  $w_c(G_k) \geq 4^{k-1}(2k-2)! \approx w(G_k)!$*



**Fig. 5:** Illustration of small instances of the hierarchical graph family  $(G_k)$ . Any convex drawing needs an exponential increase in width.

The graph  $G_1$  is depicted in Figure 5. Observe that  $G_1$  trivially has a convex drawing. The graph  $G_{k+1}$  is obtained from  $G_k$  by introducing 4 new  $y$ -coordinates (“layers”) and 6 new vertices: Introduce a  $C_6$  as the new outerface and four more internal edges as shown in Figure 5. Note that  $G_k$  has exactly two vertices of degree two on the outerface. It follows directly from the construction that  $G_k$  has  $6k + 1$  vertices,  $4k$  layers, and a straight-line-drawing of width

$\leq 2k$  on an integer grid. It is easy to see that if  $G_k$  has a convex drawing that preserves the levels of the vertices, then so does  $G_{k+1}$ ; we can simply shift the degree two vertices in  $G_k$  and the new vertices on layers one and  $4k - 1$  far enough outwards.

We now argue that any convex drawing necessarily blows up the width. This follows from the following geometric observation. A similar idea was used by Lin and Eades [20] for the construction of hierarchical drawings where every straight-line drawing has a large width.

**Observation 2.** *Let  $v_0$  be a vertex on level  $l_0$ , with two neighbors  $u_1$  and  $w_1$  on level  $l_1$ .  $u_1$  has neighbor  $u_k$  and  $w_1$  has neighbor  $w_k$ ; both on level  $l_k$ . Denote the distance of  $u_1$  and  $w_1$  by  $d$ . If the out-angles  $\angle vu_1u_k$  and  $\angle vw_1w_k$  are at most  $\pi$ , then the distance of  $u_k$  and  $w_k$  is at least  $dk$ .*

For the convex drawings we see that  $w_c(G_1) = 2$ . With Observation 2, it follows that  $w_c(G_2) = 16$ , and for  $k \geq 3$ :

$$w_c(G_k) = (\ell(G_{k-2}) + 2) \cdot \ell(G_{k-1}) \cdot w_c(G_{k-1})$$

With the recursion, the claim can be proved by induction. Note that the family of graphs  $(G_k)_k$  resulting from this construction are internally 3-connected (since they have a convex drawing [17]). However, they are not 3-connected. We can obtain the same result for 3-connected graphs simply by contracting the two degree two vertices on the outer face of  $G_k$  to the top vertex.

## E Solving System (2) for Section 5

One possible solution to equations (2) is obtained as follows. Because  $\Gamma$  has  $y$ -monotone faces, every vertex  $u \in V_I$  has neighbors below and above. Let  $N_u^+$  be the neighbors of  $u$  that lie above  $u$  in  $\Gamma$ . Let  $d_u^+ = |N_u^+|$ . Similarly, let  $N_u^-$  be the neighbors of  $u$  that lie below  $u$  in  $\Gamma$  and let  $d_u^- = |N_u^-|$ . Compute the average  $y$ -coordinate of  $u$ 's neighbors above and below:

$$y_u^+ = \sum_{v \in N_u^+} \frac{1}{d_u^+} y_v \quad y_u^- = \sum_{v \in N_u^-} \frac{1}{d_u^-} y_v$$

Observe that  $y_u$  lies between  $y_u^+$  and  $y_u^-$ . Thus we can find a value  $t_u$ ,  $0 < t_u < 1$ , such that

$$\begin{aligned} y_u &= t_u y_u^+ + (1 - t_u) y_u^- \\ &= \sum_{v \in N_u^+} \frac{t_u}{d_u^+} y_v + \sum_{v \in N_u^-} \frac{1 - t_u}{d_u^-} y_v \end{aligned}$$

Therefore, setting  $w_{u,v} = \frac{t_u}{d_u^+}$  for  $v \in N_u^+$  and  $w_{u,v} = \frac{1-t_u}{d_u^-}$  for  $v \in N_u^-$ , yields a solution to (2).