

# Local Geometry of One-Hidden-Layer Neural Networks for Logistic Regression

Haoyu Fu<sup>1</sup>, Yuejie Chi<sup>2</sup>, Yingbin Liang<sup>1</sup>

<sup>1</sup>Dept. of ECE, The Ohio State University, Columbus, OH 43210, USA

<sup>2</sup>Dept. of ECE, Carnegie Mellon University, Pittsburgh, PA 15213, USA \*

February 2018

## Abstract

We study the local geometry of a one-hidden-layer fully-connected neural network where the training samples are generated from a multi-neuron logistic regression model. We prove that under Gaussian input, the empirical risk function employing quadratic loss exhibits strong convexity and smoothness uniformly in a local neighborhood of the ground truth, for a class of smooth activation functions satisfying certain properties, including sigmoid and tanh, as soon as the sample complexity is sufficiently large. This implies that if initialized in this neighborhood, gradient descent converges linearly to a critical point that is provably close to the ground truth without requiring a fresh set of samples at each iteration. This significantly improves upon prior results on learning shallow neural networks with multiple neurons. To the best of our knowledge, this is the first global convergence guarantee for one-hidden-layer neural networks using gradient descent over the empirical risk function without resampling at the near-optimal sampling and computational complexity.

## 1 Introduction

Neural networks have attracted a significant amount of research interest in recent years due to the success of deep neural networks [LBH15] in practical domains such as computer vision and artificial intelligence [RDS<sup>+</sup>15, HZRS16, SHM<sup>+</sup>16]. However, the theoretical underpinnings behind such success remains mysterious to a large extent. Efforts have been taken to understand which classes of functions can be represented by deep neural networks [Cyb89, HSW89, Bar93, Tel16], when (stochastic) gradient descent is effective for optimizing a non-convex loss function [DPG<sup>+</sup>14], and why these networks generalize well [ZBH<sup>+</sup>16, BFT17, BGMSS17].

In this paper, we consider a neural network structure with one fully-connected hidden layer, illustrated in Fig. 1. The input layer consists of a vector  $\mathbf{x} \in \mathbb{R}^d$ , and the hidden layer is composed of  $K$  neurons, where the number of neurons is smaller than the input dimension, i.e.  $K \leq d$ . Let the activation function associated with the hidden layer be  $\phi(\cdot)$ , we write the output of the network as

$$y = \frac{1}{K} \sum_{k=1}^K \phi(\mathbf{w}_k^\top \mathbf{x}), \quad (1)$$

where  $\mathbf{w}_k \in \mathbb{R}^d$  is the weight vector of the  $k$ th neuron,  $1 \leq k \leq K$ . Let  $\mathbf{W} = [\mathbf{w}_1, \dots, \mathbf{w}_K] \in \mathbb{R}^{d \times K}$ . The goal is to estimate  $\mathbf{W}$ , given a set of training samples  $\{(\mathbf{x}_i, y_i)\}_{i=1}^n$ .

---

\*This work is supported in part by AFOSR under the grant FA9550-15-1-0205, by ONR under the grant N00014-18-1-2142, and by NSF under the grants CAREER ECCS-1818571, ECCS-1462191, and CCF-1704245.

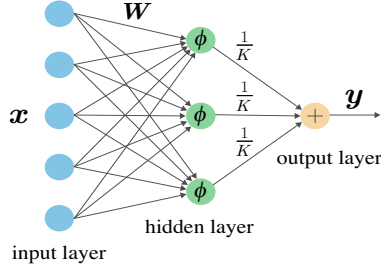


Figure 1: Illustration of a one-hidden-layer fully connected neural network.

Despite the simple form, learning a one-hidden-layer neural network is challenging due to the nonlinearity introduced by the activation function and the superposition of multiple neurons. In particular, let us optimize  $\mathbf{W}$  by minimizing the quadratic loss function via gradient descent:

$$f_n(\mathbf{W}) = \frac{1}{2n} \sum_{i=1}^n \left( y_i - \frac{1}{K} \sum_{k=1}^K \phi(\mathbf{w}_k^\top \mathbf{x}_i) \right)^2. \quad (2)$$

Since  $f_n(\mathbf{W})$  is non-convex in  $\mathbf{W}$ , the solution of simple gradient descent might be trapped at spurious local minima and therefore does not generalize.

Obviously, the geometric properties of  $f_n(\mathbf{W})$  that land it to a benign optimization problem depend on the training data. Following recent literature [ZSJ<sup>+</sup>17, Tia17], we study the *parameter recovery* setting, where the training samples  $(\mathbf{x}_i, y_i) \sim (\mathbf{x}, y)$  are generated i.i.d. from a distribution  $\mathcal{D}$  depending on a ground truth parameter  $\mathbf{W}^* = [\mathbf{w}_1^*, \dots, \mathbf{w}_K^*]$ . In particular, for a classification problem, suppose each label  $y \in \{0, 1\}$  is drawn under the conditional distribution  $\mathbb{P}(y = 1|\mathbf{x}) = \frac{1}{K} \sum_{k=1}^K \phi(\mathbf{w}_k^{*\top} \mathbf{x})$ , and the input  $\mathbf{x}$  is Gaussian. For a regression problem, suppose each  $y$  is generated as  $y = \frac{1}{K} \sum_{k=1}^K \phi(\mathbf{w}_k^{*\top} \mathbf{x})$  where the input  $\mathbf{x}$  is Gaussian. We wish to recover the ground truth  $\mathbf{W}^*$  up to equivalent permutations as accurate as possible, which amounts to finding the global optimum of the non-convex function  $f_n(\mathbf{W})$ .

In the case with a single neuron ( $K = 1$ ), the classification problem has been studied in [MBM16] under sub-Gaussian input and when  $\phi(\cdot)$  has bounded first, second and third derivatives, and the regression problem has been studied in [Sol17] when the activation function is rectified linear unit (ReLU). For the case with multiple neurons ( $2 \leq K \leq d$ ) in the under-parameterized setting, the classification problem is still open. The regression problem has been studied in [ZSJ<sup>+</sup>17], where they showed that in the local neighborhood of the ground truth, the Hessian of the *empirical* loss function is positive definite for each *given* point under *independent* high probability event. Hence, their guarantee for gradient descent to converge to the ground truth requires a *fresh* set of samples at every iteration. It is thus interesting to explore whether the *uniform* strong convexity holds with high probability in the neighborhood of the ground truth. In this paper, we explore such an open issue for the classification problem under the multi-neuron model, and further provide new understanding on the regression problem as well.

## 1.1 Our Contributions

Our main contributions are summarized as follows.

- For the classification problem, we show that, if  $\phi(\cdot)$  has bounded first, second and third derivatives, and the input is Gaussian, then the empirical loss function  $f_n(\mathbf{W})$  is *uniformly* strongly convex in a local neighborhood of the ground truth  $\mathbf{W}^*$  of size  $O(1/\sqrt{K})$  as soon as the sample size is

$O(dK^3 \log^2 d)$ , where  $d$  is the input dimension and  $K$  is the number of neurons. Such a result also holds for the regression problem under the same assumptions for activation functions.

- For the classification problem, we show that, if initialized in this neighborhood, gradient descent will converge linearly to a critical point  $\widehat{\mathbf{W}}_n$  (which we show to exist), with a sample complexity of  $O(dK^3 \log^2 d)$ , which is near-optimal up to a polynomial factor in  $K$  and  $\log d$ . Due to the nature of quantized labels here, the recovery of  $\mathbf{W}^*$  is only up to certain statistical accuracy, and  $\widehat{\mathbf{W}}_n$  converges to  $\mathbf{W}^*$  at a rate of  $O(\sqrt{dK^4 \log n/n})$ . Furthermore, such a convergence guarantee does not require a fresh set of samples at each iteration due to the *uniform* strong convexity in the local neighborhood. To obtain  $\epsilon$ -accuracy, it requires a computational complexity of  $O(ndK^2 \log(1/\epsilon))$ . For the regression problem, the convergence is to the ground truth at the same rate under the same assumptions and without requiring a fresh set of samples.
- We adopt the tensor method proposed in [ZSJ<sup>+</sup>17], which is shown to provably provide an initialization in the neighborhood of the ground truth. In particular, our proof replaces the homogeneous assumption on activation functions in [ZSJ<sup>+</sup>17] by a mild condition on the curvature of activation functions around  $\mathbf{W}^*$ , which holds for a larger class of activation functions including *sigmoid* and *tanh*.

As comparison to previous work, [ZSJ<sup>+</sup>17], which although holds for a larger class of activation functions, establishes strong convexity only *individually* for each given point in the local neighborhood. In contrast, our work provides a uniform bound of the local Hessian for a special class of activation functions that include sigmoid and tanh, for both regression and classification problems, and therefore eliminates the need of resampling (required in [ZSJ<sup>+</sup>17]) for linear convergence of gradient descent. Compared to [MBM16], our work generalizes their analysis to the case with multiple neurons.

## 1.2 Related Work

It is impossible to review the rapidly growing literature on neural networks, and therefore we focus on the most relevant literature on theoretical and algorithmic aspects of learning shallow neural networks via nonconvex optimization.

The parameter recovery viewpoint is relevant to the success of non-convex learning in signal processing problems such as matrix completion, phase retrieval, blind deconvolution, dictionary learning and tensor decomposition [SL16, CLS15, GM17, GLM16, SQW15, BNS16, MWCC17], to name a few. The statistical model for data generation effectively removes worst-case instances and allows us to focus on average-case performance, which often possess much benign geometric properties that enable global convergence of simple local search algorithms.

The one-hidden-layer network model can be further categorized into two settings, over-parameterization and under-parameterization. In the over-parametrized setting, it is known that if the network size is large enough compared to the data input, then there are no spurious local minima in the optimization landscape, and all local minima are global [SJL17, BL17, SS16, NH17].

Our paper studies the under-parameterized setting, where the number of neurons is smaller than the dimension of inputs. In the case with a single neuron ( $K = 1$ ), under Gaussian input, [Sol17] showed that gradient descent converges linearly when the activation function is Rectified Linear Unit (ReLU), i.e.  $\phi(z) = \max\{z, 0\}$ , with a zero initialization, as long as the sample complexity is  $O(d)$  for the regression problem. On the other end, [MBM16] showed that when  $\phi(\cdot)$  has bounded first, second and third derivatives, there is no other critical points than the unique global minimum (within a constrained region of interest), and (projected) gradient descent converges linearly with

an arbitrary initialization, as long as the sample complexity is  $O(d \log^2 d)$  with sub-Gaussian inputs for the classification problem. For the case with multiple neurons ( $2 \leq K \leq d$ ) in the under-parameterized setting, the work of Tian [Tia17] studied the landscape of the population loss surface with ReLU activations. In particular, there exist spurious bad local minima in the optimization landscape [GLM17, SS17] even at the population level. Zhong et. al. [ZSJ<sup>+</sup>17] provided several important characterizations for the local Hessian for the regression problem for a variety of activation functions, as we describe above.

Finally, we note that several papers study one-hidden-layer or two-layer neural networks with different structures under Gaussian input. For example, [BG17, DLT17a, DLT<sup>+</sup>17b, ZSD17] studied the non-overlapping convolutional neural network, [LY17] studied a two-layer feedforward networks with ReLU activations and identity mapping, and [FJZT17] introduced the Porcupine Neural Network. These results are not directly comparable to ours since the network is different.

### 1.3 Paper Organization and Notations

The rest of the paper is organized as follows. Section 2 describes the problem formulation. Section 3 presents the main results on local geometry and local linear convergence of gradient descent. Section 4 discusses the initialization method. Section 5 outlines the proof of main theorems. Numerical examples are demonstrated in Section 6, and finally, conclusions are drawn in Section 7.

Throughout this paper, we use boldface letters to denote vectors and matrices, e.g.  $\mathbf{w}$  and  $\mathbf{W}$ . The transpose of  $\mathbf{W}$  is denoted by  $\mathbf{W}^\top$ , and  $\|\mathbf{W}\|$ ,  $\|\mathbf{W}\|_F$  denote the spectral norm and the Frobenius norm. For a positive semidefinite (PSD) matrix  $\mathbf{A}$ , we write  $\mathbf{A} \succeq 0$ . The identity matrix is denoted by  $\mathbf{I}$ . The gradient and the Hessian of a function  $f(\mathbf{W})$  is denoted by  $\nabla f(\mathbf{W})$  and  $\nabla^2 f(\mathbf{W})$ , respectively. Let  $\sigma_i(\mathbf{W})$  denote the  $i$ -th singular value of  $\mathbf{W}$ . Denote  $\|\cdot\|_{\psi_1}$  as the sub-exponential norm of a random variable. We use  $c, C, C_1, \dots$  to denote constants whose values may vary from line to line. For nonnegative functions  $f(x)$  and  $g(x)$ ,  $f(x) = O(g(x))$  means there exist positive constants  $c$  and  $a$  such that  $f(x) \leq cg(x)$  for all  $x \geq a$ ;  $f(x) = \Omega(g(x))$  means there exist positive constants  $c$  and  $a$  such that  $f(x) \geq cg(x)$  for all  $x \geq a$ .

## 2 Problem Formulation

We first describe the generative model for training data, and then describe the gradient descent algorithm.

### 2.1 Model

Suppose we are given  $n$  training samples  $\{(\mathbf{x}_i, y_i)\}_{i=1}^n \sim (\mathbf{x}, y)$  that are drawn i.i.d., where  $\mathbf{x} \sim \mathcal{N}(\mathbf{0}, \mathbf{I})$ . Assume the activation function  $\phi(z) \in (0, 1)$  for all  $z$ . Conditioned on  $\mathbf{x} \in \mathbb{R}^d$ , we consider two ways of generating the label  $y$ . The first one is the classification setting, where  $y$  is mapped to a discrete label using

$$\mathbb{P}(y = 1|\mathbf{x}) = \frac{1}{K} \sum_{k=1}^K \phi(\mathbf{w}_k^* \mathbf{x}). \quad (3)$$

and  $\mathbb{P}(y = 0|\mathbf{x}) = 1 - \mathbb{P}(y = 1|\mathbf{x})$ , where  $K$  is the number of neurons. The second one is the regression setting, where

$$y = \frac{1}{K} \sum_{k=1}^K \phi(\mathbf{w}_k^* \mathbf{x}) \in (0, 1). \quad (4)$$

For both settings, our goal is to estimate  $\mathbf{W}^* = [\mathbf{w}_1^*, \dots, \mathbf{w}_K^*]$ , via minimizing the following empirical loss function:

$$f_n(\mathbf{W}) = \frac{1}{n} \sum_{i=1}^n \ell(\mathbf{W}; \mathbf{x}_i), \quad (5)$$

where  $\ell(\mathbf{W}; \mathbf{x}) := \ell(\mathbf{W}; \mathbf{x}, y)$  is the quadratic loss, i.e.,

$$\ell(\mathbf{W}; \mathbf{x}) = \frac{1}{2} \left( y - \frac{1}{K} \sum_{k=1}^K \phi(\mathbf{w}_k^\top \mathbf{x}) \right)^2. \quad (6)$$

Let  $\mathbf{w} = \text{vec}(\mathbf{W}) = [\mathbf{w}_1^\top, \dots, \mathbf{w}_K^\top]^\top \in \mathbb{R}^{dK}$  be the vectorized form of  $\mathbf{W}$ . With slight abuse of notation, we denote the gradient and Hessian of  $\ell(\mathbf{W})$  with respect to the vector  $\mathbf{w}$ .

## 2.2 Gradient Descent

To estimate  $\mathbf{W}^*$ , since (5) is a highly nonconvex function, vanilla gradient descent with an arbitrary initialization may get stuck at local minima. Therefore, we implement the gradient descent algorithm with a well-designed initialization scheme that is described in detail in Section 4. The update rule is given as

$$\mathbf{W}_{t+1} = \mathbf{W}_t - \eta \nabla f_n(\mathbf{W}_t),$$

where  $\eta$  is the step size. The algorithm is summarized in Algorithm 1.

---

### Algorithm 1 Gradient Descent

---

**Input:** Training data  $\{(\mathbf{x}_i, y_i)\}_{i=1}^n$ , step size  $\eta$ , iteration  $T$

**Initialization:**  $\mathbf{W}_0 \leftarrow \text{INITIALIZATION}(\{(\mathbf{x}_i, y_i)\}_{i=1}^n)$

**Gradient Descent:** for  $t = 0, 1, \dots, T$

$$\mathbf{W}_{t+1} = \mathbf{W}_t - \eta \nabla f_n(\mathbf{W}_t).$$

**Output:**  $\mathbf{W}_T$

---

We note that throughout the execution of the algorithm, the same set of training samples is used. This is in sharp contrast to [ZSJ<sup>+</sup>17] that employs the impractical scheme of *resampling*, where a *fresh* set of training samples is used at every iteration of gradient descent. On the other hand, ours is the standard implementation of gradient descent given training data.

## 3 Main Results

Before stating our main results, we first impose some additional assumptions on the activation function.

**Assumption 1.** *The activation function  $\phi(z)$  is three times differentiable with bounded first, second and third derivatives. Namely, for some constant  $L_\phi > 0$ :*

$$\max \{ \|\phi'\|_\infty, \|\phi''\|_\infty, \|\phi'''\|_\infty \} \leq L_\phi. \quad (7)$$

This assumption can be satisfied by many standard functions used in classification problems, for example, the sigmoid function  $\phi(z) = 1/(1 + e^{-z})$ , and the hyperbolic tangent function  $\phi(z) = \tanh(z)$ .

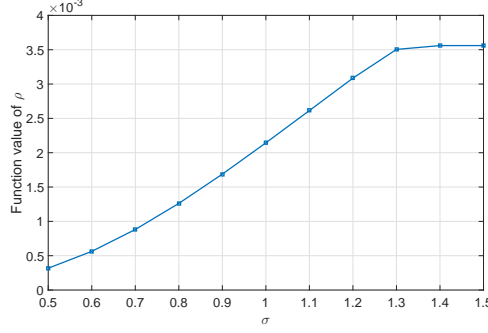


Figure 2:  $\rho(\sigma)$  for sigmoid activation.

Furthermore, we introduce some important quantities regarding  $\phi(z)$  that capture the geometric properties of the loss function, which are distilled in the work of [ZSJ<sup>+</sup>17].

**Definition 1.** Let  $\alpha_q(\sigma) = \mathbb{E}_{z \sim \mathcal{N}(0,1)}[\phi'(\sigma \cdot z)z^q], \forall q \in \{0, 1, 2\}$ , and  $\beta_q(\sigma) = \mathbb{E}_{z \sim \mathcal{N}(0,1)}[\phi'^2(\sigma \cdot z)z^q], \forall q \in \{0, 2\}$ . Define  $\rho(\sigma)$  as

$$\rho(\sigma) = \min\{\beta_0(\sigma) - \alpha_0^2(\sigma) - \alpha_1^2(\sigma), \beta_2(\sigma) - \alpha_1^2(\sigma) - \alpha_2^2(\sigma)\}.$$

Note that the definition here is different from that in [ZSJ<sup>+</sup>17, Property 3.2] but consistent with [ZSJ<sup>+</sup>17, Lemma D.4] which removes the third term in [ZSJ<sup>+</sup>17, Property 3.2]. For the class of activation functions considered in this paper, the first two terms suffice. We make another assumption on  $\phi(z)$  that ensures the positivity of  $\rho(\sigma)$  for all  $\sigma > 0$ .

**Assumption 2.** The function  $\rho(\sigma) > 0$  for all  $\sigma > 0$ .

As an example, we depict  $\rho(\sigma)$  as a function of  $\sigma$  for sigmoid activation in Fig. 2.

Note that these assumptions are used in the prior literature. In particular, Assumption 1 is used in [MBM16], and Assumption 2 is used in [ZSJ<sup>+</sup>17].

### 3.1 Local Strong Convexity

We first characterize the local strong convexity of  $f_n(\mathbf{W})$  in a neighborhood of the ground truth  $\mathbf{W}^*$ . Let  $\mathbb{B}(\mathbf{W}^*, r)$  denote a Euclidean ball centered at  $\mathbf{W}^* \in \mathbb{R}^{d \times K}$  with a radius  $r$ , i.e.

$$\mathbb{B}(\mathbf{W}^*, r) = \left\{ \mathbf{W} \in \mathbb{R}^{d \times K} : \|\mathbf{W} - \mathbf{W}^*\|_F \leq r \right\}.$$

Let  $\sigma_i := \sigma_i(\mathbf{W}^*)$  denote the  $i$ -th singular value of  $\mathbf{W}^*$ . Let the condition number be  $\kappa = \sigma_1/\sigma_K$ , and  $\lambda = \prod_{i=1}^K (\sigma_i/\sigma_K)$ . The following theorem guarantees the Hessian of the empirical risk function  $f_n(\mathbf{W})$  in the local neighborhood of  $\mathbf{W}^*$  is positive definite with high probability.

**Theorem 1.** For the classification model (3), under Assumptions 1 and 2, there exist some constants  $c, C$ , such that if

$$n \geq C \cdot dK^3 \log^2 d \cdot \left( \frac{(L_\phi + 1) L_\phi \kappa^2 \lambda}{\rho(\sigma_K)} \right)^2,$$

then with probability at least  $1 - d^{-10}$ ,

$$\inf_{\mathbf{W} \in \mathbb{B}(\mathbf{W}^*, r)} \nabla^2 f_n(\mathbf{W}) \succeq \Omega\left(\frac{1}{K^2} \cdot \frac{\rho(\sigma_K)}{\kappa^2 \lambda}\right) \cdot \mathbf{I}$$

$$\sup_{\mathbf{W} \in \mathbb{B}(\mathbf{W}^*, r)} \nabla^2 f_n(\mathbf{W}) \preceq O\left(\frac{L_\phi^2}{K}\right) \cdot \mathbf{I}$$

hold, where  $r := \frac{\rho(\sigma_K)}{c\kappa^2\lambda\sqrt{KL_\phi^2}}$ .

The proof of Theorem 1 is outlined in Section 5.1 and more details can be found in Appendix A. Theorem 1 guarantees that the Hessian of the empirical loss function  $f_n(\mathbf{W})$  is positive definite (PD) in a neighborhood of the ground truth  $\mathbf{W}^*$ , as long as  $\rho(\sigma_K) > 0$  (i.e.  $\mathbf{W}^*$  is full-column rank), when the sample size  $n$  is sufficiently large for a class of smooth activation functions that includes sigmoid and tanh.

The bounds in Theorem 1 depend on the dimension parameters of the network ( $n$  and  $K$ ), as well as the activation function and the ground truth ( $L_\phi$ ,  $\rho(\sigma_K)$ ,  $\lambda$ ). As a special case, suppose  $\mathbf{W}^*$  is composed of orthonormal columns with  $\rho(\sigma_K) = O(1)$ ,  $\kappa = 1$ ,  $\lambda = 1$  and suppose  $L_\phi = O(1)$ . Then, Theorem 1 guarantees  $\Omega(1/K^2)\mathbf{I} \preceq \nabla^2 f_n(\mathbf{W}) \preceq O(1/K)$  within the neighborhood  $\mathbb{B}(\mathbf{W}^*, \Omega(1/\sqrt{K}))$ , as soon as the sample complexity  $n = \Omega(dK^3 \log^2 d)$ . The sample complexity is order-wise near-optimal, since the number of unknown parameters is  $dK$ .

**Corollary 1.** *For the regression model (4), Theorem 1 holds without modifications.*

In comparison, though it holds for a larger class of activation functions, [ZSJ<sup>+</sup>17, Theorem 4.2] established the strong convexity only *individually* for each point in the local neighborhood, given a set of training samples. In contrast, Theorem 1 holds *uniformly* in the local neighborhood. This is critical in removing the impractical resampling requirement for guaranteeing the success of gradient descent. Our assumptions on the activation function is inspired by [MBM16] which studies the landscape of binary classification with a single neuron. Theorem 1 extends the local geometry to a one-hidden-layer network with multiple neurons, and characterizes explicitly the dependence of key quantities on the number of neurons.

### 3.2 Performance Guarantees of Gradient Descent

For the classification problem, due to the nature of quantized labels,  $\mathbf{W}^*$  is not necessarily a critical point of  $f_n(\mathbf{W})$ . By the strong convexity of the empirical risk function  $f_n(\mathbf{W})$  in the local neighborhood of  $\mathbf{W}^*$ , there can exist at most one critical point in  $\mathbb{B}(\mathbf{W}^*, r)$ , which is the unique local minimizer in  $\mathbb{B}(\mathbf{W}^*, r)$  if it exists. The following theorem shows that there indeed exists such a critical point  $\widehat{\mathbf{W}}_n$ , which is provably close to the ground truth  $\mathbf{W}^*$ , and gradient descent converges linearly to  $\widehat{\mathbf{W}}_n$ .

**Theorem 2.** *For the classification model (3), under Assumptions 1 and 2, there exist some constants  $C, C_1, c > 0$  such that if the sample size  $n \geq C \cdot dK^3 \log^2 d \cdot \left(\frac{(L_\phi+1)L_\phi\kappa^2\lambda}{\rho(\sigma_K)}\right)^2$ , then with probability at least  $1 - d^{-10}$ , there exists a unique critical point  $\widehat{\mathbf{W}}_n$  in  $\mathbb{B}(\mathbf{W}^*, r)$  with  $r := \frac{\rho(\sigma_K)}{c\kappa^2\lambda\sqrt{KL_\phi^2}}$ , which satisfies*

$$\|\widehat{\mathbf{W}}_n - \mathbf{W}^*\|_{\text{F}} \leq C_1 L_\phi \frac{K^2 \kappa^2 \lambda}{\rho(\sigma_K)} \sqrt{\frac{d \log n}{n}}. \quad (8)$$



Moreover, if the initial point  $\mathbf{W}_0 \in \mathbb{B}(\mathbf{W}^*, r)$ , then gradient descent converges linearly to  $\widehat{\mathbf{W}}_n$ , i.e.

$$\left\| \mathbf{W}_t - \widehat{\mathbf{W}}_n \right\|_{\text{F}} \leq (1 - H_{\min} \eta)^t \left\| \mathbf{W}_0 - \widehat{\mathbf{W}}_n \right\|_{\text{F}} \quad (9)$$

where  $H_{\min} = \Omega\left(\frac{1}{K^2} \cdot \frac{\rho(\sigma_K)}{\kappa^2 \lambda}\right)$ , as long as the step size  $\eta = \Omega\left(\frac{\rho(\sigma_K)}{L^4 \kappa^2 \lambda}\right)$ .

Theorem 2 guarantees that there exists a critical point  $\widehat{\mathbf{W}}_n$  in  $\mathbb{B}(\mathbf{W}^*, r)$  which converges to  $\mathbf{W}^*$  at the rate of  $O(K^2 \sqrt{d \log n/n})$ . Moreover, gradient descent converges linearly to  $\widehat{\mathbf{W}}_n$  at a linear rate, as long as it is initialized in the basin of attraction. To achieve  $\epsilon$ -accuracy, i.e.  $\left\| \mathbf{W}_t - \widehat{\mathbf{W}}_n \right\|_{\text{F}} \leq \epsilon$ , it requires a computational complexity of  $O(ndK^2 \log(1/\epsilon))$ , which is linear in  $n$ ,  $d$  and  $\log(1/\epsilon)$ . To the best of our knowledge, this is the first global convergence guarantee for one-hidden-layer neural networks for logistic regression using gradient descent over the empirical risk function *without resampling*.

For the regression problem, it is clear that  $\mathbf{W}^*$  is a critical point of the empirical risk function  $f_n(\mathbf{W})$ . Then the following result follows directly from Theorem 2.

**Corollary 2.** *For the regression model (4), Theorem 2 holds except that  $\mathbf{W}_t$  converges linearly to  $\mathbf{W}^*$ .*

Compared to [ZSJ<sup>+</sup>17, Theorem 4.4] that requires impractical resampling of independent data samples for each iteration of gradient descent, we allow the iterates of gradient descent to reuse the same set of training samples, though our result holds under additional conditions on the activation function (which still includes popular sigmoid and tanh).

## 4 Initialization

Our initialization adopts the tensor method proposed in [ZSJ<sup>+</sup>17]. In this section, we first briefly describe this method, and then present the performance guarantee of the initialization with remarks on the differences from that in [ZSJ<sup>+</sup>17].

### 4.1 Preliminary and Algorithm

This subsection briefly introduces the tensor method proposed in [ZSJ<sup>+</sup>17], to which a reader can refer for more details. We first define a product  $\tilde{\otimes}$  as follows. If  $\mathbf{v} \in \mathbb{R}^d$  is a vector and  $\mathbf{I}$  is the identity matrix, then  $\mathbf{v} \tilde{\otimes} \mathbf{I} = \sum_{j=1}^d [\mathbf{v} \otimes \mathbf{e}_j \otimes \mathbf{e}_j + \mathbf{e}_j \otimes \mathbf{v} \otimes \mathbf{e}_j + \mathbf{e}_j \otimes \mathbf{e}_j \otimes \mathbf{v}]$ . If  $\mathbf{M}$  is a symmetric rank- $r$  matrix factorized as  $\mathbf{M} = \sum_{i=1}^r \mathbf{s}_i \mathbf{v}_i \mathbf{v}_i^\top$  and  $\mathbf{I}$  is the identity matrix, then

$$\mathbf{M} \tilde{\otimes} \mathbf{I} = \sum_{i=1}^r \mathbf{s}_i \sum_{j=1}^d \sum_{l=1}^6 \mathbf{A}_{l,i,j},$$

where  $\mathbf{A}_{1,i,j} = \mathbf{v}_i \otimes \mathbf{v}_i \otimes \mathbf{e}_j \otimes \mathbf{e}_j$ ,  $\mathbf{A}_{2,i,j} = \mathbf{v}_i \otimes \mathbf{e}_j \otimes \mathbf{v}_i \otimes \mathbf{e}_j$ ,  $\mathbf{A}_{3,i,j} = \mathbf{e}_j \otimes \mathbf{v}_i \otimes \mathbf{v}_i \otimes \mathbf{e}_j$ ,  $\mathbf{A}_{4,i,j} = \mathbf{v}_i \otimes \mathbf{e}_j \otimes \mathbf{e}_j \otimes \mathbf{v}_i$ ,  $\mathbf{A}_{5,i,j} = \mathbf{e}_j \otimes \mathbf{v}_i \otimes \mathbf{e}_j \otimes \mathbf{v}_i$  and  $\mathbf{A}_{6,i,j} = \mathbf{e}_j \otimes \mathbf{e}_j \otimes \mathbf{v}_i \otimes \mathbf{v}_i$ .

**Definition 2.** Define  $\mathbf{M}_1$ ,  $\mathbf{M}_2$ ,  $\mathbf{M}_3$ ,  $\mathbf{M}_4$  and  $m_{1,i}$ ,  $m_{2,i}$ ,  $m_{3,i}$ ,  $m_{4,i}$  as follows:

$$\begin{aligned} \mathbf{M}_1 &= \mathbb{E}[y \cdot \mathbf{x}], \\ \mathbf{M}_2 &= \mathbb{E}[y \cdot (\mathbf{x} \otimes \mathbf{x} - \mathbf{I})], \\ \mathbf{M}_3 &= \mathbb{E}[y \cdot (\mathbf{x}^{\otimes 3} - \mathbf{x} \tilde{\otimes} \mathbf{I})], \end{aligned}$$



---

**Algorithm 2** Initialization via Tensor Method

---

**Input:** Partition  $n$  pairs of data  $\{(\mathbf{x}_i, y_i)\}_{i=1}^n$  into three parts  $\mathcal{D}_1, \mathcal{D}_2, \mathcal{D}_3$ .

**Output:**

- 1: Estimate  $\hat{\mathbf{P}}_2$  of  $\mathbf{P}_2$  from data set  $\mathcal{D}_1$ .
  - 2:  $\mathbf{V} \leftarrow \text{POWERMETHOD}(\hat{\mathbf{P}}_2, K)$ .
  - 3: Estimate  $\hat{\mathbf{R}}_3$  of  $\mathbf{P}_3(\mathbf{V}, \mathbf{V}, \mathbf{V})$  from data set  $\mathcal{D}_2$ .
  - 4:  $\{\hat{\mathbf{u}}_i\}_{i \in [K]} \leftarrow \text{KCL}(\hat{\mathbf{R}}_3)$ .
  - 5:  $\{\mathbf{w}_i^{(0)}\}_{i \in [K]} \leftarrow \text{RECMAG}(\mathbf{V}, \{\hat{\mathbf{u}}_i\}_{i \in [K]}, \mathcal{D}_3)$ .
- 

$$\begin{aligned}
\mathbf{M}_4 &= \mathbb{E}[y \cdot (\mathbf{x}^{\otimes 4} - (\mathbf{x} \otimes \mathbf{x}) \tilde{\otimes} \mathbf{I} + \mathbf{I} \tilde{\otimes} \mathbf{I})], \\
m_{1,i} &= \gamma_1(\|\mathbf{w}_i^*\|), \\
m_{2,i} &= \gamma_2(\|\mathbf{w}_i^*\|) - \gamma_0(\|\mathbf{w}_i^*\|), \\
m_{3,i} &= \gamma_3(\|\mathbf{w}_i^*\|) - 3\gamma_1(\|\mathbf{w}_i^*\|), \\
m_{4,i} &= \gamma_4(\|\mathbf{w}_i^*\|) + 3\gamma_0(\|\mathbf{w}_i^*\|) - 6\gamma_2(\|\mathbf{w}_i^*\|), \\
\text{where } \gamma_j(\sigma) &= \mathbb{E}_{z \sim \mathcal{N}(0,1)}[\phi(\sigma \cdot z)z^j], \quad \forall j = 0, 1, 2, 3, 4.
\end{aligned}$$

**Definition 3.** Let  $\boldsymbol{\alpha} \in \mathbb{R}^d$  denote a randomly picked vector. We define  $\mathbf{P}_2$  and  $\mathbf{P}_3$  as follows:  $\mathbf{P}_2 = \mathbf{M}_{j_2}(\mathbf{I}, \mathbf{I}, \boldsymbol{\alpha}, \dots, \boldsymbol{\alpha})$ ,<sup>1</sup> where  $j_2 = \min\{j \geq 2 \mid \mathbf{M}_j \neq 0\}$ , and  $\mathbf{P}_3 = \mathbf{M}_{j_3}(\mathbf{I}, \mathbf{I}, \mathbf{I}, \boldsymbol{\alpha}, \dots, \boldsymbol{\alpha})$ , where  $j_3 = \min\{j \geq 3 \mid \mathbf{M}_j \neq 0\}$ .

We further denote  $\bar{\mathbf{w}} = \mathbf{w}/\|\mathbf{w}\|$ . The initialization algorithm based on the tensor method is summarized in Algorithm 2, which includes two major steps. Step 1 first estimates the direction of each column of  $\mathbf{W}^*$  by decomposing  $\mathbf{P}_2$  to approximate the subspace spanned by  $\{\bar{\mathbf{w}}_1^*, \bar{\mathbf{w}}_2^*, \dots, \bar{\mathbf{w}}_K^*\}$  (denoted by  $\mathbf{V}$ ), then reduces the third-order tensor  $\mathbf{P}_3$  to a lower-dimension tensor  $\mathbf{R}_3 = \mathbf{P}_3(\mathbf{V}, \mathbf{V}, \mathbf{V}) \in \mathbb{R}^{K \times K \times K}$ , and applies non-orthogonal tensor decomposition on  $\mathbf{R}_3$  to output the estimate  $s_i \mathbf{V}^\top \bar{\mathbf{w}}_i^*$ , where  $s_i \in \{1, -1\}$  is a random sign. Step 2 approximates the magnitude of  $\mathbf{w}_i^*$  and the sign  $s_i$  by solving a linear system of equations.

## 4.2 Performance Guarantee of Initialization

For the classification problem, we make the following technical assumptions, similarly in [ZSJ<sup>+</sup>17, Assumption 5.3] for the regression problem.

**Assumption 3.** The activation function  $\phi(z)$  satisfies the following conditions:

1. If  $\mathbf{M}_j \neq 0$ , then

$$\begin{aligned}
&\sum_{i=1}^K m_{j,i} \left( \mathbf{w}_i^{*\top} \boldsymbol{\alpha} \right)^{j-2} \bar{\mathbf{w}}_i^* \bar{\mathbf{w}}_i^{*\top} \neq \mathbf{0} \quad \forall j, \\
&\sum_{i=1}^K m_{j,i} \left( \bar{\mathbf{w}}_i^{*\top} \boldsymbol{\alpha} \right)^{j-3} (\mathbf{V}^\top \bar{\mathbf{w}}_i^*) \text{vec}((\mathbf{V}^\top \bar{\mathbf{w}}_i^*)(\mathbf{V}^\top \bar{\mathbf{w}}_i^*)^\top)^\top \neq 0 \quad \text{for } j \geq 3
\end{aligned}$$

2. At least one of  $\mathbf{M}_3$  and  $\mathbf{M}_4$  is non-zero.

Furthermore, for both the classification and regression problems, we do not require the homogeneous assumption ((i.e.,  $\phi(az) = a^p z$  for an integer  $p$ )) required in [ZSJ<sup>+</sup>17], which can be restrictive. Instead, we assume the following condition on the curvature of the activation function around the ground truth, which holds for a larger class of activation functions such as sigmoid and tanh.

---

<sup>1</sup>c.f. (71) for definition.

**Assumption 4.** Let  $l_1$  be the index of the first nonzero  $M_i$  where  $i = 1, \dots, 4$ . For the activation function  $\phi(\cdot)$ , there exists a positive constant  $\delta$  such that  $m_{l_1,i}(\cdot)$  is strictly monotone over the interval  $(\|\mathbf{w}_i^*\| - \delta, \|\mathbf{w}_i^*\| + \delta)$ , and the derivative of  $m_{l_1,i}(\cdot)$  is lower bounded by some constant for all  $i$ .

We next present the performance guarantee for the initialization algorithm in the following theorem.

**Theorem 3.** For the classification model (3), under Assumptions 3 and 4, if the sample size  $n \geq \text{dpoly}(K, \kappa, t, \log d, 1/\epsilon)$ , then the output  $\mathbf{W}_0 \in \mathbb{R}^{d \times K}$  of Algorithm 2 satisfies

$$\|\mathbf{W}_0 - \mathbf{W}^*\|_F \leq \epsilon \text{poly}(K, \kappa) \|\mathbf{W}^*\|_F, \quad (10)$$

with probability at least  $1 - d^{-\Omega(t)}$ .

The proof of Theorem 3 consists of (a) showing the estimation of the direction of  $\mathbf{W}^*$  is sufficiently accurate and (b) showing the approximation of the norm of  $\mathbf{W}^*$  is accurate enough. Our proof of part (a) is the same as that in [ZSJ<sup>+</sup>17], but our argument in part (b) is different, where we relax the homogeneous assumption on activation functions. More details can be found in the supplementary materials.

**Corollary 3.** For the regression model (4), Theorem 3 holds, with Assumption 3 being replaced by Assumption 5.3 and Properties 3.1, 3.2, and 3.3 (a) in [ZSJ<sup>+</sup>17].

Compared to the performance guarantee in [ZSJ<sup>+</sup>17], the homogeneous assumption in [ZSJ<sup>+</sup>17] was replaced by Assumption 4, which accommodates a larger class of activation functions.

## 5 Proof Outline

In this section, we sketch the proof of the main theorems while leaving the details to the supplementary materials.

### 5.1 Proof of Theorem 1

To begin, denote the population loss function as

$$f(\mathbf{W}) = \mathbb{E}[f_n(\mathbf{W})] = \mathbb{E}[\ell(\mathbf{W}; \mathbf{x})], \quad (11)$$

where the expectation is taken with respect to the distribution of the training sample  $(\mathbf{x}; y)$ .

Notice that when analyzing the landscape of the population loss function, we can apply the law of total expectation by replacing  $y$  with  $\mathbb{E}[y|\mathbf{x}]$ . Therefore, for both the regression and classification models, they share the same landscape.

The proof of Theorem 1 follows the following steps:

1. We first show that the Hessian  $\nabla^2 f(\mathbf{W})$  of the population loss function is smooth with respect to  $\nabla^2 f(\mathbf{W}^*)$  (Lemma 1);
2. We then show that  $\nabla^2 f(\mathbf{W})$  satisfies local strong convexity and smoothness in a neighborhood of  $\mathbf{W}^*$ ,  $\mathbb{B}(\mathbf{W}^*, r)$  with appropriately chosen radius by leveraging similar properties of  $\nabla^2 f(\mathbf{W}^*)$  (Lemma 2);

3. Next, we show that the Hessian of the empirical loss function  $\nabla^2 f_n(\mathbf{W})$  is close to its popular counterpart  $\nabla^2 f(\mathbf{W})$  uniformly in  $\mathbb{B}(\mathbf{W}^*, r)$  with high probability (Lemma 3).
4. Finally, putting all the arguments together, we establish  $\nabla^2 f_n(\mathbf{W})$  satisfies local strong convexity and smoothness in  $\mathbb{B}(\mathbf{W}^*, r)$ .

We will first show that the Hessian of the population risk is smooth enough around  $\mathbf{W}^*$  in the following lemma.

**Lemma 1.** *If  $\phi(z)$  satisfies Assumption 1, we have*

$$\|\nabla^2 f(\mathbf{W}) - \nabla^2 f(\mathbf{W}^*)\| \lesssim \frac{L_\phi^2}{K^{3/2}} \|\mathbf{W} - \mathbf{W}^*\|_F.$$

The proof is given in Appendix A.1. Lemma 1 together with the fact that  $\nabla^2 f(\mathbf{W}^*)$  be lower and upper bounded, will allow us to bound  $\nabla^2 f(\mathbf{W})$  a neighborhood around ground truth, given below.

**Lemma 2** (Local Strong Convexity and Smoothness of Population Loss). *Suppose  $\phi(z)$  satisfies Assumptions 1 and 2. Then there exists some large enough constant  $c$ , such that*

$$\Omega\left(\frac{1}{K^2} \cdot \frac{\rho(\sigma_K)}{\kappa^2 \lambda}\right) \cdot \mathbf{I} \preceq \nabla^2 f(\mathbf{W}) \preceq O\left(\frac{L_\phi^2}{K}\right) \cdot \mathbf{I}$$

hold for all  $\mathbf{W} \in \mathbb{B}(\mathbf{W}^*, r)$  with  $r := \frac{\rho(\sigma_K)}{c \cdot \sqrt{K} \cdot \kappa^2 \lambda L_\phi^2}$ .

The proof is given in Appendix A.2. The next step is to show the Hessian of the empirical loss function is close to the Hessian of the population loss function in a uniform sense, which can be summarized as following.

**Lemma 3.** *If  $\phi(z)$  satisfies Assumption 1, then there exist constants  $c, C, C_1, C_2$  such that as long as  $n \geq C_1 dK \log(dK)$ , with probability at least  $1 - d^{-10}$ , the following holds*

$$\sup_{\mathbf{W} \in \mathbb{B}(\mathbf{W}^*, r)} \|\nabla^2 f_n(\mathbf{W}) - \nabla^2 f(\mathbf{W})\| \leq C(L_\phi^2 + L_\phi) \sqrt{\frac{d \log n}{nK}},$$

where  $r := \frac{\rho(\sigma_K)}{c \cdot \sqrt{K} \cdot \kappa^2 \lambda L_\phi^2}$ .

The proof can be found in Appendix A.3. The final step is to combine Lemma 3 and Lemma 1 to obtain Theorem 1.

*Proof of Theorem 1.* By Lemma 3 and Lemma 2, we have with probability at least  $1 - d^{-10}$ ,

$$\begin{aligned} \nabla^2 f_n(\mathbf{W}) &\succeq \nabla^2 f(\mathbf{W}) - \|\nabla^2 f_n(\mathbf{W}) - \nabla^2 f(\mathbf{W})\| \cdot \mathbf{I} \\ &\succeq \Omega\left(\frac{1}{K^2} \cdot \frac{\rho(\sigma_K)}{\kappa^2 \lambda}\right) \cdot \mathbf{I} - \Omega\left((L_\phi^2 + L_\phi) \sqrt{\frac{d \log n}{nK}}\right) \cdot \mathbf{I}. \end{aligned}$$

As long as the sample size  $n$  is set such that

$$(L_\phi^2 + L_\phi) \sqrt{\frac{Cd \log n}{nK}} \leq \frac{1}{K^2} \cdot \frac{\rho(\sigma_K)}{\kappa^2 \lambda},$$

i.e.  $n \geq C \cdot dK^3 \log^2 d \cdot \left( \frac{(L_\phi+1)L_\phi\kappa^2\lambda}{\rho(\sigma_K)} \right)^2$ , we have

$$\nabla^2 f_n(\mathbf{W}) \succeq \Omega \left( \frac{1}{K^2} \cdot \frac{\rho(\sigma_K)}{\kappa^2\lambda} \right) \cdot \mathbf{I}.$$

holds for all  $\mathbf{W} \in \mathbb{B}(\mathbf{W}^*, r)$ . Similarly, we have

$$\nabla^2 f_n(\mathbf{W}) \preceq O \left( \frac{L_\phi^2}{K} \right) \cdot \mathbf{I}$$

holds for all  $\mathbf{W} \in \mathbb{B}(\mathbf{W}^*, r)$ . □

## 5.2 Proof of Theorem 2

We have established that  $f_n(\mathbf{W})$  is strongly convex in  $\mathbb{B}(\mathbf{W}^*, r)$  in Theorem 1, thus there exists at most one critical point in  $\mathbb{B}(\mathbf{W}^*, r)$ . The proof of Theorem 2 follows the steps below:

1. We first show that the gradient  $\nabla f_n(\mathbf{W})$  concentrates around  $\nabla f(\mathbf{W})$  in  $\mathbb{B}(\mathbf{W}^*, r)$  (Lemma 4), and then invoke [MBM16, Theorem 2] to guarantee there indeed exists a critical point  $\widehat{\mathbf{W}}_n$  in  $\mathbb{B}(\mathbf{W}^*, r)$ ;
2. We next show  $\widehat{\mathbf{W}}_n$  is close to  $\mathbf{W}^*$  and gradient descent converges linearly to  $\widehat{\mathbf{W}}_n$  with a properly chosen step size (Appendix B.2).

The following lemma establishes that  $\nabla f_n(\mathbf{W})$  uniformly concentrates around  $\nabla f(\mathbf{W})$ , whose proof can be found in Appendix B.1.

**Lemma 4.** *If  $\phi(z)$  satisfies Assumption 1, then there exist constants  $c, C, C_1, C_2$  such that as long as  $n \geq C_1 dK \log(dK)$ , with probability at least  $1 - d^{-10}$ , the following holds*

$$\sup_{\mathbf{W} \in \mathbb{B}(\mathbf{W}^*, r)} \|\nabla f_n(\mathbf{W}) - \nabla f(\mathbf{W})\| \leq CL_\phi \sqrt{\frac{d \log n}{n}},$$

where  $r := \frac{\rho(\sigma_K)}{c \cdot \sqrt{K} \cdot \kappa^2 \lambda L_\phi^2}$ .

Notice that for the population risk function,  $f(\mathbf{W})$ ,  $\mathbf{W}^*$  is the unique critical point in  $\mathbb{B}(\mathbf{W}^*, r)$  due to local strong convexity. With Lemma 3 and Lemma 4, we can invoke [MBM16, Theorem 2], which guarantees the following.

**Corollary 4.** *There exists one and only one critical point  $\widehat{\mathbf{W}}_n \in \mathbb{B}(\mathbf{W}^*, r)$  that satisfies  $\nabla f_n(\widehat{\mathbf{W}}_n) = \mathbf{0}$ .*

The rest of the proof of Theorem 2 is a direct consequence of the Hessian property, which is deferred to Appendix B.2.

## 6 Numerical Experiments

In this section we will first implement gradient descent to verify that the empirical loss function is strongly convex in the local region around  $\mathbf{W}^*$ . If we initialize multiple times in such a local region, it is expected that gradient descent will converge to the same critical point  $\widehat{\mathbf{W}}_n$ , with the

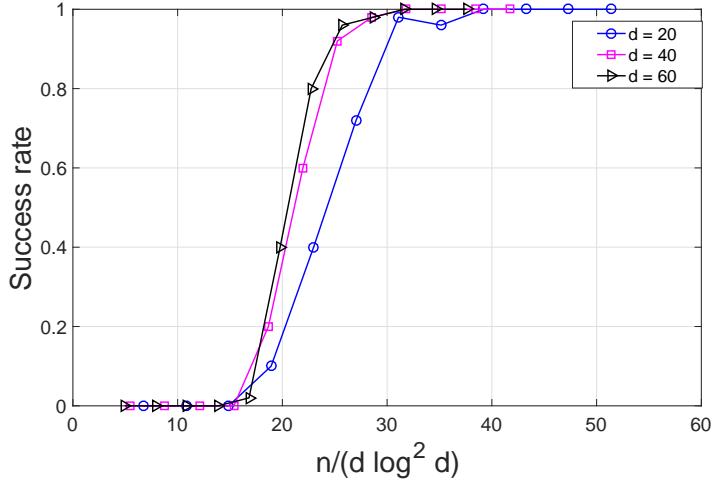


Figure 3: Success rate of converging to the same local minima with respect to the sample complexity when  $K = 3$ .

same set of training samples. Given a set of training samples, we randomly initialize multiple times, and then calculate the variance of the output of gradient descent. Denote the output of the  $\ell$ th run as  $\hat{\mathbf{w}}_n^{(\ell)} = \text{vec}(\widehat{\mathbf{W}}_n^{(\ell)})$  and the mean of the runs as  $\bar{\mathbf{w}}$ , then the error is calculated as  $\text{SD}_n = \sqrt{\frac{1}{L} \sum_{\ell=1}^L \|\hat{\mathbf{w}}_n^{(\ell)} - \bar{\mathbf{w}}\|^2}$ , where  $L = 20$  is the total number of random initializations. Adopted in [MBM16], it quantifies the standard deviation of the estimator  $\widehat{\mathbf{W}}_n$  under different initializations with the same set of training samples. We say an experiment is successful, if  $\text{SD}_n \leq 10^{-2}$ .

Figure 3 shows the successful rate of gradient descent by averaging over 50 sets of training samples for each pair of  $n$  and  $d$ , where  $K = 3$  and  $d = 20, 40, 60$  respectively. The maximum iterations for gradient descent is set as  $\text{iter}_{\max} = 2000$ . It can be seen that as long as the sample complexity is large enough, gradient descent converges to the same local minima with high probability.

We next show that the statistical accuracy of the local minimizer for gradient descent if it is initialized close enough to the ground truth. Suppose we initialize around the ground truth such that  $\|\mathbf{W}_0 - \mathbf{W}_\star\|_F \leq 0.1 \cdot \|\mathbf{W}_\star\|_F$ . We calculate the average estimation error as  $\sum_{\ell=1}^L \|\widehat{\mathbf{W}}_n^{(\ell)} - \mathbf{W}^\star\|_F / L$  over  $L = 100$  Monte Carlo simulations with random initialization. Fig. 4 shows the average estimation error with respect to the sample complexity when  $K = 3$  and  $d = 20, 40, 60$  respectively. It can be seen that the estimation error decreases gracefully with the increase of the sample size.

## 7 Conclusions

In this paper, we have studied the local geometry of a one-hidden-layer neural network in the under-parameterized setting with a certain class of activation functions. In particular, we have characterized the (near-optimal) sample complexity to guarantee local strong convexity in a neighborhood of the ground truth when the training data are generated from a regression or classification model. This guarantees that with high probability, gradient descent converges linearly to the ground truth if initialized properly. In the future, it will be interesting to extend the analysis in this paper to more general class of activation functions, particularly ReLU-like activations; and more general network structures, such as convolutional neural networks [DLT<sup>+</sup>17b, ZSD17].

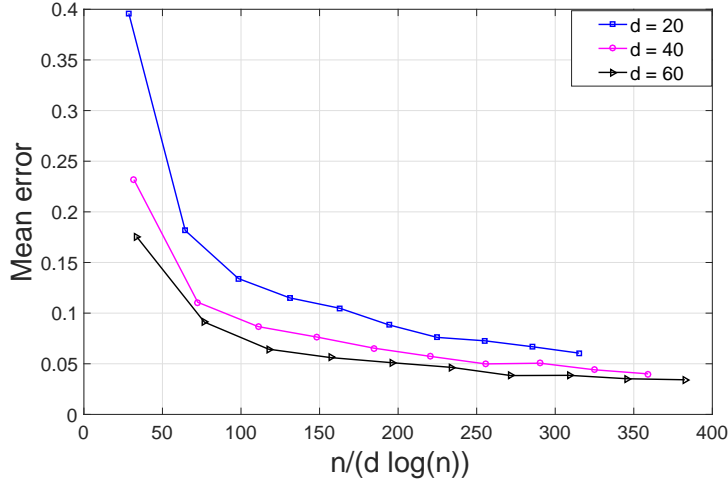


Figure 4: Average estimation error by performing gradient descent in a local neighborhood of the ground truth with respect to the sample complexity when  $K = 3$ .

## References

- [Bar93] Andrew R Barron. Universal approximation bounds for superpositions of a sigmoidal function. *IEEE Transactions on Information theory*, 39(3):930–945, 1993.
- [BFT17] Peter L Bartlett, Dylan J Foster, and Matus J Telgarsky. Spectrally-normalized margin bounds for neural networks. In *Advances in Neural Information Processing Systems*, pages 6241–6250, 2017.
- [BG17] Alon Brutzkus and Amir Globerson. Globally optimal gradient descent for a convnet with gaussian inputs. *arXiv preprint arXiv:1702.07966*, 2017.
- [BGMSS17] Alon Brutzkus, Amir Globerson, Eran Malach, and Shai Shalev-Shwartz. Sgd learns over-parameterized networks that provably generalize on linearly separable data. *arXiv preprint arXiv:1710.10174*, 2017.
- [BL17] Digvijay Boob and Guanghai Lan. Theoretical properties of the global optimizer of two layer neural network. *arXiv preprint arXiv:1710.11241*, 2017.
- [BNS16] Srinadh Bhojanapalli, Behnam Neyshabur, and Nati Srebro. Global optimality of local search for low rank matrix recovery. In *Advances in Neural Information Processing Systems*, pages 3873–3881, 2016.
- [CLS15] E. J. Candès, X. Li, and M. Soltanolkotabi. Phase retrieval via Wirtinger flow: Theory and algorithms. *IEEE Transactions on Information Theory*, 61(4):1985–2007, April 2015.
- [Cyb89] George Cybenko. Approximation by superpositions of a sigmoidal function. *Mathematics of control, signals and systems*, 2(4):303–314, 1989.
- [DLT17a] Simon S Du, Jason D Lee, and Yuandong Tian. When is a convolutional filter easy to learn? *arXiv preprint arXiv:1709.06129*, 2017.

- [DLT<sup>+</sup>17b] Simon S Du, Jason D Lee, Yuandong Tian, Barnabas Poczos, and Aarti Singh. Gradient descent learns one-hidden-layer cnn: Don’t be afraid of spurious local minima. *arXiv preprint arXiv:1712.00779*, 2017.
- [DPG<sup>+</sup>14] Yann N Dauphin, Razvan Pascanu, Caglar Gulcehre, Kyunghyun Cho, Surya Ganguli, and Yoshua Bengio. Identifying and attacking the saddle point problem in high-dimensional non-convex optimization. In *Advances in neural information processing systems*, pages 2933–2941, 2014.
- [FJZT17] Soheil Feizi, Hamid Javadi, Jesse Zhang, and David Tse. Porcupine neural networks:(almost) all local optima are global. *arXiv preprint arXiv:1710.02196*, 2017.
- [GLM16] Rong Ge, Jason D Lee, and Tengyu Ma. Matrix completion has no spurious local minimum. In *Advances in Neural Information Processing Systems*, pages 2973–2981, 2016.
- [GLM17] Rong Ge, Jason D Lee, and Tengyu Ma. Learning one-hidden-layer neural networks with landscape design. *arXiv preprint arXiv:1711.00501*, 2017.
- [GM17] Rong Ge and Tengyu Ma. On the optimization landscape of tensor decompositions. *arXiv preprint arXiv:1706.05598*, 2017.
- [HSW89] Kurt Hornik, Maxwell Stinchcombe, and Halbert White. Multilayer feedforward networks are universal approximators. *Neural networks*, 2(5):359–366, 1989.
- [HZRS16] Kaiming He, Xiangyu Zhang, Shaoqing Ren, and Jian Sun. Deep residual learning for image recognition. In *Proceedings of the IEEE conference on computer vision and pattern recognition*, pages 770–778, 2016.
- [Lan93] Serge Lang. Real and functional analysis. *Springer-Verlag, New York*,, 10:11–13, 1993.
- [LBH15] Yann LeCun, Yoshua Bengio, and Geoffrey Hinton. Deep learning. *Nature*, 521(7553):436–444, 2015.
- [LY17] Yuanzhi Li and Yang Yuan. Convergence analysis of two-layer neural networks with relu activation. In *Advances in Neural Information Processing Systems*, pages 597–607, 2017.
- [MBM16] Song Mei, Yu Bai, and Andrea Montanari. The landscape of empirical risk for non-convex losses. *arXiv preprint arXiv:1607.06534*, 2016.
- [MWCC17] Cong Ma, Kaizheng Wang, Yuejie Chi, and Yuxin Chen. Implicit regularization in non-convex statistical estimation: Gradient descent converges linearly for phase retrieval, matrix completion and blind deconvolution. *arXiv preprint arXiv:1711.10467*, 2017.
- [NH17] Quynh Nguyen and Matthias Hein. The loss surface of deep and wide neural networks. In *International Conference on Machine Learning*, pages 2603–2612, 2017.
- [RDS<sup>+</sup>15] Olga Russakovsky, Jia Deng, Hao Su, Jonathan Krause, Sanjeev Satheesh, Sean Ma, Zhiheng Huang, Andrej Karpathy, Aditya Khosla, Michael Bernstein, et al. Imagenet large scale visual recognition challenge. *International Journal of Computer Vision*, 115(3):211–252, 2015.



- [RV<sup>+</sup>13] Mark Rudelson, Roman Vershynin, et al. Hanson-wright inequality and sub-gaussian concentration. *Electronic Communications in Probability*, 18, 2013.
- [SHM<sup>+</sup>16] David Silver, Aja Huang, Chris J Maddison, Arthur Guez, Laurent Sifre, George Van Den Driessche, Julian Schrittwieser, Ioannis Antonoglou, Veda Panneershelvam, Marc Lanctot, et al. Mastering the game of go with deep neural networks and tree search. *nature*, 529(7587):484–489, 2016.
- [S JL17] Mahdi Soltanolkotabi, Adel Javanmard, and Jason D Lee. Theoretical insights into the optimization landscape of over-parameterized shallow neural networks. *arXiv preprint arXiv:1707.04926*, 2017.
- [SL16] Ruoyu Sun and Zhi-Quan Luo. Guaranteed matrix completion via non-convex factorization. *IEEE Transactions on Information Theory*, 62(11):6535–6579, 2016.
- [Sol17] Mahdi Soltanolkotabi. Learning relus via gradient descent. *arXiv preprint arXiv:1705.04591*, 2017.
- [SQW15] J. Sun, Q. Qu, and J. Wright. Complete dictionary recovery using nonconvex optimization. *International Conference on Machine Learning*, pages 2351–2360, 2015.
- [SS16] Itay Safran and Ohad Shamir. On the quality of the initial basin in overspecified neural networks. In *International Conference on Machine Learning*, pages 774–782, 2016.
- [SS17] Itay Safran and Ohad Shamir. Spurious local minima are common in two-layer relu neural networks. *arXiv preprint arXiv:1712.08968*, 2017.
- [Tel16] Matus Telgarsky. benefits of depth in neural networks. In *Conference on Learning Theory*, pages 1517–1539, 2016.
- [Tia17] Yuandong Tian. An analytical formula of population gradient for two-layered relu network and its applications in convergence and critical point analysis. *arXiv preprint arXiv:1703.00560*, 2017.
- [Ver10] Roman Vershynin. Introduction to the non-asymptotic analysis of random matrices. *arXiv preprint arXiv:1011.3027*, 2010.
- [ZBH<sup>+</sup>16] Chiyuan Zhang, Samy Bengio, Moritz Hardt, Benjamin Recht, and Oriol Vinyals. Understanding deep learning requires rethinking generalization. *arXiv preprint arXiv:1611.03530*, 2016.
- [ZSD17] Kai Zhong, Zhao Song, and Inderjit S Dhillon. Learning non-overlapping convolutional neural networks with multiple kernels. *arXiv preprint arXiv:1711.03440*, 2017.
- [ZSJ<sup>+</sup>17] Kai Zhong, Zhao Song, Prateek Jain, Peter L. Bartlett, and Inderjit S. Dhillon. Recovery guarantees for one-hidden-layer neural networks. In *Proceedings of the 34th International Conference on Machine Learning*, volume 70, pages 4140–4149, 2017.

## A Proof of the Local Geometry property

The gradient and Hessian of  $\ell(\mathbf{W}; \mathbf{x})$  is given below

$$\frac{\nabla \ell(\mathbf{W}; \mathbf{x})}{\partial \mathbf{w}_j} = \alpha_j(\mathbf{W}; \mathbf{x}) \mathbf{x}, \quad (12)$$

$$\frac{\nabla^2 \ell(\mathbf{W}; \mathbf{x})}{\partial \mathbf{w}_j \partial \mathbf{w}_l} = \beta_{j,l}(\mathbf{W}; \mathbf{x}) \mathbf{x} \mathbf{x}^\top, \quad (13)$$

where

$$\alpha_j(\mathbf{W}; \mathbf{x}) = \frac{1}{K} \left( \frac{1}{K} \sum_{i=1}^K \phi(\mathbf{w}_i^\top \mathbf{x}) - y \right) \phi'(\mathbf{w}_j^\top \mathbf{x}),$$

and if  $j \neq l$ ,

$$\beta_{j,l}(\mathbf{W}; \mathbf{x}) = \frac{1}{K^2} \phi'(\mathbf{w}_j^\top \mathbf{x}) \phi'(\mathbf{w}_l^\top \mathbf{x}),$$

otherwise,

$$\beta_{j,j}(\mathbf{W}; \mathbf{x}) = \frac{1}{K} \left( \frac{1}{K} \sum_{i=1}^K \phi(\mathbf{w}_i^\top \mathbf{x}) - y \right) \phi''(\mathbf{w}_j^\top \mathbf{x}) + \frac{1}{K^2} \left( \phi'(\mathbf{w}_j^\top \mathbf{x}) \right)^2.$$

### A.1 Proof of Lemma 1

*Proof.* Let  $\Delta = \nabla^2 f(\mathbf{W}) - \nabla^2 f(\mathbf{W}^*)$ . For each  $(j, l) \in [K] \times [K]$ , let  $\Delta_{j,l} \in \mathbb{R}^{d \times d}$  denote the  $(j, l)$ -th block of  $\Delta$ . Then, by (13), for  $j \neq l$ , we have

$$\Delta_{j,l} = \frac{1}{K^2} \mathbb{E} \left[ \left( \phi'(\mathbf{w}_j^\top \mathbf{x}) \phi'(\mathbf{w}_l^\top \mathbf{x}) - \phi'(\mathbf{w}_j^{*\top} \mathbf{x}) \phi'(\mathbf{w}_l^{*\top} \mathbf{x}) \right) \mathbf{x} \mathbf{x}^\top \right], \quad (14)$$

and for  $j = l$ , we have

$$\begin{aligned} \Delta_{j,j} &= \mathbb{E} \left[ \frac{1}{K} \left( \frac{1}{K} \sum_{i=1}^K \phi(\mathbf{w}_i^\top \mathbf{x}) - y \right) \phi''(\mathbf{w}_j^\top \mathbf{x}) \mathbf{x} \mathbf{x}^\top + \frac{1}{K^2} \left( \phi'^2(\mathbf{w}_j^\top \mathbf{x}) - \phi'^2(\mathbf{w}_j^{*\top} \mathbf{x}) \right) \mathbf{x} \mathbf{x}^\top \right] \\ &= \frac{1}{K} \mathbb{E} \left[ \left( \frac{1}{K} \sum_{i=1}^K \phi(\mathbf{w}_i^\top \mathbf{x}) - y \right) \phi''(\mathbf{w}_j^\top \mathbf{x}) \mathbf{x} \mathbf{x}^\top \right] + \frac{1}{K^2} \mathbb{E} \left[ \left( \phi'^2(\mathbf{w}_j^\top \mathbf{x}) - \phi'^2(\mathbf{w}_j^{*\top} \mathbf{x}) \right) \mathbf{x} \mathbf{x}^\top \right]. \end{aligned} \quad (15)$$

Let  $\mathbf{a} = [\mathbf{a}_1^\top, \dots, \mathbf{a}_K^\top]^\top \in \mathbb{R}^{dK}$ . Since by definition,

$$\begin{aligned} \|\nabla^2 f(\mathbf{W}) - \nabla^2 f(\mathbf{W}^*)\| &= \max_{\|\mathbf{a}\|=1} \mathbf{a}^\top (\nabla^2 f(\mathbf{W}) - \nabla^2 f(\mathbf{W}^*)) \mathbf{a} \\ &= \max_{\|\mathbf{a}\|=1} \sum_{j=1}^K \sum_{l=1}^K \mathbf{a}_j^\top \Delta_{j,l} \mathbf{a}_l \\ &= \max_{\|\mathbf{a}\|=1} \left( \sum_{j=1}^K \mathbf{a}_j^\top \Delta_{j,j} \mathbf{a}_j + \sum_{j \neq l} \mathbf{a}_j^\top \Delta_{j,l} \mathbf{a}_l \right) \\ &\leq \max_{\|\mathbf{a}\|=1} \left( \sum_{j=1}^K \|\Delta_{j,j}\| \cdot \|\mathbf{a}_j\|^2 + \sum_{j \neq l} \|\Delta_{j,l}\| \cdot \|\mathbf{a}_j\| \cdot \|\mathbf{a}_l\| \right). \end{aligned} \quad (16)$$

Next we will bound the diagonal terms  $\|\Delta_{j,j}\|$ , and off-diagonal terms  $\|\Delta_{j,l}\|$  separately.

- Bounding the off-diagonal terms  $\|\Delta_{j,l}\|$ . By definition,

$$\begin{aligned}
\|\Delta_{j,l}\| &= \frac{1}{K^2} \left\| \mathbb{E} \left[ \left( \phi'(\mathbf{w}_j^\top \mathbf{x}) \phi'(\mathbf{w}_l^\top \mathbf{x}) - \phi'(\mathbf{w}_j^{\star\top} \mathbf{x}) \phi'(\mathbf{w}_l^{\star\top} \mathbf{x}) \right) \mathbf{x} \mathbf{x}^\top \right] \right\| \\
&\leq \frac{1}{K^2} \max_{\|\mathbf{a}\|=1} \mathbb{E} \left[ \left| \phi'(\mathbf{w}_j^\top \mathbf{x}) \phi'(\mathbf{w}_l^\top \mathbf{x}) - \phi'(\mathbf{w}_j^{\star\top} \mathbf{x}) \phi'(\mathbf{w}_l^{\star\top} \mathbf{x}) \right| \cdot (\mathbf{x}^\top \mathbf{a})^2 \right] \\
&= \frac{1}{K^2} \max_{\|\mathbf{a}\|=1} \left( \mathbb{E} \left[ |\phi'(\mathbf{w}_j^\top \mathbf{x}) - \phi'(\mathbf{w}_j^{\star\top} \mathbf{x})| |\phi'(\mathbf{w}_l^\top \mathbf{x})| (\mathbf{x}^\top \mathbf{a})^2 \right] \right. \\
&\quad \left. + \mathbb{E} \left[ |\phi'(\mathbf{w}_j^{\star\top} \mathbf{x})| |\phi'(\mathbf{w}_l^\top \mathbf{x}) - \phi'(\mathbf{w}_l^{\star\top} \mathbf{x})| (\mathbf{x}^\top \mathbf{a})^2 \right] \right) \quad (\text{by triangle inequality}) \\
&\leq \frac{1}{K^2} \max_{\|\mathbf{a}\|=1} \left( \mathbb{E} \left[ L_\phi |(\mathbf{w}_j - \mathbf{w}_j^\star)^\top \mathbf{x}| |\phi'(\mathbf{w}_l^\top \mathbf{x})| (\mathbf{x}^\top \mathbf{a})^2 \right] + \mathbb{E} \left[ |\phi'(\mathbf{w}_j^{\star\top} \mathbf{x})| L_\phi |(\mathbf{w}_l - \mathbf{w}_l^\star)^\top \mathbf{x}| (\mathbf{x}^\top \mathbf{a})^2 \right] \right) \tag{17}
\end{aligned}$$

$$\leq \frac{1}{K^2} \max_{\|\mathbf{a}\|=1} L_\phi^2 \left( \mathbb{E} \left[ |(\mathbf{w}_j - \mathbf{w}_j^\star)^\top \mathbf{x}| (\mathbf{x}^\top \mathbf{a})^2 \right] + \mathbb{E} \left[ |(\mathbf{w}_l - \mathbf{w}_l^\star)^\top \mathbf{x}| (\mathbf{x}^\top \mathbf{a})^2 \right] \right) \tag{18}$$

$$\leq \frac{1}{K^2} L_\phi^2 \max_{\|\mathbf{a}\|=1} \left( \mathbb{E} \left[ |(\mathbf{w}_j - \mathbf{w}_j^\star)^\top \mathbf{x}| (\mathbf{x}^\top \mathbf{a})^2 \right] + \mathbb{E} \left[ |(\mathbf{w}_l - \mathbf{w}_l^\star)^\top \mathbf{x}| (\mathbf{x}^\top \mathbf{a})^2 \right] \right) \tag{19}$$

$$\lesssim \frac{1}{K^2} L_\phi^2 \max_{\|\mathbf{a}\|=1} (\|\mathbf{w}_j - \mathbf{w}_j^\star\|_2 \|\mathbf{a}\|_2^2 + \|\mathbf{w}_l - \mathbf{w}_l^\star\|_2 \|\mathbf{a}\|_2^2) \tag{20}$$

$$= \frac{L_\phi^2}{K^2} (\|\mathbf{w}_j - \mathbf{w}_j^\star\|_2 + \|\mathbf{w}_l - \mathbf{w}_l^\star\|_2), \tag{21}$$

where (17) follows from the Lipschitz assumption on  $\phi'(z)$ , (18) follows from the boundedness of  $\phi'(z)$ , (20) follows from [ZSJ<sup>+</sup>17, Fact B.6].

- Bounding the diagonal terms  $\|\Delta_{j,j}\|$ . Starting with the first term in (15), we have

$$\begin{aligned}
\left\| \frac{1}{K} \mathbb{E} \left[ \left( \frac{1}{K} \sum_{i=1}^K \phi(\mathbf{w}_i^\top \mathbf{x}) - y \right) \phi''(\mathbf{w}_j^\top \mathbf{x}) \mathbf{x} \mathbf{x}^\top \right] \right\| &= \left\| \frac{1}{K} \mathbb{E} \left[ \left( \frac{1}{K} \sum_{i=1}^K (\phi(\mathbf{w}_i^\top \mathbf{x}) - \phi(\mathbf{w}_i^{\star\top} \mathbf{x})) \right) \phi''(\mathbf{w}_j^\top \mathbf{x}) \mathbf{x} \mathbf{x}^\top \right] \right\| \\
&\leq \frac{1}{K^2} \sum_{i=1}^K \max_{\|\mathbf{a}\|=1} \mathbb{E} [|\phi(\mathbf{w}_i^\top \mathbf{x}) - \phi(\mathbf{w}_i^{\star\top} \mathbf{x})| |\phi''(\mathbf{w}_j^\top \mathbf{x})| (\mathbf{x}^\top \mathbf{a})^2] \\
&\leq \frac{1}{K^2} L_\phi^2 \sum_{i=1}^K \max_{\|\mathbf{a}\|=1} \mathbb{E} [ |(\mathbf{w}_i - \mathbf{w}_i^\star)^\top \mathbf{x}| \cdot (\mathbf{x}^\top \mathbf{a})^2 ] \tag{22}
\end{aligned}$$

$$\lesssim \frac{L_\phi^2}{K^2} \sum_{i=1}^K \|\mathbf{w}_i - \mathbf{w}_i^\star\|_2, \tag{23}$$

where (22) follows from the Lipschitz assumption on  $\phi(z)$  as well as the boundedness of  $\phi(z)$ , and (23) follows from [ZSJ<sup>+</sup>17, Fact B.6]. For the second term in (15), notice that it is exactly the same as (21) except  $j = l$ , we have

$$\|\Delta_{j,j}\| \lesssim \frac{L_\phi^2}{K^2} \left( \sum_{i=1}^K \|\mathbf{w}_i - \mathbf{w}_i^\star\|_2 + 2\|\mathbf{w}_j - \mathbf{w}_j^\star\|_2 \right). \tag{24}$$

Plugging (21) and (24) into (16), we have

$$\begin{aligned}
& \|\nabla^2 f(\mathbf{W}) - \nabla^2 f(\mathbf{W}^*)\| \leq \max_{\|\mathbf{a}\|=1} \left( \sum_{j=1}^K \|\Delta_{j,j}\| \|\mathbf{a}_j\|^2 + \sum_{j \neq l} \|\Delta_{j,l}\| \|\mathbf{a}_j\| \|\mathbf{a}_l\| \right) \\
& \lesssim \max_{\|\mathbf{a}\|=1} \left( \sum_{j=1}^K \frac{L_\phi^2}{K^2} \left( \sum_{i=1}^K \|\mathbf{w}_i - \mathbf{w}_i^*\|_2 + 2\|\mathbf{w}_j - \mathbf{w}_j^*\|_2 \right) \|\mathbf{a}_j\|^2 + \sum_{j \neq l} \frac{L_\phi^2}{K^2} (\|\mathbf{w}_j - \mathbf{w}_j^*\|_2 + \|\mathbf{w}_l - \mathbf{w}_l^*\|_2) \|\mathbf{a}_j\| \|\mathbf{a}_l\| \right) \\
& = \max_{\|\mathbf{a}\|=1} \frac{L_\phi^2}{K^2} \left( \left( \sum_{i=1}^K \|\mathbf{w}_i - \mathbf{w}_i^*\|_2 \right) \left( \sum_{j=1}^K \|\mathbf{a}_j\|^2 \right) + 2 \sum_{j=1}^K \sum_{l=1}^K \|\mathbf{w}_j - \mathbf{w}_j^*\|_2 \|\mathbf{a}_j\| \|\mathbf{a}_l\| \right) \\
& \leq \frac{L_\phi^2}{K^2} \sqrt{K} \|\mathbf{W} - \mathbf{W}^*\|_F + \frac{2L_\phi^2}{K^2} \max_{\|\mathbf{a}\|=1} \left( \sum_{j=1}^K \|\mathbf{w}_j - \mathbf{w}_j^*\|_2 \|\mathbf{a}_j\| \right) \left( \sum_{l=1}^K \|\mathbf{a}_l\| \right) \\
& \lesssim \frac{L_\phi^2}{K^{3/2}} \|\mathbf{W} - \mathbf{W}^*\|_F, \tag{25}
\end{aligned}$$

where the last two steps follow from Cauchy-Schwarz inequality.  $\square$

## A.2 Proof of Lemma 2

*Proof.* We will first present upper and lower bounds of the Hessian of the population risk at ground truth, i.e.  $\nabla^2 f(\mathbf{W}^*)$ , and then apply Lemma 1 to obtain a uniform bound in the neighborhood of  $\mathbf{W}^*$ . According to [ZSJ<sup>+</sup>17, Lemmas D.4 and D.6], we have the lower bound

$$\nabla^2 f(\mathbf{W}^*) \succeq \Omega \left( \frac{1}{K^2} \cdot \frac{\rho(\sigma_K)}{\kappa^2 \lambda} \right) \cdot \mathbf{I}. \tag{26}$$

Let  $\mathbf{a} = [\mathbf{a}_1^\top, \dots, \mathbf{a}_K^\top]^\top \in \mathbb{R}^{dK}$ . We can bound  $\|\nabla^2 f(\mathbf{W}^*)\|$  as

$$\begin{aligned}
\|\nabla^2 f(\mathbf{W}^*)\| &= \max_{\|\mathbf{a}\|=1} \mathbf{a}^\top \nabla^2 f(\mathbf{W}^*) \mathbf{a} \\
&= \frac{1}{K^2} \cdot \max_{\|\mathbf{a}\|=1} \mathbb{E} \left[ \left( \sum_{i=1}^K \mathbf{a}_i^\top \mathbf{x} \cdot \phi'(\mathbf{w}_i^{*\top} \mathbf{x}) \right)^2 \right] \\
&= \frac{1}{K^2} \max_{\|\mathbf{a}\|=1} \sum_{j=1}^K \sum_{l=1}^K \mathbb{E} \left[ \mathbf{a}_j^\top \mathbf{x} \cdot \phi'(\mathbf{w}_j^{*\top} \mathbf{x}) \cdot \mathbf{a}_l^\top \mathbf{x} \cdot \phi'(\mathbf{w}_l^{*\top} \mathbf{x}) \right] \\
&\leq \frac{L_\phi^2}{K^2} \max_{\|\mathbf{a}\|=1} \sum_{j=1}^K \sum_{l=1}^K \mathbb{E} \left[ |\mathbf{a}_j^\top \mathbf{x}| \cdot |\mathbf{a}_l^\top \mathbf{x}| \right] \tag{27}
\end{aligned}$$

$$\lesssim \frac{L_\phi^2}{K^2} \max_{\|\mathbf{a}\|=1} \sum_{j=1}^K \sum_{l=1}^K \|\mathbf{a}_j\| \|\mathbf{a}_l\| \tag{28}$$

$$= \frac{L_\phi^2}{K^2} \max_{\|\mathbf{a}\|=1} \left( \sum_{j=1}^K \|\mathbf{a}_j\| \right)^2 \leq \frac{L_\phi^2}{K}, \tag{29}$$

where (27) follows from the boundedness of  $\phi'(z)$ , and (28) follows from [ZSJ<sup>+</sup>17, Fact B.6]. Together with the lower bound (26), we have

$$\Omega \left( \frac{1}{K^2} \cdot \frac{\rho(\sigma_K)}{\kappa^2 \lambda} \right) \cdot \mathbf{I} \preceq \nabla^2 f(\mathbf{W}^\star) \preceq \frac{L_\phi^2}{K} \cdot \mathbf{I}. \quad (30)$$

From Lemma 1, we have

$$\|\nabla^2 f(\mathbf{W}) - \nabla^2 f(\mathbf{W}^\star)\| \lesssim \frac{L_\phi^2}{K^{3/2}} \|\mathbf{W} - \mathbf{W}^\star\|_F, \quad (31)$$

therefore, whenever  $\|\mathbf{W} - \mathbf{W}^\star\|_F \leq \frac{\rho(\sigma_K)}{c \cdot \sqrt{K} \cdot \kappa^2 \lambda L_\phi^2}$  for some large enough constant  $c$ , we have

$$\begin{aligned} \sigma_{\min}(\nabla^2 f(\mathbf{W})) &\geq \sigma_{\min}(\nabla^2 f(\mathbf{W}^\star)) - \|\nabla^2 f(\mathbf{W}) - \nabla^2 f(\mathbf{W}^\star)\| \\ &\gtrsim \frac{1}{K^2} \cdot \frac{\rho(\sigma_K)}{\kappa^2 \lambda} - \frac{L_\phi^2}{K^{3/2}} \|\mathbf{W} - \mathbf{W}^\star\|_F \gtrsim \frac{1}{K^2} \cdot \frac{\rho(\sigma_K)}{\kappa^2 \lambda}. \end{aligned}$$

Moreover, the by triangle inequality, within the same neighborhood, via (29) we have

$$\begin{aligned} \|\nabla^2 f(\mathbf{W})\| &\leq \|\nabla^2 f(\mathbf{W}) - \nabla^2 f(\mathbf{W}^\star)\| + \|\nabla^2 f(\mathbf{W}^\star)\| \\ &\lesssim \frac{L_\phi^2}{K^{3/2}} \|\mathbf{W} - \mathbf{W}^\star\|_F + \frac{L_\phi^2}{K} \lesssim \frac{L_\phi^2}{K}. \end{aligned}$$

□

### A.3 Proof of Lemma 3

*Proof.* We adapt the analysis in [MBM16] to our setting. Let  $N_\epsilon$  be the  $\epsilon$ -covering number of the Euclidean ball  $\mathbb{B}(\mathbf{W}^\star, r)$ . It is known that  $\log N_\epsilon \leq dK \log(3r/\epsilon)$  [Ver10]. Let  $\mathcal{W}_\epsilon = \{\mathbf{W}_1, \dots, \mathbf{W}_{N_\epsilon}\}$  be the  $\epsilon$ -cover set with  $N_\epsilon$  elements. For any  $\mathbf{W} \in \mathbb{B}(\mathbf{W}^\star, r)$ , let  $j(\mathbf{W}) = \arg\min_{j \in [N_\epsilon]} \|\mathbf{W} - \mathbf{W}_j\|_F \leq \epsilon$  for all  $\mathbf{W} \in \mathbb{B}(\mathbf{W}^\star, r)$ .

For any  $\mathbf{W} \in \mathbb{B}(\mathbf{W}^\star, r)$ , we have

$$\begin{aligned} \|\nabla^2 f_n(\mathbf{W}) - \nabla^2 f(\mathbf{W})\| &\leq \frac{1}{n} \left\| \sum_{i=1}^n [\nabla^2 \ell(\mathbf{W}; \mathbf{x}_i) - \nabla^2 \ell(\mathbf{W}_{j(\mathbf{W})}; \mathbf{x}_i)] \right\| \\ &\quad + \left\| \frac{1}{n} \sum_{i=1}^n \nabla^2 \ell(\mathbf{W}_{j(\mathbf{W})}; \mathbf{x}_i) - \mathbb{E}[\nabla^2 \ell(\mathbf{W}_{j(\mathbf{W})}; \mathbf{x})] \right\| \\ &\quad + \|\mathbb{E}[\nabla^2 \ell(\mathbf{W}_{j(\mathbf{W})}; \mathbf{x})] - \mathbb{E}[\nabla^2 \ell(\mathbf{W}; \mathbf{x})]\|. \end{aligned}$$

Hence, we have

$$\mathbb{P} \left( \sup_{\mathbf{W} \in \mathbb{B}(\mathbf{W}^\star, r)} \|\nabla^2 f_n(\mathbf{W}) - \nabla^2 f(\mathbf{W})\| \geq t \right) \leq \mathbb{P}(A_t) + \mathbb{P}(B_t) + \mathbb{P}(C_t), \quad (32)$$

where the events  $A_t$ ,  $B_t$  and  $C_t$  are defined as

$$A_t = \left\{ \sup_{\mathbf{W} \in \mathbb{B}(\mathbf{W}^*, r)} \frac{1}{n} \left\| \sum_{i=1}^n [\nabla^2 \ell(\mathbf{W}; \mathbf{x}_i) - \nabla^2 \ell(\mathbf{W}_{j(\mathbf{W})}; \mathbf{x}_i)] \right\| \geq \frac{t}{3} \right\}, \quad (33)$$

$$B_t = \left\{ \sup_{\mathbf{W} \in \mathcal{W}_\epsilon} \left\| \frac{1}{n} \sum_{i=1}^n \nabla^2 \ell(\mathbf{W}; \mathbf{x}_i) - \mathbb{E} [\nabla^2 \ell(\mathbf{W}; \mathbf{x})] \right\| \geq \frac{t}{3} \right\}, \quad (34)$$

$$C_t = \left\{ \sup_{\mathbf{W} \in \mathbb{B}(\mathbf{W}^*, r)} \left\| \mathbb{E} [\nabla^2 \ell(\mathbf{W}_{j(\mathbf{W})}; \mathbf{x})] - \mathbb{E} [\nabla^2 \ell(\mathbf{W}; \mathbf{x})] \right\| \geq \frac{t}{3} \right\}. \quad (35)$$

In the sequel, we will bound the terms  $\mathbb{P}(A_t)$ ,  $\mathbb{P}(B_t)$ , and  $\mathbb{P}(C_t)$ , separately.

1. **Upper bound  $\mathbb{P}(B_t)$ .** Before continuing, let us state a simple technical lemma that is useful for our proof, whose proof can be found in [MBM16].

**Lemma 5.** *Let  $\mathbf{M} \in \mathbb{R}^{d \times d}$  be a symmetric  $d \times d$  matrix and  $V_\epsilon$  be an  $\epsilon$ -cover of unit-Euclidean-norm ball  $\mathbb{B}(\mathbf{0}, 1)$ , then*

$$\|\mathbf{M}\| \leq \frac{1}{1 - 2\epsilon} \sup_{\mathbf{v} \in V_\epsilon} |\langle \mathbf{v}, \mathbf{M}\mathbf{v} \rangle|. \quad (36)$$

Let  $V_{\frac{1}{4}}$  be a  $(\frac{1}{4})$ -cover of the ball  $\mathbb{B}(\mathbf{0}, 1) = \{\mathbf{W} \in \mathbb{R}^{d \times K} : \|\mathbf{W}\|_F = 1\}$ , where  $\log |V_{\frac{1}{4}}| \leq dK \log 12$ . From Lemma 5, we know that

$$\left\| \frac{1}{n} \sum_{i=1}^n \nabla^2 \ell(\mathbf{W}; \mathbf{x}_i) - \mathbb{E} [\nabla^2 \ell(\mathbf{W}; \mathbf{x})] \right\| \leq 2 \sup_{\mathbf{v} \in V_{\frac{1}{4}}} \left| \left\langle \mathbf{v}, \left( \frac{1}{n} \sum_{i=1}^n \nabla^2 \ell(\mathbf{W}; \mathbf{x}_i) - \mathbb{E} [\nabla^2 \ell(\mathbf{W}; \mathbf{x})] \right) \mathbf{v} \right\rangle \right|. \quad (37)$$

Taking the union bound over  $\mathcal{W}_\epsilon$  and  $V_{\frac{1}{4}}$  yields

$$\begin{aligned} \mathbb{P}(B_t) &\leq \mathbb{P} \left( \sup_{\mathbf{W} \in \mathcal{W}_\epsilon, \mathbf{v} \in V_{\frac{1}{4}}} \left| \frac{1}{n} \sum_{i=1}^n \langle \mathbf{v}, (\nabla^2 \ell(\mathbf{W}; \mathbf{x}_i) - \mathbb{E} [\nabla^2 \ell(\mathbf{W}; \mathbf{x})]) \mathbf{v} \rangle \right| \geq \frac{t}{6} \right) \\ &\leq e^{dK(\log \frac{3r}{\epsilon} + \log 12)} \sup_{\mathbf{W} \in \mathcal{W}_\epsilon, \mathbf{v} \in V_{\frac{1}{4}}} \mathbb{P} \left( \left| \frac{1}{n} \sum_{i=1}^n \langle \mathbf{v}, (\nabla^2 \ell(\mathbf{W}; \mathbf{x}_i) - \mathbb{E} [\nabla^2 \ell(\mathbf{W}; \mathbf{x})]) \mathbf{v} \rangle \right| \geq \frac{t}{6} \right). \end{aligned} \quad (38)$$

Let  $G_i = \langle \mathbf{v}, (\nabla^2 \ell(\mathbf{W}; \mathbf{x}_i) - \mathbb{E} [\nabla^2 \ell(\mathbf{W}; \mathbf{x})]) \mathbf{v} \rangle$  where  $\mathbb{E}[G_i] = 0$ . Let  $\mathbf{v} = [\mathbf{v}_1^\top, \dots, \mathbf{v}_K^\top] \in \mathbb{R}^{dK}$ .

The sub-exponential norm of  $G_i$  can be bounded as

$$\|G_i\|_{\psi_1} \leq \left\| \sum_{j=1}^K \sum_{l=1}^K \beta_{j,l}(\mathbf{W}; \mathbf{x}) \mathbf{v}_j^\top \mathbf{x} \mathbf{x}^\top \mathbf{v}_l \right\|_{\psi_1} + \|\nabla^2 f(\mathbf{W})\| \quad (39)$$

$$\lesssim \sum_{j=1}^K \sum_{l=1}^K |\beta_{j,l}(\mathbf{W}; \mathbf{x})| \cdot \|\mathbf{v}_j^\top \mathbf{x} \mathbf{x}^\top \mathbf{v}_l\|_{\psi_1} + \frac{L_\phi^2}{K} \quad (40)$$

$$\leq \sum_{j \neq l} \frac{L_\phi^2}{K^2} \|\mathbf{v}_j^\top \mathbf{x} \mathbf{x}^\top \mathbf{v}_l\|_{\psi_1} + \sum_{j=1}^K \frac{L_\phi}{K} \|(\mathbf{v}_j^\top \mathbf{x})^2\|_{\psi_1} + \frac{L_\phi^2}{K} \quad (41)$$

$$\leq \sum_{j \neq l} \frac{L_\phi^2}{K^2} \|\mathbf{v}_j\| \|\mathbf{v}_l\| + \sum_{j=1}^K \frac{L_\phi}{K} \|\mathbf{v}_j\|^2 + \frac{L_\phi^2}{K} \quad (42)$$

$$\lesssim \frac{L_\phi^2 + L_\phi}{K} \equiv \tau^2. \quad (43)$$

where (40) follows from Lemma 2, (41) follows from the boundedness assumption of  $\phi'(z)$  and  $\phi''(z)$ , and (42) follows from the Hanson-Wright inequality [RV<sup>+</sup>13]. Applying the Bernstein inequality for sub-exponential random variables [MBM16, Theorem 9] to (38), we have for fixed  $\mathbf{W} \in \mathcal{W}_\epsilon$ ,  $\mathbf{v} \in V_{\frac{1}{4}}$ ,

$$\mathbb{P} \left( \left| \frac{1}{n} \sum_{i=1}^n \langle \mathbf{v}, (\nabla^2 \ell(\mathbf{W}; \mathbf{x}_i) - \mathbb{E}[\nabla^2 \ell(\mathbf{W}; \mathbf{x})]) \mathbf{v} \rangle \right| \geq \frac{t}{6} \right) \leq 2 \exp \left( -c \cdot n \cdot \min \left( \frac{t^2}{\tau^4}, \frac{t}{\tau^2} \right) \right), \quad (44)$$

for some universal constant  $c$ . As a result,

$$\mathbb{P}(B_t) \leq 2 \exp \left( -c \cdot n \cdot \min \left( \frac{t^2}{\tau^4}, \frac{t}{\tau^2} \right) + dK \log \frac{3r}{\epsilon} + dK \log 12 \right). \quad (45)$$

Thus as long as

$$t > C \cdot \max \left\{ \sqrt{\frac{\tau^4 (dK \log \frac{36r}{\epsilon} + \log \frac{4}{\delta})}{n}}, \frac{\tau^2 (dK \log \frac{36r}{\epsilon} + \log \frac{4}{\delta})}{n} \right\} \quad (46)$$

for some large enough constant  $C$ , we have  $\mathbb{P}(B_t) \leq \frac{\delta}{2}$ .

2. **Upper bound  $\mathbb{P}(A_t)$  and  $\mathbb{P}(C_t)$ .** These two events will be bounded in a similar way. Let  $J_\star$  satisfy

$$\mathbb{E} \left[ \sup_{\mathbf{W} \neq \mathbf{W}' \in \mathbb{B}(\mathbf{W}^\star, r)} \frac{\|\nabla^2 \ell(\mathbf{W}, \mathbf{x}) - \nabla^2 \ell(\mathbf{W}', \mathbf{x})\|}{\|\mathbf{W} - \mathbf{W}'\|_F} \right] \leq J_\star. \quad (47)$$

Let us look at the deterministic event  $C_t$  first. Since

$$\begin{aligned} & \sup_{\mathbf{W} \in \mathbb{B}(\mathbf{W}^\star, r)} \|\mathbb{E}[\nabla^2 \ell(\mathbf{W}_{j(\mathbf{W})}; \mathbf{x})] - \mathbb{E}[\nabla^2 \ell(\mathbf{W}; \mathbf{x})]\| \\ & \leq \sup_{\mathbf{W} \in \mathbb{B}(\mathbf{W}^\star, r)} \frac{\|\mathbb{E}[\nabla^2 \ell(\mathbf{W}_{j(\mathbf{W})}; \mathbf{x})] - \mathbb{E}[\nabla^2 \ell(\mathbf{W}; \mathbf{x})]\|}{\|\mathbf{W} - \mathbf{W}_{j(\mathbf{W})}\|_F} \cdot \sup_{\mathbf{W} \in \mathbb{B}(\mathbf{W}^\star, r)} \|\mathbf{W} - \mathbf{W}_{j(\mathbf{W})}\|_F \\ & \leq J_\star \cdot \epsilon. \end{aligned} \quad (48)$$



Therefore,  $C_t$  holds as long as

$$t \geq 3J_\star \cdot \epsilon. \quad (49)$$

We can bound the event  $A_t$  as below.

$$\begin{aligned} \mathbb{P}(A_t) &= \mathbb{P}\left(\sup_{\mathbf{W} \in \mathbb{B}(\mathbf{W}^\star, r)} \frac{1}{n} \left\| \sum_{i=1}^n [\nabla^2 \ell(\mathbf{W}; \mathbf{x}_i) - \nabla^2 \ell(\mathbf{W}_{j(\mathbf{W})}; \mathbf{x}_i)] \right\| \geq \frac{t}{3}\right) \\ &\leq \frac{3}{t} \mathbb{E} \left[ \sup_{\mathbf{W} \in \mathbb{B}(\mathbf{W}^\star, r)} \left\| \frac{1}{n} \sum_{i=1}^n [\nabla^2 \ell(\mathbf{W}; \mathbf{x}_i) - \nabla^2 \ell(\mathbf{W}_{j(\mathbf{W})}; \mathbf{x}_i)] \right\| \right] \\ &\leq \frac{3}{t} \mathbb{E} \left[ \sup_{\mathbf{W} \in \mathbb{B}(\mathbf{W}^\star, r)} \left\| \nabla^2 \ell(\mathbf{W}; \mathbf{x}_i) - \nabla^2 \ell(\mathbf{W}_{j(\mathbf{W})}; \mathbf{x}_i) \right\| \right] \\ &\leq \frac{3}{t} \mathbb{E} \left[ \sup_{\mathbf{W} \in \mathbb{B}(\mathbf{W}^\star, r)} \frac{\left\| \nabla^2 \ell(\mathbf{W}; \mathbf{x}_i) - \nabla^2 \ell(\mathbf{W}_{j(\mathbf{W})}; \mathbf{x}_i) \right\|}{\left\| \mathbf{W} - \mathbf{W}_{j(\mathbf{W})} \right\|_F} \right] \cdot \sup_{\mathbf{W} \in \mathbb{B}(\mathbf{W}^\star, r)} \left\| \mathbf{W} - \mathbf{W}_{j(\mathbf{W})} \right\|_F \\ &\leq \frac{3J_\star \epsilon}{t} \end{aligned} \quad (50)$$

where (50) follows from the Markov inequality. Thus, taking

$$t \geq \frac{6\epsilon J_\star}{\delta} \quad (52)$$

ensures that  $\mathbb{P}(A_t) \leq \frac{\delta}{2}$ . It now boils down to control the quantity  $J_\star$ , which we have the following lemma, whose proof is in Appendix A.4.

**Lemma 6.** *There exists some constant  $C$  such that*

$$\mathbb{E} \left[ \sup_{\mathbf{W} \neq \mathbf{W}' \in \mathbb{B}(\mathbf{W}^\star, r)} \frac{\left\| \nabla^2 \ell(\mathbf{W}, \mathbf{x}) - \nabla^2 \ell(\mathbf{W}', \mathbf{x}) \right\|}{\left\| \mathbf{W} - \mathbf{W}' \right\|_F} \right] \leq C(L_\phi^2 + L_\phi) \cdot \left( \frac{d}{K} \right)^{3/2} \equiv J_\star. \quad (53)$$

**3. Final step.** Let  $\epsilon = \frac{\delta \tau^2}{6J_\star \cdot ndK}$ ,  $\delta = d^{-10}$  plugging into (46) we need

$$t > \tau^2 \cdot \max \left\{ \frac{1}{ndK}, C \cdot \sqrt{\frac{(dK \log(36rnd^{11}K) + \log \frac{4}{\delta})}{n}}, \frac{(dK \log(36rnd^{11}K) + \log \frac{4}{\delta})}{n} \right\}. \quad (54)$$

Since the middle term can be expressed as

$$\frac{dK \log(36rnd^{11}K) + 10 \log d}{n} \leq \frac{dK \log n}{n} + \frac{dK \log 36r}{n} + \frac{11dK \log dK}{n} + \frac{10 \log d}{n}, \quad (55)$$

when  $n \geq C \cdot dK \log dK$  for some large enough constant  $C$ , the first term,  $dK \log n$  dominates and is on the order of  $dK \log dK$ . Moreover, it decreases as  $n$  increases when  $n \geq 3$ . Thus we can set

$$t \geq \tau^2 \sqrt{\frac{(dK \log(36rnd^{11}K) + \log \frac{4}{\delta})}{n}} \quad (56)$$

which holds as  $t \geq C' \cdot \tau^2 \sqrt{\frac{dK \log n}{n}}$  for some constant  $C'$ .

By setting  $t := C\tau^2 \sqrt{\frac{dK \log n}{n}}$  for sufficiently large  $C$ , as long as  $n \geq C' \cdot dK \log dK$ ,

$$\mathbb{P} \left( \sup_{\mathbf{W} \in \mathbb{B}(\mathbf{W}^\star, r)} \left\| \nabla^2 f_n(\mathbf{W}) - \nabla^2 f(\mathbf{W}) \right\| \geq C\tau^2 \sqrt{\frac{dK \log n}{n}} \right) \leq d^{-10}. \quad (57)$$

□

#### A.4 Proof of Lemma 6

*Proof.* Let  $\tilde{\Delta} = \nabla^2 \ell(\mathbf{W}, \mathbf{x}) - \nabla^2 \ell(\mathbf{W}', \mathbf{x})$ . For each  $(j, l) \in [K] \times [K]$ , let  $\tilde{\Delta}_{j,l}$  denote the  $(j, l)$ -th block of  $\tilde{\Delta}$ . We have

$$\tilde{\Delta}_{j,l} = [\beta_{j,l}(\mathbf{W}; \mathbf{x}) - \beta_{j,l}(\mathbf{W}'; \mathbf{x})] \mathbf{x} \mathbf{x}^\top. \quad (58)$$

Let  $\mathbf{a} = [\mathbf{a}_1^\top, \dots, \mathbf{a}_K^\top]^\top \in \mathbb{R}^{dK}$ . Similar to (16), we bound  $\|\Delta\|$  as

$$\begin{aligned} \|\nabla^2 \ell(\mathbf{W}, \mathbf{x}) - \nabla^2 \ell(\mathbf{W}', \mathbf{x})\| &= \max_{\|\mathbf{a}\|=1} \mathbf{a}^\top (\nabla^2 \ell(\mathbf{W}, \mathbf{x}) - \nabla^2 \ell(\mathbf{W}', \mathbf{x})) \mathbf{a} \\ &\leq \max_{\|\mathbf{a}\|=1} \left( \sum_{j=1}^K \|\tilde{\Delta}_{j,j}\| \cdot \|\mathbf{a}_j\|_2^2 + \sum_{j \neq l} \|\tilde{\Delta}_{j,l}\| \cdot \|\mathbf{a}_j\| \cdot \|\mathbf{a}_l\| \right). \end{aligned} \quad (59)$$

Next we bound  $\|\tilde{\Delta}_{j,j}\|$  and  $\|\tilde{\Delta}_{j,l}\|$  respectively.

- For the off-diagonal blocks, when  $j \neq l$ , we have

$$\begin{aligned} \|\tilde{\Delta}_{j,l}\| &= \frac{1}{K^2} \left\| \left[ \phi'(\mathbf{w}_j^\top \mathbf{x}) \phi'(\mathbf{w}_l^\top \mathbf{x}) - \phi'(\mathbf{w}_j'^\top \mathbf{x}) \phi'(\mathbf{w}_l'^\top \mathbf{x}) \right] \mathbf{x} \mathbf{x}^\top \right\| \\ &\leq \frac{1}{K^2} \left| \phi'(\mathbf{w}_j^\top \mathbf{x}) \phi'(\mathbf{w}_l^\top \mathbf{x}) - \phi'(\mathbf{w}_j'^\top \mathbf{x}) \phi'(\mathbf{w}_l'^\top \mathbf{x}) \right| \cdot \|\mathbf{x} \mathbf{x}^\top\| \\ &\leq \frac{1}{K^2} \left( \left| \phi'(\mathbf{w}_j^\top \mathbf{x}) (\phi'(\mathbf{w}_l^\top \mathbf{x}) - \phi'(\mathbf{w}_l'^\top \mathbf{x})) \right| + \left| (\phi'(\mathbf{w}_j^\top \mathbf{x}) - \phi'(\mathbf{w}_j'^\top \mathbf{x})) \phi'(\mathbf{w}_l'^\top \mathbf{x}) \right| \right) \cdot \|\mathbf{x}\|_2^2 \\ &\leq \frac{L_\phi^2}{K^2} (\|\mathbf{w}_j - \mathbf{w}_j'\|_2 + \|\mathbf{w}_l - \mathbf{w}_l'\|_2) \cdot \|\mathbf{x}\|_2^3, \end{aligned} \quad (60)$$

where the last line follows from the boundedness assumption of  $\sigma''(\cdot)$  and  $\sigma'(\cdot)$ , and the Cauchy-Schwarz inequality.

- For the diagonal blocks, when  $j = l$ , we have

$$\begin{aligned} \|\tilde{\Delta}_{j,j}\| &= \left\| \frac{1}{K} \left( \left( \frac{1}{K} \sum_{i=1}^K \phi(\mathbf{w}_i^\top \mathbf{x}) - y \right) \phi''(\mathbf{w}_j^\top \mathbf{x}) - \left( \frac{1}{K} \sum_{i=1}^K \phi(\mathbf{w}_i'^\top \mathbf{x}) - y \right) \phi''(\mathbf{w}_j'^\top \mathbf{x}) \right) \mathbf{x} \mathbf{x}^\top \right\| \\ &\leq \frac{1}{K} \left\| \left( \left( \frac{1}{K} \sum_{i=1}^K \phi(\mathbf{w}_i^\top \mathbf{x}) - y \right) \phi''(\mathbf{w}_j^\top \mathbf{x}) - \left( \frac{1}{K} \sum_{i=1}^K \phi(\mathbf{w}_i'^\top \mathbf{x}) - y \right) \phi''(\mathbf{w}_j'^\top \mathbf{x}) \right) \right\| \|\mathbf{x} \mathbf{x}^\top\| \\ &\leq \frac{1}{K} \left( \left\| \left( \frac{1}{K} \sum_{i=1}^K \phi(\mathbf{w}_i^\top \mathbf{x}) - y \right) \phi''(\mathbf{w}_j^\top \mathbf{x}) - \left( \frac{1}{K} \sum_{i=1}^K \phi(\mathbf{w}_i'^\top \mathbf{x}) - y \right) \phi''(\mathbf{w}_j^\top \mathbf{x}) \right\| \text{ by triangle inequality} \right. \\ &\quad \left. + \left\| \left( \frac{1}{K} \sum_{i=1}^K \phi(\mathbf{w}_i'^\top \mathbf{x}) - y \right) \phi''(\mathbf{w}_j^\top \mathbf{x}) - \left( \frac{1}{K} \sum_{i=1}^K \phi(\mathbf{w}_i'^\top \mathbf{x}) - y \right) \phi''(\mathbf{w}_j'^\top \mathbf{x}) \right\| \right) \cdot \|\mathbf{x}\|_2^2 \\ &\leq \frac{1}{K} \left( \frac{1}{K} \sum_{i=1}^K \left| \phi(\mathbf{w}_i^\top \mathbf{x}) - \phi(\mathbf{w}_i'^\top \mathbf{x}) \right| \cdot |\phi''(\mathbf{w}_j^\top \mathbf{x})| + \left\| \left( \frac{1}{K} \sum_{i=1}^K \phi(\mathbf{w}_i'^\top \mathbf{x}) - y \right) \right\| \cdot |\phi''(\mathbf{w}_j^\top \mathbf{x}) - \phi''(\mathbf{w}_j'^\top \mathbf{x})| \right) \\ &\leq \frac{1}{K} \left( \frac{1}{K} \sum_{i=1}^K L_\phi^2 \left| (\mathbf{w}_i - \mathbf{w}_i')^\top \mathbf{x} \right| + L_\phi \left| (\mathbf{w}_i - \mathbf{w}_i')^\top \mathbf{x} \right| \right) \cdot \|\mathbf{x}\|_2^2 \end{aligned}$$

where the last line is due to the boundedness assumption on  $\phi'''(\cdot)$ . Hence we have

$$\|\tilde{\Delta}_{j,j}\| \leq \frac{L_\phi^2 + L_\phi}{K^2} \left( \sum_{i=1}^K \|\mathbf{w}_i - \mathbf{w}'_i\|_2 \right) \cdot \|\mathbf{x}\|_2^3. \quad (61)$$

Plugging the above two equations into (59), and follow similar calculations done in (25), we have

$$\|\nabla^2 \ell(\mathbf{W}, \mathbf{x}) - \nabla^2 \ell(\mathbf{W}', \mathbf{x})\| \leq \frac{L_\phi^2 + L_\phi}{K^{3/2}} \|\mathbf{W} - \mathbf{W}^*\|_F \cdot \|\mathbf{x}\|_2^3, \quad (62)$$

then we have

$$\mathbb{E} \left[ \sup_{\mathbf{W} \neq \mathbf{W}' \in \mathbb{B}(\mathbf{W}^*, r)} \frac{\|\nabla^2 \ell(\mathbf{W}, \mathbf{x}) - \nabla^2 \ell(\mathbf{W}', \mathbf{x})\|}{\|\mathbf{W} - \mathbf{W}'\|_F} \right] \leq C(L_\phi^2 + L_\phi) \cdot \left( \frac{d}{K} \right)^{3/2}. \quad (63)$$

□

## B Proof of Local Convergence of Gradient Descent

### B.1 Proof of Lemma 4

*Proof.* To begin, we need the following lemma.

**Lemma 7.** Assume  $\mathbf{x} \sim \mathcal{N}(\mathbf{0}, \mathbf{I})$ . Let  $\mathbf{u}$  be a fixed unit norm vector  $\mathbf{u} = [\mathbf{u}_1^\top, \dots, \mathbf{u}_K^\top] \in \mathbb{R}^{dK}$  with  $\|\mathbf{u}\|_2 = 1$ . There exists a universal constant  $C$  such that

$$\|\mathbf{u}^\top \nabla \ell(\mathbf{W}; \mathbf{x})\|_{\psi_2} \leq C \cdot \frac{L_\phi}{\sqrt{K}}.$$

*Proof.* By definition, we have

$$\begin{aligned} \|\mathbf{u}^\top \nabla \ell(\mathbf{W}; \mathbf{x})\|_{\psi_2} &= \left\| \sum_{j=1}^K \frac{1}{K} \left( \frac{1}{K} \sum_{i=1}^K \phi(\mathbf{w}_i^\top \mathbf{x}) - y \right) \phi'(\mathbf{w}_i^\top \mathbf{x}) \mathbf{x}^\top \mathbf{u}_j \right\|_{\psi_2} \\ &\leq \frac{1}{K} \sum_{j=1}^K \left\| \left( \frac{1}{K} \sum_{i=1}^K \phi(\mathbf{w}_i^\top \mathbf{x}) - y \right) \phi'(\mathbf{w}_i^\top \mathbf{x}) \mathbf{x}^\top \mathbf{u}_j \right\|_{\psi_2} \\ &\leq \frac{2L_\phi}{K} \sum_{j=1}^K \|\mathbf{x}^\top \mathbf{u}_j\|_{\psi_2} \\ &\leq \frac{2L_\phi}{K} \sum_{j=1}^K \|\mathbf{u}_j\|_2 \leq \frac{2L_\phi}{\sqrt{K}}. \end{aligned} \quad (64)$$

where the second line follows from the triangle inequality of sub-Gaussian norms, the third line follows from  $\left| \left( \frac{1}{K} \sum_{i=1}^K \phi(\mathbf{w}_i^\top \mathbf{x}) - y \right) \phi'(\mathbf{w}_i^\top \mathbf{x}) \right| \leq 2L_\phi$ , and the last line follows from  $\mathbf{x}^\top \mathbf{u}_j \sim \mathcal{N}(\mathbf{0}, \|\mathbf{u}_j\|_2^2 \cdot \mathbf{I})$  and Cauchy-Schwartz inequality. □

By a similar argument (details omitted) as the proof of Lemma 3, and Lemma 7, we can get the following concentration inequality:

$$\sup_{\mathbf{W} \in \mathbb{B}(\mathbf{W}^*, r)} \|\nabla f_n(\mathbf{W}) - \nabla f(\mathbf{W})\|_2 \leq CL_\phi \sqrt{\frac{d \log n}{n}}, \quad (65)$$

holds with probability at least  $1 - d^{-10}$ , as long as the sample size  $n \geq C \cdot dK \log(dK)$ . □

## B.2 Proof of Theorem 2

We first show that  $\widehat{\mathbf{W}}_n$  is close to  $\mathbf{W}^*$ . By the intermediate value theorem,  $\exists \mathbf{W}' \in \mathbb{B}(\mathbf{W}^*, r)$  such that

$$\begin{aligned} f_n(\widehat{\mathbf{W}}_n) &= f_n(\mathbf{W}^*) + \left\langle \nabla f_n(\mathbf{W}^*), \text{vec}(\widehat{\mathbf{W}}_n - \mathbf{W}^*) \right\rangle + \frac{1}{2} \text{vec}(\widehat{\mathbf{W}}_n - \mathbf{W}^*)^\top \nabla^2 f_n(\mathbf{W}') \text{vec}(\widehat{\mathbf{W}}_n - \mathbf{W}^*) \\ &\leq f_n(\mathbf{W}^*), \end{aligned} \quad (66)$$

where the last inequality follows from the optimality of  $\widehat{\mathbf{W}}_n$ . By Theorem 1, we have

$$\frac{1}{2} \text{vec}(\widehat{\mathbf{W}}_n - \mathbf{W}^*)^\top \nabla^2 f_n(\mathbf{W}') \text{vec}(\widehat{\mathbf{W}}_n - \mathbf{W}^*) \geq \Omega\left(\frac{1}{K^2} \cdot \frac{\rho(\sigma_K)}{\kappa^2 \lambda}\right) \|\widehat{\mathbf{W}}_n - \mathbf{W}^*\|_F^2. \quad (67)$$

On the other hand, by the Cauchy-Schwarz inequality, we have

$$\begin{aligned} \left| \left\langle \nabla f_n(\mathbf{W}^*), \text{vec}(\widehat{\mathbf{W}}_n - \mathbf{W}^*) \right\rangle \right| &\leq \|\nabla f_n(\mathbf{W}^*)\|_2 \|\widehat{\mathbf{W}}_n - \mathbf{W}^*\|_F \\ &\leq \Omega\left(L_\phi \sqrt{\frac{d \log n}{n}}\right) \|\widehat{\mathbf{W}}_n - \mathbf{W}^*\|_F, \end{aligned} \quad (68)$$

where the last line follows from Lemma 4. Plugging (67) and (68) into (66), we have

$$\|\widehat{\mathbf{W}}_n - \mathbf{W}^*\|_F \leq \Omega\left(\frac{K^2 L_\phi \kappa^2 \lambda}{\rho(\sigma_K)} \sqrt{\frac{d \log n}{n}}\right). \quad (69)$$

Now we have established there indeed exists a critical point in  $\mathbb{B}(\mathbf{W}^*, r)$  can establish local linear convergence of gradient descent as below. Let  $\mathbf{W}_t$  be the estimate at the  $t$ -th iteration. According to the update rule, we have

$$\begin{aligned} \|\mathbf{W}_{t+1} - \widehat{\mathbf{W}}_n\|_F^2 &= \|\mathbf{W}_t - \eta \nabla f_n(\mathbf{W}_t) - \widehat{\mathbf{W}}_n\|_F^2 \\ &= \|\mathbf{W}_t - \widehat{\mathbf{W}}_n\|_F^2 + \eta^2 \|\nabla f_n(\mathbf{W}_t)\|_F^2 - 2\eta \left\langle \nabla f_n(\mathbf{W}_t), \text{vec}(\mathbf{W}_t - \widehat{\mathbf{W}}_n) \right\rangle. \end{aligned} \quad (70)$$

Moreover, by the fundamental theorem of calculus [Lan93],  $\nabla f_n(\mathbf{W}_t)$  can be written as

$$\begin{aligned} \nabla f_n(\mathbf{W}_t) &= \nabla f_n(\mathbf{W}_t) - \nabla f_n(\widehat{\mathbf{W}}_n) \\ &= \left( \int_0^1 \nabla^2 f_n(\widehat{\mathbf{W}}_n + \gamma(\mathbf{W}_t - \widehat{\mathbf{W}}_n)) d\gamma \right) \text{vec}(\mathbf{W}_t - \widehat{\mathbf{W}}_n), \end{aligned}$$

where  $\mathbf{W}(\gamma) = \widehat{\mathbf{W}}_n + \gamma(\mathbf{W}_t - \widehat{\mathbf{W}}_n)$  for  $\gamma \in [0, 1]$ . By Theorem 1, we have

$$H_{\min} \cdot \mathbf{I} \preceq \nabla^2 f_n(\mathbf{W}(\gamma)) \preceq H_{\max} \cdot \mathbf{I},$$

where  $H_{\min} = \Omega\left(\frac{1}{K^2} \cdot \frac{\rho(\sigma_K)}{\kappa^2 \lambda}\right)$  and  $H_{\max} = \Omega\left(\frac{L_\phi^2}{K}\right)$ . Therefore, we have

$$\|\nabla f_n(\mathbf{W}_t)\|_F^2 \leq H_{\max}^2 \|\mathbf{W}_t - \widehat{\mathbf{W}}_n\|_F^2.$$

Hence,

$$\begin{aligned}\|\mathbf{W}_{t+1} - \widehat{\mathbf{W}}_n\|_F^2 &\leq (1 - 2\eta H_{\min} + \eta^2 H_{\max}^2) \|\mathbf{W}_t - \widehat{\mathbf{W}}_n\|_F^2 \\ &\leq \left(1 - \frac{1}{2}\eta H_{\min}\right)^2 \|\mathbf{W}_t - \widehat{\mathbf{W}}_n\|_F^2\end{aligned}$$

as long as we set  $\eta < \frac{H_{\min}}{H_{\max}^2} := \Omega\left(\frac{\rho(\sigma_K)}{L_\phi^4 \kappa^2 \lambda}\right)$ . In summary, gradient descent converges linearly to the local minimizer  $\widehat{\mathbf{W}}_n$ .

## C Proof of Theorem 3

The proof contains two parts. Part (a) proves that the estimation of the direction of  $\mathbf{W}^*$  is sufficiently accurate, which follows the arguments similar to those in [ZSJ<sup>+</sup>17] and is only briefly summarized below. Part (b) is different, where we do not require the homogeneous condition for the activation function, and instead, our proof is based on a mild condition in Assumption 4. We detail our proof in part (b).

We first define a tensor operation as follows. For a tensor  $\mathbf{T} \in \mathbb{R}^{n_1 \times n_2 \times n_3}$  and three matrices  $\mathbf{A} \in \mathbb{R}^{n_1 \times d_1}$ ,  $\mathbf{B} \in \mathbb{R}^{n_2 \times d_2}$ ,  $\mathbf{C} \in \mathbb{R}^{n_3 \times d_3}$ , the  $(i, j, k)$ -th entry of the tensor  $\mathbf{T}(\mathbf{A}, \mathbf{B}, \mathbf{C})$  is given by

$$\sum_{i'}^{n_1} \sum_{j'}^{n_2} \sum_{k'}^{n_3} \mathbf{T}_{i',j',k'} \mathbf{A}_{i',i} \mathbf{B}_{j',j} \mathbf{C}_{k',k}. \quad (71)$$

(a) In order to estimate the direction of each  $\mathbf{w}_i$  for  $i = 1, \dots, K$ , [ZSJ<sup>+</sup>17] shows that for the regression problem, if the sample size  $n \geq d \text{poly}(K, \kappa, t, \log d)$ , then

$$\|\overline{\mathbf{w}}_i^* - s_i \mathbf{V} \widehat{\mathbf{u}}_i\| \leq \epsilon \text{poly}(K, \kappa) \quad (72)$$

holds with high probability. Such a result also holds for the classification problem with only slight difference in the proof as we describe as follows. The main idea of the proof is to bound the estimation error of  $\mathbf{P}_2$  and  $\mathbf{R}_3$  via Bernstein inequality. For the regression problem, Bernstein inequality was applied to terms associated with each neuron individually, and the bounds were then put together via triangle inequality in [ZSJ<sup>+</sup>17], whereas for the classification problem here, we apply Bernstein inequality to terms associated with all neurons all together. Another difference is that the label  $y_i$  of the classification model is bounded by nature, whereas the output  $y_i$  in the regression model needs to be upper bounded via homogeneously bounded conditions of the activation function. A reader can refer to [ZSJ<sup>+</sup>17] for the details of the proof for this part.

(b) In order to estimate  $\|\mathbf{w}_i\|$  for  $i = 1, \dots, K$ , we provide a different proof from [ZSJ<sup>+</sup>17], which does not require the homogeneous condition on the activation function, but assumes a more relaxed condition in Assumption 4.

We define a quantity  $Q_1$  as follows:

$$Q_1 = \mathbf{M}_{l_1}(\mathbf{I}, \underbrace{\boldsymbol{\alpha}, \dots, \boldsymbol{\alpha}}_{(l_1-1)}), \quad (73)$$

where  $l_1$  is the first non-zero index such that  $\mathbf{M}_{l_1} \neq 0$ . For example, if  $l_1 = 3$ , then  $Q_1$  takes the following form

$$Q_1 = \mathbf{M}_3(\mathbf{I}, \boldsymbol{\alpha}, \boldsymbol{\alpha}) = \frac{1}{K} \sum_{i=1}^K m_{3,i}(\|\mathbf{w}_i^*\|) \left(\boldsymbol{\alpha}^\top \overline{\mathbf{w}}_i^*\right)^2 \overline{\mathbf{w}}_i^*, \quad (74)$$

where  $\overline{\mathbf{w}} = \mathbf{w}/\|\mathbf{w}\|$  and by definition

$$m_{3,i}(\|\mathbf{w}_i^*\|) = \mathbb{E} [\phi(\|\mathbf{w}_i^*\| \cdot z) z^3] - 3\mathbb{E} [\phi(\|\mathbf{w}_i^*\| \cdot z) z]. \quad (75)$$

Clearly,  $Q_1$  has information of  $\|\mathbf{w}_i^*\|$ , which can be estimated by solving the following optimization problem:

$$\beta^* = \operatorname{argmin}_{\beta \in \mathbb{R}^K} \left\| \frac{1}{K} \sum_{i=1}^K \beta_i s_i \overline{\mathbf{w}}_i^* - Q_1 \right\|, \quad (76)$$

where each entry of the solution takes the form

$$\beta_i^* = s_i^3 m_{3,i}(\|\mathbf{w}_i^*\|) (\boldsymbol{\alpha}^T s_i \overline{\mathbf{w}}_i^*)^2. \quad (77)$$

In the initialization, we substitute  $\widehat{Q}_1$  (estimated from training data) for  $Q_1$ ,  $\mathbf{V}\widehat{u}_i$  (estimated in part (a)) for  $s_i \overline{\mathbf{w}}_i^*$  into (76), and obtain an estimate  $\widehat{\beta}$  of  $\beta^*$ . We then substitute  $\widehat{\beta}$  for  $\beta^*$  and  $\mathbf{V}\widehat{u}_i$  for  $s_i \overline{\mathbf{w}}_i^*$  into (77) to obtain an estimate  $\widehat{a}_i$  of  $\|\mathbf{w}_i^*\|$  via the following equation

$$\widehat{\beta}_i = s_i^3 m_{3,i}(\widehat{a}_i) (\boldsymbol{\alpha}^T \mathbf{V}\widehat{u}_i)^2. \quad (78)$$

Furthermore, since  $m_{l_1,i}(x)$  has fixed sign for  $x > 0$  and for  $l_1 \geq 1$ ,  $s_i$  can be estimated correctly from the sign of  $\widehat{\beta}_i$  for  $i = 1, \dots, K$ .

For notational simplicity, let  $\beta_{1,i}^* := \frac{\beta_i^*}{s_i^3(\boldsymbol{\alpha}^T s_i \overline{\mathbf{w}}_i^*)^2}$  and  $\widehat{\beta}_{1,i} := \frac{\widehat{\beta}_i}{s_i^3(\boldsymbol{\alpha}^T \mathbf{V}\widehat{u}_i)^2}$ , and then (77) and (78) become

$$\widehat{\beta}_{1,i} = m_{3,i}(\widehat{a}_i), \quad \beta_{1,i}^* = m_{3,i}(\|\mathbf{w}_i^*\|). \quad (79)$$

By Assumption 4 and (77), there exists a constant  $\delta' > 0$  such that the inverse function  $g(\cdot)$  of  $m_{3,1}(\cdot)$  has upper-bounded derivative in the interval  $(\beta_{1,i}^* - \delta', \beta_{1,i}^* + \delta')$ , i.e.,  $|g'(x)| < \Gamma$  for a constant  $\Gamma$ . By employing the result in [ZSJ<sup>+</sup>17], if the sample size  $n \geq d \operatorname{poly}(K, \kappa, t, \log d)$ , then  $\widehat{Q}_1$  and  $Q_1$ ,  $\mathbf{V}\widehat{u}_i$  and  $s_i \overline{\mathbf{w}}_i^*$  can be arbitrarily close so that  $|\beta_{1,i}^* - \widehat{\beta}_{1,i}| < \min\{\delta', \frac{r}{\sqrt{KT}}\}$ .

Thus, by (79) and mean value theorem, we obtain

$$|\widehat{a}_i - \|\mathbf{w}_i^*\|| = |g'(\xi)| |\beta_{1,i}^* - \widehat{\beta}_{1,i}| \quad (80)$$

where  $\xi$  is between  $\beta_{1,i}^*$  and  $\widehat{\beta}_{1,i}$ , and hence  $|g'(\xi)| < \Gamma$ . Therefore,  $|\widehat{a}_i - \|\mathbf{w}_i^*\|| \leq \frac{r}{\sqrt{K}}$ , which is the desired result.