

HybridSVD

When Collaborative Information is Not Enough

Evgeny Frolov

Skolkovo Institute of Science and Technology
Moscow, Russia
evgeny.frolov@skoltech.ru

Ivan Oseledets

Skolkovo Institute of Science and Technology
Moscow, Russia
i.oseledets@skoltech.ru

ABSTRACT

We propose a hybrid algorithm for top- n recommendation task that allows to incorporate both user and item side information within the standard collaborative filtering approach. The algorithm extends PureSVD – one of the state-of-the-art latent factor models – by exploiting a generalized formulation of the singular value decomposition. This allows to inherit key advantages of the classical algorithm such as highly efficient Lanczos-based optimization procedure, minimal parameter tuning during a model selection phase and a quick folding-in computation to generate recommendations instantly even in a highly dynamic online environment. Within the generalized formulation itself we provide an efficient scheme for side information fusion which avoids undesirable computational overhead and addresses the scalability question. Evaluation of the model is performed in both standard and cold-start scenarios using the datasets with different sparsity levels. We demonstrate in which cases our approach outperforms conventional methods and also provide some intuition on when it may give no significant improvement.

KEYWORDS

Recommender Systems, Collaborative Filtering, Hybrid Algorithms, Cold-start, Matrix Factorization

ACM Reference format:

Evgeny Frolov and Ivan Oseledets. 2018. HybridSVD. In *Proceedings of ACM SIGKDD Conference on Knowledge Discovery and Data Mining, London, United Kingdom, August 2018 (KDD'18)*, 9 pages. DOI: 10.1145/nnnnnnn.nnnnnnn

1 INTRODUCTION

Singular value decomposition (SVD) [15] is a well-established and useful tool with a wide range of applications in various domains of information retrieval, natural language processing and data analysis. It has efficient implementations in many programming languages and is included in many modern machine learning libraries and frameworks. Not surprisingly, the first SVD-based technique for recommender systems was proposed in the late 90's [5], just in a few years after this vibrant research field has arisen [14]. Later

it was successfully adapted to several other collaborative filtering (CF) models based on a lower dimensional latent representations [17, 28].

Since then there was an active research devoted to different dimensionality reduction methods, based on various matrix factorization (MF) techniques, for building more accurate latent factor models [18]. Nevertheless, in certain top- n recommendation tasks the simplest SVD-based model, known under the name of *PureSVD* [11], was shown to be a top performer among many other much more sophisticated and elaborate algorithms.

However, as any other collaborative filtering technique, PureSVD relies purely on the knowledge about user preferences expressed in a form of ratings, likes, purchases or other types of interactions with items, either explicit or implicit. On the other hand, a user's choice may be influenced by the intrinsic properties of items. For example, users may prefer products of a particular category/brand or products with certain characteristics. Even if item properties are unknown, the knowledge about users themselves, such as demographic information or occupation, may help to explain their choice.

These relations are typically assumed to be well represented by the model's latent factors. However, explicitly including this sort of information into the model may help to better describe a particular user behavior which otherwise would stay unrecognized. This may especially help in the situations when users interact with only a small amount of items from a large assortment (e.g. in online stores), which makes it difficult to explain the observed behavior without the additional knowledge. The ability to take additional side information into account may also help in the extreme cases, when for some items and/or users the preference data is not available at all. These situations are attributed as the *cold-start* problem [14].

The severity and limitations of a cold-start can be mitigated with the help of content-based (CB) algorithms. These algorithms make use of an auxiliary knowledge about the entities (users and items) often available in a form of features, attributes, descriptions, etc., either hand-crafted or extracted with the help of information processing tools. However, CB models neglect the interactions data and, therefore, their predictive ability is rather limited. The approach suffers from the limited content analysis problem, over-specialization and high sensitivity to input data [2].

The described problems has lead researchers and practitioners to the so called hybrid approach [7], which allows to combine the advantages of both CF models, relying purely on the interactions data, and content-based models, depending only on the side information. A plethora of ways for building hybrid recommenders has been explored to date and a great amount of work is specifically devoted to incorporating side information into MF methods (more

Permission to make digital or hard copies of all or part of this work for personal or classroom use is granted without fee provided that copies are not made or distributed for profit or commercial advantage and that copies bear this notice and the full citation on the first page. Copyrights for components of this work owned by others than ACM must be honored. Abstracting with credit is permitted. To copy otherwise, or republish, to post on servers or to redistribute to lists, requires prior specific permission and/or a fee. Request permissions from permissions@acm.org.

KDD'18, London, United Kingdom

© 2018 ACM. 978-x-xxxx-xxxx-x/YY/MM...\$15.00

DOI: 10.1145/nnnnnnn.nnnnnnn

on this in Section 6). Surprisingly, the PureSVD model has received a much lower attention in this regard and to the best of our knowledge there were no attempts to build a hybrid SVD-based approach where interactions data and side information would be factorized jointly in a seamless way.

With this work we aim to fill that gap and extend the family of hybrid algorithms with a new approach based on a modification of PureSVD. The main contributions of this paper are:

- We show how to naturally generalize standard SVD algorithm to incorporate side information and jointly factorize it in combination with collaborative data. We call our approach *HybridSVD*.
- We propose efficient computational scheme that requires minimum efforts in parameter tuning, does not break the simplicity of the main algorithm and leads to a minor increase of the overall complexity, governed by a structure of input data.
- We assess the performance of the proposed model on the datasets with different levels of sparsity and provide some intuition on the observed results.

The rest of this paper is organized in the following way. We walk through SVD internals in Section 2 and show what exactly leads to the limitations of its standard implementation. In Section 3 we demonstrate how to remove these limitations by modifying original mathematical formulation, which leads to a generalized eigendecomposition problem. Evaluation methodology as well as model selection process are described in Section 4 and the results are reported in Section 5. Section 6 describes the related research and Section 7 concludes the work.

2 UNDERSTANDING SVD LIMITATIONS

One of the greatest advantages of many MF methods is the flexibility in terms of a problem formulation. It allows to build a very fine-grained models that incorporate both interactions data and an additional knowledge within a single optimization objective (some of these methods are described in Section 6). It often results in a formation of a latent feature space with a particular inner structure, controlled by a side information.

This technique, however, is not available off-the-shelf in the PureSVD approach due to the classical formulation of the truncated SVD with its fixed optimization objective. In this work we aim to find a new way to formulate the optimization problem so that, while staying within the same computational paradigm of the truncated SVD, it would allow us to account for additional sources of information during the optimization process. In order to do this we first need to decompose SVD internals and see what exactly affects the formation of its latent feature space.

2.1 When PureSVD does not work

Consider the following simple example on fictitious interactions data depicted in Table 1. Initially we have 3 users (Alice, Bob and Carol) and 5 items, with only first 4 items being observed in interactions (the first 3 rows and 4 columns of the table). Item in the last column (*Item5*) plays a role of a cold-start (i.e. previously unobserved) item. We use this toy data to build PureSVD model of rank 2 and generate recommendations for a new user Tom (*New user* row in the table), who has already interacted with *Item1*, *Item4* and *Item5*.

Table 1: An example of insufficient preference data problem

	Item1	Item2	Item3	Item4	Item5
<i>Observed interactions</i>					
Alice	1		1	1	
Bob	1	1		1	
Carol	1			1	
<i>New user</i>					
Tom	1	?	?	1	1
PureSVD:		0.3	0.3		
Our approach:		0.1	0.6		

*Table note: Item5 is a cold-start item. Item3 and Item5 are assumed to be similar to each other in terms of their characteristics. This assumption is reflected in the *Our approach* row. The *PureSVD* row corresponds to the PureSVD model of rank 2.*

Let us suppose that in addition to interactions data we are also provided with some prior knowledge about item relations and, more specifically, that *Item3* and *Item5* are more similar to each other than to any other items in terms of some set of features. In that case, since Tom has expressed an interest in *Item5*, it seems natural to expect from a good recommender system to favor *Item3* over *Item2* in the recommendations. This, however, does not happen in the case of PureSVD.

With the help of the *folding-in* technique [14] (see (8)) it can be easily verified, that the scores predicted by SVD will be equal for both items as shown next to the *PureSVD* entry in the bottom of the table. This example demonstrates a general limitation of the PureSVD approach, related to its inability to incorporate side information. In the next sections we show how to remove this limitation and help an SVD-based model generate more meaningful predictions (see *Our approach* entry in Table 1 as an example).

It should be also noted, that if Carol would have additionally rated both *Item3* and *Item5*, this would build a connection between these items in the model and lead to the appropriate scores even without the side information. This leads to an idea, that depending on the sparsity of interactions data, exploitation of a side information may not always provide additional benefits. We investigate this idea in Section 5. This also opens up a perspective of addressing (at least partially) an important question, “*why SVD works well for some recommender applications, and less well for others*”, raised by Sarwar et al. [28].

2.2 Why PureSVD does not work

The formal explanation of the observed result requires understanding of how exactly computations are performed in the SVD algorithm. A very rigorous mathematical analysis of that is performed by the authors of the EIGENREC model [22]. As the authors demonstrate, the *latent factor model of PureSVD can be viewed as an eigendecomposition of a scaled user-based or item-based cosine similarity matrix*. More formally, in a user-based case it solves an eigendecomposition problem for the following matrix:

$$A = RR^T = DCD, \quad (1)$$

where $R \in \mathbb{R}^{M \times N}$ is a matrix of interactions between M users and N items with unknown elements imputed by zeros. The scaling

matrix $D \in \mathbb{R}^{M \times M}$ is diagonal with diagonal elements $d_{ii} = \|\mathbf{r}_i\|$, where \mathbf{r}_i is a vector that represents an i -th row of the matrix R and $\|\cdot\|$ is the Euclidian norm. Each element c_{ij} of the matrix $C \in \mathbb{R}^{M \times M}$ equals to the cosine similarity between \mathbf{r}_i and \mathbf{r}_j :

$$c_{ij} = \cos(i, j) = \frac{\mathbf{r}_i^T \mathbf{r}_j}{d_{ii} d_{jj}}. \quad (2)$$

This observation immediately suggests that *any cross-item relations are simply ignored by SVD* as the cosine similarity in (2) takes only item co-occurrence into account, i.e. *the contribution of a particular item into the final similarity score c_{ij} is counted only if the item is present in the preferences of both user i and user j* . Similar conclusion also holds for the user-based similarity. This fully explains the uniform scores assigned by PureSVD in our fictitious example.

Worth noting here, the authors of the EIGENREC model propose to replace the scaling factors as well as the similarity matrix with some new matrices, which fit more adequately into the underlying relations model. Instead of the cosine similarity one could use e.g. Jaccard Index or Pearson Correlation with a different scaling. Moreover, Jaccard Index could partially solve the described problem as to some extent it allows to account for cross-entity relations. However, it does not take into consideration how similar are the entities. Indeed, depending on a set of features particular items or users can be more similar to each other than to others and therefore should have a higher contribution into a final similarity score.

3 PROPOSED MODEL

In order to account for cross-entity relations in a more appropriate way we have to find a different similarity measure that would consider all possible pairs of entities and allow to fuse additional side information in there. A straightforward way to achieve this is to modify the inner product in (2) as follows:

$$c_{ij} \sim \mathbf{r}_i^T S \mathbf{r}_j. \quad (3)$$

where matrix $S \in \mathbb{R}^{N \times N}$ reflects auxiliary relations between items, based on a side information. Its off-diagonal elements correspond to some sort of items' proximity in their actual feature space. In a similar fashion we can introduce a matrix $K \in \mathbb{R}^{M \times M}$ to incorporate user-related information. We will use the term *side similarity* to denote these matrices. Their entries encode similarities between users or items based on a side information, such as user attributes or item features.

3.1 HybridSVD

Note, that relation (3) generates the following matrix product in (1): RSR^T . In this case the scaling factors do not preserve the same meaning as in the original formulation (2) and therefore are omitted. In a similar fashion, the matrix K gives $R^T K R$. Therefore, we can rewrite the standard eigendecomposition problem in the form of a system of equations:

$$\begin{cases} RSR^T = U \Sigma^2 U^T, \\ R^T K R = V \Sigma^2 V^T, \end{cases} \quad (4)$$

where, as in the PureSVD case, matrices $U \in \mathbb{R}^{M \times r}$ and $V \in \mathbb{R}^{N \times r}$ represent embedding of users and items onto a latent feature space

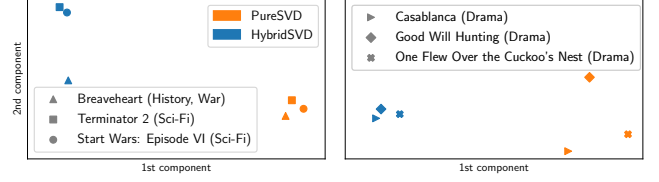


Figure 1: The effect of genre-based movie similarity. Scatter points correspond to different movies in the latent feature space (the first two principal components). Our model tends to pull movies of different genres apart and place movies of the same genre close to each other. Uniform, distance-preserving scaling is applied to make models comparable.

and $\Sigma \in \mathbb{R}^{r \times r}$ is a diagonal matrix of the first r principal singular values; r is a rank of the decomposition.

The system of equations (4) has a close connection to the Generalized SVD [15] and can be solved via the standard SVD of an auxiliary matrix \hat{R} [1]:

$$\hat{R} \equiv K^{\frac{1}{2}} R S^{\frac{1}{2}} = \hat{U} \hat{\Sigma} \hat{V}^T, \quad (5)$$

where $\hat{U} = K^{\frac{1}{2}} U$ and $\hat{V} = S^{\frac{1}{2}} V$ are matrices with orthonormal columns and $\hat{\Sigma}$ is the same as in (4). As can be seen, matrix \hat{R} “absorbs” additional relations encoded by K and S and allows to model them jointly. We call this model *HybridSVD*.

Orthogonality of factor matrices \hat{U} and \hat{V} sheds the light on the nature of factors U and V . By a simple substitution one gets:

$$U^T K U = V^T S V = I,$$

i.e. columns of the matrices U and V are orthogonal under the constraints imposed by matrices K and S respectively¹. From here it follows that the *proximity of entities in the latent feature space of HybridSVD depends on the proximity of these entities in their own feature space* (see Figure 1). Or, in other words, the structure of the latent space is directly shaped by the side similarity.

3.2 Side similarity

Construction of the matrices K and S depends on the type of available side information and the underlying nature of relations between modelled entities. To a certain extent, it is a feature engineering task and therefore, it is difficult to provide a universal recipe. However, we will limit possible options by restricting these matrices to be:

1. symmetric: $K = K^T, S = S^T$,
2. positive definite: $K > 0, S > 0$.

Cases when the above requirements do not hold are out of the scope of this work as the problem becomes more complex and computationally infeasible.

The first requirement is typically easily satisfied, however the second one is too restrictive since the side information may come from heterogeneous sources and may have an arbitrary structure.

¹This property of matrices U and V is sometimes called K - and S -orthogonality [29].

In order to resolve the uncertainty we impose the following form on the side similarity matrices:

$$\begin{cases} S = I + \alpha Z, \\ K = I + \beta W, \end{cases} \quad (6)$$

where Z, W are *zero-diagonal* real symmetric matrices with elements satisfying $-1 \leq z_{ij}, w_{ij} \leq 1 \forall i, j$, and $\alpha, \beta \in \mathbb{R}^+$ are free model parameters. Note, that with $\alpha = \beta = 0$ the model turns back into PureSVD.

When side similarity matrices are not strictly positive definite reducing the values of α and β allows to fix that². Additional benefit provided by α and β is the ability to *control an overall contribution of side information in the model* and avoid undesirable dominance of feature-based relations over co-occurrence patterns. Obviously, when side information does not represent any meaningful relations there is a risk to spoil the model by introducing a noise. Hence, a careful feature selection is required (see Section 4.4 and Figure 2).

Side similarity matrices may have different interpretation depending on the side information involved and the type of the problem to be solved. For example, in the case of social networks and link prediction matrix K can represent social connections between people and therefore be responsible for trust propagation: items of connected users will be closer to each other in the latent feature space of HybridSVD even if they do not co-occur together in any user's preferences.

3.3 Efficient computations

Matrix square root. Finding square root of an arbitrary matrix is a computationally intensive operation in general. However, by construction, matrices K and S are symmetric positive definite and therefore can be represented in the *Cholesky decomposition* form: $S = L_s L_s^T, K = L_k L_k^T$, where L_s and L_k are lower triangular real matrices. This decomposition can be computed much more efficiently than the standard square root. By a direct substitution it can be verified, that the following matrix

$$\widehat{R} \equiv L_k^T R L_s, \quad (7)$$

allows to find an equivalent to (5) solution of (4) with $\widehat{U} = L_k^T U$ and $\widehat{V} = L_s^T V$. Furthermore, matrices K and S are likely to be sparse for a broad set of real features and attributes. This can be also exploited via computation of the sparse Cholesky decomposition or, even better, incomplete Cholesky decomposition[15], additionally allowing to skip negligibly small similarity values.

As an additional remark, Cholesky decomposition is fully deterministic and allows symbolic factorization to be used for finding the non-zero structure of its factors. This feature makes tuning HybridSVD more efficient: once the resulting sparsity pattern of the cholesky factors is revealed it can be reused to speedup further calculations performed for different values of α and β from (6), as it does not affect the sparsity structure.

Computing SVD. Note, that there's no need to directly compute the product in (7) and therefore form a new potentially dense matrix. Similarly to the standard SVD one can exploit the Lanczos procedure

[15, 19] which invokes a Krylov subspace method. The key benefit of such approach is that in order to find r principal singular vectors and corresponding singular values it is sufficient to simply provide a rule of how to multiply matrix (7) by an arbitrary dense vector from the right and from the left. This can be implemented as a sequence of 3 matrix-vector multiplications. Hence, the added computational cost of the algorithm over the standard SVD is controlled by the complexity of multiplying cholesky factors by a dense vector.

More specifically, given the number of non-zero elements nnz_R of the matrix R that corresponds to the number of the observed interactions, an overall computational complexity of the HybridSVD algorithm is estimated as $O(nnz_R \cdot r) + O((m+n) \cdot r^2) + O((J_k + J_s) \cdot r)$, where the first 2 terms correspond to PureSVD's complexity and the last term depends on the complexities J_k and J_s of multiplying triangular matrices L_k and L_s by a dense vector. In the scope of this work we are interested in the case when matrices K and S are sparse and therefore sparse Cholesky decomposition can be employed. Hence, J_k and J_s are determined by the corresponding number of non-zero elements nnz_{L_k} and nnz_{L_s} of the cholesky factors. The total complexity in that case is $O(nnz_{tot} \cdot r) + O((m+n) \cdot r^2)$, where $nnz_{tot} = nnz_R + nnz_{L_k} + nnz_{L_s}$.

Hybrid folding-in. One of the greatest advantages of the SVD-based approach is an analytical form of the *folding-in* [14]. Unlike many other MF methods it does not require any additional optimization steps to calculate recommendations for a new user/item not present in the training data. Once the latent factors are computed one can use the folding-in formula to generate recommendations without recomputing the whole model. This makes SVD-based models very plausible for use in highly dynamic online environment.

For example, in the case of a new user with some vector of known preferences \mathbf{p} , a vector of predicted item relevance scores \mathbf{r} in the PureSVD model can be computed as follows:

$$\mathbf{r} \approx V V^T \mathbf{p}. \quad (8)$$

This basically means, that one can generate recommendations based on any combination of items even if it does not correspond to any particular known user. Note, that this formula can be used to generate recommendations for known users as well [11]. From the geometric point of view the right-hand side of (8) can be treated as an *orthogonal projection of user preferences to the latent feature space of items*.

It can be also generalized to the hybrid case. Combining equations (5) and (7) and applying the folding-in technique gives the following expression for the vector of predicted item scores:

$$\mathbf{r} \approx L_s^{-T} \widehat{V} \widehat{V}^T L_s^T \mathbf{p} = V_l V_r^T \mathbf{p}, \quad (9)$$

where $V_l = L_s^{-T} \widehat{V}$ and $V_r = L_s^T \widehat{V}$. Here we assume that the matrix K is equal to identity (i.e. no side information about users is given). This corresponds to our experimental setup, described in Section 4.

4 EXPERIMENTS

We conduct two sets of experiments: one for the *standard top-n recommendation scenario* and one for the *item cold-start*. Other cold-start scenarios are conceptually similar, yet require additional setup in terms of user features extraction and are not considered in this work. Each experiment consists of two parts: hyper-parameters

²A sufficient (however not necessary) upper bound for the values of α and β can be estimated from the matrix *diagonal dominance* condition [15].

tuning with fixed $n = 10$ and recommendations quality assessment for different values of n from 1 to 30 with optimal hyper-parameters found during the tuning phase.

In the *standard scenario* we try to predict which items will be the most relevant for a set of selected users. Alternatively, in the *cold-start scenario* we try to find those users who are likely to be the most interested in a set of selected cold-start items. In both experiments we perform a 5-fold cross validation and average the results over all 5 folds. We also report 95% confidence intervals based on the paired t-test criteria.

4.1 Evaluation methodology

In the *standard scenario* we consequently mark every 20% of users as test users. Each 20% partition always contains only those users who have not been tested yet. We randomly withdraw a single item from every test user and form a holdout set based on these items. After that the test users are merged back with the remaining 80% of users and form a training set. During the evaluation phase we generate a ranked list of top- n recommendations for every test user based on their known preferences and evaluate it against the holdout.

In the *cold-start scenario* we perform 80%/20% partitioning of the list of all unique items. We select items from a 20% partition and mark them as cold-start items. The users with at least one cold-start item in the preferences are marked as the test users. The users who have no items in their preferences, other than cold-start items, are filtered out. The remaining users form a training set with all cold-start items excluded. Evaluation of models in that case is performed as follows: for every cold-start item we generate a ranked list of the most pertinent users and evaluate it against one of the test users chosen randomly among those who have actually interacted with the item.

We are not interested in the rating prediction and instead focus on estimating how relevant recommendations are and how well they are ranked in the list of n elements in total. For this purpose, an evaluation score of the tested models is measured with the help of *hit-rate* (HR) and *average reciprocal hit-rank* (ARHR) metrics [12]. In our settings with a single holdout entity in both evaluation scenarios the ARHR metric is equivalent to *mean reciprocal rank* (MRR). The evaluation scores computed for different values of n in top- n recommendation list are denoted as $MRR@n$ or $HR@n$.

4.2 Datasets

We have used *BookCrossing* (BX) and *MovieLens-1M* (ML) datasets published by GroupLens³. These datasets provide snapshots of real users' behavior and are widely used in a research literature for benchmarking recommendation algorithms. Beyond that, we choose these particular two datasets due to their substantial differences in an internal data structure. The MovieLens dataset contains very active users with a lot of feedback provided for various items. Conversely, the interactions data in the BookCrossing dataset is very scarce as users tend to provide their feedback to a considerably fewer number of items comparing to the full assortment.

This allows us to assess whether the resulting sparsity of the data affects the importance of a side information in terms of a

recommendation model's quality. As has been noted, the hypothesis behind this assessment is that the lack of collaborative information makes it more difficult to reveal intrinsic relations within the data without any side knowledge. In contrast, a sufficient amount of collaborative information may totally hinder the positive effect of a side knowledge. Moreover, if chosen side features do not play a significant role in a user decision-making process, recommendation models may suffer from learning non-representative relations.

As we are not interested in the rating prediction, the settings with only binary feedback are considered in our experiments. In the case of the BX dataset we select only the part with an implicit data. In these settings a recommendation model predicts how likely is a user to interact with a recommended book. We additionally preprocess the data by filtering out users with more than 2000 or less than 3 items in their preferences. Items with only one interaction are also removed. This resulted in the dataset with 15936 users, 87068 items and 0.033% density. The information about authors and publishers available in the dataset is used to build side similarity matrices.

The ML dataset is binarized with a threshold value of 4: lower ratings are filtered and the remaining ratings are set to 1. With this setup in the standard scenario a recommendation model predicts how likely is a user to rate a recommended movie with 4 or 5 stars. The resulting dataset consists of 6038 users, 3532 items and has a 2.7% density. It also contains genres information. However, genre list for each movie is sorted alphabetically and therefore lacks genre relevance data (we assume that more relevant genres come first in the description). We have restored genre ordering with the help of the TMDb database⁴ and additionally extracted *cast*, *directors* and *writers* information for each movie.

4.3 Baseline algorithms

We compare the proposed *HybridSVD* model to several standard baseline models, including *PureSVD*. We also provide comparison with *Factorization Machines* (FM) [26] as one of the most popular models which allows to easily incorporate any sort of side information within a uniform factorization framework. Below is the description of the implementation details for each model:

- *CB* is a simple content-based approach where recommendations are sorted with the help of aggregated similarity scores. In the *standard scenario* the aggregated *item scores* are $\mathbf{r} = \mathbf{S}\mathbf{p}$. It is used to directly order items by their similarity to a test user's preferences, encoded by a binary vector \mathbf{p} . In turn, in the *cold-start scenario* we calculate the aggregated *user scores* $\bar{\mathbf{r}} = \mathbf{R}\mathbf{c}$, where \mathbf{c} denotes the similarity of a cold-start item to other items. The resulting vector of scores $\bar{\mathbf{r}}$ represents how pertinent each user is to the cold-start item. This vector is also used as an input for the SVD-based models in the cold-start regime (see below). The choice of a particular similarity measure is described in Section 4.4.
- *PureSVD* is a simple SVD-based model which replaces all unobserved entries of the rating matrix with zeros and then applies standard truncated SVD [11]. The model is not directly applicable in the cold-start regime, as there is no preference information available.

³<https://grouplens.org/datasets/>

⁴<https://www.themoviedb.org>

- *PureSVD+CB* is a modification of PureSVD designed specifically for the cold-start scenario. It performs folding-in not for users, but for cold-start items. It takes an output \bar{r} of the CB model as a preference vector of a cold-start item against all known users. Then, for every cold-start item it generates prediction scores as $r \approx UU^T \bar{r}$, where matrix U is computed by the PureSVD model. The same technique is used for the hybrid folding-in as well, where \bar{r} is projected onto the latent feature space of users computed by HybridSVD.
- *FM* is a Factorization Machines model with ranking optimization objective. We use the implementation from the Graphlab Create software package⁵. The model uses general formulation with user and item biases and incorporates it into a binary prediction objective based on a sigmoid function. The optimization task is performed by the stochastic gradient descent (SGD) [6] with adaptive learning rate. Note, that in the case of implicit feedback the interactions matrix becomes complete (even though sparse), which would make the SGD-based optimization infeasible. However, instead of learning over all data points, the algorithm employs a negative sampling technique. It learns over all positive examples (rated items) and a chosen number of negative examples (unrated items) sampled randomly.
- *MP* model recommends top- n the most popular items (in the standard scenario) or the most active users with the highest overall number of preferences (in the cold-start scenario).
- *RND* model generates recommendations based on random item/user selection in standard/cold-start scenarios.

4.4 Feature selection

In order to filter out noisy or less meaningful features we conduct experiments with naive CB model based on 4 different similarity measures (see Figure 2): cosine similarity with row normalization, cosine similarity on top of *tf-idf*-transformation, Jaccard Index and Weighted (a.k.a. generalized) Jaccard Index [10]. The latter allows to compare sets with respect to the weights associated with set elements. This can be utilized to find similarities between feature sets that are meaningfully ordered (e.g. a list of movie actors sorted according to the importance of their role, or a list of genres sorted by their relevance to a movie). In such cases we used a reciprocal rank of a feature in a list to translate the order into a weight value.

Features producing the highest evaluation scores can be further combined. For example, in the case of k different types of features f_1, f_2, \dots, f_k with different similarity matrices S_1, S_2, \dots, S_k they can be combined in an inclusive $\sum_i^k S_i$ or exclusive $\prod_i^k S_i$ fashion depending on the desired outcome. We tried inclusive combinations in our experiments, however, this gave no improvement and we simply used a top-performing (*feature, similarity measure*) pair. More specifically, for the ML dataset we used *cast* information with the *weighted jaccard index* and for the BX dataset we used the *author* information with the *jaccard index*.

4.5 Hyper-parameters tuning

We assess the quality of algorithms in terms of MRR@10 and HR@10 with the main focus on the MRR metric. We note, that

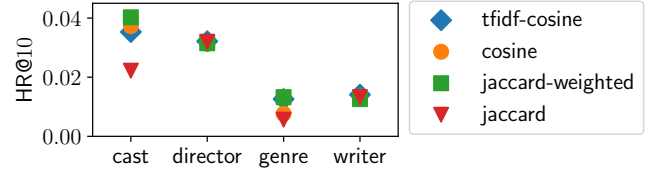


Figure 2: Candidate feature scores obtained on the MovieLens dataset with a simple content-based algorithm.

in our experiments the performance demonstrated by the algorithms in terms of the HR metric is highly correlated with the performance in terms of MRR. However, we used HR scores to monitor the generalization of algorithms. For example, during the model tuning phase in the FM case some sets of hyper-parameters could provide high values of MRR and considerably lower values of HR comparing to other sets. In order to avoid such overfitting, we shifted the selection of hyper-parameters towards slightly lower MRR but reasonably high HR.

We test all factorization models on a wide range of rank values (i.e. a number of latent features). The HybridSVD model is also evaluated for 3 different values of α : 0.1, 0.5 and 0.999. We note, that due to the optimality property of the truncated SVD, once the model is computed for some rank r_{max} with a fixed value of α , we immediately get an access to all the models with a lower rank $r < r_{max}$. Unlike the majority of MF methods, in order to obtain a rank- r model of HybridSVD (or PureSVD) it only requires to select the first r principal components of the model of rank r_{max} without any additional optimization. This significantly simplifies the hyper-parameter tuning procedure as it eliminates the need for expensive model recomputation during the grid-search.

Configuration of the FM model consists of the following hyper-parameters: regularization coefficients for the bias terms, interaction terms and ranking (negative sampling) terms, initial SGD step size, the number of negative samples and the number of epochs. In our experiments simpler SGD optimization was performing slightly better than ADAGRAD [13]. Note, that the hyper-parameters space of the FM model quickly becomes infeasible with increasing granularity of the parameters grid. Not only this model requires more parameters to tune, we also do not have a luxury of a simplified rank optimization as in the case of HybridSVD.

In order to deal with this issue we employ a *Random Search* strategy and limit the number of possible hyper-parameters combinations to 120. We additionally perform an extensive grid-search in the closest proximity of the hyper-parameters found during the Random Search phase. This allows to quickly test for more optimal values that could be missed due to randomization. The tuning is always performed on a single fold of cross-validation by additionally splitting it into train and validation sets. The parameters, found during this step are than fixed for all folds.

The source code for reproducing the work, all hyper-parameters values and the results of all our experiments are available at Github⁶.

⁵<https://turi.com/download/install-graphlab-create.html>

⁶<https://github.com/evfro/kdd2018>

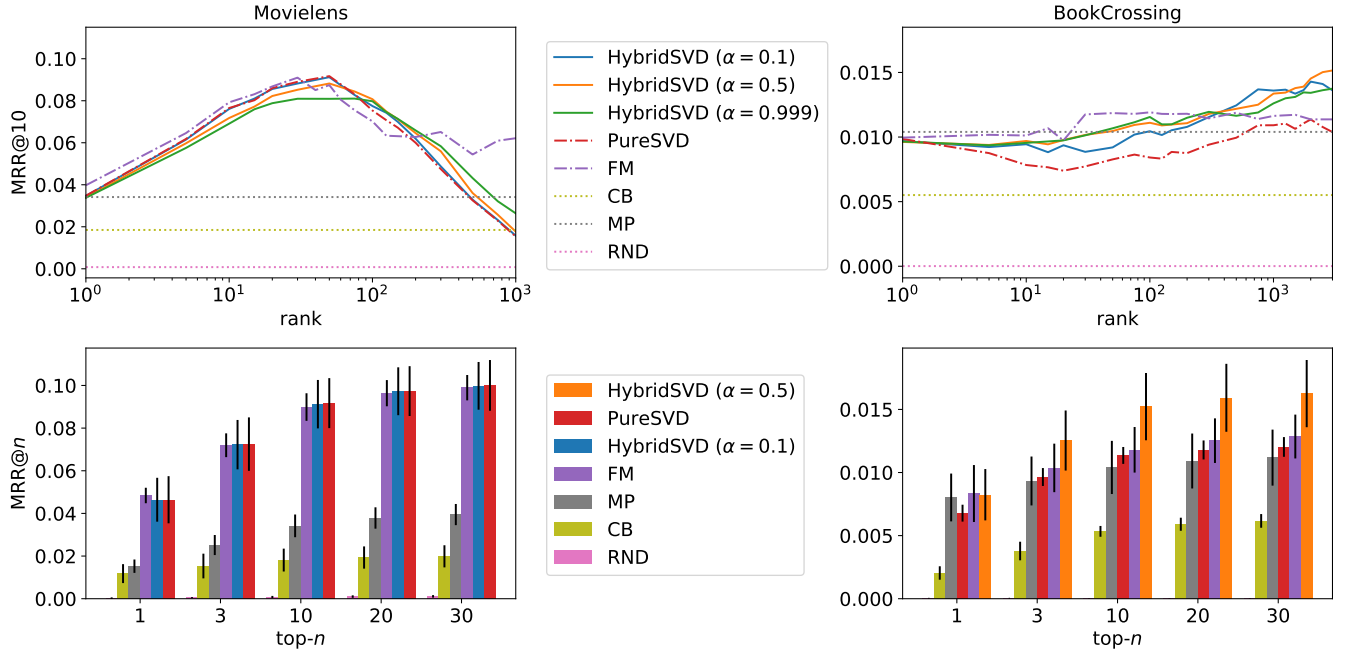


Figure 3: Experimentation results for standard scenario. The left column corresponds to Movielens, the right column - to BookCrossing. The first row represents rank estimation experiments, the second row - final evaluation of top- n recommendations quality. The confidence intervals are reported as black vertical lines on top of the bars.

5 RESULTS AND DISCUSSION

Results are reported in Figures 3 and 4. We report confidence intervals only for the final top- n recommendation results (bottom rows). Confidence regions for the rank estimation experiments (top rows) are not reported for the sake of picture clarity⁷.

As can be seen, HybridSVD models exhibit very different behavior on the two datasets. For highly sparse BX data, where the number of known preferences per user is much lower than in the ML case, even a simple information such as book author helps HybridSVD to learn a better representation of behavioral patterns, which is reflected by a generally higher quality of recommendations. The difference is more pronounced in the standard scenario (see the right column in Figure 3) than in the cold-start settings.

5.1 Standard scenario

Remarkably, the highest MRR score in the BX case, achieved by PureSVD at rank 2000 in standard scenario, can be achieved with HybridSVD ($\alpha = 0.5$) at rank 100. Moreover, unlike PureSVD, the score of some HybridSVD models exhibits a positive growth rate even at the rank 3200, at which we simply stopped our experiments. This means, that potentially even higher evaluation scores can be achieved (leaving aside the practical aspect of huge rank values).

It should be noted, that FM model also performs well on BX data in standard settings and achieves the best PureSVD score at the lowest among other models value of rank (around 30). However its maximum MRR score is much lower than the maximum score achieved by HybridSVD (see bottom-right graph of Figure 3). The

quality of the FM model also seems to be less sensitive to the rank value, when other hyper-parameters are optimally tuned. This is indicated by several almost flat regions on the rank estimation curves (top row).

In the ML case we were unable to outperform PureSVD in standard scenario (the left column in Figure 3) and almost all factorization models achieve similar results. The FM model requires slightly lower ranks to achieve the comparable quality in that case. Interesting to note, that HybridSVD with the highest value of α equal to 0.999 underperforms other factorization models. All this suggests that relying too much on the side information confuses the model.

This observation resonates well with the results of Pilászy and Tikk [24]. As the authors argue, “*even a few ratings are more valuable than metadata*”. Indeed, on the relatively *dense* movie ratings data additional features such as movie genres or actors seem to bring not enough new knowledge into an understanding of common patterns and probably lead to overspecialization of models.

In contrast, in the case of very *sparse* BX data higher contribution of item features (i.e. higher values of α) lead to a generally better quality of recommendations, which indicates that *without the side knowledge factorization models are unable to reliably recover hidden relations* and that using only the collaborative information in this case may be insufficient.

With the help of HybridSVD we demonstrate that the side knowledge allows to create additional “virtual” connections between related entities, which in turn helps to alleviate the lack of preferences data. Inability to account for such information in the PureSVD approach leads to its high sensitivity to the sparsity structure of an

⁷All confidence regions, however, can be found in the Github repository

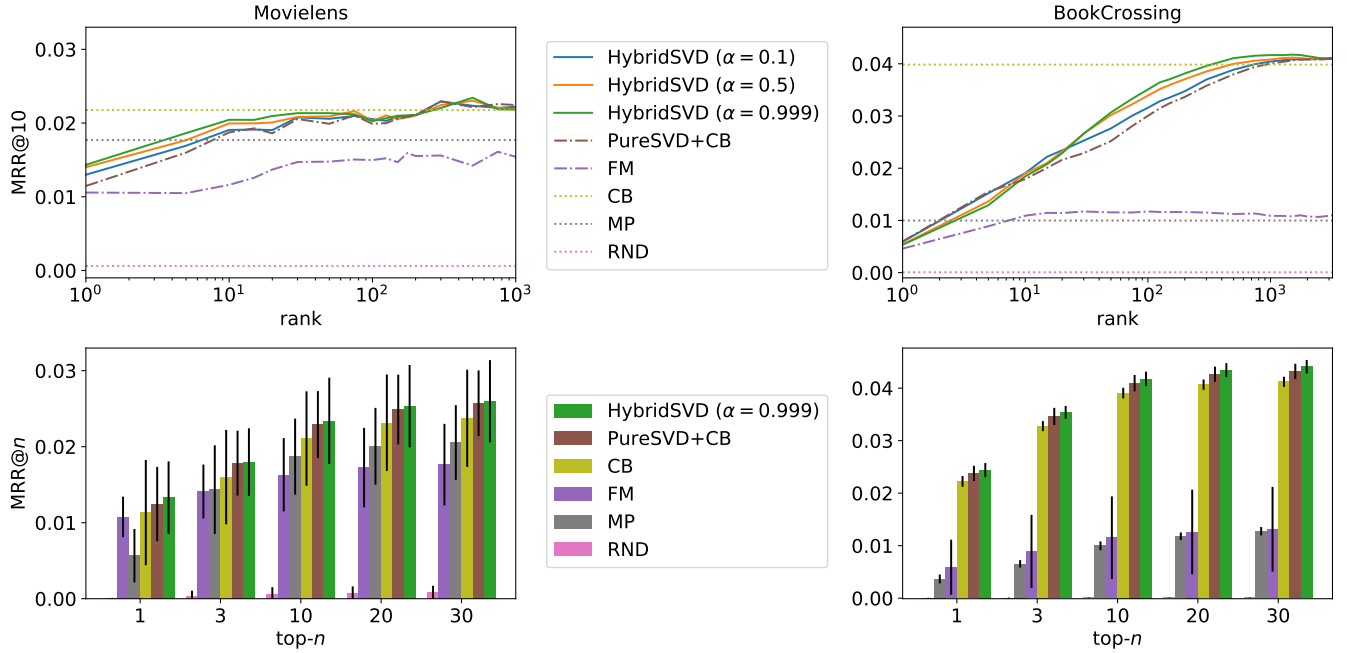


Figure 4: Experimentation results for item cold-start scenario. The left column corresponds to Movielens, the right column - to BookCrossing. The first row represents rank estimation experiments, the second row - final evaluation of top- n recommendations quality. The confidence intervals are reported as black vertical lines on top of the bars.

input data. This result addresses at least partially the question from the end of Section 2.1.

5.2 Cold-start scenario

In the cold-start settings HybridSVD consistently outperforms the FM model sometimes by a significant margin (see Figure 4). A possible reason is that HybridSVD uses more data to generate recommendations. It utilizes the information about similarity of items based on their features, while the FM model directly relies on the latent representations of the features, when no preferences data is available. This puts the models into a sort of unfair comparison.

One possible way to avoid that is to perform the folding-in optimization in the FM model and try to fit the similarity data instead of interactions. Such incremental updates could potentially improve the quality of the model. However, this is not as straightforward as a simple matrix-vector multiplication provided by HybridSVD and requires additional model modifications.

Another common observation is that the CB approach, which relies on a simple heuristic, performs remarkably well comparing to more sophisticated models. Even though it is formally outperformed by the HybridSVD approach, the difference between them is negligibly small. Moreover, even the PureSVD+CB model behaves comparably to HybridSVD, except that the rank of HybridSVD to achieve the same quality is 5–10x smaller.

The performance of the HybridSVD approach is consistent, favoring the higher values of α . Unsurprisingly, in the cold-start regime it relies a lot on the side information for both datasets. Generally, the proposed approach provides a flexible tool to control the

contribution of side features into the model’s predictions. It allows to adjust recommendations based on the meaningfulness of the side information. Moreover, independently of how representative the side information is, it allows to enforce the desired latent feature space structure as in the example with genres in Figure 1.

6 RELATED WORK

Many hybrid recommender systems has been designed and explored to date and a great amount of work has been devoted to incorporating side information into matrix factorization algorithms in particular. We group various hybridization approaches into several categories, depending on a particular choice of data preprocessing steps and/or optimization techniques. A wide class of hybrid factorization methods follows an idea of *transformation* [8, 24, 27], where latent features undergo various linear transformations based on a side information. Some other methods can be categorized as *aggregation* methods [23, 31], where feature-based relations are imposed on the interactions data and are used for learning aggregated representations. In the *augmentation* approach features are represented as dummy variables that extend the model [20]. There is also a number of *probabilistic approaches* [16, 25] and other methods that introduce additional feature-related regularization on the optimization objectives [4, 9, 21].

The flexibility of these methods is based on a more general problem formulation, which does not preserve the main benefits of the SVD-based approach, such as global convergence guarantees, direct folding-in computation and a simple rank value tuning by a truncation of factors. In turn, the SVD-based approach is less

flexible and has received a much lower attention from the hybrid systems perspective. It was shown to be a convenient *intermediate tool* for factorizing combined representations of feature matrices and collaborative data [3, 30]. However, to the best of our knowledge, there were no attempts for developing an integrated hybrid SVD-based approach where interactions data and side information would be jointly factorized and directly generate a ready for use *end model*, such as HybridSVD.

7 CONCLUSIONS AND FURTHER RESEARCH

We have generalized PureSVD approach to support user and item side information. The model allows to saturate collaborative data with additional feature-based relations and in certain cases improve the quality of recommendations. The model seems to be especially suitable for the data with scarce user activity, when a number of observed user preferences is low. In a “saturated” environment with high amount of user feedback the model seems to provide no benefit over PureSVD. We have also proposed an efficient computation scheme for both model construction and recommendation generation in the online settings.

The pre-processing step of HybridSVD, despite being a flexible instrument for adjusting the contribution of a side information into the final prediction quality, requires some amount of efforts. Finding a way to avoid an explicit construction of the side similarity matrices seems to be an interesting direction for further research.

ACKNOWLEDGMENTS

This material is based on the work supported by the Russian Science Foundation under grant 17-11-01376.

REFERENCES

- [1] Hervé Abdi. 2007. Singular value decomposition (SVD) and generalized singular value decomposition. *Encyclopedia of measurement and statistics*. Thousand Oaks (CA): Sage (2007), 907–12.
- [2] Gediminas Adomavicius and Alexander Tuzhilin. 2005. Toward the next generation of recommender systems: A survey of the state-of-the-art and possible extensions. *IEEE transactions on knowledge and data engineering* 17, 6 (2005), 734–749.
- [3] Yusuke Ariyoshi and Junzo Kamahara. 2010. A hybrid recommendation method with double SVD reduction. In *International Conference on Database Systems for Advanced Applications*. Springer, 365–373.
- [4] Iman Barjasteh, Rana Forsati, Farzan Masrour, Abdol-Hossein Esfahanian, and Hayder Radha. 2015. Cold-start item and user recommendation with decoupled completion and transduction. In *Proceedings of the 9th ACM Conference on Recommender Systems*. ACM, 91–98.
- [5] Daniel Billsus and Michael J Pazzani. 1998. Learning Collaborative Information Filters.. In *icml*, Vol. 98. 46–54.
- [6] Léon Bottou. 2012. Stochastic gradient descent tricks. In *Neural networks: Tricks of the trade*. Springer, 421–436.
- [7] Robin Burke. 2002. Hybrid recommender systems: Survey and experiments. *User modeling and user-adapted interaction* 12, 4 (2002), 331–370.
- [8] Tianqi Chen, Linpeng Tang, Qin Liu, Diyi Yang, Saining Xie, Xuezhi Cao, Chunyang Wu, Enpeng Yao, Zhengyang Liu, Zhansheng Jiang, et al. 2012. Combining factorization model and additive forest for collaborative followee recommendation. *KDD CUP* (2012).
- [9] Yifan Chen and Xiang Zhao. 2017. Leveraging High-Dimensional Side Information for Top-N Recommendation. *arXiv preprint arXiv:1702.01516* (2017).
- [10] Flavio Chierichetti, Ravi Kumar, Sandeep Pandey, and Sergei Vassilvitskii. 2010. Finding the jaccard median. In *Proceedings of the twenty-first annual ACM-SIAM symposium on Discrete Algorithms*. SIAM, 293–311.
- [11] Paolo Cremonesi, Yehuda Koren, and Roberto Turrin. 2010. Performance of recommender algorithms on top-n recommendation tasks. *Proc. fourth ACM Conf. Recomm. Syst. - RecSys '10*.
- [12] Mukund Deshpande and George Karypis. 2004. Item-based top-n recommendation algorithms. *ACM Transactions on Information Systems (TOIS)* 22, 1 (2004), 143–177.
- [13] John Duchi, Elad Hazan, and Yoram Singer. 2011. Adaptive subgradient methods for online learning and stochastic optimization. *Journal of Machine Learning Research* 12, Jul (2011), 2121–2159.
- [14] Michael D Ekstrand, John T Riedl, Joseph A Konstan, et al. 2011. Collaborative filtering recommender systems. *Foundations and Trends® in Human-Computer Interaction* 4, 2 (2011), 81–173.
- [15] Gene H Golub and Charles F Van Loan. 2012. *Matrix computations* (4th ed.). The Johns Hopkins University Press.
- [16] Asela Gunawardana and Christopher Meek. 2009. A unified approach to building hybrid recommender systems. In *Proceedings of the third ACM conference on Recommender systems*. ACM, 117–124.
- [17] Dohyun Kim and Bong-Jin Yum. 2005. Collaborative filtering based on iterative principal component analysis. *Expert Systems with Applications* 28, 4 (2005), 823–830.
- [18] Yehuda Koren, Robert Bell, and Chris Volinsky. 2009. Matrix factorization techniques for recommender systems. *Computer* 42, 8 (2009).
- [19] Cornelius Lanczos. 1950. *An iteration method for the solution of the eigenvalue problem of linear differential and integral operators*. United States Governm. Press Office Los Angeles, CA.
- [20] Amir Hossein Nabizadeh, Alípio Mário Jorge, Suhua Tang, and Yi Yu. 2016. Predicting User Preference Based on Matrix Factorization by Exploiting Music Attributes. In *Proceedings of the Ninth International C* Conference on Computer Science & Software Engineering*. ACM, 61–66.
- [21] Jennifer Nguyen and Mu Zhu. 2013. Content-boosted matrix factorization techniques for recommender systems. *Statistical Analysis and Data Mining* 6, 4 (2013), 286–301.
- [22] Athanasios N Nikolakopoulos, Vassilis Kalantzis, and John D Garofalakis. 2015. EIGENREC: An efficient and scalable latent factor family for top-N recommendation. *arXiv preprint arXiv:1511.06033* (2015).
- [23] Xia Ning and George Karypis. 2012. Sparse linear methods with side information for top-n recommendations. In *Proceedings of the sixth ACM conference on Recommender systems*. ACM, 155–162.
- [24] István Pilászy and Domonkos Tikk. 2009. Recommending new movies: even a few ratings are more valuable than metadata. In *Proceedings of the third ACM conference on Recommender systems*. ACM, 93–100.
- [25] Ian Porteous, Arthur U Asuncion, and Max Welling. 2010. Bayesian Matrix Factorization with Side Information and Dirichlet Process Mixtures.. In *AAAI Conference on Data Mining (ICDM)*. IEEE, 995–1000.
- [26] Steffen Rendle. 2010. Factorization machines. In *2010 IEEE 10th International Conference on Data Mining (ICDM)*. IEEE, 995–1000.
- [27] Sujoy Roy and Sharat Chandra Guntuku. 2016. Latent factor representations for cold-start video recommendation. In *Proceedings of the 10th ACM Conference on Recommender Systems*. ACM, 99–106.
- [28] Badrul Sarwar, George Karypis, Joseph Konstan, and John Riedl. 2000. *Application of dimensionality reduction in recommender system-a case study*. Technical Report. Minnesota Univ Minneapolis Dept of Computer Science.
- [29] Gilbert Strang. 2006. *Linear Algebra and Its Applications* (4th ed.). Brooks Cole.
- [30] Panagiotis Symeonidis. 2008. Content-based dimensionality reduction for recommender systems. In *Data Analysis, Machine Learning and Applications*. Springer, 619–626.
- [31] Xin Xin, Dong Wang, Yue Ding, and Chen Lini. 2016. FHSM: Factored Hybrid Similarity Methods for Top-N Recommender Systems. In *Asia-Pacific Web Conference*. Springer, 98–110.