

Optimizing Spectral Sums using Randomized Chebyshev Expansions

Insu Han ^{*} Haim Avron [†] Jinwoo Shin ^{*}

December 3, 2024

Abstract

The trace of matrix functions, often called spectral sums, e.g., rank, log-determinant and nuclear norm, appear in many machine learning tasks. However, optimizing or computing such (parameterized) spectral sums typically involves the matrix decomposition at the cost cubic in the matrix dimension, which is expensive for large-scale applications. Several recent works were proposed to approximate large-scale spectral sums utilizing polynomial function approximations and stochastic trace estimators. However, all prior works on this line have studied biased estimators, and their direct adaptations to an optimization task under stochastic gradient descent (SGD) frameworks often do not work as accumulated biased errors prevent stable convergence to the optimum. To address the issue, we propose the provable optimal unbiased estimator by randomizing Chebyshev polynomial degrees. We further introduce two additional techniques for accelerating SGD, where key ideas are on sharing randomness among many estimations during the iterative procedure. Finally, we showcase two applications of the proposed SGD schemes: matrix completion and learning Gaussian process, under the real-world datasets.

1 Introduction

Given a symmetric matrix $A \in \mathbb{R}^{d \times d}$ and a real-valued scalar function $f : \mathbb{R} \rightarrow \mathbb{R}$, we are interested in $\sum_{i=1}^d f(\lambda_i)$ where λ_i 's are eigenvalues (or singular values) of A . This is the trace of matrix $f(A)$ and often called *spectral sums* as an important sub-class of *spectral functions*. Examples of spectral sums include log-determinant, matrix rank, trace of inverse, Schatten p -norm (or nuclear norm when $p = 1$) and von Neumann entropy, which correspond to $f(x) = \log x$, $f(x) = x^0$, $f(x) = x^{-1}$, $f(x) = x^p$ and $f(x) = x \log x$, respectively. Spectral sums ubiquitously appear for training and inferring many machine learning models: just to name a few, recommendation with low-rank matrix recovery [14], kernel learning in Gaussian graphical models [21, 9], hyperparameter learning in Gaussian process [22], partition function in Gaussian Markov random field [24], matrix rank estimation [28], determinant point processes [13] and principal component regression [12].

In this paper, our goal is to develop efficient algorithms solving generic optimization tasks associated with large-scale spectral sums. To this end, first observe that computing large-scale spectral sums is even hard as the popular methods using matrix factorizations (e.g., eigendecomposition or Cholesky decomposition) have $O(d^3)$ complexity with respect to the

^{*}School of Electrical Engineering, Korea Advanced Institute of Science and Technology, Daejeon, Korea (insu.han@kaist.ac.kr, jinwoos@kaist.ac.kr).

[†]Department of Applied Mathematics, Tel Aviv University, Tel Aviv 6997801, Israel (haimav@post.tau.ac.il).

matrix dimension d and the cubic complexity is often infeasible or expensive for large-scale applications. Hence, optimizing an objective involving large-scale spectral sums is expected to be even harder. To approximate large-scale spectral sums, several methods have been recently proposed [19, 6, 8, 20, 27, 3, 18] where their common underlying principle is on utilizing polynomial function approximations, e.g., Talyor series, and stochastic trace estimators, e.g., Hutchinson method [10, 1]. They can perform only matrix-vector multiplications a few times regardless of the matrix dimension, and complexities are $O(d^2)$ for general matrices and $O(d)$ for some structured ones, e.g., low-rank, sparse or Toeplitz.

The recent advances for approximating spectral sums also can be adopted naturally for approximating their gradients. Hence, one can design efficient gradient descent algorithms for optimizing spectral sums of large-scale (parameterized) matrices, e.g., Dong et al. [4] applied the idea for hyperparameter learning in Gaussian process. However, the gradient estimations should be biased since every prior method on this line truncates a polynomial series up to a certain degree. Hence, accumulated errors over iterations would prevent stable convergence to the optimum. For compensating the errors, one can choose a large polynomial degree, but it increases their overall complexity.

Contribution. We aim for developing stochastic methods, like SGD [2] and SVRG [11], for fast and stable convergence to the optimum. To this end, it is crucial to design an unbiased gradient estimator. Based upon the recent frameworks for approximating spectral sums, our one-step further idea is to select polynomial series randomly, i.e., the truncated polynomial degree is drawn under some distribution. We indeed prove that it leads to the desired unbiased estimators, for both spectral sums and their gradients, under some mild condition on the degree distribution.

In particular, we focus on the Chebyshev series expansion due to its near optimality in approximation [16] and analytic tractability. Our main contribution is to establish the provable optimal degree distribution minimizing the estimators' variances in the Chebyshev case. We remark that our proof techniques are more broadly applicable to any other orthogonal polynomial series expansions (e.g., Legendre) to derive the corresponding optimal degree distribution as long as their coefficients are exponentially decaying.

Now one can apply the proposed unbiased gradient estimator to the SGD and SVRG frameworks for optimizing parameterized spectral sums (see Section 4 for details). For the SVRG case, we further suggest to share randomness, i.e., random polynomial degrees and random vectors for trace estimating, among many gradient estimates for reducing variances of respective estimations, where a similar idea was demonstrated by Han et al. [7] for comparisons of log-determinants. For the SGD case, the idea can be used for improving line search schemes to find a good step-size, but now one has to share randomness among estimates on spectral sums (not their gradients).

Finally, we showcase two applications of our methods: matrix completion and learning Gaussian process that require optimizing certain parameterized spectral sums, i.e., nuclear norm and log-determinant, respectively. Our experimental results confirm that the proposed algorithms are significantly faster than other competitors under large-scale real-world instances, as reported in Section 5. In particular, for learning Gaussian process under the natural sound dataset, our generic method runs 8 times faster than the recent method [4] specialized for the purpose.

2 Preliminaries

Notation. We write vectors in bold and matrices as capital alphabets, e.g. $\mathbf{v} \in \mathbb{R}^d, A \in \mathbb{R}^{d \times d}$. We denote the family of real symmetric matrices of dimension d by $\mathcal{S}^{d \times d}$. We use $\|A\|_{\text{mv}}$ to denote the time-complexity of multiplying A with a vector. In general, for $A \in \mathcal{S}^{d \times d}$ we have $\|A\|_{\text{mv}} = O(d^2)$, but for some structured matrices, e.g. low-rank, sparse or Toeplitz matrices, it is possible to have $\|A\|_{\text{mv}} = o(d^2)$. We write the gradient operator with respect to parameter θ as ∇_{θ} . For scalar differentiable function $f : \mathbb{R} \rightarrow \mathbb{R}$, we denote its derivative by f' . We use the notation $\mathbb{E}_X[\cdot]$ to denote the expectation taken over the random variable(s) X .

2.1 Chebyshev Expansion

Let $f : \mathbb{R} \rightarrow \mathbb{R}$ be an analytic function on $[-1, 1]$. The Chebyshev series of f is

$$f(x) = \sum_{j=0}^{\infty} b_j T_j(x), \quad b_j = \frac{2 - \mathbb{1}_{j=0}}{\pi} \int_{-1}^1 \frac{f(x) T_j(x)}{\sqrt{1-x^2}} dx$$

In the above,

$$\mathbb{1}_{j=0} = \begin{cases} 1 & \text{if } j = 0 \\ 0 & \text{otherwise} \end{cases}$$

and $T_j(x)$ is the Chebyshev polynomial (of the first kind) of degree j . An important property of the Chebyshev polynomials is the following recursive formula:

$$T_{j+1}(x) = 2xT_j(x) - T_{j-1}(x), \quad T_1(x) = x, \quad T_0(x) = 1.$$

The Chebyshev polynomials are orthogonal with respect to the weight function $w(x) = 1/\sqrt{1-x^2}$, i.e.,

$$\int_{-1}^1 \frac{T_i(x) T_j(x)}{\sqrt{1-x^2}} dx = \begin{cases} 0 & \text{if } i \neq j, \\ \frac{\pi}{2} & \text{otherwise.} \end{cases} \quad (1)$$

The Chebyshev series can be used to approximate $f(x)$ via simply truncating the higher orders terms, i.e.,

$$f(x) \approx p_n(x) := \sum_{j=0}^n b_j T_j(x).$$

We call $p_n(x)$ the *truncated Chebyshev series* of degree n . For analytic functions, the approximation error (in the uniform norm) decays exponentially, as the following lemma shows.

Lemma 1 ([26], Theorems 8.1 and 8.2) *Suppose function f is analytic with $|f(z)| \leq U$ in the region bounded by the ellipse with foci $+1, -1$ and sum of major and minor semi-axis lengths equals to $\rho > 1$. Then, for $j \geq 0$, it follows that*

$$|b_j| \leq \frac{2U}{\rho^j}, \quad \sup_{x \in [-1, 1]} |f(x) - p_n(x)| \leq \frac{4U}{(\rho - 1)\rho^n}.$$

Other polynomial approximations scheme, e.g., Taylor, have been proposed. In this paper, we focus on the Chebyshev approximation due to its superior empirical performance and rigorous error analysis.

The weight function $w(x) = 1/\sqrt{1-x^2}$ can be used to define an inner product on the space of continuous functions on $[-1, 1]$:

$$\langle f, g \rangle_C := \int_{-1}^1 \frac{f(x)g(x)}{\sqrt{1-x^2}} dx.$$

The corresponding norm is $\|f\|_C := \sqrt{\langle f, f \rangle_C}$. All of the above discussion can be straightforwardly generalized to functions analytic on an arbitrary closed interval.

2.2 Approximating Spectral sums

Given a matrix $A \in \mathcal{S}^{d \times d}$ and a function $f : \mathbb{R} \rightarrow \mathbb{R}$, the *spectral sum* of A with respect to f is

$$\Sigma_f(A) := \text{tr}(f(A)) = \sum_{i=1}^d f(\lambda_i),$$

where $\text{tr}(\cdot)$ is the matrix trace and $\lambda_1, \lambda_2, \dots, \lambda_d$ are eigenvalues of A .¹ Spectral sums are a special, but important, case of *spectral functions* (a function from a matrix to scalar that depends only on the eigenvalues of the matrix). Indeed, one can easily verify that $\Sigma_{\log}(A) = \log \det A$, $\Sigma_{x^{-1}}(A) = \text{tr}(A^{-1})$, $\Sigma_{x^p}(A) = \|A\|_p^p$ (Schatten p -norm), and $\Sigma_{\exp}(A)$ is equal to the Estrada index.

Computing $\Sigma_f(A)$ exactly is expensive. For a general f , one needs to compute all eigenvalues, while for some functions simpler types of decomposition might suffice (e.g., $\Sigma_{\log}(A)$ can be computed using Cholesky decomposition). Therefore, the general complexity of computing spectral sums is $O(d^3)$, which is clearly not feasible when d is very large, as is common in many machine learning applications. Hence, it is not surprising that recent literature proposes methods to approximate the spectral sums. Han et al. [8] recently suggested a fast randomized algorithm for approximating spectral sums based on Chebyshev series and Monte-Carlo trace estimators (called Hutchinson method):

$$\Sigma_f(A) = \text{tr}(f(A)) \approx \text{tr}(p_n(A)) = \mathbb{E}_{\mathbf{v}} [\mathbf{v}^\top p_n(A) \mathbf{v}] \approx \frac{1}{m} \sum_{k=1}^m \mathbf{v}^{(k)\top} \left(\sum_{j=0}^n b_j \mathbf{w}_j^{(k)} \right) \quad (2)$$

where $\mathbf{w}_{j+1}^{(k)} = 2A\mathbf{w}_j^{(k)} - \mathbf{w}_{j-1}^{(k)}$, $\mathbf{w}_1^{(k)} = A\mathbf{v}$, $\mathbf{w}_0^{(k)} = \mathbf{v}^{(k)}$, and $\{\mathbf{v}^{(k)}\}_{k=1}^m$ are Rademacher random vectors, i.e., each coordinate of $\mathbf{v}^{(k)}$ is an i.i.d. random variable in $\{-1, 1\}$ with equal probability $1/2$ (Gaussian and unit random vectors can also be used [10, 1, 23], however, Rademacher random vectors have smaller variance [23]). The approximation (2) can be computed using only matrix-vector multiplications, vector-vector inner-products and vector-vector additions $O(mn)$ times each. Thus, the time-complexity of computing (2) is $O(mn\|A\|_{\text{mv}} + mnd) = O(mn\|A\|_{\text{mv}})$. In particular, when $mn \ll d$, $\|A\|_{\text{mv}} = o(d^2)$, the method is significantly cheaper than $O(d^2)$. The recent work by Han et al. [8] shows that indeed $mn \ll d$ suffice in quite a few applications.

In this paper, we take this technique one-step further, and suggest a method to optimize spectral sums of parameterized matrices using Chebyshev approximation and Monte-Carlo trace estimators.

¹Throughout this paper, we assume that f is well-defined for all eigenvalues of A .

3 Stochastic Gradients of Spectral sums

Our main goal is to solve the following optimization involving spectral sums:

$$\min_{\theta \in \mathbb{R}^{d'}} \Sigma_f(A(\theta)) + g(\theta), \quad (3)$$

where $A : \mathbb{R}^{d'} \rightarrow \mathcal{S}^{d \times d}$ is a function of parameter $\theta = [\theta_i] \in \mathbb{R}^{d'}$ and $g : \mathbb{R}^{d'} \rightarrow \mathbb{R}$ is some function whose derivative with respect to any parameter θ is computationally easy to obtain. Gradient-descent type methods are natural candidates for tackling such problems. However, while it is usually possible to compute the gradient of $\Sigma_f(A(\theta))$, this is typically very expensive and often infeasible. Thus, we turn to stochastic methods, like SGD [2] and SVRG [11]. In order to apply stochastic methods, one needs unbiased estimates of the gradient. The goal of this section is to propose a computationally efficient method to generate stochastic gradients for $\Sigma_f(A(\theta))$.

3.1 Stochastic Gradients for Polynomials

We begin by observing that if f is a polynomial, given in terms of the Chebyshev basis (or in any other basis for which we have a recursive formula), then it computes stochastic gradients for $\Sigma_f(A(\theta))$. Specifically, for $p_n(x) = \sum_{j=0}^n b_j T_j(x)$, we have

$$\begin{aligned} \frac{\partial}{\partial \theta_i} \Sigma_{p_n}(A) &= \frac{\partial}{\partial \theta_i} \text{tr}(p_n(A)) = \frac{\partial}{\partial \theta_i} \mathbb{E}_{\mathbf{v}} [\mathbf{v}^\top p_n(A) \mathbf{v}] \\ &= \mathbb{E}_{\mathbf{v}} \left[\frac{\partial}{\partial \theta_i} \mathbf{v}^\top p_n(A) \mathbf{v} \right] \\ &\approx \frac{1}{m} \sum_{k=1}^m \frac{\partial}{\partial \theta_i} \mathbf{v}^{(k)\top} p_n(A) \mathbf{v}^{(k)} \\ &= \frac{1}{m} \sum_{k=1}^m \mathbf{v}^{(k)\top} \left(\sum_{j=0}^n b_j \frac{\partial \mathbf{w}_j^{(k)}}{\partial \theta_i} \right) \end{aligned} \quad (4)$$

where $\mathbf{v}^{(1)}, \dots, \mathbf{v}^{(m)}$ are i.i.d. Rademacher random vectors, and $\partial \mathbf{w}_j^{(k)} / \partial \theta_i$ are given by the following recursive formula:

$$\begin{aligned} \frac{\partial \mathbf{w}_{j+1}^{(k)}}{\partial \theta_i} &= 2 \left(\frac{\partial A}{\partial \theta_i} \mathbf{w}_j^{(k)} + A \frac{\partial \mathbf{w}_j^{(k)}}{\partial \theta_i} \right) - \frac{\partial \mathbf{w}_{j-1}^{(k)}}{\partial \theta_i} \\ \frac{\partial \mathbf{w}_0^{(k)}}{\partial \theta_i} &= \mathbf{0}, \quad \frac{\partial \mathbf{w}_1^{(k)}}{\partial \theta_i} = \frac{\partial A}{\partial \theta_i} \mathbf{v}^{(k)}. \end{aligned} \quad (5)$$

In the above, the interchange between derivative and expectation is valid by the Leibniz rule if all partial derivatives $\partial A_{j,k} / \partial \theta_i$ for $j, k = 1, \dots, d, i = 1, \dots, d'$ exist and are continuous. Furthermore, we note that in order to compute (5) only matrix-vector products with A and $\partial A / \partial \theta_i$ are needed. Thus, stochastic gradients of spectral sums involving polynomials of degree n can be computed in $O(mn(\|A\|_{\text{mv}} d' + \sum_{i=1}^{d'} \|\frac{\partial A}{\partial \theta_i}\|_{\text{mv}}))$. As we shall see in Section 5, the complexity can be further reduced or amortized in certain cases.

The above estimator can be leveraged to approximate gradients for spectral sums of analytic functions by using the truncated Chebyshev series: $\nabla_{\theta} \Sigma_f(A(\theta)) \approx \nabla_{\theta} \Sigma_{p_n}(A(\theta))$. Indeed, Dong

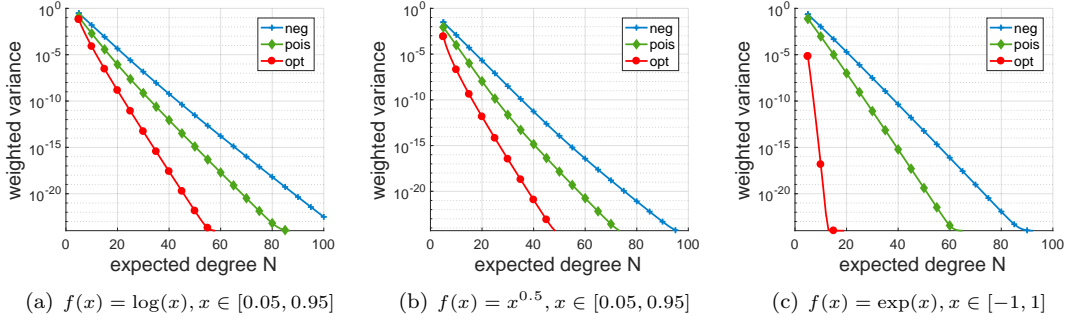


Figure 1: Chebyshev weighted variance for three degree distributions: negative binomial (neg), Poisson (pois) and proposed optimal distribution (opt) with the mean 10 when function is (a) $\log x$, (b) \sqrt{x} and (c) $\exp(x)$, respectively. Observe that “opt” has the smallest variance among all distributions.

et al. [4] recently explored this technique in the context of maximum likelihood estimation. However, if f is not a polynomial, the truncated Chebyshev series p_n is not equal to f , so the above estimator is biased, i.e. $\nabla_{\theta} \Sigma_f(A) \neq \mathbb{E} [\nabla_{\theta} \mathbf{v}^{\top} p_n(A) \mathbf{v}]$. Since unbiased stochastic gradients are crucial for stochastic optimization, in the next section we show how stochastic gradients can be obtained by randomizing the truncation degree.

3.2 Unbiased Stochastic Gradients

The essential reason why (2) and (4) are biased is because they approximate an analytic function f via a polynomial p_n with fixed degree. Unless f is a polynomial itself, there exists an x_0 (usually uncountably many) for which $f(x_0) \neq p_n(x_0)$, so if A has an eigenvalue at x_0 we have $\Sigma_f(A) \neq \Sigma_{p_n}(A)$. Thus, one cannot hope that the estimate (2), let alone the gradient estimate (4), to be unbiased for *all* matrices A (though, it might be possibly unbiased for certain structured matrices). To avoid deterministic truncation errors, we can turn to randomization. That is, design some distribution \mathcal{D} on polynomials such that for every x we have $\mathbb{E}_{p \sim \mathcal{D}} [p(x)] = f(x)$. This guarantees $\mathbb{E}_{p \sim \mathcal{D}} [\text{tr}(p(A))] = \Sigma_f(A)$ from the linearity of expectation.

We propose to build such a distribution on polynomials by using truncated Chebyshev expansions where the truncation degree is stochastic. Let $\{q_i\}_{i=0}^{\infty} \subset (0, 1)$ be a set of numbers such that $\sum_{i=0}^{\infty} q_i = 1$ and $\sum_{i=r}^{\infty} q_i > 0$ for all $r \geq 0$. We now define for $r = 0, 1, \dots$:

$$\hat{p}_r(x) := \sum_{j=0}^r \frac{b_j}{1 - \sum_{i=0}^{j-1} q_i} T_j(x). \quad (6)$$

Note that $\hat{p}_r(x)$ can be obtained from $p_r(x)$ by re-weighting each coefficient according to $\{q_i\}_{i=0}^{\infty}$. Next, let n be a random variable taking non-negative integer values, and defined according to $\Pr(n = r) = q_r$. Under certain conditions on $\{q_i\}_{i=0}^{\infty}$, we have (see Lemma 2)

$$\mathbb{E}_n [\hat{p}_n(x)] = f(x).$$

Thus, $\hat{p}_n(\cdot)$ can be used to derive unbiased estimators of $\Sigma_f(A)$ and $\nabla_{\theta} \Sigma_f(A)$.

Lemma 2 *Suppose that f is an analytic function on some closed interval, and that all partial derivatives $\partial A_{j,k} / \partial \theta_i$ for $j, k = 1, \dots, d, i = 1, \dots, d'$ exist and are continuous. For any degree*

distribution on non-negative integers $\{q_i \in (0, 1) : \sum_{i=0}^{\infty} q_i = 1, \sum_{r=i}^{\infty} q_r > 0, \forall i \geq 0\}$ satisfying $\lim_{n \rightarrow \infty} \sum_{i=n+1}^{\infty} q_i \widehat{p}_n(x) = 0$ for all x , it holds

$$\mathbf{E}_{\mathbf{v},n} [\mathbf{v}^\top \widehat{p}_n(A) \mathbf{v}] = \Sigma_f(A), \quad (7)$$

$$\mathbf{E}_{\mathbf{v},n} [\nabla_\theta \mathbf{v}^\top \widehat{p}_n(A) \mathbf{v}] = \nabla_\theta \Sigma_f(A). \quad (8)$$

where the expectations are taken over the joint distribution on random degree n and Rademacher random vector \mathbf{v} .

The proof of the above lemma is given in the supplementary material. We emphasize that (7) and (8) hold for any distribution $\{q_i\}$ on non-negative integers for which the conditions stated in Lemma 2 holds, e.g., geometric, Poisson or negative binomial. For fast and stable convergence of gradient descent iterations, one has to choose $\{q_i\}$ so that the variances of randomized unbiased estimators based on (7) and (8) are small. In the next section, we find a distribution that is optimal in some formal sense.

3.3 Optimal Degree Distribution

The number of freedoms to choose $\{q_i\}$ is infinite for achieving small variances of (7) or (8). Thus, if we address them as optimization formulations, they might be intractable to solve and analyze. Hence, we introduce the following simplified analytic approach studying the scalar function f , where one can naturally expect that the resulting distribution $\{q_i\}$ also provides good variances for the matrix cases of (7) and (8).

We first define the variance of randomized Chebyshev expansion (6) via the Chebyshev weighted norm as

$$\text{Var}_C(\widehat{p}_n) := \mathbf{E}_n \left[\|\widehat{p}_n - f\|_C^2 \right]. \quad (9)$$

The primary reason why we consider the above variance is because it allows the following analytic expression utilizing the orthogonality of Chebyshev polynomials.

Lemma 3 *Suppose $\{b_j\}$ are coefficients of the Chebyshev series for analytic function f and \widehat{p}_n is its randomized Chebyshev expansion (6). Then, it holds that*

$$\text{Var}_C(\widehat{p}_n) = \frac{\pi}{2} \sum_{j=1}^{\infty} b_j^2 \left(\frac{\sum_{i=0}^{j-1} q_i}{1 - \sum_{i=0}^{j-1} q_i} \right). \quad (10)$$

The proof of the above lemma is given in the supplementary material.

Now, one can observe from (10) that the variance might be small if the distribution $\{q_i\}$ is concentrated on large integers (since b_j is exponentially decaying due to Lemma 1). However, this choice increases the (expected) complexities of estimators from (7) and (8). Hence, one has to find a good distribution given target complexity, i.e., the expected polynomial degree N . Namely, the optimization formulation should be constrained by $\sum_{i=1}^{\infty} i q_i = N$ for some constant $N \geq 0$ as follows:

$$\begin{aligned} & \min_{\{q_i\}_{i=0}^{\infty}} \sum_{j=1}^{\infty} b_j^2 \left(\frac{\sum_{i=0}^{j-1} q_i}{1 - \sum_{i=0}^{j-1} q_i} \right) \\ & \text{subject to } \sum_{i=1}^{\infty} i q_i = N, \sum_{i=0}^{\infty} q_i = 1 \text{ and } q_i \geq 0. \end{aligned}$$

Solving the above optimization directly (via some optimization tools) is not tractable as the number of variables $\{q_i\}$ is infinite. Hence, we aim for deriving an analytic or close-form solution, which requires to relax the optimization. In particular, we suggest the following optimization to minimize an upper bound of the variance by utilizing $b_j \leq 2U/\rho^j$ from Lemma 1:

$$\begin{aligned} \min_{\{q_i\}_{i=0}^{\infty}} \quad & \sum_{j=1}^{\infty} \rho^{-2j} \left(\frac{\sum_{i=0}^{j-1} q_i}{1 - \sum_{i=0}^{j-1} q_i} \right), \\ \text{subject to} \quad & \sum_{i=1}^{\infty} i q_i = N, \sum_{i=0}^{\infty} q_i = 1 \text{ and } q_i \geq 0. \end{aligned} \quad (11)$$

Remember that ρ is a parameter that only depends on the given function f . Somewhat surprisingly, we found that the above optimization has a close-form solution as stated in the following theorem.

Theorem 1 *Suppose function f is analytic with $|f(z)| \leq U$ in the region bounded by the ellipse with foci $+1, -1$ and sum of major and minor semi-axis lengths equals to $\rho > 1$. Let $k = \min \left\{ N, \left\lfloor \frac{\rho}{\rho-1} \right\rfloor \right\}$, then the optimal solution $\{q_i^*\}$ of (11) is*

$$q_i^* = \begin{cases} 0 & \text{for } i < N - k \\ 1 - \frac{k(\rho - 1)}{\rho} & \text{for } i = N - k \\ \frac{k(\rho - 1)^2}{\rho^{i+1-N+k}} & \text{for } i > N - k, \end{cases} \quad (12)$$

and it satisfies the unbiasedness condition in Lemma 2, i.e., $\lim_{n \rightarrow \infty} \sum_{i=n+1}^{\infty} q_i^* \hat{p}_n(x) = 0$.

We also report numerical evidences supporting our choice of (12). In Figure 1, we evaluate the weighted variance (9) of the optimal degree distribution (12) (opt), negative binomial distribution (neg) and Poisson (pois) where their means are commonly set to 10, i.e., $\sum_{i=1}^{\infty} i q_i = 10$. We choose three functions, $\log x$, \sqrt{x} and $\exp(x)$. Our numerical results confirm that the optimal distribution has the smallest variance (often, significantly) among all tested distributions, and finding such a good distribution is critical for reducing the variance.

4 Variance Reduction via Sharing Randomness

Now we come back to design a stochastic gradient descent (SGD) algorithm for solving (3) utilizing (8) with the choice of degree distribution (12). We randomly sample T random degrees $\{n_t\}_{t=1}^T$ from (12) and estimate the gradient via a Monte-Carlo method:

$$\frac{\partial}{\partial \theta_i} \Sigma_f(A) = \mathbb{E} \left[\frac{\partial}{\partial \theta_i} \mathbf{v}^\top \hat{p}_n(A) \mathbf{v} \right] \approx \frac{1}{mT} \sum_{t=1}^T \sum_{k=1}^m \mathbf{v}^{(t,k)\top} \left(\sum_{j=0}^{n_t} \frac{b_j}{1 - \sum_{l=0}^{j-1} q_l^*} \frac{\partial \mathbf{w}_j^{(t,k)}}{\partial \theta_i} \right), \quad (13)$$

where $\partial \mathbf{w}_j^{(t,k)} / \partial \theta_i$ can be computed using Rademacher vector $\mathbf{v}^{(t,k)}$ and the recursive relation (5). The full description of SGD is given in Algorithm 1.

In the following sections, we further discuss advanced methods for improving the performance of Algorithm 1.

Algorithm 1 SGD-RND for solving (3)

- 1: **Input:** matrix $A \in \mathcal{S}^{d \times d}$, scalar function f , parameter function g , number of Rademacher vectors m , number of degree samples T and expected degree N
 - 2: Initialize θ
 - 3: **while** not converged **do**
 - 4: Draw m Rademacher random vectors $\{\mathbf{v}^{(k)}\}_{k=1}^m$
 - 5: Draw T random degrees $\{n_t\}_{t=1}^T$ from (12)
 - 6: Compute the gradient estimate $\psi(\theta)$ from (13) at θ using $\{\mathbf{v}^{(k)}\}_{k=1}^m$ and $\{n_t\}_{t=1}^T$
 - 7: Obtain a proper step-size η
 - 8: Update $\theta \leftarrow \theta - \eta(\psi(\theta) + \nabla_{\theta}g(\theta))$
 - 9: **end while**
-

4.1 Variance Reduction for Comparing Spectral sums

Choosing a proper step-size (line 7 of Algorithm 1) is often crucial for fast and stable convergence of SGD. Line search [5] is a popular heuristic for obtaining a good step-size; given a gradient direction, it finds a step-size that achieves the minimal objective value among some candidates. One can use the approximation algorithm (2) to compute and compare objective values of (3) efficiently in the line search. Recently, Han et al. [7] applied (2) to finding the largest log-determinant, i.e., Σ_f with $f = \log$, among given matrix candidates, but using the same random vectors $\{\mathbf{v}^{(k)}\}_{k=1}^m$ across runs of (2). Hence, we can also share the random vectors $\{\mathbf{v}^{(k)}\}$ (and polynomial degree) among many runs of (2) for estimating objective values of (3) in the line search. The intuition is that sharing randomness induces similar biased errors among many runs of (2) and is more suitable for comparing objective values, as justified in the following theorem.

Theorem 2 ([7], Theorem 2) *Suppose $A, B \in \mathcal{S}^{d \times d}$ are positive definite matrices whose eigenvalues are in $[-1, 1]$. Let \mathbf{v} be the Rademacher random vectors and p_n be the truncated Chebyshev series of f . Then, it holds that*

$$\text{Var}_{\mathbf{v}}(\mathbf{v}^{\top} p_n(A)\mathbf{v} - \mathbf{v}^{\top} p_n(B)\mathbf{v}) \leq \frac{8U^2 \rho^2 (\rho + 1)^2}{(\rho - 1)^6} \|A - B\|_F^2,$$

where U, ρ are defined in Lemma 1.

In the case of line search, A and B correspond to matrices with respect to θ with different step-sizes. Without sharing randomness, the variance in the above theorem can increase with respect to $\|A\|_F^2 + \|B\|_F^2$. On the other hand, if the same randomness is used for all estimates, the variance is bounded via $\|A - B\|_F^2$, significantly smaller.

4.2 Variance Reduction for Estimating Gradients

The degree distribution (12) is designed for achieving small variances in gradient estimations. In this section, we introduce a further variance reduction technique, inspired by the stochastic variance reduced gradient method (SVRG) [11], and refer the paper for interested readers on more details of SVRG. The main idea of SVRG is to subtract a mean-zero random variable to the original stochastic gradient estimate, where the randomness between them are shared. The SVRG algorithm was originally designed for optimizing finite-sum objectives, i.e., $\sum_i f_i(x)$, whose randomness is from the index i . On the other hand, the randomness in our case is from

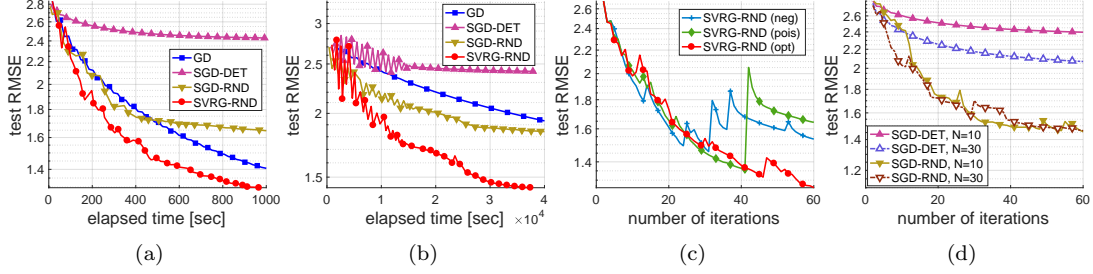


Figure 2: Performance on matrix completion via smoothed Schatten p -norm minimization under (a) MovieLens 1M and (b) MovieLens 10M. SGD-DET has biased error and worse performance than SGD-RND that converges even faster than GD in (b). SVRG-RND is the fastest one. In (c), we run SVRG-RND in MovieLens 1M varying degree distribution. The optimal distribution leads to more stable convergence than other distributions such as negative binomial (neg) and Poisson (pois). In (d), observe that larger degree $N = 30$ helps SGD-DET under MovieLens 1M, while $N = 10$ is already enough for SGD-RND to reach the performance of $N = 30$.

polynomial degrees and trace probing vectors for optimizing objectives of spectral sums. Namely, the idea of sharing randomness is critical for both SVRG in this section and the line search in the previous section. We adopt the idea of SVRG to our problem, as stated formally in Algorithm 2.

Algorithm 2 SVRG-RND for solving (3)

- 1: **Input:** matrix $A \in \mathcal{S}^{d \times d}$, scalar function f , parameter function g , number of Rademacher vectors m , number of random degrees T , expected degree N , step-size η and number of iterations $\tilde{\text{NIter}}$
 - 2: Initialize $\tilde{\theta}$
 - 3: **while** not converged **do**
 - 4: $\tilde{\mu} \leftarrow \nabla_{\tilde{\theta}} \text{tr}(f(A(\tilde{\theta})))$ and $\theta \leftarrow \tilde{\theta}$
 - 5: **for** $l = 1$ to $\tilde{\text{NIter}}$ **do**
 - 6: Draw m Rademacher random vectors $\{\mathbf{v}^{(k)}\}_{k=1}^m$
 - 7: Draw T random degrees $\{n_t\}_{t=1}^T$ from (12)
 - 8: Compute gradient estimates $\psi(\theta), \psi(\tilde{\theta})$ from (13) at θ and $\tilde{\theta}$, respectively, using $\{\mathbf{v}^{(k)}\}_{k=1}^m, \{n_t\}_{t=1}^T$.
 - 9: $\theta \leftarrow \theta - \eta \left(\psi(\theta) - \psi(\tilde{\theta}) + \tilde{\mu} + \nabla_{\theta} g(\theta) \right)$
 - 10: **end for**
 - 11: $\tilde{\theta} = \theta$
 - 12: **end while**
-

We emphasize again that using the same randomness in $\{\mathbf{v}^{(k)}\}_{k=1}^m, \{n_t\}_{t=1}^T$ for estimating both $\psi(\theta)$ and $\psi(\tilde{\theta})$ in line 8 of Algorithm 2 is crucial for its stable/fast convergence. We remark that SVRG allows the constant step-size for its convergence [11] and the line search might be less effective. Unlike SGD, it requires to compute the exact gradient in every $\tilde{\text{NIter}}$ iterations (line 4 of Algorithm 2), which can be too expensive in some scenarios.

5 Applications

In this section, we apply the proposed methods to two machine learning tasks of matrix completion and learning Gaussian process that correspond to minimizing spectral sums Σ_f with $f(x) = \log x$ and $x^{p/2}$, respectively. We evaluate our methods under real-world datasets and all experiments were run on a single threaded machine of Intel Core i7 @3.5GHz with 32GB memory.

5.1 Matrix Completion

First, we apply our method to low-rank matrix recovery, which is also known as matrix completion. The goal is to recover a low rank matrix $\theta \in \mathbb{R}^{\ell \times r}$ when a few of its entries are given. Matrix completion has been widely studied in various optimization formulations and many efficient methods were developed for large-scale setting. Since the rank function is non-differential or non-convex, its relaxation such as Schatten p -norm has been used. In particular, we consider the smoothed Schatten p -norm minimization [15, 17] that can be expressed as

$$\min_{\theta \in \mathbb{R}^{\ell \times r}} \text{tr}(A^{p/2}) + \lambda \sum_{(i,j) \in \Omega} (\theta_{i,j} - M_{i,j})^2 \quad (14)$$

where $A = \theta\theta^\top + \varepsilon^2 I$, $M \in \mathbb{R}^{\ell \times r}$ is a given matrix with missing entries, Ω indicates the positions of known entries, $\varepsilon > 0$ is a smoothing parameter, λ is a weight parameter and $p > 0$. Observe that $\|A\|_{\text{mv}} = \|\theta\|_{\text{mv}} = O(\ell r)$, and the derivative estimation in this case can be amortized as:²

$$\nabla_{\theta} \Sigma_f(A) = 2 \nabla_A \text{tr}(A^{p/2}) \theta \approx \frac{2}{mT} \sum_{t=1}^T \sum_{k=1}^m \sum_{i=0}^{n_t-1} (2 - \mathbb{1}_{i=0}) \mathbf{w}_i^{(t,k)} \left(\sum_{j=i}^{n_t-1} \frac{b_j}{1 - \sum_{l=0}^{j-1} q_l^*} \mathbf{y}_{j-i}^{(t,k)} \right)^\top \theta,$$

where $\mathbf{y}_j^{(t,k)} = 2\mathbf{w}_j^{(t,k)} + \mathbf{y}_{j-2}^{(t,k)}$, $\mathbf{y}_1^{(t,k)} = 2A\mathbf{v}^{(t,k)}$ and $\mathbf{y}_0^{(t,k)} = \mathbf{v}^{(t,k)}$. One can check that the time-complexity to obtain the above approximation is $O(mT(N^2\ell + N\ell r))$.

Setups. We use matrix M from MovieLens 1M and 10M datasets.³ We randomly select 90% of each dataset for training and use the rest for testing. For solving (14), we run the exact gradient descent (GD), Algorithm 1 (SGD-RND) and Algorithm 2 (SVRG-RND). We also consider a variant of SGD-RND using a deterministic polynomial degree, referred as SGD-DET, where it uses biased gradient estimations. We choose $p = 1$, the (mean) polynomial degree $N = 10$ and the number of random degree $T = 6$. We use $m = 400, 70, 30$ trace random vectors for SGD-DET, SGD-RND and SVRG-RND, respectively, for comparable complexity at each gradient update. Especially for SVRG-RND, we choose `NInIter` = 100 and the exact gradient is computed only once over all iterations. We decrease step-sizes exponentially with ratio 0.97 (without using line search). After performing all gradient updates, we finally apply low-rank approximation using truncated SVD with rank 10 once and measure the test root mean square error (RMSE).

Results. We report the results for MovieLens 1M in Figure 2(a) and 10M in 2(b). For both datasets, SGD-DET performs badly due to its biased gradient estimations. On the other hand, SGD-RND converges much faster, and outperforms GD for MovieLens 10M. Observe that SVRG-RND is the fastest one, e.g., compared to GD, about 2 times faster to achieve RMSE 1.6 for MovieLens 1M and up to 5 times faster to achieve RMSE 1.8 for MovieLens 10M

²The details of derivation is in the supplementary material.

³The MovieLens dataset is available in <https://grouplens.org/datasets/movielens/>.

as illustrated in 2(b). The gap between SVRG-RND and GD is expected to increase for larger datasets. We also test SVRG-RND under other degree distributions; negative binomial (neg) and Poisson (pois) by choosing parameters so that their means are equal to 10. As reported in Figure 2(c), other distributions have relatively large variances so that they often estimate wrong gradient descents and rapidly increase the test error. On the other hand, the proposed optimal distribution (opt) shows stable convergence. In Figure 2(d), we compare SGD-DET with SGD-RND of the optimal distribution under the (mean) polynomial degrees $N = 10, 30$. Observe that larger degree ($N = 30$) reduces the bias error in SGD-DET, while SGD-RND achieves similar error regardless of the degree. This is due to the unbiased nature of SGD-RND.

5.2 Learning Gaussian Process

Next, we apply our method to hyperparameter learning for Gaussian process (GP) regression. GP defines a distribution over functions, which follow multivariate Gaussian distribution with mean function $\mu_\theta : \mathbb{R}^\ell \rightarrow \mathbb{R}$ and covariance (i.e., kernel) function $a_\theta : \mathbb{R}^\ell \times \mathbb{R}^\ell \rightarrow \mathbb{R}$, i.e., they are parameterized by hyperparameter θ . Given training data $\{\mathbf{x}_i \in \mathbb{R}^\ell\}_{i=1}^d$ with corresponding outputs $\mathbf{y} \in \mathbb{R}^d$, the goal of GP regression is to learn θ for predicting the output y of a new/test input \mathbf{x} . To this end, we set the kernel function $A = A(\theta) \in \mathcal{S}^{d \times d}$ of $\{\mathbf{x}_i\}_{i=1}^d$ such that $A_{i,j} = a_\theta(\mathbf{x}_i, \mathbf{x}_j)$, and the mean function to be zero. One can find a good hyperparameter by maximizing the following log marginal likelihood with respect to θ :

$$\mathcal{L} := \log p(\mathbf{y} | \{\mathbf{x}_i\}_{i=1}^d) = -\frac{1}{2} \mathbf{y}^\top A^{-1} \mathbf{y} - \frac{1}{2} \log \det A - \frac{n}{2} \log 2\pi, \quad (15)$$

and predict $y = \mathbf{a}^\top A^{-1} \mathbf{y}$ where $\mathbf{a}_i = a_\theta(\mathbf{x}_i, \mathbf{x})$ (see [22]). Gradient-based methods can be used for optimizing (15) using its partial derivatives:

$$\frac{\partial \mathcal{L}}{\partial \theta_i} = -\frac{1}{2} \left(\mathbf{y}^\top \frac{\partial A}{\partial \theta_i} \right) A^{-1} \left(\frac{\partial A}{\partial \theta_i} \mathbf{y} \right) - \frac{1}{2} \frac{\partial \log \det A}{\partial \theta_i}.$$

Observe that the first term can be computed by an efficient linear solver, e.g., conjugate gradient descents [25], while the second term is computationally expensive for large d . Hence, one can use our proposed gradient estimator (13) with $f(x) = \log x$.

For handling large-scale datasets, Wilson & Nickisch [29] proposed the structured kernel interpolation framework assuming $\theta = [\theta_i] \in \mathbb{R}^3$ and

$$A(\theta) = W K W^\top + \theta_1^2 I, \quad K_{i,j} = \theta_2^2 \exp \left(\frac{\|\mathbf{x}_i - \mathbf{x}_j\|_2^2}{2\theta_3^2} \right),$$

where $W \in \mathbb{R}^{d \times r}$ is some sparse matrix and $K \in \mathbb{R}^{r \times r}$ is a dense kernel with $r \ll d$. Specifically, the authors select r ‘‘inducing’’ points and compute entries of W via interpolation with the inducing points. Under the framework, matrix-vector multiplications with A can be performed even faster, requiring $\|A\|_{\text{mv}} = \|W\|_{\text{mv}} + \|K\|_{\text{mv}} = O(d + r^2)$ operations. From $\|A\|_{\text{mv}} = \|\frac{\partial A}{\partial \theta_i}\|_{\text{mv}}$ and $d' = 3$, the complexity for computing gradient estimation (13) becomes $O(mNT(d + r^2))$.

Setups and results. We benchmark GP regression under natural sound dataset as proposed in [29, 4] and randomly choose 35,000 points for training and 691 for testing. Recently, Dong et al. [4] utilized an approximation to derivatives of log-determinant based on stochastic Lanczos quadrature [27], which we refer as LANCZOS. We compare it with Algorithm 1 (SGD-RND) which utilizes with unbiased gradient estimations. We did not run Algorithm 2 since SVRG requires the exact gradient computation at least once which is intractable to run in this case.

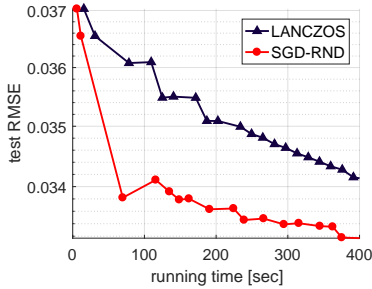


Figure 3: Hyperparameter learning for Gaussian process in sound data modeling. We compare Algorithm 1 (SGD-RND) with a method for approximating spectral sums based on Lanczos quadrature (LANCZOS).

We set the polynomial degree $N = 20$ for all algorithms, and the number of random degree $T = 10$ for SGD-RND. The total number of trace vectors at each gradient iteration is 30 for all algorithms, i.e., for SGD-RND, we use $m = 3$ vectors for each random degree. Hence, all tested algorithms have the same time-complexity to compute a single gradient estimation. We also select $r = 3000$ induced points for kernel interpolation. As reported in Figure 3, SGD-RND converges faster than LANCZOS in early iterations, and thus it runs 8 times faster to achieve RMSE 0.034.

References

- [1] Avron, H. and Toledo, S. Randomized algorithms for estimating the trace of an implicit symmetric positive semi-definite matrix. *Journal of the ACM*, 58(2):8, 2011.
- [2] Bottou, Léon. Large-scale machine learning with stochastic gradient descent. In *Proceedings of COMPSTAT'2010*, pp. 177–186. Springer, 2010.
- [3] Boutsidis, Christos, Drineas, Petros, Kambadur, Prabhanjan, Kontopoulou, Eugenia-Maria, and Zouzias, Anastasios. A randomized algorithm for approximating the log determinant of a symmetric positive definite matrix. *Linear Algebra and its Applications*, 533:95–117, 2017.
- [4] Dong, Kun, Eriksson, David, Nickisch, Hannes, Bindel, David, and Wilson, Andrew G. Scalable log determinants for gaussian process kernel learning. In *Advances in Neural Information Processing Systems*, pp. 6330–6340, 2017.
- [5] Grippo, Luigi, Lampariello, Francesco, and Lucidi, Stephano. A nonmonotone line search technique for newtons method. *SIAM Journal on Numerical Analysis*, 23(4):707–716, 1986.
- [6] Han, Insu, Malioutov, Dmitry, and Shin, Jinwoo. Large-scale log-determinant computation through stochastic chebyshev expansions. In *International Conference on Machine Learning*, pp. 908–917, 2015.
- [7] Han, Insu, Kambadur, Prabhanjan, Park, Kyoungsoo, and Shin, Jinwoo. Faster greedy map inference for determinantal point processes. In *International Conference on Machine Learning*, 2017.

- [8] Han, Insu, Malioutov, Dmitry, Avron, Haim, and Shin, Jinwoo. Approximating spectral sums of large-scale matrices using stochastic chebyshev approximations. *SIAM Journal on Scientific Computing*, 39(4):A1558–A1585, 2017.
- [9] Hsieh, Cho-Jui, Sustik, Mátyás A, Dhillon, Inderjit S, Ravikumar, Pradeep K, and Poldrack, Russell. Big & quic: Sparse inverse covariance estimation for a million variables. In *Advances in neural information processing systems*, pp. 3165–3173, 2013.
- [10] Hutchinson, M.F. A stochastic estimator of the trace of the influence matrix for Laplacian smoothing splines. *Communications in Statistics-Simulation and Computation*, 18(3): 1059–1076, 1989.
- [11] Johnson, Rie and Zhang, Tong. Accelerating stochastic gradient descent using predictive variance reduction. In *Advances in neural information processing systems*, pp. 315–323, 2013.
- [12] Jolliffe, Ian T. A note on the use of principal components in regression. *Applied Statistics*, pp. 300–303, 1982.
- [13] Kulesza, Alex, Taskar, Ben, et al. Determinantal point processes for machine learning. *Foundations and Trends® in Machine Learning*, 5(2–3):123–286, 2012.
- [14] Lin, Zhouchen, Liu, Risheng, and Su, Zhixun. Linearized alternating direction method with adaptive penalty for low-rank representation. In *Advances in neural information processing systems*, pp. 612–620, 2011.
- [15] Lu, Canyi, Lin, Zhouchen, and Yan, Shuicheng. Smoothed low rank and sparse matrix recovery by iteratively reweighted least squares minimization. *IEEE Transactions on Image Processing*, 24(2):646–654, 2015.
- [16] Mason, John C and Handscomb, David C. *Chebyshev polynomials*. CRC Press, 2002.
- [17] Mohan, Karthik and Fazel, Maryam. Iterative reweighted algorithms for matrix rank minimization. *Journal of Machine Learning Research*, 13(Nov):3441–3473, 2012.
- [18] Musco, Cameron, Musco, Christopher, and Sidford, Aaron. Stability of the lanczos method for matrix function approximation. In *Proceedings of the Twenty-Ninth Annual ACM-SIAM Symposium on Discrete Algorithms*, pp. 1605–1624. SIAM, 2018.
- [19] Peng, Wei and Wang, Hongxia. Large-scale log-determinant computation via weighted l_2 polynomial approximation with prior distribution of eigenvalues. In *International Conference on High Performance Computing and Applications*, pp. 120–125. Springer, 2015.
- [20] Piatkowski, Nico and Morik, Katharina. Stochastic discrete clenshaw-curtis quadrature. In *International Conference on Machine Learning*, pp. 3000–3009, 2016.
- [21] Raskutti, Garvesh, Yu, Bin, Wainwright, Martin J, and Ravikumar, Pradeep K. Model selection in gaussian graphical models: High-dimensional consistency of ell_1 -regularized mle. In *Advances in Neural Information Processing Systems*, pp. 1329–1336, 2009.
- [22] Rasmussen, Carl Edward. Gaussian processes in machine learning. In *Advanced lectures on machine learning*, pp. 63–71. Springer, 2004.

- [23] Roosta-Khorasani, Farbod and Ascher, Uri. Improved bounds on sample size for implicit matrix trace estimators. *Foundations of Computational Mathematics*, 15(5):1187–1212, 2015.
- [24] Rue, Havard and Held, Leonhard. *Gaussian Markov random fields: theory and applications*. CRC press, 2005.
- [25] Saad, Yousef. *Iterative methods for sparse linear systems*. SIAM, 2003.
- [26] Trefethen, Lloyd N. *Approximation theory and approximation practice*. SIAM, 2013.
- [27] Ubaru, Shashanka, Chen, Jie, and Saad, Yousef. Fast estimation of $\text{tr}(f(a))$ via stochastic lanczos quadrature. *SIAM Journal on Matrix Analysis and Applications*, 38(4):1075–1099, 2017.
- [28] Ubaru, Shashanka, Saad, Yousef, and Seghouane, Abd-Krim. Fast estimation of approximate matrix ranks using spectral densities. *Neural computation*, 29(5):1317–1351, 2017.
- [29] Wilson, Andrew and Nickisch, Hannes. Kernel interpolation for scalable structured gaussian processes (kiss-gp). In *International Conference on Machine Learning*, pp. 1775–1784, 2015.

A Derivative of spectral sums approximation

For any polynomial p_n and symmetric matrix $A \in \mathcal{S}^{d \times d}$, $\nabla \text{tr}(p_n(A)) = p'_n(A)$. However, this does not hold for bilinear form, i.e.,

$$\nabla \mathbf{v}^\top p_n(A) \mathbf{v} = \nabla \text{tr}(p_n(A) \mathbf{v} \mathbf{v}^\top) \neq p'_n(A) \mathbf{v} \mathbf{v}^\top$$

where $\mathbf{v} \in \mathbb{R}^d$ is a given vector. This is because matrix multiplication is not commutative so that $\nabla \text{tr}(A^j \mathbf{v} \mathbf{v}^\top) \neq j A^{j-1} \mathbf{v} \mathbf{v}^\top$. Instead, we can use the recurrence relation of Chebyshev polynomial for higher order terms. Consider the truncated Chebyshev series $p_n(x) = \sum_{j=0}^n b_j T_j(x)$ where $T_j(x)$ is the Chebyshev polynomial with degree j . As defined in Section 2, we use $\mathbf{w}_j := T_j(A) \mathbf{v}$ which holds that $\mathbf{w}_{j+1} = 2A\mathbf{w}_j - \mathbf{w}_{j-1}$ and denote $\Lambda_j := \nabla_A (\mathbf{v}^\top T_j(A) \mathbf{v}) = \nabla \mathbf{v}^\top \mathbf{w}_j$ for $j \geq 0$. Then, it has a recurrence relation as

$$\begin{aligned} \Lambda_{j+1} &= \nabla_A (\mathbf{w}_{j+1} \mathbf{v}^\top) = \nabla (2A\mathbf{w}_j - \mathbf{w}_{j-1}) \mathbf{v}^\top \\ &= 2 \nabla A \mathbf{w}_j \mathbf{v}^\top - \Lambda_{j-1} \\ &= 2 (\mathbf{w}_j \mathbf{v}^\top + \Lambda_j A) - \Lambda_{j-1} \end{aligned}$$

where $\Lambda_1 = \mathbf{v} \mathbf{v}^\top$ and $\Lambda_0 = \mathbf{0}$. By induction, we can obtain the explicit expression as

$$\Lambda_{j+1} = \sum_{i=0}^j (2 - \mathbf{1}_{i=0}) \mathbf{w}_i \mathbf{v}_{j-i}^\top$$

where $\mathbf{y}_{j+1} = 2A\mathbf{y}_j - \mathbf{y}_{j-1} = 2\mathbf{w}_{j+1} + \mathbf{y}_{j-1}$, $\mathbf{y}_1 = 2A\mathbf{v}$ and $\mathbf{y}_0 = \mathbf{v}$. Therefore, we have that

$$\begin{aligned} \nabla \mathbf{v}^\top p_n(A) \mathbf{v} &= \sum_{j=0}^{n-1} b_{j+1} \Lambda_{j+1} = \sum_{j=0}^{n-1} b_{j+1} \left(\sum_{i=0}^j (2 - \mathbb{1}_{i=0}) \mathbf{w}_i \mathbf{y}_{j-i}^\top \right) \\ &= \sum_{j=0}^{n-1} \sum_{i=0}^j (2 - \mathbb{1}_{i=0}) \mathbf{w}_i (b_j \mathbf{y}_{j-i}^\top) \\ &= \sum_{i=0}^{n-1} (2 - \mathbb{1}_{i=0}) \mathbf{w}_i \left(\sum_{j=i}^{n-1} b_j \mathbf{y}_{j-i} \right)^\top. \end{aligned}$$

B Proof of Theorems

B.1 Proof of Lemma 2

An analytic function f has an (unique) infinite Chebyshev series expansion:

$$f(x) = \sum_{j=0}^{\infty} b_j T_j(x).$$

and we remind that

$$\widehat{p}_n(x) = \sum_{j=0}^n \frac{b_j}{1 - \sum_{i=0}^{j-1} q_i} T_j(x).$$

To prove that $\mathbb{E}_n [\widehat{p}_n(x)] = f(x)$, we define two sequences:

$$A_M := \sum_{j=0}^M \sum_{n=j}^M q_n \frac{b_j T_j(x)}{1 - \sum_{i=0}^{j-1} q_i}, \quad B_{M,K} := \sum_{j=0}^M \sum_{n=j}^K q_n \frac{b_j T_j(x)}{1 - \sum_{i=0}^{j-1} q_i}.$$

Then, it is easy to show that

$$\begin{aligned} \lim_{M \rightarrow \infty} A_M &= \sum_{j=0}^{\infty} \sum_{n=j}^{\infty} q_n \frac{b_j T_j(x)}{1 - \sum_{i=0}^{j-1} q_i} \\ &= \sum_{n=0}^{\infty} q_n \left(\sum_{j=0}^n \frac{b_j T_j(x)}{1 - \sum_{i=0}^{j-1} q_i} \right) \\ &= \sum_{n=0}^{\infty} q_n \widehat{p}_n(x) = \mathbb{E}_n [\widehat{p}_n(x)], \end{aligned}$$

and

$$\begin{aligned} \lim_{M,K \rightarrow \infty} B_{M,K} &= \lim_{M \rightarrow \infty} \sum_{j=0}^M \left(\sum_{n=j}^{\infty} q_n \right) \frac{b_j T_j(x)}{1 - \sum_{i=0}^{j-1} q_i} \\ &= \lim_{M \rightarrow \infty} \sum_{j=0}^M b_j T_j(x) = f(x). \end{aligned}$$

However, in general, A_M and $B_{M,K}$ do not converge to the same values, i.e.,

$$\lim_{M \rightarrow \infty} A_M \neq \lim_{M,K \rightarrow \infty} B_{M,K}.$$

Now assume that sufficiently large $M \geq K$. From the condition that $\lim_{n \rightarrow \infty} \sum_{i=n+1}^{\infty} q_i \widehat{p}_n(x)$ we have

$$\begin{aligned} \mathbb{E}_n [\widehat{p}_n(x)] - f(x) &= \lim_{M,K \rightarrow \infty} (A_M - B_{M,K}) \\ &= \lim_{M,K \rightarrow \infty} \left(\sum_{j=0}^M \sum_{n=M+1}^K q_n \frac{b_j T_j(x)}{1 - \sum_{i=0}^{j-1} q_i} \right) \\ &= \lim_{M,K \rightarrow \infty} \left(\sum_{n=M+1}^K q_n \right) \left(\sum_{j=0}^M \frac{b_j T_j(x)}{1 - \sum_{i=0}^{j-1} q_i} \right) \\ &= \lim_{M \rightarrow \infty} \left(\sum_{n=M+1}^{\infty} q_n \right) \left(\sum_{j=0}^M \frac{b_j T_j(x)}{1 - \sum_{i=0}^{j-1} q_i} \right) \\ &= \lim_{M \rightarrow \infty} \left(\sum_{n=M+1}^{\infty} q_n \right) \widehat{p}_M(x) = 0. \end{aligned}$$

Therefore, we can conclude that $\widehat{p}_n(x)$ is an unbiased estimator of $f(x)$. In addition, this also holds for matrix bilinear form due to its linearity:

$$\mathbb{E}_n [\mathbf{v}^\top \widehat{p}_n(A) \mathbf{v}] = \mathbf{v}^\top f(A) \mathbf{v}.$$

By taking expectation over Rademacher random vector \mathbf{v} , we establish the unbiased estimator of spectral sums:

$$\mathbb{E}_{\mathbf{v}} \mathbb{E}_n [\mathbf{v}^\top \widehat{p}_n(A) \mathbf{v}] = \mathbb{E}_{\mathbf{v}} [\mathbf{v}^\top f(A) \mathbf{v}] = \text{tr}(f(A)),$$

For fixed \mathbf{v} and n , the function $h(\theta) := \mathbf{v}^\top \widehat{p}_n(A(\theta)) \mathbf{v}$ is a linear combination of all entries of A , so the fact that all partial derivatives $\partial A_{j,k} / \partial \theta_i$ exist and are continuous implies that the partial derivatives of h with respect to $\theta_1, \dots, \theta_{d'}$ exist and are continuous. Thus, by the Leibniz rule, the gradient operator and expectation operator can be interchanged:

$$\nabla_{\theta} \text{tr}(f(A)) = \nabla_{\theta} \mathbb{E} [\mathbf{v}^\top \widehat{p}_n(A) \mathbf{v}] = \mathbb{E} [\nabla_{\theta} \mathbf{v}^\top \widehat{p}_n(A) \mathbf{v}].$$

This completes the proof of Lemma 2.

B.2 Proof of Lemma 3

The squared error can be written as

$$\begin{aligned}
\|\widehat{p}_n - f\|_C^2 &= \|\widehat{p}_n - p_n + p_n - f\|_C^2 \\
&= \|p_n - f\|_C^2 + 2\langle p_n - f, \widehat{p}_n - p_n \rangle_C + \|\widehat{p}_n - p_n\|_C^2 \\
&\stackrel{(\dagger)}{=} \|p_n - f\|_C^2 + \|\widehat{p}_n - p_n\|_C^2 \\
&= \left\| \sum_{j=n+1}^{\infty} b_j T_j(x) \right\|_C^2 + \left\| \sum_{j=1}^n \frac{\sum_{k=0}^{n-1} q_k}{1 - \sum_{k=0}^{n-1} q_k} b_j T_j(x) \right\|_C^2 \\
&\stackrel{(\ddagger)}{=} \frac{\pi}{2} \sum_{j=n+1}^{\infty} b_j^2 + \frac{\pi}{2} \sum_{j=1}^n \left(\frac{\sum_{k=0}^{n-1} q_k}{1 - \sum_{k=0}^{n-1} q_k} b_j \right)^2.
\end{aligned}$$

Both the third equality (\dagger) and the last equality (\ddagger) come from the orthogonality of Chebyshev polynomials and the following facts:

$$\begin{aligned}
p_n - f &: \text{linear combination of } T_{n+1}(x), T_{n+2}(x), \dots, \\
\widehat{p}_n - p_n &: \text{linear combination of } T_0(x), \dots, T_n(x).
\end{aligned}$$

The objective variance can be computed as follow:

$$\begin{aligned}
\frac{2}{\pi} \mathbb{E} \left[\|\widehat{p}_n - f\|_C^2 \right] &= \frac{2}{\pi} \sum_{n=0}^{\infty} q_n \|\widehat{p}_n - f\|_C^2 \\
&= q_0 \sum_{j=1}^{\infty} b_j^2 + \sum_{n=1}^{\infty} q_n \left(\sum_{j=1}^n \left(\frac{b_j \sum_{k=0}^{j-1} q_k}{1 - \sum_{k=0}^{j-1} q_k} \right)^2 + \sum_{j=n+1}^{\infty} b_j^2 \right) \\
&= \sum_{j=1}^{\infty} b_j^2 \left(q_0 + \sum_{n=1}^{j-1} q_n + \left(\frac{\sum_{k=0}^{j-1} q_k}{1 - \sum_{k=0}^{j-1} q_k} \right)^2 \sum_{n=j}^{\infty} q_n \right) \\
&= \sum_{j=1}^{\infty} b_j^2 \left(\sum_{n=0}^{j-1} q_n + \left(\frac{\sum_{n=0}^{j-1} q_n}{1 - \sum_{n=0}^{j-1} q_n} \right)^2 \left(1 - \sum_{n=0}^{j-1} q_n \right) \right) \\
&= \sum_{j=1}^{\infty} b_j^2 \left(\sum_{n=0}^{j-1} q_n + \frac{\left(\sum_{n=0}^{j-1} q_n \right)^2}{1 - \sum_{n=0}^{j-1} q_n} \right) \\
&= \sum_{j=1}^{\infty} b_j^2 \left(\frac{\sum_{n=0}^{j-1} q_n}{1 - \sum_{n=0}^{j-1} q_n} \right)
\end{aligned}$$

This completes the proof of Lemma 3

B.3 Proof of Theorem 1

The problem (11) is equivalent to minimize that

$$\sum_{j=1}^{\infty} \rho^{-2j} \left(\frac{1}{1 - \sum_{n=0}^{j-1} q_n} \right)$$

and the equality conditions can be written as

$$N = \sum_{n=1}^{\infty} nq_n = \sum_{j=1}^{\infty} \sum_{n=j}^{\infty} q_n = \sum_{j=1}^{\infty} \left(1 - \sum_{n=0}^{j-1} q_n \right).$$

For simplicity, we change the variables as for $j \geq 1$

$$x_0 := \frac{1}{1 - q_0}, \quad x_j := \frac{1}{1 - \sum_{n=0}^j q_n} - \frac{1}{1 - \sum_{n=0}^{j-1} q_n} \quad (16)$$

which implies that $x_0 \geq 1$ and $x_n \geq 0$ for $n \geq 1$. The objective function becomes

$$\sum_{j=1}^{\infty} \frac{1}{\rho^{2j}} \left(\sum_{n=0}^{j-1} x_n \right) = \sum_{n=0}^{\infty} x_n \left(\sum_{j=n}^{\infty} \frac{1}{\rho^{2j}} \right),$$

and the conditions are considered with variable x_j :

$$\sum_{j=0}^{\infty} \frac{1}{\sum_{n=0}^j x_n} = N, \quad (17)$$

where $x_0 \geq 1, x_n \geq 0$ for $n \geq 1$. Now We define the Lagrangian as

$$\mathcal{L}(x_j, \eta_j, \lambda) := \sum_{n=0}^{\infty} x_n \left(\sum_{j=n}^{\infty} \frac{1}{\rho^{2j}} \right) + \lambda \left(\sum_{j=0}^{\infty} \frac{1}{\sum_{n=0}^j x_n} - N \right) + \eta_0 (1 - x_0) - \sum_{j=1}^{\infty} \eta_j x_j$$

where $\{\eta_j : j \geq 0\}$ and λ are the Lagrangian multipliers of equality and inequality condition, respectively. We note that the problem is *convex* so that any solution satisfying KKT conditions is optimal. The corresponding KKT conditions are following:

- **Stationary.** For $j \geq 0$,

$$\frac{\partial \mathcal{L}}{\partial x_j} = \left(\sum_{n=j}^{\infty} \frac{1}{\rho^{2(n+1)}} \right) - \lambda \left(\sum_{i=j}^{\infty} \frac{1}{\left(\sum_{n=0}^i x_n \right)^2} \right) - \eta_j = 0, \quad (18)$$

- **Primal feasibility.** For $j \geq 1$,

$$\sum_{j=0}^{\infty} \frac{1}{\sum_{n=0}^j x_n} = N, \quad x_0 \geq 1, \quad x_j \geq 0, \quad (19)$$

- **Dual feasibility.** For $j \geq 0$,

$$\eta_j \geq 0, \quad (20)$$

- **Complementary slackness.** For $j \geq 1$,

$$\eta_0 (1 - x_0) = 0, \quad \eta_j x_j = 0. \quad (21)$$

Case 1. $\eta_j = 0$ for all $j \geq 0$.

In this case, it is satisfied with dual feasibility (20) and complementary slackness (21). Subtracting consecutive stationary conditions (18), we have for $j \geq 0$

$$\frac{\partial \mathcal{L}}{\partial x_j} - \frac{\partial \mathcal{L}}{\partial x_{j+1}} = \frac{1}{\rho^{2(j+1)}} - \lambda \frac{1}{\left(\sum_{n=0}^j x_n\right)^2} = 0$$

Putting them together into the equality condition (17) gives

$$N = \sum_{j=0}^{\infty} \frac{1}{\sum_{n=0}^j x_n} = \sum_{j=0}^{\infty} \frac{1}{\sqrt{\lambda} \rho^{j+1}} = \frac{1}{\sqrt{\lambda}(\rho-1)}.$$

and $\sqrt{\lambda} = \frac{1}{N(\rho-1)}$. Therefore, we obtain the solution that $x_0 = \rho/(N(\rho-1))$, $x_j = \rho^j/N$ for $j \geq 1$. However, it is feasible only if $N \leq \frac{\rho}{\rho-1}$. Plugging $\{x_j : j \geq 0\}$ back into (16), we get

$$q_n = \begin{cases} 1 - N \left(1 - \frac{1}{\rho}\right) & \text{for } n = 0, \\ N \left(1 - \frac{1}{\rho}\right)^2 \frac{1}{\rho^{n-1}} & \text{for } n \geq 1. \end{cases} \quad (22)$$

In summary, if N is small, i.e., $N \leq \frac{\rho}{\rho-1}$, we have the optimal solution (22).

Case 2. $\eta_j = 0, j \geq k+1$ and $\eta_j \neq 0, j \leq k$ for some $k \geq 0$ ⁴.

By the complementary slackness (21), we have $x_0 = 1$ and $x_j = 0$ for $1 \leq j \leq k$. Similarly, we subtract the consecutive stationarity and get

$$\frac{1}{\sum_{n=0}^j x_n} = \frac{1}{\sqrt{\lambda} \rho^{j+1}} \quad \text{for } j \geq k+1. \quad (23)$$

Putting them together into (17) gives

$$N = \sum_{j=0}^{\infty} \frac{1}{\sum_{n=0}^j x_n} = k+1 + \frac{1}{\sqrt{\lambda}} \sum_{j=k+1}^{\infty} \frac{1}{\rho^{j+1}} = k+1 + \frac{1}{\sqrt{\lambda} \rho^{k+1}(\rho-1)}$$

which leads to that $\sqrt{\lambda} = \frac{1}{(N-k-1)\rho^{k+1}(\rho-1)}$. Therefore, we obtain the solution from (23):

$$x_j = \begin{cases} 1 & \text{for } j = 0, \\ 0 & \text{for } 1 \leq j \leq k, \\ \frac{1}{N-k-1} \frac{\rho}{\rho-1} - 1 & \text{for } j = k+1, \\ \frac{1}{N-k-1} \rho^{j-k-1} & \text{for } j \geq k+2. \end{cases} \quad (24)$$

The inequality in primal feasibility (19) implies that

$$\frac{\rho}{\rho-1} \geq N-k-1 \quad \text{and} \quad k \leq N-1. \quad (25)$$

⁴If $k = -1$, it is exactly same as the case (1).

In addition, we need to check whether the dual feasibility (20) is satisfied, i.e., $\eta_j > 0$ for $j \leq k$. From the fact that

$$\begin{aligned}\eta_k &= \frac{1}{\rho^{2k+2}} \left(1 - \frac{1}{(N-k-1)^2 (\rho-1)^2} \right), \\ \eta_{j-1} - \eta_j &= \frac{1}{\rho^{2k+2}} \left(\rho^{2(k+1-j)} - \frac{1}{(N-k-1)^2 \rho^{2k+2} (\rho-1)^2} \right)\end{aligned}$$

for $j \leq k$, it is enough that

$$N - k - 1 > \frac{\rho}{\rho - 1} - 1. \quad (26)$$

Since k is an integer and from (25) and (26), we choose $k = N - 1 - \lfloor \frac{\rho}{\rho-1} \rfloor$. Plugging back all together into (16), we obtain the optimal as

$$q_n = \begin{cases} 0 & \text{for } n \leq N - 1 - \lfloor \frac{\rho}{\rho-1} \rfloor, \\ 1 - \lfloor \frac{\rho}{\rho-1} \rfloor \left(1 - \frac{1}{\rho} \right) & \text{for } n = N - \lfloor \frac{\rho}{\rho-1} \rfloor, \\ \lfloor \frac{\rho}{\rho-1} \rfloor \left(1 - \frac{1}{\rho} \right)^2 \frac{1}{\rho^{n-1}} & \text{for } n = N - \lfloor \frac{\rho}{\rho-1} \rfloor. \end{cases} \quad (27)$$

In summary, if $N > \frac{\rho}{\rho-1}$, the optimal solution is that of (27).

One can easily check that both solution (22) and (27) satisfy with $\lim_{n \rightarrow \infty} \sum_{i=n+1}^{\infty} q_i^* \hat{p}_n(x) = 0$ from the facts that $|\sum_{i=n+1}^{\infty} q_i^*| = O(\rho^{-n})$ and $|\hat{p}_n(x)| = O(n)$.