

Any-k: Anytime Top-k Tree Pattern Retrieval in Labeled Graphs

Xiaofeng Yang
Northeastern University
Boston, MA
xiaofeng@ccs.neu.edu

Deepak Ajwani
Nokia Bell Labs
Dublin, Ireland
deepak.ajwani@nokia-bell-labs.com

Wolfgang Gatterbauer
Northeastern University
Boston, MA
wolfgang@ccs.neu.edu

Patrick K. Nicholson
Nokia Bell Labs
Dublin, Ireland
pat.nicholson@nokia-bell-labs.com

Mirek Riedewald
Northeastern University
Boston, MA
mirek@ccs.neu.edu

Alessandra Sala
Nokia Bell Labs
Dublin, Ireland
alessandra.sala@nokia-bell-labs.com

ABSTRACT

Many problems in areas as diverse as recommendation systems, social network analysis, semantic search, and distributed root cause analysis can be modeled as pattern search on labeled graphs (also called “heterogeneous information networks” or HINs). Given a large graph and a query pattern with node and edge label constraints, a fundamental challenge is to find the top- k matches according to a ranking function over edge and node weights. For users, it is difficult to select value k . We therefore propose the novel notion of an *any-k ranking algorithm*: for a given time budget, return as many of the top-ranked results as possible. Then, given additional time, produce the next lower-ranked results quickly as well. It can be stopped anytime, but may have to continue until all results are returned. This paper focuses on acyclic patterns over arbitrary labeled graphs. We are interested in practical algorithms that effectively exploit (1) properties of heterogeneous networks, in particular selective constraints on labels, and (2) that the users often explore only a fraction of the top-ranked results. Our solution, KARPET, carefully integrates aggressive pruning that leverages the acyclic nature of the query, and incremental guided search. It enables us to prove strong non-trivial time and space guarantees, which is generally considered very hard for this type of graph search problem. Through experimental studies we show that KARPET achieves running times in the order of milliseconds for tree patterns on large networks with millions of nodes and edges.

ACM Reference Format:

Xiaofeng Yang, Deepak Ajwani, Wolfgang Gatterbauer, Patrick K. Nicholson, Mirek Riedewald, and Alessandra Sala. 2018. Any-k: Anytime Top-k Tree Pattern Retrieval in Labeled Graphs. In *WWW 2018: The 2018 Web Conference, April 23–27, 2018, Lyon, France*. ACM, New York, NY, USA, 11 pages. <https://doi.org/https://doi.org/10.1145/3178876.3186115>

1 INTRODUCTION

Heterogeneous information networks (HIN) [14], i.e., graphs with node and/or edge labels, have recently attracted a lot of attention for their ability to model many complex real-world relationships,

This paper is published under the Creative Commons Attribution 4.0 International (CC BY 4.0) license. Authors reserve their rights to disseminate the work on their personal and corporate Web sites with the appropriate attribution.

WWW 2018, April 23–27, 2018, Lyon, France

© 2018 IW3C2 (International World Wide Web Conference Committee), published under Creative Commons CC BY 4.0 License.

ACM ISBN 978-1-4503-5639-8/18/04.

<https://doi.org/https://doi.org/10.1145/3178876.3186115>

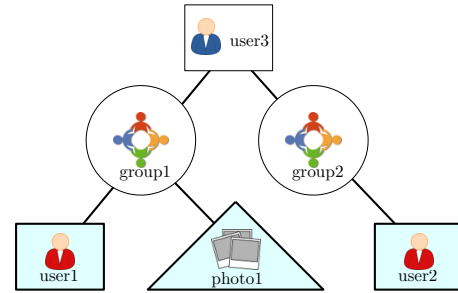


Figure 1: Example query on a photo-sharing network: find the most important nodes of types (user3, group1, group2) for a given triple of specified nodes of types (photo1, user1, user2).

thereby enabling rich queries. Often labels are used to represent types of nodes and their relationships:

Example 1.1 (Photo-sharing network). Consider a photo-sharing social network with three vertex type labels: user, photo, and group. Users are connected to the photos they upload, and photos are connected to groups when they are posted there. Finally, users can connect to groups by joining them. To maintain a vibrant community and alert users about potentially interesting photos, the social network might run queries of the type shown in Figure 1: given *photo1* and two users, *user1* and *user2*, find alternative groups (matching nodes for *group2*) to post the photo in order to reach *user2* without spamming her directly. This is achieved by identifying a user belonging to both groups (*user3*), who can post the photo in the other group. There might be hundreds of matching triples (*group1, user3, group2*), and there would be many more if *user2* was not given in advance. Under these circumstances, the goal often is not to find *all* results, but only the *most important* ones. Importance can be determined based on node and edge weights, e.g., weights representing distances (or similarities). Then the query should return the lightest (or heaviest) pattern instances. For example, the weight of a group may be based on its number of members, the weight of a user on how active s/he is, and the weight of a link on the timestamp when it was established (to give preference to long-term relationships or more recent photo posts), or the sum of the PageRanks of its endpoints.

This type of rich query semantics also appears in other contexts, e.g., root-cause analysis in distributed systems. The Vitrage service for OpenStack [2] makes use of path and tree patterns to specify rules for automatic root cause deduction of alarms raised by virtual

machines and hardware. Large OpenStack deployments – involving thousands of hosts and tens of thousands of virtual machines and hardware components – necessitate pattern matching algorithms to deduce the root cause of such patterns in near real-time.

We focus on efficient solutions for acyclic pattern queries on general labeled graphs. To this end, we propose the notion of *any-k* algorithms, a novel variant of top-*k* algorithms. A top-*k* algorithm exploits knowledge about the given *k* to produce the top-*k* lightest patterns faster than the “full enumeration” algorithm (which first produces all results and then ranks them by weight). In practice, it is difficult for users to know the value of *k* upfront (“when will I have seen enough?”). An *any-k* algorithm addresses this issue by not requiring a pre-set value for *k*. Instead, an *any-k* algorithm

- (1) returns the top-ranked result as quickly as possible,
- (2) then returns the second-ranked result next, followed by the third-ranked, and so on,
- (3) until the user is satisfied and terminates the process.

The queries we are interested in correspond to *subgraph isomorphism*, which is known to be hard in general. In particular, subgraph isomorphism on homogeneous graphs is already NP-complete in the size of the query (even for the path case as Hamiltonian path is a special case). And labeled graphs contain unlabeled graphs as a special case. On the other hand, labels provide more opportunities for achieving better performance *in practice* by exploiting heterogeneity where present. Note that a key reason for hardness of isomorphism lies in the “non-repetition constraint,” i.e., the same graph node cannot occur more than once in an answer. Without this constraint, pattern search would correspond to the easier *subgraph homomorphism* problem which can be solved in PTIME.

Our approach is based on three key insights: (1) Constraints on node or edge labels can dramatically reduce the number of matching results; (2) Mutually exclusive type labels “narrow the gap” in cardinality between the set of isomorphic subgraphs and the set of homomorphic subgraphs (which includes all isomorphic ones). The reason is that query pattern nodes of different types cannot be mapped to the same graph node, even when the algorithm is only searching for homomorphism. In the example photo-sharing network, users and photos cannot stand in for a group node. In the extreme, if all nodes in the query pattern have different types, then any solution for subgraph homomorphism also satisfies isomorphism. This suggests an approach that aggressively prunes for the homomorphism case and then filters based on node repetitions in the result patterns; and (3) In many real-world cases, output size is small relative to the combinatorial size of the pattern search space. Hence algorithm complexity bounds based on output size promise to deliver practically meaningful performance guarantees.

Overview of the Solution. Our approach combines three conceptually separate steps into a two-phase algorithm.

1) The search space of possible homomorphic patterns is pruned to the provably smallest representation of the original graph. We use insights from the well-known Yannakakis algorithm [39] for evaluating answers to acyclic conjunctive queries to create this representation in just one bottom-up and a subsequent top-down sweep through the query tree.

2) We devise a novel *any-k* algorithm for enumerating homomorphic tree patterns. It extends the well-known A^* algorithm

by performing a conceptual bottom-up heuristic cost calculation, followed by a top-down guided search.

3) A final pruning step removes those homomorphic patterns that do not satisfy the isomorphism requirement.

We show how to combine the two pruning and the two guided search sweeps into just one bottom-up and one top-down phase. We then integrate the third step into the combined top-down phase. Our experiments show that even on graphs with millions of nodes and tens of millions of edges, we can return the top-ranked results in just a few milliseconds, whereas alternative approaches would take orders of magnitude longer.

Main contributions. We devise KARPET (Kernelization And Rapid Pruning-based Exploration for Tree patterns), a novel and highly performant *any-k* algorithm that can quickly identify top-ranked isomorphic tree patterns in large graphs, then return the next lower-ranked ones when given extra time.

1) KARPET is designed as an *anytime* ranking algorithm that enumerates homomorphic subtrees in order of total edge weight with strong theoretic guarantees: We show that our worst-case time complexity for returning all homomorphism results is identical to full enumeration. In addition, KARPET provides strong upper bound guarantees for the time between returning a homomorphism result and the next. For cases with “small gap” between homomorphism and isomorphism, i.e., when “sufficiently many” homomorphic patterns are also isomorphic patterns, these guarantees carry over to subgraph isomorphism.

2) We propose fast and effective *local* pruning operations that exploit the heterogeneity of labeled graphs, proving that they also guarantee strong *global* pruning properties. Intuitively, for subgraph homomorphism, we show that inexpensive pruning based on 1-node neighborhoods efficiently removes all candidate nodes that are not part of any result pattern.

3) In contrast to a lot of theoretical work on subgraph isomorphism algorithms, our algorithm is output-sensitive—its worst case complexity depends on the output size, which is smaller when the graph and the query are more heterogeneous, rather than being exponential in the size of the query pattern.

4) We show how to speed up the search for top-ranked isomorphic answers by pushing the pruning for non-repeating nodes into the incremental result enumeration algorithm.

2 PROBLEM DEFINITION AND HARDNESS

Our goal is to find the lightest sub-graphs of a HING that are isomorphic to a given tree pattern Q. Instead of returning all results at once after a long wait time, we set out to devise an *anytime algorithm*, which returns the top-ranked match as quickly as possible and then interactively and incrementally returns the remaining results over time.

We define the weight of a pattern as the *sum* of edge weights. This also supports search for the “most reliable” pattern based on probabilities assigned to edges. Finding the pattern with the greatest probability of being connected is equivalent to maximizing the sum of the logarithms of the edge probabilities. For our problem with a fixed query pattern, lightest and heaviest pattern search can be easily converted into each other. We present the formal definitions next. Table 1 summarizes important notation.

Table 1: Notation used in this paper

Symbol	Definition
HIN	Heterogeneous Information Network (a labeled graph)
$G(V, E)$	A labeled graph with node set V and edge set E
L	Set of node labels
$\varphi()$	Function mapping nodes to labels
$w()$	Function mapping edges to weights
$Q(V_Q, E_Q)$	Tree pattern with node set V_Q and edge set E_Q
$\psi()$	Required labels for a graph node matched to a query node
$\perp(Q)$	Set of leaf nodes (or terminals) in Q
$\top(Q)$	Chosen root node in Q
$N(v, \ell)$	Set of neighbors of v in G with label ℓ
$\gamma()$	Bijjective function mapping query nodes V_Q to result pattern nodes V_T

Definition 2.1 (HIN). [34, 35] A *Weighted Heterogeneous Information Network (HIN)* is a labeled undirected graph $G = (V, E, \varphi, w)$, where V is a set of vertices, E a set of edges, φ is a node labeling function $\varphi : V \rightarrow L$, and w is an edge weight function $w : E \rightarrow \mathbb{R}$.

Our approach can be easily extended to also include edge labels, node weights, directed edges, or multiple labels per node or edge. In order to simplify the exposition, we omit these straight-forward generalizations. In many HINs, a node has at least two different kinds of labels: a unique *node ID* and a *type* (or *class*). In the photo-sharing network example (see Example 1.1), the labeling function assigns types such as “user” or “photo” to each node. Given a vertex $v \in V$, we use $N(v)$ to denote all the *neighbors* of v , i.e., $N(v) := \{u : (v, u) \in E\}$. Similarly, we use $N(v, \ell)$ to denote the set of neighbors with a given label, i.e. $N(v, \ell) := \{u : u \in N(v) \wedge \varphi(u) = \ell\}$. In slight abuse of notation, we also use $N(A, \ell)$ to denote $\bigcup_{u \in A} N(u, \ell)$ for a set of elements A .

Definition 2.2 (Tree pattern Q). Given a HIN $G = (V, E, \varphi, w)$. A *tree pattern* is a rooted tree $Q = (V_Q, E_Q)$ in which each node $v \in V_Q$ has a label constraint $\psi : V_Q \rightarrow L$. We use $\top(Q) \in V_Q$ to denote the chosen root of the tree.

The labeling constraint can encode the selection of specific nodes ids or node types. For example, in the photo-sharing network scenario, setting ψ for user1 to be the ID of a specific user node limits the candidate set for user1 to just this one graph node. Similarly, setting ψ to the label encoding the type “group” will enforce that only graph nodes representing groups, but not users or photos, will be considered.

Notice that Q being rooted is not a restriction: any node in a tree can be chosen to be the a root. We merely make use of the fact that the tree pattern is rooted in order to more easily describe our algorithms. We use $\perp(Q)$ to refer to the leaves (nodes of degree one), aka terminals, of a tree pattern Q .

Formally, a *result pattern* (or *match*) of query Q is a tree $T = (V_T \subseteq V, E_T \subseteq E)$ such that Q is isomorphic to T via a bijection $\gamma : V_Q \xrightarrow{1:1} V_T$, such that (1) $\forall u \in V_Q : \psi(u) = \varphi(\gamma(u))$, and (2) $\forall (u, v) \in E_Q : (\gamma(u), \gamma(v)) \in E_T$. The weight of a result pattern T is defined to be $w(T) = \sum_{(u, v) \in E_T} w((u, v))$.

In the discussion below we will also refer to *partial patterns* (or *partial matches*) for intermediate results of the computation. These are incomplete instances where some of the query nodes

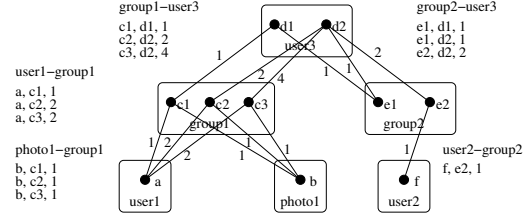


Figure 2: Candidate instances for matching the example query in Figure 1. Edge relations are named based on the corresponding pairs of adjacent nodes in the query pattern.

are mapped to NULL by γ . The *direct successor* of a partial match is one where exactly one of NULL targets is replaced by a graph node, growing the pattern by one additional node. With *successor* we refer to any partial or complete match in the transitive closure of direct successor.

For fast access to $N(v, \ell)$, we rely on **GraphAdjIdx**, a *two-level hash index* constructed offline for G . It maps a given node ID v to another hash table, which in turn maps a given label ℓ to the set $N(v, \ell)$ of neighbors of v with label ℓ . If no label is specified, all nodes in the secondary hash table for v are returned. This index can be bulk-created from scratch in time linear in the graph size, and updated in time linear in the size of the changes.

Hardness. In general, finding an isomorphic sub-graph in a given large graph is NP-hard. When the sub-graph is connected acyclic (i.e., a tree) the best worst-case time bound for the decision problem is a parameterized algorithm of Koutis and Williams [23] that requires $O(2^{|V_Q|} \text{poly}(n))$ time. Their algorithm also has matching conditional lower bounds [24]: i.e., achieving a bound of $O(2^{(1-\varepsilon)|V_Q|} \text{poly}(n))$ time, for any constant $\varepsilon > 0$, would falsify a longstanding conjecture. Note that, since the decision problem is hard, the top- k problem discussed here is at least as hard.

In practice we often know specific node instances such as a for user1 in the photo-sharing network example, and can dramatically reduce the pattern search space by exploring G starting from these nodes. Still, as Figure 2 illustrates, one cannot tell from the neighborhood of node a , if edge (a, c_1) will belong to top-ranked results, or any results at all. Worse yet, not even the 3-hop neighborhood of a will answer this question. Hence a pattern search algorithm might suffer from expensive backtracking or the inability to determine, without extensive graph traversal, when the top- k lowest-weight patterns have been found.

To the best of our knowledge, KARPET is the first algorithm for interactive top- k tree pattern retrieval on general HINs that performs pruning and exploration based on “local” information, while provably guaranteeing to make the right decisions “globally”.

3 ANY-K ALGORITHM

We next present an approach for sub-graph *homomorphism*; this is a relaxation of sub-graph isomorphism in that we do not require the mapping γ from query nodes to tree-pattern nodes to be bijective (in other words, a node can be repeated in the result pattern). Section 5 extends the approach for isomorphism.

KARPET consists of two phases: 1) a bottom-up sweep from leaves to the root of Q , and 2) a top-down depth-first traversal

from root to leaves. The first phase prunes some of the spurious candidates and creates a “*candidate graph*” (discussed below) with “*minimum sub-tree weights*”. The second phase prunes the remaining spurious candidates and performs a search guided by the sub-tree weights. Here the term *spurious candidate* refers to a node or edge of the input graph that does not appear in any of the query results.

3.1 Bottom-Up Phase

Algorithm 1 Bottom-up Sub-tree Weight Computation

Input: query Q , graph G
Output: Candidates : $u \rightarrow \{(c \rightarrow (w_l, w_r))\}$,
CandIdx : $(u', u) \rightarrow \{(c' \rightarrow (c, w))\}$

```

1: for  $u \in \text{POSTORDERTRAVERSAL}(V_Q)$  do
2:   if  $u \in \perp(Q)$  then
3:     Candidates( $u$ )  $\leftarrow \{(c \rightarrow (0, 0)) : c \in V \wedge \varphi(c) = \psi(u)\}$ 
4:   else
5:     for  $c \in \text{Candidates}(u)$  do
6:       for left and right child node  $u_i$  of  $u$  in  $Q$  do
7:          $w_i \leftarrow \min\{w : (c, w) \in \text{CandIdx}((u, u_i)), \text{default}=\text{null}\}$ 
8:         if  $\exists u_i : w_i$  is null then
9:           Candidates( $u$ ).DELETE( $c$ )
10:          CandIdx( $u, u_i$ ).DELETE( $c$ ),  $\forall u_i$ 
11:         else
12:           Candidates( $u$ )( $c$ )  $\rightarrow (w_l, w_r)$ 
13:   if  $u \neq \top(Q)$  then
14:      $u' \leftarrow$  parent node of  $u$  in  $Q$ 
15:     for  $c \in \text{Candidates}(u)$  do
16:       for  $c' \in N(u, c, \psi(u'))$  do
17:         Candidates( $u'$ ).INSERT( $c'$ )
18:         CandIdx( $u', u$ ).INSERT( $(c' \rightarrow (c, w_l(c) + w_r(c) + w(c', c)))$ )

```

The bottom-up phase starts from the terminals of the query graph and visits each node of the query pattern in a sequence that visits any node only after visiting all its children (WLOG, we assume a postorder traversal). The goal of this process is to construct a “*candidate graph*” consists of two index structures: (1) a mapping Candidates(u) that maps a query node u to a set of “*candidate nodes*” in the graph ; and (2) an index CandIdx(u', u) that maps a query edge (u', u) to sets of candidate nodes and weights. We illustrate Algorithm 1 with Figures 3a, 3b, and 3c. WLOG we focuses on binary trees (although the extension to general tree patterns is straight-forward).

We start by inserting candidate nodes for each query leaf node u into the corresponding candidate set Candidates(u), setting their weights to zero. In Figure 3a there is a single candidate per leaf, but in practice it can be a larger subset of V , depending on the node constraints. The algorithm then performs the bottom-up pruning and minimum sub-tree weight computation. To be precise, pruning happens implicitly through construction of an indexed candidate graph CandIdx and the list of candidates for each query node. The latter is the set of graph nodes *reachable from candidate instances in the leaves*, with their minimum sub-tree weights. In Figure 3c, the list of candidates for query node group1 is $((c_1 : (1, 1)), (c_2 : (2, 1)), (c_3 : (2, 1)))$. Function weight(c)

Algorithm 2 Prioritized Search

Input: Tree pattern Q , Candidates, CandIdx

Output: all matches of Q , one-by-one in order by weight.

```

1: pq  $\leftarrow$  PRIORITYQUEUE(); result  $\leftarrow$  LIST();  $r \leftarrow \top(Q)$ 
2: for  $v \in \text{Candidates}(r)$  do
3:    $Z \leftarrow$  partial tree with just node  $\{v\}$ 
4:   pq.PUSH(priority( $Z$ ),  $Z$ )
5: while pq.SIZE > 0 do
6:   (oldkey,  $Z$ )  $\leftarrow$  pq.POP-MINIMUM
7:   if  $Z$  is a complete match then
8:     return  $Z$ 
9:   ( $q, q'$ )  $\leftarrow$  NEXTPREORDER( $Q, Z$ )  $\triangleright$  Edge to expand pattern
10:  for  $c \in \text{Candidates}(q)$  do
11:    for ( $c', w'$ ) returned by CandIdx.GET( $q, q', c$ ) do
12:       $Z' = Z$ .APPEND( $c'$ )
13:      newkey  $\leftarrow$  oldkey +  $w'$  minus weight at  $q$  for sub-tree
        rooted at  $q'$ 
14:      pq.PUSH(newkey,  $Z'$ )

```

computes the sum of minimum sub-tree weights over all sub-trees of node c , e.g., $\text{weight}(c_2) = 2 + 1 = 3$. Notice how spurious candidates not reachable from the leaves, e.g., e_1 in group2, are not even accessed. Similarly, while d_1 in user3 is reachable from the left, it is not reachable from the right sub-tree. Hence it is automatically pruned as well.

CandIdx is a two-level hash index that maps a query edge (q', q) $\in E_Q$ between a query node q' and its child node q to another hash table. That second hash table in turn maps a node $c' \in \text{Candidates}(q')$ to the set of all adjacent candidate nodes of q , $\{c : (c, c') \in E \wedge c \in \text{Candidates}(q)\}$, and a total weight, which is the minimal subtree weight of all partial candidate trees rooted at c and having (c', c) as the top edge. For example, in Figure 3c, CandIdx maps (user3, group1) to a hash table that in turn maps d_2 to pairs $(c_2, 5)$ and $(c_3, 7)$. The weight number 5 for c_2 is computed as the sum of the weight of edge (d_2, c_2) (which is 2) plus the weight of c_2 (which is $2 + 1 = 3$). This index can be constructed in time linear in the candidate graph size and it supports constant (on expectation) time access (plus result size) for finding and returning all children connected to a candidate node. The index speeds up finding adjacent edges in a sub-tree of the query pattern during top-down traversal.

3.2 Top-Down Phase

The second part of our algorithm, Alg. 2, performs top-down search, starting at the root node and proceeding downward to the leaves. This is essential for two reasons: First, the pre-computed sub-tree weights provide information to guide the search to the lightest patterns before exploring the heavier ones. Second, the top-down traversal implicitly prunes *all* remaining spurious candidates for sub-graph homomorphism, as we will prove in Section 4. Again pruning actually happens implicitly by not reaching those candidates. To see the latter, consider group1 candidate c_1 . It is spurious, but could not be removed by the bottom-up sweep. However, it will never be accessed during top-down traversal, because d_1 and its edges were removed by Alg. 1.

Algorithm 2 shows the pseudo-code for top-down guided search. Function NEXTPREORDER returns the edge, as the pair of parent and child node, along which the partial pattern will be expanded

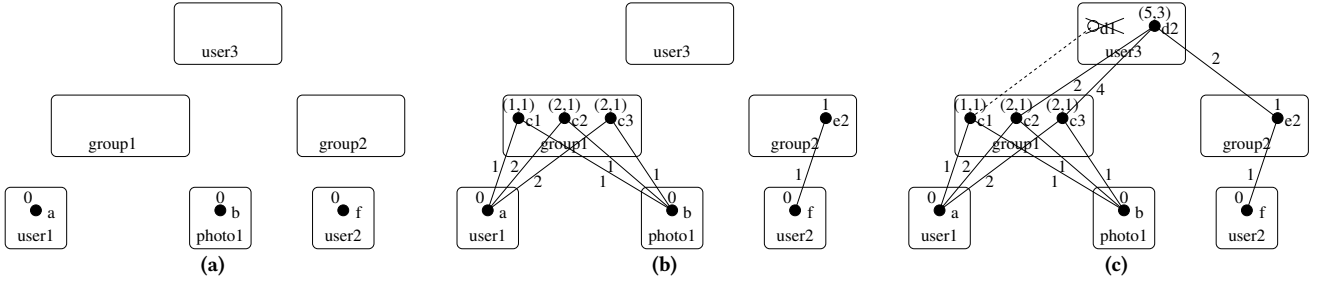


Figure 3: Subtree weight computations: (a) step 1: leaves. (b) step 2: mid level. (c) step 3: root.

next. Initially, all candidates in the query root are inserted into priority queue pq , with priority set to the candidate’s weight. In Figure 3c, there is a single candidate, d_2 , of weight $5 + 3 = 8$. Then the algorithm repeatedly pops the top element from pq and expands the partial pattern using pre-order traversal. The priority value of each expanded partial match is defined as the pattern’s edge weight sum, plus the sum of the weights of the unexplored sub-trees. In the example, partial match (d_2, c_2) is inserted into pq with priority $8 = 2$ (edge weight) + $(2+1)$ (weight of c_2) + 3 (weight of right subtree of d_2). Similarly, partial match (d_2, c_3) is inserted with priority $4 + (2+1) + 3 = 10$. This is computed incrementally during traversal. Consider expansion of (d_2) to (d_2, c_3) . Priority of d_2 was 8, with weight 5 for the sub-tree rooted at $group1$. After retrieving $(c_3, 7)$ from $CandIdx$, priority of (d_2, c_3) is computed as $8 + 7 - 5 = 10$ (line 13 in Alg. 2).

Then (d_2, c_2) is popped next, and expanded to partial match (d_2, c_2, a) with priority $8 = (2+2)$ (weights of edges (d_2, c_2) and (c_2, a)) + 1 (right sub-tree weight for c_2) + 3 (right sub-tree weight for d_2). This pattern is then expanded next to (d_2, c_2, a, b) , (d_2, c_2, a, b, e_2) , and finally (d_2, c_2, a, b, e_2, f) —all with the same priority of 8. The latter is output as the minimal-weight solution. Only then will partial match (d_2, c_3) with the higher priority value 10 be expanded analogously. Each expansion operation requires a pop operation on priority queue, visiting potential edges once. In our extension in Section 5, line 12 would also check if c' already appears in Z , and if so, would discard the partial match because it violates isomorphism.

4 ALGORITHM ANALYSIS

All results in this section are for the relaxed version of the problem, based on sub-graph homomorphism instead of isomorphism. We discuss in Section 5 how to extend them to the isomorphism case.

4.1 Minimality of Candidate Graph

We show that during top-down search (Alg. 2), no spurious candidate node will ever be accessed. A candidate node $c \in \text{Candidates}(q)$ for a query node $q \in V_Q$ is “spurious” if there does not exist any result pattern where c is matched to q . Ensuring that no spurious nodes are accessed is crucial for proving strong upper bounds on the algorithm cost.

THEOREM 4.1. *If node candidate $c \in \text{Candidates}(q)$ for query node $q \in V_Q$ is accessed by Alg. 2, then there exists a query result pattern P for query Q where c is matched to q .*

4.2 Each Pop, One Result—In Order

Next, we show a powerful result that is crucial in establishing important algorithm properties: During the top-down guided search, for each query result there is *at most* one push and *at most* one pop operation on priority queue pq . For this, we need the following lemmas.

LEMMA 4.2. *The priority value of a partial pattern P is always less than or equal to the priority of all its successors.*

LEMMA 4.3. *Assume that Alg. 2 popped partial pattern $P = (c_1, c_2, \dots, c_j)$, $j < |V_Q|$, of priority w from pq . Then there exists a direct successor $(c_1, c_2, \dots, c_j, c_{j+1})$ that has the same priority value w .*

Lemmas 4.2 and 4.3 immediately imply:

COROLLARY 4.4. *If the last pop operation on pq returned an incomplete pattern P , then one of the direct successors of P will have priority equal to the minimum priority over all elements in pq .*

Example 4.5. Consider the changes of pq for the example in Figure 3c. Initially it contains $[(d_2) : 8]$, the sole root node candidate with priority $5+3=8$. This element is popped and expanded along edges (d_2, c_2) and (d_2, c_3) . The priority of the former is 2 (weight of edge (d_2, c_2)) plus $(2+1)$ (sub-tree weights of c_2) plus 3 (right sub-tree weight of d_2) = 8. It is identical to the initial priority of d_2 , because edge (d_2, c_2) is the one that determined the minimum left sub-tree weight of 5 in d_2 . For (d_2, c_3) , priority is 10 due to the higher weight of edge (d_2, c_3) . After these two patterns are pushed, pq contains $[(d_2, c_2) : 8, (d_2, c_3) : 10]$. The next pop delivers $(d_2, c_2) : 8$, which is expanded to $(d_2, c_2, a) : 8$, followed by repeated pop and push operations on this pattern, every time obtaining the same priority of 8, until the first result (d_2, c_2, a, b, e_2, f) of weight 8 is completed. Only then will expansion of $(d_2, c_3) : 10$ commence.

Front-element optimization. Based on Corollary 4.4, we next introduce an important optimization to Alg. 2. Since the corollary guarantees that one of the direct successors of the partial pattern popped before will have a minimal priority value, we avoid the push-pop cycle for it and keep expanding it directly, only pushing the other direct successors. More precisely, assume the algorithm just popped partial match $P = (c_1, c_2, \dots, c_i)$ of priority w from pq . While expanding this pattern by one more node, it keeps the first successor $P' = (c_1, c_2, \dots, c_i, c'_{i+1})$ that also has priority value w in memory, pushing all other $P'' = (c_1, c_2, \dots, c_i, c''_{i+1})$ to pq . This way the algorithm still works on a min-priority element, but avoids

the push-pop cycle for it. This seemingly minor optimization has strong implications as formalized in the following theorems.

THEOREM 4.6. *Using front-element optimization, for any k , the k -th pop operation from pq produces the k -th lightest result.*

COROLLARY 4.7. *No matter how many results are retrieved, Alg. 2 never performs more than r_H push operations on pq in total. Here r_H denotes the number of homomorphic sub-trees in G .*

This follows directly from Theorem 4.6 and the following observation. Assume the algorithm continues to run until all query results are found. At that point it has removed all partial matches from pq and the queue is empty. Theorem 4.6 implies that retrieving all results requires exactly r_H pop operations. If the total number of push operations exceeded this, then the queue would not be empty. (And obviously, any execution of Alg. 2 that stops before returning all results will only have performed a subset of the push operations executed by the time all results are returned.)

4.3 Algorithm Cost

To avoid notational clutter, we treat the size of the query pattern as a small constant and omit it from the formulas. (Note that pattern size is equal to the number of edges in E_Q , e.g., 5 in the photo-sharing network example.) It is straightforward to extend the formulas by including E_Q as a variable.

Algorithm 1. Theoretical worst case cost is $O(|E|)$, i.e., linear in graph size: for each of the query pattern edges, in the worst case all graph edges are accessed. The time for constructing Candidates and CandIdx adds a constant overhead per edge processed. In practice, only a small fraction of E will be accessed because of the label constraints. In particular, by using GraphAdjIdx in line 16 in Alg. 1, only neighbors of matching types (labels) are accessed in time linear in the number of these neighbors.

Algorithm 2. The results from Section 4.2 lead to strong guarantees. Space complexity of Alg. 2 is equal to the maximum size of the priority queue. Corollary 4.7 immediately implies:

THEOREM 4.8. *Space cost of Alg. 2 is upper bounded by r_H , the total result size (for sub-graph homomorphism).*

From a user’s point of view, the time it takes to produce the next lower-ranked result is crucial:

THEOREM 4.9. *After returning a full match for the relaxed problem (homomorphism), time complexity for Alg. 2 to return the next heavier match is $O(\text{outDegree} + \log r_H)$, where $\text{outDegree} \leq r_H$ is the maximum number of edges between any candidate node and any of its children in AdjIdx.*

These strong results show that KARPET can effectively exploit selective label constraints in HINs. For instance, if there are only a few thousand homomorphic subgraphs in G , then Theorems 4.8 and 4.9 guarantee that Alg. 2 will never store more than a few thousand partial matches in memory and will only perform a few thousand (inexpensive) computation steps to deliver the next result to the user—no matter how big or connected the given graph!

We show next that the anytime property of KARPET, i.e., that it can deliver the top-ranked results quickly and then the next ones on request, incurs *no performance penalty* for producing *all* homomorphic matches over simply bulk-processing and sorting:

THEOREM 4.10. *The lower bound for producing all homomorphic sub-trees is $\Omega(r_H)$; sorting them costs $O(r_H \log r_H)$. Alg. 2 has total time complexity $O(r_H \log r_H)$.*

5 HOMOMORPHISM TO ISOMORPHISM

KARPET as introduced in Section 3 returns homomorphic sub-tree matches. To obtain the desired isomorphic matches, mapping function γ from query nodes to tree-pattern nodes has to be bijective. To guarantee this, one simply has to filter out all results where different query nodes are mapped to the same graph node. Instead of filtering on the final result, KARPET can perform early pruning by checking in line 12 in Alg. 2 if newly added node c' already appears in partial match Z —discarding Z' if it does. This modification has the following implications for the cost analysis results in Section 4.3.

Since some of the items previously pushed to priority queue pq will now be discarded early, space consumption as well as computation cost of KARPET are lower than for finding all subgraph homomorphism results. However, worst-case complexity as established by Theorems 4.8 and 4.10 remains the same. And the guarantees for the time between results (Theorem 4.9) is weaker: In the worst case, e.g., when only the very first and the very last of the homomorphic matches represent isomorphic results, then time between consecutive results grows from $O(\text{outDegree} + \log r_H)$ to $O(r_H \log r_H)$. Fortunately, as our experiments indicate, heterogeneity indeed results in a small gap between homomorphism and isomorphism, i.e., real-world performance is closer to $O(\text{outDegree} + \log r_H)$.

6 EXPERIMENTS

Our experiments evaluate running time, memory consumption, and size of the search space explored by KARPET on 5 tree queries and 4 data sets against two baseline algorithms.

Baseline algorithms. We chose two baselines that allow us to evaluate the relative contribution of our two key steps (pruning the search space, and guided search) to the performance of KARPET.

Unguided first calculates all results from the candidate graph and only then ranks them. Since it uses our pruned search space, but does not include any prioritizing of query results, it serves as a baseline to evaluate the contribution of our guided search phase.

Backbone is intended to evaluate the effect of our aggressive tree-based pruning strategy. It extends the state-of-art top-k algorithm for *path* queries on HINs [26]. First, it identifies the longest terminal-to-terminal path R in the tree pattern Q (called the “backbone” of Q). It then incrementally retrieves the lightest backbone instances in G one-by-one. Note that such an instance is a partial match with smaller unmapped sub-trees “hanging off” the backbone path. Thus, we can execute *Unguided* on each such subpattern, yielding a divide and conquer algorithm. Since each subpattern is independent, we extract the lightest instance of each subpattern, and merge these solutions with the backbone instance. This involves checking for repeat node occurrences to enforce isomorphism. Then the next heavier sub-tree matches are explored etc. Given a pre-defined value of k , the algorithm prunes the set of remaining backbone instances every time a new full match is found.

Datasets. We use 4 well-known heterogeneous datasets: Flickr [1], DBLP [26], Enron [26], and Yelp [3]. Figure 4 gives an overview

Dataset	$ V $	$ E $	$ L $
Flickr	2,007,369	18,147,504	3
DBLP	2,241,258	14,747,328	4
Enron	46,463	613,838	4
Yelp	4,301,900	7,059,472	6

Figure 4: Data set statistics

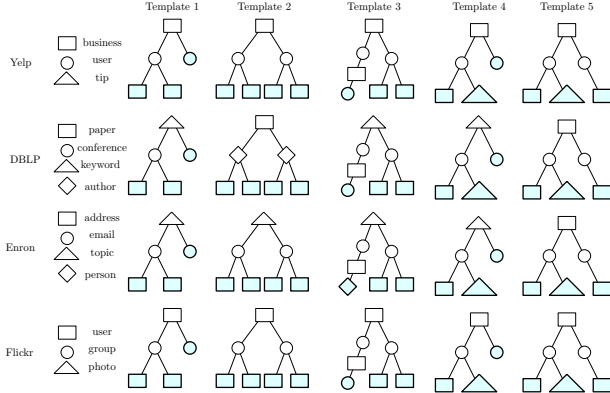


Figure 5: Template tree patterns used to generate queries for each dataset. Different shapes refer to different node types, the cyan colored nodes are terminals.

of their properties. Notice that Enron, DBLP and Flickr have denser graphs than Yelp. In order to create weights for individual edges, we used an exponential decay based on the difference between action time and query time.

Query templates. We identified 5 different *template* tree patterns listed in Fig. 5. For each data set, we identified a mapping of the labels to the various nodes in our templates shown in table 2, 3, 4. For each pattern, we choose 300 different assignments of actual nodes to the query leaves, which gave us 6,000 individual query instances.

Performance metrics. We vary k between 1 and total number of results, and compare the algorithm on three performance metrics. 1) *Running time*: We measure the time between having loaded the dataset into memory and returning the k -th instance. We report the average for each template. 2) *Memory consumption*: As proxy for memory consumption, we report the *maximum* number of nodes (i.e., partially matches weighted by the number of nodes in the explored region) stored during the execution of each algorithm. 3) *Size of search space*. We report the *total* number of partial matches (weighted by number of nodes in the explored region) that are stored during execution of each algorithm.

Experimental setup. Experiments were run on an Intel Xeon CPU E5-2440 1.90GHz with 200GB of memory running Linux. We compiled the source code with g++ 4.8 (optimization flag O2).

6.1 Discussion and Highlights

To better illustrate the impact of our “solving isomorphism by solving reduced homomorphism” approach, we also ran KARPET with node-repetition check turned off. This produces all homomorphism-based matches, from which we can then determine offline how many were also results for the isomorphism case. We plot both number of isomorphism cases and number of homomorphism-based matches

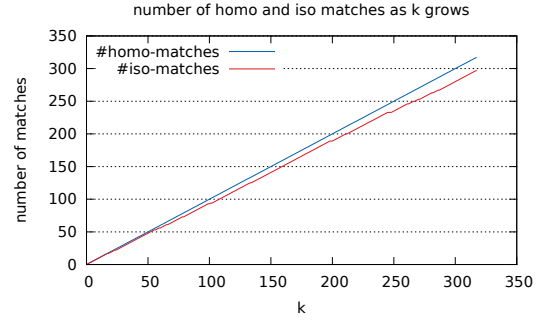


Figure 6: Number of isomorphic and homomorphic matches for an instance of Template 1 on the Enron dataset.

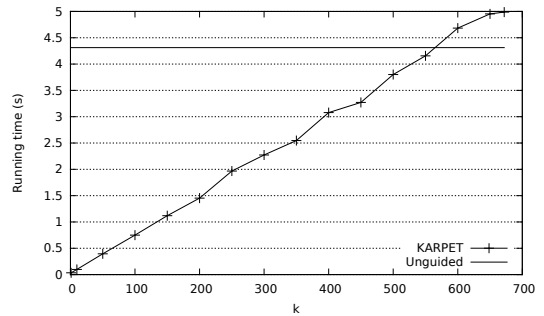


Figure 7: Running time for increasing k until all results are returned, for KARPET and Unguided.

as we incrementally vary k (Figure 6). It shows a representative result, obtained from the Enron dataset using a query from Template 1.

It is clearly visible that the gap between #isomorphism matches and #homomorphism matches is very small across the entire range of k -values. This supports our motivation for solving the isomorphism problem through the “homomorphism detour”.

To explore the influence that k , the number of results reported, has on running time, we run a single query using our algorithm along with the full enumeration baseline, varying k between 1 and 700, where the query has 672 matching subtrees. Representative result for this experiment are shown in Figure 7. Note that the non-interactive version Unguided bulk-computes the entire output, hence is not affected by the choice of k . The query took KARPET 4.98s to output *all*. For comparison, bulk-computation by Unguided took 4.31s, indicating an overhead of 0.67s for supporting the any-time property.

For each template (fixing $k = 5$) we show the average running time, memory usage, and search space of our algorithm, along with the two baselines, on all four datasets in Tables 2, 3, and 4. In terms of average running time, KARPET outperforms the baselines in all cases. On DBLP, we can see 100x faster running time compared to Unguided, and 10x speedup compared to Backbone. We make the following detailed observations about these results.

6.1.1 Varying the Dataset. We observed that KARPET was more efficient than the two baseline algorithms by a larger margin on denser HINs. This is not surprising, because the more high-degree vertices a graph contains, the more instances match the

Data	Algorithm	T1	T2	T3	T4	T5
Flickr	KARPET	43.86	58.17	99.28	20.12	81.92
	Unguided	2200	2085	5951	2021	5518
	Backbone	2946	9678	3033	4114	9963
DBLP	KARPET	9.51	8.87	104.33	8.67	8.15
	Unguided	1090	1936	1995	814	1110
	Backbone	839	502	337	1109	1059
Enron	KARPET	10	57	29	57	104
	Unguided	202	1036	1013	669	891
	Backbone	4914	18925	5124	7056	11075
Yelp	KARPET	0.11	0.13	0.78	0.20	0.15
	Unguided	1.68	1.79	2.27	1.40	2.06
	Backbone	3.84	3.53	1.02	3.82	3.02

Table 2: Average running time (milliseconds) for each dataset, algorithm, and template.

Data	Algorithm	T1	T2	T3	T4	T5
Flickr	KARPET	278	286	1212	458	1957
	Unguided	1212	294	17560	833	61603
	Backbone	460	139	76	939	1057
DBLP	KARPET	162	146	387	251	253
	Unguided	162	146	409	251	253
	Backbone	29	35	26	72	103
Enron	KARPET	459	676	546	727	713
	Unguided	477	697	569	745	728
	Backbone	188	109	11	168	87
Yelp	KARPET	1.02	1.02	1.36	1.01	1.02
	Unguided	1.02	1.02	1.36	1.01	1.02
	Backbone	1.03	1.02	1.00	1.01	1.02

Table 3: Average Memory for each dataset, algorithm, and template.

Data	Algorithm	T1	T2	T3	T4	T5
Flickr	KARPET	1167497	1189133	929665	11266	1561555
	Unguided	5416510	1552955	19604750	152199	22084112
	Backbone	5373911	1990691	1169446	10217348	8044591
DBLP	KARPET	48472	39872	54874	9357	45571
	Unguided	725482	335086	1585779	216634	891235
	Backbone	464780	168593	2914	93885	95782
Enron	KARPET	42235	113157	73915	12974	35295
	Unguided	841986	950823	911573	893331	860357
	Backbone	1317353	886343	1393233	307957	574159
Yelp	KARPET	58	99	191	51	104
	Unguided	58	99	233	51	104
	Backbone	45	100	17	48	62

Table 4: Average Search space for each dataset, algorithm, and template.

query pattern. Under these circumstances KARPET performs best, because it prioritizes the search based on sub-tree weight more effectively than the two baselines. In the Yelp dataset, a sparse HIN, we find that many queries have only one or two matching instances, therefore running time is negligible and similar for all approaches. (For example, some of these queries with a single matching instance run for 0.15 msec for KARPET, 0.2 msec for Unguided, and 0.16 msec for Backbone.) However, even for this sparse graph, there are several queries for each pattern that have a larger number of candidate instances. These result in a significantly slower average running time for both baselines, while KARPET averages to less than 0.01 sec.

Backbone does relatively well compared to Unguided on the larger dataset DBLP, and is the same order of magnitude for Flickr, but fails to perform well on Enron. For dense graphs, if the branch-and-bound does not terminate quickly, the overhead required by the divide-and-conquer merging steps can be very large compared even to the exhaustive approach of Unguided.

6.1.2 Varying the Template. As discussed in Section 3, the performance of the baselines depends on the template. For Template 3, which has a higher diversity/node ratio, Backbone runs faster than Unguided in most cases. For the lower ratio of Template2, Unguided is faster than Backbone.

6.1.3 Memory. The backbone-based algorithm uses the least amount of memory, because in each iteration, it only holds the backbone matches and the single instance of the backbone it grows. The memory bottleneck for Unguided is the amount of storage needed to hold all matching trees when they are sorted by weight.

6.1.4 Relative Strengths and Weaknesses. The three proposed algorithms have different strengths and weaknesses, and fit for different scenarios. For “easy” queries, which only have a few matching instances, all three approaches show similar running time. On the other hand, when a query has to select the top-k from a larger result set, e.g., dozens or 100s of results, KARPET has a significant advantage from efficiently pruning the search space at an earlier stage. For such “hard” queries, Unguided enumerates all matching instances before sorting them. Backbone only partially exploits pruning opportunities for the backbone. The non-trivial extensions proposed for KARPET are required to fully benefit from the constraints encoded by the entire tree structure.

Backbone can exhibit faster running times than Unguided in some cases. It achieves this speed-up due to its branch-and-bound nature, filtering out instances that exceed the threshold established by matches for the lightest backbones explored early on. However, in other cases, this advantage is outweighed by the fact that Backbone introduces an overhead for merging sub-trees.

7 RELATED WORK

The problem of fast graph pattern search has been studied in different research communities, such as algorithms, graph databases, and data mining. While traditional data mining and work in theory focuses on the structure of the graph, meta-path based approaches [35] also leverage the type information.

Subgraph isomorphism. Subgraph isomorphism is an NP-hard problem [27], and state-of-art algorithms are not practical for large graphs. Lee *et al.* [25] empirically compare the performance of several state-of-art subgraph isomorphism checking algorithms, including the Generic Subgraph Isomorphism Algorithm [9], Ullmann algorithm [37], VF2 [8], QuickSI [33], GADDI [41], and GraphQL [15]. They test on real-world datasets AIDS, NASA, Yeast and Human, covering a spectrum of relatively small graphs with hundreds to thousands of vertices ($|L| < 7$, $|V| < 1000$). However, modern social networks easily exceed that size by orders of magnitude, and exact subgraph isomorphism problem remains intractable for larger networks. Hence, to the best of our knowledge, none of these existing *precise* pattern matching algorithms could be used for our target application.

K-shortest simple paths. The k shortest paths problem is a natural and long-studied generalization of the shortest path problem, in which not one but several paths in increasing order of length are sought. The additional constraint of “simple” paths requires that the paths be without loops. This problem has been researched for directed graphs [40], undirected graphs [22], approximation algorithms [32], and algorithm engineering [13, 16]. However, this body of literature was developed for homogeneous graphs. In contrast, KARPET efficiently finds k -lightest instances matching a given query pattern by leveraging the heterogeneity constraints on the node and edge types to speed up the computation. Furthermore, in our scenario, k may not be known upfront.

Querying graph data. In the database community, querying and managing of large-scale graph data has been studied [4], *e.g.*, in the context of GIS, XML databases, bioinformatics, social networks, and ontologies. The main focus here has been on identifying connection patterns between the graph vertices [7, 12, 21, 31, 36, 38]. In contrast, KARPET finds matches for a given query pattern.

HINs and path patterns. Heterogeneous Information Networks (HINs) [14] are an abstraction to represent graphs whose nodes are affiliated with different types. To derive complex relations from such information networks, “meta-paths” defined as node-typed paths on a heterogeneous network, are a representation of connections between nodes, by specifying the types along a path in the network [35]. Thus, while the focus in this line of research has been on learning good meta-path patterns for various applications, KARPET efficiently finds matches for a given query pattern.

Liang *et al.* [26] derived a top- k algorithm for ranking path patterns in HINs. However, their algorithm does not easily extend to more complicated patterns such as trees; our Backbone baseline attempts to adapt their algorithm for ranking tree patterns, and our experiments shows a considerable advantage of KARPET.

Top- k query evaluation in databases. There is considerable amount of work on top- k queries in a ranking environment [5, 11, 19, 20, 28]. This work aims at minimizing I/O cost by trading sorted access vs. random access to data. In contrast to that body of work, we focus on main memory applications and different cost model.

Graph searching on RDFs. RDF is a flexible and extensible way to represent information about World Wide Web resources. It is used to represent, among other things, personal information, social networks, metadata about digital artifacts, as well as provide a means of integration over disparate sources of information [30]. Searching for a pattern on RDFs can be represented in SPARQL query languages, and can be applied to ontology matching [10]. Recent work on graph pattern matching in RDF databases [6, Chapter 2] has resulted in several different approaches to database layout [6, Chapter 3]. However, as in the case of top- k query evaluation, it appears that more focus has been on placed on scalability issues, such as replication, parallelization, and distribution of workloads [17, 18], as RDF datasets are often too large for a single machine. It is well known that SPARQL is descriptive enough to capture graph pattern matching queries (so-called basic graph patterns [6, Chapter 2]), and these queries are typically decomposed into combinations of database primitive operations such as joins, unions, difference, etc. [6, Page 23]. Although work has been done optimizing these primitive operations in the context of graph patterns, for certain types of queries that appear in practice [29], we are not aware of

a similar approach to KARPET being employed for general tree patterns in the context of RDF.

8 CONCLUSION

We proposed KARPET for finding tree patterns in general heterogeneous information networks. Compared to previous work, it combines two unique properties. First, it is a top- k anytime algorithm, in the sense that it quickly returns the top-ranked results, then incrementally delivers more on request. This is achieved without sacrificing performance for full-result retrieval compared to bulk-computation. Second, while being subject to the same general hardness of graph isomorphism, KARPET aggressively exploits the special properties of HINs. We demonstrate this by proving surprisingly strong theoretical guarantees that connect space and time complexity to parameters affected by heterogeneity: result cardinality for the slightly relaxed graph homomorphism problem and number of adjacent edges of a given type. The formulas show that greater heterogeneity of graph and query labels works in our favor by reducing the “gap” between homomorphism and isomorphism, and by reducing result size. In future work we will attempt to extend the approach to query patterns with cycles—which appears to be significantly more challenging.

Acknowledgments. This work was supported in part by the National Institutes of Health (NIH) under award number R01 NS091421 and by the National Science Foundation (NSF) under award number CAREER III-1762268. The content is solely the responsibility of the authors and does not necessarily represent the official views of NIH or NSF. We would also like to thank the reviewers for their constructive feedback.

REFERENCES

- [1] [n. d.]. Flickr. <https://www.flickr.com/photos/tags/flicker/>. ([n. d.]).
- [2] [n. d.]. Vitrage, Root Cause Indicators. ([n. d.]). <https://wiki.openstack.org/wiki/Vitrag>.
- [3] [n. d.]. Yelp data set. https://www.yelp.com/dataset_challenge/dataset. ([n. d.]).
- [4] Charu C. Aggarwal and Haixun Wang. 2010. *Graph Data Management and Mining: A Survey of Algorithms and Applications*. Springer, 13–68.
- [5] Reza Akbarinia, Esther Pacitti, and Patrick Valduriez. 2007. Best Position Algorithms for Top-k Queries. In *Proceedings of the 33rd International Conference on Very Large Data Bases (VLDB '07)*. VLDB Endowment, 495–506. <http://dl.acm.org/citation.cfm?id=1325851.1325909>
- [6] Gunes Aluc. 2015. *Workload Matters: A Robust Approach to Physical RDF Database Design*. Ph.D. Dissertation. University of Waterloo, Ontario, Canada. <http://hdl.handle.net/10012/9774>
- [7] James Cheng, Yiping Ke, and Wilfred Ng. 2009. Efficient processing of group-oriented connection queries in a large graph. In *Proceedings of the 18th ACM conference on Information and knowledge management*. ACM, 1481–1484.
- [8] Luigi Pietro Cordella, Pasquale Foggia, Carlo Sansone, and Mario Vento. 2001. An improved algorithm for matching large graphs. In *Proc. IAPR-TC15 Workshop on Graph-based Representations in Pattern Recognition*. 149–159.
- [9] Luigi P Cordella, Pasquale Foggia, Carlo Sansone, and Mario Vento. 2004. A (sub)graph isomorphism algorithm for matching large graphs. *IEEE Trans. on Pattern Analysis and Machine Intelligence* 26, 10 (2004), 1367–1372.
- [10] Jérôme Euzenat, Pavel Shvaiko, et al. 2007. *Ontology matching*. Vol. 18. Springer.
- [11] Ronald Fagin, Amnon Lotem, and Moni Naor. 2003. Optimal aggregation algorithms for middleware. *J. Comput. Syst. Sci.* 66, 4 (2003), 614–656. [https://doi.org/10.1016/S0022-0000\(03\)00026-6](https://doi.org/10.1016/S0022-0000(03)00026-6)
- [12] Christos Faloutsos, Kevin S McCurley, and Andrew Tomkins. 2004. Fast discovery of connection subgraphs. In *Proceedings of the tenth ACM SIGKDD international conference on Knowledge discovery and data mining*. ACM, 118–127.
- [13] Gang Feng. 2014. Finding k shortest simple paths in directed graphs: A node classification algorithm. *Networks* 64, 1 (2014), 6–17.
- [14] Jiawei Han, Yizhou Sun, Xifeng Yan, and Philip S Yu. 2010. Mining knowledge from databases: an information network analysis approach. In *Proc. ACM SIGMOD*. 1251–1252.
- [15] Huahai He and Ambuj K Singh. 2008. Graphs-at-a-time: query language and access methods for graph databases. In *Proc. SIGMOD*. 405–418.
- [16] John Hersherberger, Matthew Maxel, and Subhash Suri. 2007. Finding the K Shortest Simple Paths: A New Algorithm and Its Implementation. *ACM Trans. Algorithms* 3, 4, Article 45 (Nov. 2007). <https://doi.org/10.1145/1290672.1290682>
- [17] Katja Hose and Ralf Schenkel. 2013. WARP: Workload-aware replication and partitioning for RDF. In *Workshops Proceedings of the 29th IEEE International Conference on Data Engineering, ICDE 2013, Brisbane, Australia, April 8-12, 2013*, Chee Yong Chan, Jiaheng Lu, Kjetil Nørveg, and Egemen Tanin (Eds.). IEEE Computer Society, 1–6. <https://doi.org/10.1109/ICDEW.2013.6547414>
- [18] Jiewen Huang, Daniel J. Abadi, and Kun Ren. 2011. Scalable SPARQL Querying of Large RDF Graphs. *PVLDB* 4, 11 (2011), 1123–1134. <http://www.vldb.org/pvldb/vol4/p1123-huang.pdf>
- [19] Ihab F. Ilyas, Walid G. Aref, and Ahmed K. Elmagarmid. 2004. Supporting Top-k Join Queries in Relational Databases. *The VLDB Journal* 13, 3 (Sept. 2004), 207–221. <https://doi.org/10.1007/s00778-004-0128-2>
- [20] Ihab F. Ilyas, George Beskales, and Mohamed A. Soliman. 2008. A survey of top-k query processing techniques in relational database systems. *ACM Comput. Surv.* 40, 4 (2008), 11:1–11:58. <https://doi.org/10.1145/1391729.1391730>
- [21] Gjergji Kasneci, Shady Elbassuoni, and Gerhard Weikum. 2009. Ming: mining informative entity relationship subgraphs. In *Proc. CIKM*. ACM, 1653–1656.
- [22] Naoki Katoh, Toshihide Ibaraki, and Hisashi Mine. 1982. An efficient algorithm for k shortest simple paths. *Networks* 12, 4 (1982), 411–427.
- [23] Ioannis Koutis and Ryan Williams. 2016. LIMITS and Applications of Group Algebras for Parameterized Problems. *ACM Trans. Algorithms* 12, 3 (2016), 31:1–31:18. <https://doi.org/10.1145/2885499>
- [24] Robert Krauthgamer and Ohad Trabelsi. 2017. Conditional Lower Bound for Subgraph Isomorphism with a Tree Pattern. *CoRR* abs/1708.07591 (2017). arXiv:1708.07591 <http://arxiv.org/abs/1708.07591>
- [25] Jinsoo Lee, Wook-Shin Han, Romans Kasperovics, and Jeong-Hoon Lee. 2012. An In-depth Comparison of Subgraph Isomorphism Algorithms in Graph Databases. *Proc. VLDB Endowment* 6, 2 (2012), 133–144.
- [26] Jiongqian Liang, Deepak Ajwani, Patrick K Nicholson, Alessandra Sala, and Srinivasan Parthasarathy. 2016. What Links Alice and Bob?: Matching and Ranking Semantic Patterns in Heterogeneous Networks. In *Proc. WWW*. 879–889.
- [27] Anna Lubiw. 1981. Some NP-complete problems similar to graph isomorphism. *SIAM J. Comput.* 10, 1 (1981), 11–21.
- [28] Apostol Natsev, Yuan-Chi Chang, John R. Smith, Chung-Sheng Li, and Jeffrey Scott Vitter. 2001. Supporting Incremental Join Queries on Ranked Inputs. In *VLDB 2001, Proceedings of 27th International Conference on Very Large Data Bases, September 11-14, 2001, Roma, Italy*. 281–290. <http://www.vldb.org/conf/2001/P281.pdf>
- [29] Thomas Neumann and Gerhard Weikum. 2010. The RDF-3X engine for scalable management of RDF data. *VLDB J.* 19, 1 (2010), 91–113. <https://doi.org/10.1007/s00778-009-0165-y>
- [30] Eric Prud, Andy Seaborne, et al. 2006. SPARQL query language for RDF. (2006).
- [31] Cartic Ramakrishnan, William H Milnor, Matthew Perry, and Amit P Sheth. 2005. Discovering informative connection subgraphs in multi-relational graphs. *ACM SIGKDD Explorations Newsletter* 7, 2 (2005), 56–63.
- [32] Liam Roditty. 2007. On the K -simple shortest paths problem in weighted directed graphs. In *Proceedings of the Eighteenth Annual ACM-SIAM Symposium on Discrete Algorithms, SODA*. 920–928.
- [33] Haichuan Shang, Ying Zhang, Xuemin Lin, and Jeffrey Xu Yu. 2008. Taming Verification Hardness: An Efficient Algorithm for Testing Subgraph Isomorphism. *Proc. VLDB Endowment* 1, 1 (2008), 364–375.
- [34] Yizhou Sun and Jiawei Han. 2013. Mining heterogeneous information networks: a structural analysis approach. *ACM SIGKDD Explorations Newsletter* 14, 2 (2013), 20–28.
- [35] Yizhou Sun, Jiawei Han, Xifeng Yan, Philip S Yu, and Tianyi Wu. 2011. Pathsim: Meta path-based top-k similarity search in heterogeneous information networks. *Proc. VLDB Endowment* 4, 11 (2011), 992–1003.
- [36] Hanghang Tong and Christos Faloutsos. 2006. Center-piece subgraphs: problem definition and fast solutions. In *Proceedings of the 12th ACM SIGKDD international conference on Knowledge discovery and data mining*. ACM, 404–413.
- [37] Julian R Ullmann. 1976. An algorithm for subgraph isomorphism. *JACM* 23, 1 (1976), 31–42.
- [38] Fang Wei. 2010. Efficient graph reachability query answering using tree decomposition. In *Int. Workshop on Reachability Problems*. 183–197.
- [39] Mihalis Yannakakis. 1981. Algorithms for Acyclic Database Schemes. In *Very Large Data Bases, 7th International Conference, September 9-11, 1981, Cannes, France, Proceedings*. 82–94.
- [40] Jin Y. Yen. 1971. Finding the K Shortest Loopless Paths in a Network. *Management Science* 17, 11 (1971), 712–716.
- [41] Shijie Zhang, Shirong Li, and Jiong Yang. 2009. GADDI: distance index based subgraph matching in biological networks. In *Proc. EDBT*. 192–203.

A APPENDIX: PROOF OF THEOREMS

PROOF THEOREM 4.1. We sketch the main ideas of the proof. (1) By definition of Alg. 2, for c to be reached during the top-down search, there has to exist a path c_1, c_2, \dots, c_j , where $c_j = c$, from a root node candidate c_1 down to c . For each i , let $q_i \in V_Q$ denote the query node for which $c_i \in \text{Candidates}(q_i)$ is a candidate. Without loss of generality, let c_i be the *left-most* child of c_{i-1} , $i = 2, \dots, j$. We next show that we can construct a query result from the path, the sub-tree rooted at c_j , and the *right* sub-trees for all c_i , $i < j$.

By definition, Alg. 1 only adds a candidate c_i to a query node q_i , if there exists a sub-tree rooted at c_i in G that is isomorphic to the sub-tree rooted at q_i in query Q . (Otherwise c_i would not have been reached during the bottom-up edge traversal from *all* its leaves.) It is now easy to see that (i) the path q_1, q_2, \dots, q_j , (ii) all *right* sub-trees of the nodes in $\{q_1, q_2, \dots, q_{j-1}\}$, and (iii) the sub-tree rooted at c_j , together cover the entire query graph and are pairwise disjoint. Hence the corresponding candidate instances, i.e., (i) path c_1, c_2, \dots, c_j , (ii) the right sub-tree matches rooted at each candidate in c_1, c_2, \dots, c_{j-1} , and (iii) the sub-tree match rooted at c_j , form a query result containing candidate $c_j = c$ for query node $q_j = q$. \square

PROOF THEOREM 4.2. Recall that the priority of a partial pattern P is defined as the sum of the weights of all matched edges, plus the sum of the pre-computed weights of all unmatched sub-trees rooted at the corresponding matched candidates in P . A candidate's sub-tree weight, by definition, is the minimum over all possible matches in the sub-tree rooted at this candidate. Hence any successor of P , which might not expand along the edges that determined the minimum sub-tree weights, will have a priority value greater than or equal to the priority value of P . \square

PROOF THEOREM 4.3. Similar to the proof for Lemma 4.2, we start with the fact that the priority of a partial pattern P is defined as the sum of the weights of all matched edges, plus the sum of the pre-computed weights of all unmatched sub-trees rooted at the corresponding matched candidates in P . Since a candidate's sub-tree weight, by definition, is the minimum over all possible matches in the sub-tree rooted at this candidate, there exists a full match whose weight is equal to that minimum. For a partial match $P = (c_1, c_2, \dots, c_i)$, successor $(c_1, c_2, \dots, c_i, c_{i+1})$ has the same priority w if the edge connecting c_{i+1} to the pattern is the one that determined the minimum weight value for the corresponding sub-tree in the parent of c_{i+1} . \square

PROOF THEOREM 4.6. Consider two results $P = (c_1, c_2, \dots, c_{|V_Q|})$ and $P' = (c'_1, c'_2, \dots, c'_{|V_Q|})$ with weights w and w' , respectively, such that $w < w'$. Assume that the prefix π of P that was expanded into full result P was popped at time j ; and similarly for prefix π' of P' and time j' . We now prove that $j < j'$. Lemma 4.3 implies that the priority of π' at time j' is w' . Similarly, Lemmas 4.2 and 4.3 imply that at time j' , no prefix of P could have been in pq. Any such prefix of P has priority less than or equal to w , hence would have been in front of π' at time j' . By definition, Alg. 2 can only push successors of a pattern it pops from pq. This implies that it can only push patterns that are successors of those partial matches currently in pq. (Note that it initially pushes all

root candidates, guaranteeing the 1-node prefixes of all result patterns are initially in pq.) Since at time j' there is no prefix of P in pq, Alg. 2 cannot push or pop any such prefix after time j' . This in turn implies that it must have popped π in an earlier pop operation before j' . \square

PROOF THEOREM 4.8. The upper bound follows from Corollary 4.7. We show that the bound is tight: Assume all results have the same prefix $(c_1, \dots, c_{|V_Q|-1})$, except for the last node. Then Alg. 2 pushes only root c_1 , immediately pops it, then expands until reaching $(c_1, \dots, c_{|V_Q|-1})$. The next expansion produces $\#results$ many patterns that are all pushed to pq, except for the minimal one. Hence at this point there are $(\#results - 1)$ elements in pq, each consisting of $|V_Q|$ matched nodes. \square

PROOF THEOREM 4.9. Theorem 4.1 implies $\text{outdegree} \leq r_H$. Due to front-element optimization, the next full match is computed by (1) popping the first element from pq in time logarithmic in queue size, which is at most $r_H - 1$, then (2) expanding the partial match node-by-node until a full match. The latter requires retrieving all edges from a currently matched node in the partial match to the next unmatched node according to pre-order traversal. There are at most outDegree such edges, resulting in the corresponding number of pushes to pq, each at (expected) constant cost. This is done at most $|E_Q|$ times, which is a constant (see above). \square

PROOF THEOREM 4.10. For the lower bound, note that each of the r_H results has to be output. For the total cost of Alg. 2, Theorem 4.6 and Corollary 4.7 guarantee that the total number of push and pop operations on pq is r_H . Since the former has constant cost, and the latter is logarithmic in queue size, we obtain an upper bound of $O(r_H \log r_H)$ for operations on pq. (To be precise, for both bulk-computation and Alg. 2, there is another additive term to account for the number of edges accessed to assemble each result pattern. This number is linear in r_H .) \square