

Generalized kernels of polygons under rotation*

David Orden¹, Leonidas Palios², Carlos Seara³, and Paweł Żyliński⁴

¹Departamento de Física y Matemáticas, Universidad de Alcalá,
Spain, david.orden@uah.es

²Dept. of Computer Science and Engineering, University of
Ioannina, Greece, palios@cs.uoi.gr

³Mathematics Department, Universitat Politècnica de Catalunya,
Spain, carlos.seara@upc.edu

⁴Institute of Informatics, University of Gdańsk, Poland,
zylinski@inf.ug.edu.pl

Abstract

Given a set \mathcal{O} of k orientations in the plane, two points inside a simple polygon P *\mathcal{O} -see each other* if there is an \mathcal{O} -staircase contained in P that connects them. The \mathcal{O} -kernel of P is the subset of points which \mathcal{O} -see all the other points in P . This work initiates the study of the computation and maintenance of the \mathcal{O} -Kernel of a polygon P as we rotate the set \mathcal{O} by an angle θ , denoted $\mathcal{O}\text{-Kernel}_\theta(P)$. In particular, we design efficient algorithms for (i) computing and maintaining $\{0^\circ\}\text{-Kernel}_\theta(P)$ while θ varies in $[-\frac{\pi}{2}, \frac{\pi}{2})$, obtaining the angular intervals where the $\{0^\circ\}\text{-Kernel}_\theta(P)$ is not empty and (ii) for orthogonal polygons P , computing the orientation $\theta \in [0, \frac{\pi}{2})$ such that the area and/or the perimeter of the $\{0^\circ, 90^\circ\}\text{-Kernel}_\theta(P)$ are maximum or minimum. These results extend previous works by Gewali, Palios, Rawlins, Schuierer, and Wood.

1 Introduction

The problem of computing the kernel of a polygon is a well-known visibility problem in computational geometry [3, 4, 6], closely related to the problem of guarding a polygon and to the motion problem of a robot inside a polygon with

*David Orden is supported by MINECO projects MTM2014-54207, MTM2017-83750-P, and by UE H2020-MSCA-RISE project 734922-CONNECT. Carlos Seara is supported by Gen. Cat. project DGR 2014SGR46, by MINECO project MTM2015-63791-R, and by UE H2020-MSCA-RISE project 734922-CONNECT. Paweł Żyliński is supported by the grant 2015/17/B/ST6/01887 (National Science Centre, Poland).



This project has received funding from the European Union's Horizon 2020 research and innovation programme under the Marie Skłodowska-Curie grant agreement No 734922.

the restriction that the robot path must be *monotone* in some predefined set of orientations [5, 7, 8]. The present contribution goes a step further in the latter setting, by allowing that set of predefined orientations to rotate.

A curve \mathcal{C} is 0° -convex if its intersection with any 0° -line (parallel to the x -axis) is connected or, equivalently, if the curve \mathcal{C} is y -monotone. Extending this definition, a curve \mathcal{C} is α -convex if the intersection of \mathcal{C} with any line forming angle α with the x -axis is connected or, equivalently, if the curve \mathcal{C} is monotone with respect to the direction perpendicular to such a line. Let us now consider a set \mathcal{O} of k orientations in the plane, each of them given by an oriented line ℓ_i through the origin of the coordinate system and forming a counterclockwise angle α_i with the positive x -axis, so that $\mathcal{O} = \{\alpha_1, \dots, \alpha_k\}$. Then, a curve is \mathcal{O} -convex if it is α_i -convex for all i , $1 \leq i \leq k$. Notice that the orientations in \mathcal{O} are between 0° and 180° . From now on, an \mathcal{O} -convex curve will be called an \mathcal{O} -staircase.

Definition 1 Let p and q be points inside a simple polygon P . We say that p and q \mathcal{O} -see each other or that they are \mathcal{O} -visible from each other if there is an \mathcal{O} -staircase contained in P that connects p and q . The \mathcal{O} -Kernel of P , denoted $\mathcal{O}\text{-Kernel}(P)$, is the subset of points in P which \mathcal{O} -see all the other points in P . We denote by $\mathcal{O}\text{-Kernel}_\theta(P)$ the \mathcal{O} -kernel when the set \mathcal{O} is rotated by an angle θ .

Schuieler, Rawlins, and Wood [7] defined the restricted orientation visibility or \mathcal{O} -visibility in a simple polygon P with n vertices, giving an algorithm to compute the $\mathcal{O}\text{-Kernel}(P)$ in time $O(k + n \log k)$ with $O(k \log k)$ preprocessing time to sort the set \mathcal{O} of k orientations. In order to do so, they used the following observation:

Observation 2 For any simple polygon P , the $\mathcal{O}\text{-Kernel}(P)$ is \mathcal{O} -convex and connected. Furthermore,

$$\mathcal{O}\text{-Kernel}(P) = \bigcap_{\alpha_i \in \mathcal{O}} \alpha_i\text{-Kernel}(P).$$

The computation of the $\mathcal{O}\text{-Kernel}$ has been considered by Gewali [1] as well, who described an $O(n)$ -time algorithm for orthogonal polygons without holes and an $O(n^2)$ -time algorithm for orthogonal polygons with holes. The problem is a special case of the one considered by Schuieler and Wood [9] whose work implies an $O(n)$ -time algorithm for orthogonal polygons without holes and an $O(n \log n + m^2)$ -time algorithm for orthogonal polygons with $m \geq 1$ holes. More recently, Palios [5] gave an output-sensitive algorithm for computing the $\mathcal{O}\text{-Kernel}$ of an n -vertex orthogonal polygon P with m holes, for $\mathcal{O} = \{0^\circ, 90^\circ\}$. This algorithm runs in $O(n + m \log m + \ell)$ time where $\ell \in O(1 + m^2)$ is the number of connected components of the $\{0^\circ, 90^\circ\}\text{-Kernel}(P)$. Additionally, a modified version of this algorithm computes the number ℓ of connected components of the $\{0^\circ, 90^\circ\}\text{-Kernel}$ in $O(n + m \log m)$ time.

2 The rotated $\{0^\circ\}\text{-Kernel}_\theta(P)$

In this section, for a given n -vertex simple polygon P , we deal with the rotation by $\theta \in [-\frac{\pi}{2}, \frac{\pi}{2})$ of the $\mathcal{O}\text{-Kernel}(P)$ in the particular case of $\mathcal{O} = \{0^\circ\}$. For the

steady case $\theta = 0$, when the kernel is composed by the points which see every point in P via a y -monotone curve, Schuierer, Rawlins, and Wood [7] presented the following results.

Definition 3 *A reflex vertex p_i in P where p_{i-1} and p_{i+1} are both below (respectively, above) p_i is a reflex maximum (respectively, reflex minimum). A horizontal edge with two reflex vertices may also form a reflex maximum or minimum.*

Let $C(P)$ be the (infinite) strip defined by the horizontal lines h_N and h_S passing through the lowest reflex minimum, p_N , and the highest reflex maximum, p_S .

Lemma 4 ([7]) *The $\{0^\circ\}$ -Kernel(P) is the intersection $C(P) \cap P$.*

Observation 5 *Notice that P may not have a reflex maximum, and in that case we have to take as the highest reflex maximum the lowest vertex of P . Analogously, if P has no reflex minimum, then we take as the lowest reflex minimum the highest vertex of P . Notice also that a horizontal edge of P may also form a reflex maximum or minimum. If P is a convex polygon then the $\{0^\circ\}$ -Kernel(P) is the whole P .*

Corollary 6 ([7]) *The $\{0^\circ\}$ -Kernel(P) can be computed in $O(n)$ time.*

It is clear that there are neither reflex minima nor reflex maxima within $C(P)$. Moreover, the lines h_N and h_S contain the segments of the *north* and *south* boundary of the $\{0^\circ\}$ -Kernel(P). See Figure 1, left.

Let c^l and c^r denote the left and the right polygonal chains defined by the respective left and right parts of the boundary of P inside $C(P)$. Because of Lemma 4, both chains are 0° -convex curves, i.e., y -monotone chains.

Corollary 7 *The area and perimeter of $\{0^\circ\}$ -Kernel(P) can be computed in $O(n)$ time.*

Proof. To compute the area of the $\{0^\circ\}$ -Kernel(P) = $C(P) \cap P$ we proceed as follows. The lines h_N and h_S contain the segments of the north and south boundary of the $\{0^\circ\}$ -Kernel(P). The area can be computed by decomposing it into (finite) horizontal strips, which in fact are trapezoids defined by the edges of P inside $C(P)$ in such a way that correspond to consecutive vertices from the merging of the sorted list of the vertices of either c^l or c^r . Each strip is computed in constant time, and therefore, the area of $\{0^\circ\}$ -Kernel(P) = $C(P) \cap P$ can be computed in $O(|c^l| + |c^r|)$ time.

Computing the perimeter is simpler, because we only need to add the lengths of both chains c^l and c^r and the lengths of the sides of the north and south boundary of the $\{0^\circ\}$ -Kernel(P); this requires computing the intersection of the lines h_N and h_S with the boundary of P and can be done in $O(|c^l| + |c^r|)$ time. \square

Next, we will compute the $\{0^\circ\}$ -Kernel $_\theta(P)$ as θ varies from $-\frac{\pi}{2}$ to $\frac{\pi}{2}$. To do that, first we need to maintain the strip boundary $C_\theta(P)$ during the variation of θ , i.e., the equations of the two horizontal lines $h_N(\theta)$ and $h_S(\theta)$ which contain the current horizontal sides of $\{0^\circ\}$ -Kernel $_\theta(P)$, in such a way that for a given

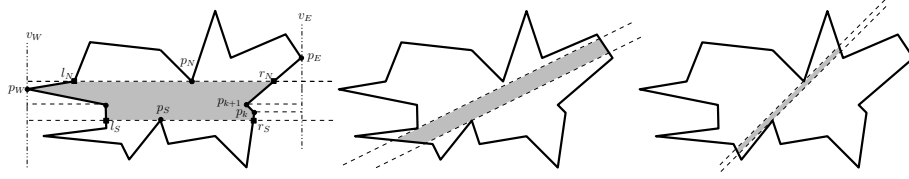


Figure 1: A rotating $\{0^\circ\}$ -Kernel $_\theta(P)$ for $\theta = 0$ (left), $\theta = \frac{\pi}{8}$ (middle), and $\theta = \frac{\pi}{4}$ (right).

value of θ the boundary of $C_\theta(P)$ can be computed from these equations. Second, we also need to maintain the set of vertices of the left and right chains c_θ^l and c_θ^r of $\{0^\circ\}$ -Kernel $_\theta(P)$.

First, we observe that Definition 3 of a reflex maximum and a reflex minimum, with respect to the horizontal orientation, extends easily for any given orientation $\theta \in [-\frac{\pi}{2}, \frac{\pi}{2})$. Then, for every reflex vertex $p_i \in P$ we compute in constant time the angular interval $(\theta_1^i, \theta_2^i) \subset [-\frac{\pi}{2}, \frac{\pi}{2})$ of the orientations such that $p_i \in P$ is a candidate reflex maximum or reflex minimum. Finally, in constant time we compute the corresponding *slope intervals* $(m_1^i, m_2^i) \subset (-\infty, \infty)$ for the lines with these orientations. Using these to sweep in the dual plane, we get the following result, where $\alpha(n)$ is the extremely slowly-growing inverse of Ackermann's function and $O(n \alpha(n))$ comes from the complexity of the upper and lower envelopes of a set of n straight line segments in the plane:

Theorem 8 *For an n -vertex simple polygon P , there are $O(n \alpha(n))$ angular intervals $(\theta_1, \theta_2) \subset [-\frac{\pi}{2}, \frac{\pi}{2})$ such that $\{0^\circ\}$ -Kernel $_\theta(P) \neq \emptyset$ for all the values of $\theta \in (\theta_1, \theta_2)$, and the set of such intervals can be computed in $O(n \log n)$ time.*

Proof. We sketch an algorithm to compute and maintain the $\{0^\circ\}$ -Kernel $_\theta(P)$ as θ varies in $[-\frac{\pi}{2}, \frac{\pi}{2})$ which, together with Lemma 4, proves the statement.

$\{0^\circ\}$ -Kernel $_\theta(P)$ ALGORITHM:

Maintaining $C_\theta(P)$

1. Following the sequence of vertices of P , compute whether $p_i \in P$ is a reflex vertex, and in the affirmative, compute its corresponding reflex angular interval (θ_1^i, θ_2^i) and its reflex slope interval (m_1^i, m_2^i) defined by lines containing the two edges incident to p_i such that the vertex p_i is either a reflex maximum or a reflex minimum vertex. Note that a reflex vertex $p_i \in P$ can have either one reflex slope interval or two, in the case that it contains the orientation $\pi/2$.
2. Sort the set of endpoints of all the slope intervals above in a circular sequence. Thus, we can do a rotating ray sweep in order to maintain the sequence of the reflex maximum or reflex minimum vertices which are *active* with a current slope θ , and the corresponding sequence of events.

If for some $\theta \in [-\frac{\pi}{2}, \frac{\pi}{2})$ a ray does not intersect an angular interval, it is because for that orientation there is no reflex vertex (i.e., that boundary part of P is a convex chain) and, as pointed out before, we have to take as the lowest maximum reflex vertex or as highest minimum reflex vertex, respectively the lowest vertex of P or the highest vertex of P in that

orientation θ . These will be vertices of the convex hull of P , denoted by $CH(P)$.

3. From the information of step 2, compute the sequence of *event intervals*. Each event interval is given by a pair of angular values, say $(\theta_1, \theta_2) \subset [-\frac{\pi}{2}, \frac{\pi}{2})$, such that for any value $\theta \in (\theta_1, \theta_2)$ the strip $C_\theta(P)$ is supported by the same pair of vertices of P . See Figure 1. Note that, by Lemma 4, there is no strip $C_\theta(P)$ if the lowest reflex minimum is below the highest reflex maximum. To compute the sequence of event intervals we proceed as follows:

We do the dualization of the set of vertices $p_i \in P$ which are reflex vertices together with those vertices of P which belong to $CH(P)$, getting for each of them a line $D(p_i)$ in the dual. On each of these lines $D(p_i)$ we *mark* the corresponding reflex slope interval of its primal point p_i . See Figure 2.

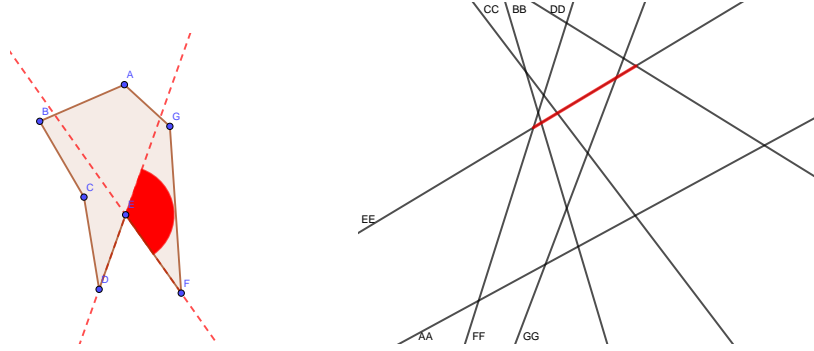


Figure 2: Dualization of a reflex slope interval.

Thus, an angular interval of a point p_i is translated into a straight segment on the line $D(p_i)$, getting a set \mathcal{D} of a linear number of straight segments in the dual plane, together with the polygonal lines defining the upper and lower hulls of $CH(P)$.

The goal with this transformation is to compute the set of *event intervals*, each of them defined by a pair of orientation values, say (θ_1, θ_2) , such that for each given orientation $\theta \in (\theta_1, \theta_2)$, the pair of vertices of P defining the lowest reflex minimum and the highest reflex maximum does not change. We dualize the lines with orientation θ which are supporting the current (minimum or maximum) reflex vertices. The dualization keeps the above-below relation between lines and/or points. The vertical sweep line corresponding to θ intersects some straight line segments, and the upper and the lower intersected segments define in the primal the lowest reflex minimum and the highest reflex maximum.

4. In $O(n \log n)$ time, compute the lower envelope of \mathcal{D} , denoted by $\mathcal{L}_{\mathcal{D}}$, and the upper envelope of \mathcal{D} , denoted by $\mathcal{U}_{\mathcal{D}}$. Also in $O(n \log n)$ time, sweeping the arrangement formed by $\mathcal{L}_{\mathcal{D}} \cup \mathcal{U}_{\mathcal{D}}$ we get the sequence of pairs of vertices formed by the *lowest reflex minimum* and the *highest reflex maximum* for each one of the *event intervals* (θ_1, θ_2) as θ varies in $[-\frac{\pi}{2}, \frac{\pi}{2})$.

It is known that the upper envelope and the lower envelope of a set of n possibly-intersecting straight line segments in the plane has worst-case

complexity $O(n\alpha(n))$, where $\alpha(n)$ is the extremely slowly-growing inverse of Ackermann's function. The computation of the upper (and the lower) envelope of a set of n line segments can be done in optimal $O(n \log n)$ time [2]. So, we have that the number of pairs is $O(n\alpha(n))$.

□

Observation 9 *To maintain the polygonal chains c_θ^l and c_θ^r of $\{0^\circ\}$ -Kernel $_\theta(P)$ we compute the intersections of the lines $h_N(\theta)$ and $h_S(\theta)$ with the boundary of P , maintaining the information of the first and the last vertices of c_θ^l and c_θ^r in the current interval (θ_1, θ_2) .*

3 The rotated $\{0^\circ, 90^\circ\}$ -Kernel $_\theta(P)$ of simple orthogonal polygons

We now extend our study to $\mathcal{O} = \{0^\circ, 90^\circ\}$ for the particular case of orthogonal polygons, where it suffices to consider $\theta \in [0, \frac{\pi}{2})$.

Each edge of an orthogonal polygon is a *N-edge*, *S-edge*, *E-edge*, or *W-edge* if it bounds the polygon from the north, south, east, or west, respectively. For $D \in \{N, S, E, W\}$, a *D-edge* is a *D-dent* (resp., *D-extremity*) if both of its endpoints are reflex (resp., convex) vertices of the polygon. Next, a *NE-staircase* is a sequence of alternating N- and E-edges and similarly we can define the *NW-staircase*, *SE-staircase*, and *SW-staircase*; clearly, each such staircase is both *x*- and *y*-monotone. Finally, depending on the type of incident edges, a *reflex* vertex of the given orthogonal polygon P is called a *NE-reflex vertex* if it is incident to a N-edge and an E-edge, and analogously for *NW*-, *SE*- and *SW-reflex vertices*. See Fig. 3(a).

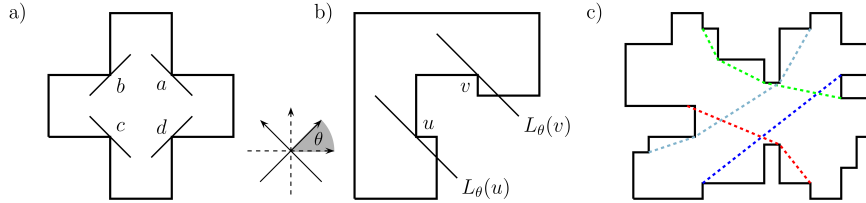


Figure 3: (a) Clipping lines through the reflex vertices of the polygon, where a, b, c, d are respectively a NE-, NW-, SW-, and SE-reflex vertex. (b) Illustration for Lemma 12. (c) An orthogonal polygon belonging to the family \mathcal{Q} .

The size of the kernel. For $\theta = 0$, in accordance with Observation 2 and Lemma 4, the $\{0^\circ, 90^\circ\}$ -Kernel $_0(P)$ equals the intersection of P with the four *closed* halfplanes defined below the lowermost N-dent, above the topmost S-dent, right of the rightmost W-dent, and left of the leftmost E-dent, if such dents exist; thus, the $\{0^\circ, 90^\circ\}$ -Kernel $_0(P)$ can be computed in $O(n)$ time. For $\theta \in (0, \frac{\pi}{2})$, the $\{0^\circ, 90^\circ\}$ -Kernel $_\theta(P)$ can be abotained by clipping P about appropriate lines; it turns out that *every* reflex vertex contributes such a clipping line. In particular, each NW- or SE-reflex vertex contributes a clipping line parallel to 0°_θ whereas each NE- or SW-reflex vertex contributes a clipping line parallel to 90°_θ , where α_θ denotes the rotation of the orientation α by the angle θ ; see Fig. 3(a).

Thus, if there exist reflex vertices of all four types, the $\{0^\circ, 90^\circ\}$ -Kernel $_\theta(P)$ has two pairs of sides, with one pair parallel to each of the rotated orientations. Moreover, an extremity may contribute an edge to the kernel; however, we can prove that only one extremity from each of the four kinds may do so.

Lemma 10 *Let P be an orthogonal polygon that has at least two N-extremities and let e be a lowermost N-extremity. Then, for each $\theta \in (0, \pi/2)$,*

- (i) *for any N-extremity e' of P at a greater y -coordinate than e , no point of e' belongs to the $\{0^\circ, 90^\circ\}$ -Kernel $_\theta(P)$;*
- (ii) *if there is a N-extremity e'' at the same y -coordinate as e , no point of e as well as no point of e'' belongs to the $\{0^\circ, 90^\circ\}$ -Kernel $_\theta(P)$.*

Similar results hold if P has at least two E-extremities, S-extremities, or W-extremities.

Proof. Let u, v be the left and right endpoint of e , respectively, and let L_u (L_v , respectively) be the line through u (v , respectively) at angle θ ($\theta + 90^\circ$, respectively) with the positive x -axis. Since $u \in L_u$, no \mathcal{O}_θ -convex curve can intersect L_u at a point other than u ; thus, any \mathcal{O}_θ -convex curve reaching u has to be (except for its endpoint u) below L_u . Similarly, any \mathcal{O}_θ -convex curve reaching v has to be (except for its endpoint v) below L_v . Thus, any point of P that \mathcal{O}_θ -sees both u, v has to lie in the part of P below both L_u, L_v ; the lemma follows since the N-extremities e' and e'' are higher or at the same y -coordinate as e . \square

On the other hand, if the polygon has no NE-reflex vertices then there is a unique N-extremity and a unique E-extremity, which share a common endpoint, and then the $\{0^\circ, 90^\circ\}$ -Kernel $_\theta(P)$ has no additional edges in such a case. Similar results hold in the cases of absence of NW-reflex, SW-reflex, or SE-reflex vertices. Therefore, we obtain:

Lemma 11 *The rotated $\{0^\circ, 90^\circ\}$ -Kernel $_\theta(P)$ has at most eight edges.*

In order to compute the $\{0^\circ, 90^\circ\}$ -Kernel $_\theta(P)$ for each value of θ , we need to collect the sets of the four types of reflex vertices of P and compute the convex hull of each of them, which will give us the corresponding minimum or maximum. We can show the following ($v.x$ and $v.y$ denote the x - and y -coordinates of a vertex v , respectively):

Lemma 12 *Let P be an orthogonal polygon. If u and v are a NE-reflex and a SW-reflex vertex of P , respectively, such that $v.x \geq u.x$ and $v.y \geq u.y$ (see Fig. 3(b)), then for each $\theta \in (0, \frac{\pi}{2})$, the $\{0^\circ, 90^\circ\}$ -Kernel $_\theta(P)$ is empty. Similarly, if u', v' are a NW-reflex and a SE-reflex vertex of P , respectively, such that $v'.x \leq u'.x$ and $v'.y \geq u'.y$, then for each $\theta \in (0, \frac{\pi}{2})$, the $\{0^\circ, 90^\circ\}$ -Kernel $_\theta(P)$ is empty.*

Proof. For each $\theta \in (0, \frac{\pi}{2})$, let $L_\theta(u), L_\theta(v)$ be the lines forming angle $90^\circ + \theta$ with the positive x -axis that are tangent at u, v , respectively (see Fig. 3(b)). Clearly, $L_\theta(u)$ is below and to the left of $L_\theta(v)$. This leads to a contradiction since the kernel can neither be higher than $L_\theta(u)$ nor lower than $L_\theta(v)$. \square

Next, let \mathcal{Q} be the family of simple orthogonal polygons whose boundary (in ccw traversal) consists of the concatenation of (i) a y -monotone chain from the lowermost E-extremity to the topmost E-extremity, (ii) a NE-staircase to the rightmost N-extremity, (iii) an x -monotone chain to the leftmost N-extremity, (iv) a NW-staircase to the topmost W-extremity, (v) a y -monotone chain to the lowermost W-extremity, (vi) a SW-staircase to the leftmost S-extremity, (vii) an x -monotone chain to the rightmost S-extremity, and (viii) a SE-staircase to the lowermost E-extremity. See Fig. 3(c). Note that each pair of extremities and the monotone chain between them may degenerate into a single extremity, whereas each staircase may degenerate into a 2-edge chain.

Corollary 13 *If $P \notin \mathcal{Q}$, then the $\{0^\circ, 90^\circ\}$ -Kernel $_\theta(P)$ is empty for each $\theta \in (0, \frac{\pi}{2})$.*

Proof. Let \mathcal{E} (resp., \mathcal{N}) be the subset of E-extremities (resp., N-extremities) such that $e \in \mathcal{E}$ (resp., $e \in \mathcal{N}$) iff for every point p of $e \in \mathcal{E}$ (resp., $e \in \mathcal{N}$), the rightward horizontal ray (resp., upward vertical ray) from p does not intersect the interior of P ; clearly, $\mathcal{E} \neq \emptyset$ and $\mathcal{N} \neq \emptyset$.

If the ccw chain of edges from the topmost E-extremity e in \mathcal{E} to the rightmost N-extremity e' in \mathcal{N} contains a S-edge, and let e'' be the first encountered S-edge from e to e' , then the rightmost edge in the ccw boundary chain from e'' to e' is an E-extremity in \mathcal{E} higher than e , whereas if it contains an W-edge then the edge preceding the first-encountered W-edge in the ccw boundary chain from e to e' is a N-extremity in \mathcal{N} to the right of e' ; a contradiction. Hence, the ccw boundary chain from e to e' is a NE-staircase. Next, we show that if the ccw chain of edges from the lowermost E-extremity e_1 in \mathcal{E} to the topmost E-extremity e_2 in \mathcal{E} is not y -monotone, then the $\{0^\circ, 90^\circ\}$ -Kernel $_\theta(P)$ is empty for each $\theta \in (0, \frac{\pi}{2})$. For contradiction, suppose that this chain is not y -monotone. Then, it contains an W-edge; let e be the first encountered such edge. Two cases are possible; see Figure 4.

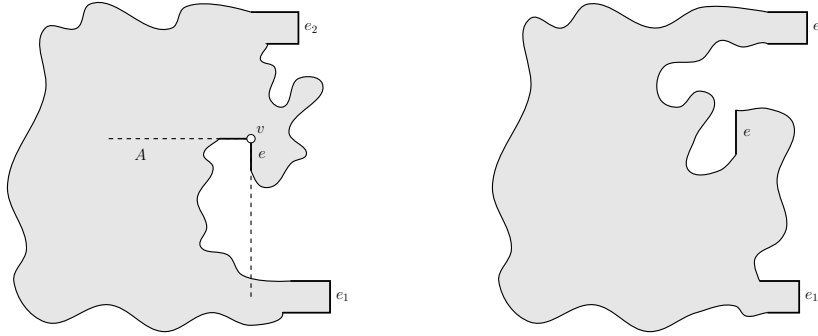


Figure 4: The two possible cases for the proof of Corollary 13.

In the case shown on the left in Figure 4, the edge preceding e is a S-edge and their common endpoint v is a SW-reflex vertex. Let A be the bottom-left quadrant defined by the lines supporting the edges incident on v and let ρ be the part of the boundary chain from e_1 to e that belongs to A . Then, the bottom vertex of the leftmost edge in ρ is a NE-reflex vertex which is to the left and below v , and Lemma 12 implies that the $\{0^\circ, 90^\circ\}$ -Kernel $_\theta(P)$ is empty for each

$\theta \in (0, \frac{\pi}{2})$, as desired. The case shown on the right in Figure 4 is a top-down mirror image of the case shown on the left; hence, the same result holds also for this case. \square

Algorithm. Corollary 13 shows that the $\{0^\circ, 90^\circ\}$ -Kernel $_\theta$ of orthogonal polygons not in \mathcal{Q} is empty for all $\theta \in (0, \frac{\pi}{2})$. For those in \mathcal{Q} , their particular form allows the efficient computation of the kernel. In particular, for any polygon $P \in \mathcal{Q}$, a single traversal of the vertices of P allows us to compute the maxima of the SW-reflex vertices of P in linear time. Indeed, the SW-reflex vertices of such a polygon P belong to the ccw boundary chain from the topmost W-extremity to the rightmost S-extremity; then, both the maxima in the y -monotone chain from the topmost W-extremity to the leftmost S-extremity and the maxima in the x -monotone chain from the leftmost S-extremity to the rightmost S-extremity can be computed in linear time, and the two maxima sequences can be merged in linear time as well. Then, the cw part of the boundary of their convex hull from its topmost to its rightmost vertex (the red dashed line in Fig. 3(c)), which is the useful one, can also be computed in linear time by using the iterative step of the Graham scan algorithm. In a similar fashion, we can compute in linear time the useful boundary parts of the convex hulls of the other three types of reflex vertices; see the dashed lines in Fig. 3(c).

Since the $\{0^\circ, 90^\circ\}$ -Kernel $_\theta(P)$ for each angle $\theta \in [0, \frac{\pi}{2})$ is mainly determined by the, at most, 4 reflex vertices through which clipping lines are passing (Lemma 11), the algorithm needs to maintain these vertices. Therefore, for each edge of each of the at most 4 convex hulls, we compute the corresponding angle $\theta \in [0, \frac{\pi}{2})$ and we associate it with the edge's endpoints, and these angles are sorted by merging the 4 ordered lists of angles. Then, for each pair of consecutive angles $\theta_{prev}, \theta_{cur}$, we have the reflex vertices through which the clipping lines pass for any $\theta \in [\theta_{prev}, \theta_{cur})$, and we compute the at most 8 vertices of the kernel parameterized on θ . Next, we maximize the kernel's area/perimeter for $\theta \in [\theta_{prev}, \theta_{cur})$, and if needed, we update the overall maximum and store the corresponding angle. Thus, we have:

Theorem 14 *Given a simple orthogonal polygon P on n vertices, the value of the angle $\theta \in [0, \frac{\pi}{2})$ such that the $\{0^\circ, 90^\circ\}$ -Kernel $_\theta(P)$ has maximum (or minimum) area/perimeter can be computed in $O(n)$ time and space.*

Below we outline the algorithm, where by x^+ (x^- , resp.) we denote the positive (negative, resp.) x -axis, and by y^+ (y^- , resp.) the positive (negative, resp.) y -axis.

1. Compute the kernel for $\theta = 0$ and its area/perimeter if the kernel is not empty.
2. Check if the given polygon P belongs to the family \mathcal{Q} ; if not, then if the kernel for $\theta = 0$ is not empty, return its area/perimeter and stop, else return that the kernel is always empty and stop;
3. Compute the NW-reflex, NE-reflex, SW-reflex, and SE-reflex vertices of P and their convex hulls NW-hull, NE-hull, SW-hull, and SE-hull, respectively;

4. If at least one of the NW-hull and the SE-hull is empty, then $\theta_{min,1} \leftarrow 0$, $\theta_{max,1} \leftarrow \frac{\pi}{2}$; else if the NW-hull intersects the SE-hull, then return that the kernel is empty for each $\theta \in (0, \frac{\pi}{2})$ and stop; else compute the common internal tangents of these hulls and let $v_{NW,b}$ and $v_{NW,t}$ be the bottom and top points of tangency to the NW-hull; if the bottommost NW-reflex vertex is above the topmost SE-reflex vertex then $\theta_{min,1} \leftarrow 0$ else $\theta_{min,1} \leftarrow$ the ccw angle from x^+ to the tangent incident on $v_{NW,b}$; if the rightmost NW-reflex vertex is to the left of the leftmost SE-reflex vertex then $\theta_{max,1} \leftarrow \frac{\pi}{2}$ else $\theta_{max,1} \leftarrow$ the ccw angle from x^+ to the tangent incident on $v_{NW,t}$; *{work similarly for the NE-hull and SW-hull}*
if at least one of the NE-hull and the SW-hull is empty, then $\theta_{min,2} \leftarrow 0$, $\theta_{max,2} \leftarrow \frac{\pi}{2}$; else if the NE-hull intersects the SW-hull, then return that the kernel is empty for each $\theta \in (0, \frac{\pi}{2})$ and stop; else compute the common internal tangents of these hulls and let $v_{SW,b}$ and $v_{SW,t}$ be the bottom and top points of tangency to the SW-hull; if the rightmost SW-reflex vertex is to the left of the leftmost NE-reflex vertex then $\theta_{min,2} \leftarrow 0$ else $\theta_{min,2} \leftarrow$ the ccw angle from y^+ to the tangent incident on $v_{SW,b}$; if the topmost SW-reflex vertex is below the bottommost NE-reflex vertex then $\theta_{max,2} \leftarrow \frac{\pi}{2}$ else $\theta_{max,2} \leftarrow$ the ccw angle from y^+ to the tangent incident on $v_{SW,t}$;
 $\theta_{min} \leftarrow \max\{\theta_{min,1}, \theta_{min,2}\}$;
 $\theta_{max} \leftarrow \min\{\theta_{max,1}, \theta_{max,2}\}$;
5. Make a sorted list of the ccw angles from y^+ to the line supporting each edge (if any) of the SW-hull from its rightmost to its leftmost point of tangency of the common internal tangents with the NE-hull and associate each angle with the corresponding edge;
make a sorted list of the ccw angles from x^- to the line supporting each edge (if any) of the SE-hull from its rightmost to its leftmost point of tangency of the common internal tangents with the NW-hull and associate each angle with the corresponding edge;
make a sorted list of the ccw angles from y^- to the line supporting each edge (if any) of the NE-hull from its leftmost to its rightmost point of tangency of the common internal tangents with the SW-hull and associate each angle with the corresponding edge;
make a sorted list of the ccw angles from x^+ to the line supporting each edge (if any) of the NW-hull from its leftmost to its rightmost point of tangency of the common internal tangents with the SE-hull and associate each angle with the corresponding edge;
merge these lists into a single sorted list A and insert $\theta_{min}, \theta_{max}$ at its front and end, respectively;
6. We initialize p_{NW}, p_{NE} to the leftmost points of tangency to the NW-hull and NE-hull, respectively, and p_{SW}, p_{SE} to the rightmost points of tangency to the SW-hull and SE-hull, respectively;
for each pair of consecutive angles $\theta_{prev}, \theta_{cur}$ in the list A , the points

$p_{NW}, p_{NE}, p_{SW}, p_{SE}$ through which pass the clipping lines for any $\theta \in [\theta_{prev}, \theta_{cur})$ and one extremity of each of the four kinds (see Lemma 10), we compute the at most eight vertices of the kernel parameterized on θ (see Section A in the Appendix), we maximize its area/perimeter for this range of values of θ , and if needed, we update the current maximum and store the corresponding angle; we also update any of $p_{NW}, p_{NE}, p_{SW}, p_{SE}$ based on the edge associated with the angle θ_{cur} ;

7. The current maximum and corresponding angle are returned;

References

- [1] L.P. Gewali. Recognizing s -Star Polygons. *Pattern Recognition*, 28(7), 1995, 1019–1032.
- [2] J. Hershberger. Finding the upper envelope of n line segments in $O(n \log n)$ time. *Inf. Process. Lett.*, 33, 1989, 169–174.
- [3] C. Icking and R. Klein. Searching for the kernel of a polygonA competitive strategy. *Proceedings of the 11th Annual Symposium on Computational Geometry*, 1995, 258–266.
- [4] D. T. Lee and F. P. Preparata. An Optimal Algorithm for Finding the Kernel of a Polygon. *Journal of the ACM*, 26(3), 1979, 415–421.
- [5] L. Palios. An output-sensitive algorithm for computing the s -kernel. *27th Canadian Conference on Computational Geometry*, Kingston, 2015, 199–204.
- [6] L. Palios. A New Competitive Strategy for Reaching the Kernel of an Unknown Polygon. *7th Scandinavian Workshop on Algorithm Theory*, 2000, 367–382.
- [7] S. Schuierer, G. J. E. Rawlins, and D. Wood. A generalization of staircase visibility. *3rd Canadian Conference on Computational Geometry*, Vancouver, 1991, 96–99.
- [8] S. Schuierer and D. Wood. Generalized kernels of polygons with holes. *5th Canadian Conference on Computational Geometry*, Waterloo, 1993, 222–227.
- [9] S. Schuierer and D. Wood. Multiple-guards kernels of simple polygons. *Theoretical Computer Science Center Research Report HKUST-TCSC-98-06*, 1998.

A Appendix

Expression of lines and their points of intersection

- Expression of line passing through point u and forming angle θ with the positive x -axis:

$$L_\theta(u) : (x - u.x) \sin \theta - (y - u.y) \cos \theta = 0.$$

(Note that this expression implies that the line passing through point w and forming angle $90^\circ + \theta$ with the positive x -axis has expression $(x - w.x) \sin(90^\circ + \theta) - (y - w.y) \cos(90^\circ + \theta) = 0 \iff (x - w.x) \cos \theta - (y - w.y)(-\sin \theta) = 0 \iff (x - w.x) \cos \theta + (y - w.y) \sin \theta = 0$.

- Intersection of $L_\theta(u)$ with $y = y_0$ (assuming that $\theta \neq 0$):

$$x = u.x + (y_0 - u.y) \cot \theta \quad y = y_0.$$

- Intersection of $L_\theta(u)$ with $x = x_0$ (assuming that $\theta \neq 90$):

$$x = x_0 \quad y = u.y + (x_0 - u.x) \tan \theta.$$

- Intersection of $L_\theta(u)$ with $(x - w.x) \cos \theta + (y - w.y) \sin \theta = 0$:

$$\begin{aligned} & -w.x \cos \theta \sin \theta + (y - w.y) \sin^2 \theta + u.x \sin \theta \cos \theta + (y - u.y) \cos^2 \theta = 0 \\ \implies & y(\cos^2 \theta + \sin^2 \theta) + (u.x - w.x) \sin \theta \cos \theta - u.y \cos^2 \theta - w.y \sin^2 \theta = 0 \\ \implies & y + (u.x - w.x) \sin \theta \cos \theta - u.y \cos^2 \theta - w.y \sin^2 \theta = 0 \\ \implies & y = u.y \cos^2 \theta + w.y \sin^2 \theta + (w.x - u.x) \sin \theta \cos \theta \end{aligned}$$

Moreover,

$$\begin{aligned} & y = u.y(1 - \sin^2 \theta) + w.y \sin^2 \theta + (w.x - u.x) \sin \theta \cos \theta \\ \implies & y - u.y = (w.y - u.y) \sin^2 \theta + (w.x - u.x) \sin \theta \cos \theta \\ \implies & (y - u.y) \cos \theta = (w.y - u.y) \sin^2 \theta \cos \theta + (w.x - u.x) \sin \theta \cos^2 \theta \\ \implies & (x - u.x) \sin \theta = \left((w.y - u.y) \sin \theta + (w.x - u.x) \cos \theta \right) \sin \theta \cos \theta \\ \implies & (x - u.x) = \left((w.y - u.y) \sin \theta + (w.x - u.x) \cos \theta \right) \cos \theta \quad \text{for } \theta \neq 0^\circ \\ \implies & x = u.x \sin^2 \theta + w.x \cos^2 \theta + (w.y - u.y) \sin \theta \cos \theta \end{aligned}$$

Since $\cos^2 \theta = (1 + \cos(2\theta))/2$, $\sin^2 \theta = (1 - \cos(2\theta))/2$, and $\sin \theta \cos \theta = (\sin(2\theta))/2$, we can also write

$$\begin{aligned} y &= \frac{1}{2} \left(u.y + w.y + (u.y - w.y) \cos(2\theta) + (w.x - u.x) \sin(2\theta) \right) \\ x &= \frac{1}{2} \left(u.x + w.x - (u.x - w.x) \cos(2\theta) + (w.y - u.y) \sin(2\theta) \right) \end{aligned}$$