
Image Transformer

Niki Parmar ^{*1} Ashish Vaswani ^{*1} Jakob Uszkoreit ¹ Łukasz Kaiser ¹ Noam Shazeer ¹ Alexander Ku ^{2,3}

Abstract

Image generation has been successfully cast as an autoregressive sequence generation or transformation problem. Recent work has shown that self-attention is an effective way of modeling textual sequences. In this work, we generalize a recently proposed model architecture based on self-attention, the Transformer, to a sequence modeling formulation of image generation with a tractable likelihood. By restricting the self-attention mechanism to attend to local neighborhoods we significantly increase the size of images the model can process in practice, despite maintaining significantly larger receptive fields per layer than typical convolutional neural networks. We propose another extension of self-attention allowing it to efficiently take advantage of the two-dimensional nature of images.

While conceptually simple, our generative models significantly outperform the current state of the art in image generation on ImageNet, improving the best published negative log-likelihood on ImageNet from 3.83 to 3.77.

We also present results on image super-resolution with a large magnification ratio, applying an encoder-decoder configuration of our architecture. In a human evaluation study, we show that our super-resolution models improve significantly over previously published super-resolution models. Images generated by the model fool human observers three times more often than the previous state of the art.

1. Introduction

Recent advances in modeling the distribution of natural images with neural networks allow them to generate increas-

^{*}Equal contribution. Ordered by coin flip. ¹Google Brain, Mountain View, USA ²Department of Electrical Engineering and Computer Sciences, University of California, Berkeley ³Work done during an internship at Google Brain. Correspondence to: Ashish Vaswani, Niki Parmar, Jakob Uszkoreit <avaswani@google.com, nikip@google.com, usz@google.com>.




Table 1. Three outputs of a CelebA super-resolution model followed by three image completions by a conditional CIFAR-10 model, with input, model output and the original from left to right

ingly natural-looking images. Some models, such as the PixelRNN and PixelCNN (van den Oord et al., 2016a), have a tractable likelihood. Beyond licensing the comparatively simple and stable training regime of directly maximizing log-likelihood, this enables the straightforward application of these models in problems such as image compression (van den Oord & Schrauwen, 2014) and probabilistic planning and exploration (Bellemare et al., 2016).

The likelihood is made tractable by modeling the joint distribution of the pixels in the image as the product of conditional distributions (Larochelle & Murray, 2011; Theis & Bethge, 2015). Thus turning the problem into a sequence modeling problem, the state of the art approaches apply recurrent or convolutional neural networks to predict each next pixel given all previously generated pixels (van den Oord et al., 2016a). Training recurrent neural networks to sequentially predict each pixel of even a small image is computationally very challenging. Thus, parallelizable models that use convolutional neural networks such as the PixelCNN have recently received much more attention, and have now surpassed the PixelRNN in quality (van den Oord et al., 2016b).

One disadvantage of CNNs compared to RNNs is their typically fairly limited receptive field. This can adversely affect their ability to model long-range phenomena common in images, such as symmetry and occlusion, especially with a small number of layers. Growing the receptive field has been shown to improve quality significantly (Salimans et al.).

Doing so, however, comes at a significant cost in number of parameters and consequently computational performance and can make training such models more challenging.

In this work we show that self-attention (Cheng et al., 2016; Parikh et al., 2016; Vaswani et al., 2017) can achieve a better balance in the trade-off between the virtually unlimited receptive field of the necessarily sequential PixelRNN and the limited receptive field of the much more parallelizable PixelCNN and its various extensions.

We adopt similar factorizations of the joint pixel distribution as previous work. Following recent work on modeling text (Vaswani et al., 2017), however, we propose eschewing recurrent and convolutional networks in favor of the Image Transformer, a model based entirely on a self-attention mechanism. The specific, locally restricted form of multi-head self-attention we propose can be interpreted as a sparsely parameterized form of gated convolution. By decoupling the size of the receptive field from the number of parameters, this allows us to use significantly larger receptive fields than the PixelCNN.

Despite comparatively low resource requirements for training, the Image Transformer attains a new state of the art in modeling images from the standard ImageNet data set, as measured by log-likelihood. Our experiments indicate that increasing the size of the receptive field plays a significant role in this improvement.

Many applications of image density models require conditioning on additional information of various kinds: from images in enhancement or reconstruction tasks such as super-resolution, in-painting and denoising to text when synthesizing images from natural language descriptions (Mansimov et al., 2015). In visual planning tasks, conditional image generation models could predict future frames of video conditioned on previous frames and taken actions.

In this work we hence also evaluate two different methods of performing conditional image generation with the Image Transformer. In image-class conditional generation we condition on an embedding of one of a small number of image classes. In super-resolution with high magnification ratio (4x), we condition on a very low-resolution image, employing the Image Transformer in an encoder-decoder configuration (Kalchbrenner & Blunsom, 2013). In comparison to recent work on autoregressive super-resolution (Dahl et al., 2017), a human evaluation study found images generated by our models to look convincingly natural significantly more often.

2. Background

There is a broad variety of types of image generation models in the literature. This work is strongly inspired by au-

to-regressive models such as fully visible belief networks and NADE (Bengio & Bengio, 2000; Larochelle & Murray, 2011) in that we also factor the joint probability of the image pixels into conditional distributions. Following PixelRNN (van den Oord et al., 2016a), we also model the color channels of the output pixels as discrete values generated from a multinomial distribution, implemented using a simple softmax layer.

The current state of the art in modeling images on CIFAR-10 data set was achieved by PixelCNN++, which models the output pixel distribution with a discretized logistic mixture likelihood, conditioning on whole pixels instead of color channels and changes to the architecture (Salimans et al.). These modifications are readily applicable to our model, which we plan to evaluate in future work.

Another, popular direction of research in image generation is training models with an adversarial loss (Goodfellow et al., 2014). Typically, in this regime a generator network is trained in opposition to a discriminator network trying to determine if a given image is real or generated. In contrast to the often blurry images generated by networks trained with likelihood-based losses, generative adversarial networks (GANs) have been shown to produce sharper images with realistic high-frequency detail in generation and image super-resolution tasks (Zhang et al., 2016; Ledig et al., 2016).

While very promising, GANs have various drawbacks. They are notoriously unstable (Radford et al., 2015), motivating a large number of methods attempting to make their training more robust (Metz et al., 2016; Berthelot et al., 2017). Another common issue is that of mode collapse, where generated images fail to reflect the diversity in the training set (Metz et al., 2016).

A related problem is that GANs do not readily offer a probabilistic interpretation of their outputs. This makes it challenging to measure the degree to which the models capture diversity. This also complicates model design. Objectively evaluating and comparing, say, different hyperparameter choices is typically much more difficult in GANs than in models with a tractable likelihood.

3. Model Architecture

3.1. Image Representation

We treat both the input and predicted pixel RGB intensities as categorical variables rather than real numbers. Each of the input pixels’ three color channels is encoded using a channel-specific set of 256 d -dimensional embedding vectors of the channel intensity values 0–255. For output intensities, we share a single, separate set of 256 d -dimensional embeddings across channels.




Table 2. On the left are image completions from our best conditional generation model, where we sample the second half. On the right are samples from our four-fold super-resolution model trained on CIFAR-10. Our images look realistic and plausible, show good diversity among the completion samples and observe the outputs carry surprising details for coarse inputs in super-resolution.

For an image of width w and height h , we combine the width and channels dimensions yielding a 3-dimensional tensor with shape $[h, w \cdot 3, d]$.

To each pixel representation, we add a d -dimensional encoding of the coordinates of that pixel. Following (Vaswani et al., 2017), the encoding consists of sine and cosine functions of the coordinates, with different frequencies across different dimensions as follows:

$$PE_{(pos, 2i)} = \sin(pos/10000^{2i/d}),$$

$$PE_{(pos, 2i+1)} = \cos(pos/10000^{2i/d}),$$

where pos and i are the position and dimension respectively. Each dimension of the positional encoding corresponds to a sinusoid and the wavelengths form a geometric progression from 2π to $10000 \cdot 2\pi$. Since we need to represent two coordinates, we use $d/2$ of the dimensions to encode the row number and the other $d/2$ of the dimensions to encode the the column and color channel.

3.2. Self-Attention

Like the Transformer (Vaswani et al., 2017), the Image Transformer uses stacks of self-attention and position-wise feed-forward layers. Before we describe how we scale self-attention to images comprised of many more positions than typically found in sentences, we give a brief description of

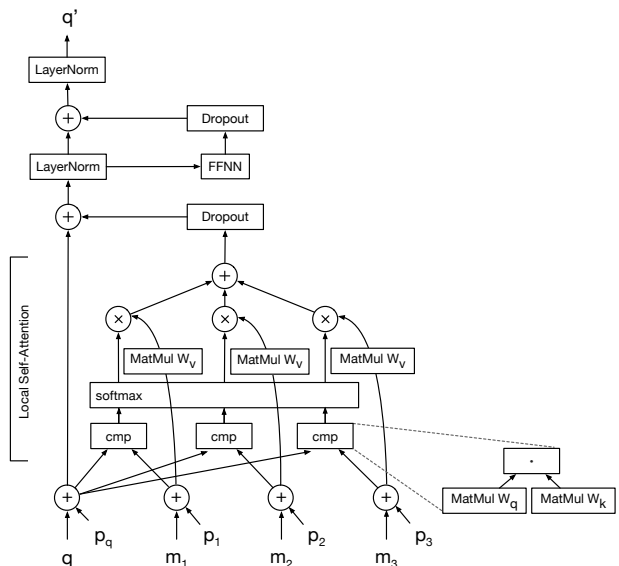


Figure 1. A slice of one layer of the Image Transformer, recomputing the representation q' of a single channel of one pixel q by attending to a memory of previously generated pixels m_1, m_2, \dots . After performing local self-attention we apply a two-layer position-wise feed-forward neural network with the same parameters for all positions in a given layer. Self-attention and the feed-forward networks are followed by dropout and bypassed by a residual connection with subsequent layer normalization. The position encodings p_q, p_1, \dots are added only in the first layer.

the self-attention layer.

Each self-attention layer computes a new d -dimensional representation for each position, that is each channel of each pixel. To recompute the representation for a given position, it first compares the position’s current representation to other positions’ representations, obtaining an attention distribution over the other positions. This distribution is then used to weight the contribution of the other positions’ representations to the next representation for the position at hand.

Equations 1 and 2 describe the computations in our self-attention and fully-connected feed-forward layers, which have been depicted in Figure 1. W_1 and W_2 are the parameters of the feed-forward layer, and are shared across all the positions in a layer. These fully describe all operations performed in every layer, independently for each position, with the exception of multi-head attention. For a detailed description of multi-head self-attention the reader is referred to (Vaswani et al., 2017).

$$q_a = \text{layernorm}(q + \text{dropout}(\text{softmax}\left(\frac{W_q q (M W_k)^T}{\sqrt{d}}\right) M W_v)) \quad (1)$$

$$q' = \text{layernorm}(q_a + \text{dropout}(W_1 \text{ReLU}(W_2 q_a))) \quad (2)$$

In more detail, following previous work, we call the current representation of the pixel’s channel, or position, to be recomputed the query q . The other positions whose representations will be used in computing a new representation for q are m_1, m_2, \dots which together comprise the columns of the memory matrix M . Note that M can also contain q . We first transform q and M linearly by learned matrices W_q and W_k , respectively.

The self-attention mechanism then compares q to each of the pixel’s channel representations in the memory with a dot-product, scaled by $1/\sqrt{d}$. We apply the softmax function to the resulting compatibility scores, treating the obtained vector as attention distribution over the pixel channels in the memory. After applying another linear transformation W_v to the memory M , we compute a weighted average of the transformed memory, weighted by the attention distribution. In the decoders of our different models we mask the outputs of the comparisons appropriately so that the model cannot attend to positions in the memory that have not been generated, yet.

To the resulting vector we then apply a single-layer fully-connected feed-forward neural network with rectified linear activation followed by another linear transformation. The

learned parameters of these are shared across all positions but different from layer to layer.

As illustrated in Figure 1, we perform dropout, merge in residual connections and perform layer normalization after each application of self-attention and the position-wise feed-forward networks (Ba et al., 2016; Srivastava et al., 2014).

The entire self-attention operation can be implemented using highly optimized matrix multiplication code and executed in parallel for all pixels’ channels.

3.3. Local Self-Attention

The number of positions included in the memory l_m , or the number of columns of M , has tremendous impact on the scalability of the self-attention mechanism, which has a time complexity in $O(h \cdot w \cdot l_m \cdot d)$.

The encoders of our super-resolution models operate on 8×8 pixel images and it is computationally feasible to attend to all of their 192 positions. The decoders in our experiments, however, produce 32×32 pixel images with 3072 positions, rendering attending to all positions impractical.

Inspired by convolutional neural networks we address this by adopting a notion of locality, restricting the positions in the memory matrix M to a local neighborhood around the query position. Changing this neighborhood per query position, however, would prohibit packing most of the computation necessary for self-attention into two matrix multiplications - one for computing the pairwise comparisons and another for generating the weighted averages. To avoid this, we partition the image into query blocks and associate each of these with a larger memory block that also contains the query block. For all queries from a given query block, the model attends to the same memory matrix, comprised of all positions from the memory block.

The self-attention is then computed for all query blocks in parallel, while the feed-forward networks and layer normalizations are computed in parallel for all positions.

In our experiments we use two different schemes for choosing query blocks and their associated memory block neighborhoods, resulting in two different factorizations of the joint pixel distribution into conditional distributions. Both are illustrated in Figure 2.

1D Local Attention For 1D local attention (Section 3.3) we first flatten the input tensor with positional encodings in raster-scan order, similar to previous work (van den Oord et al., 2016a). To compute self-attention on the resulting linearized image, we then partition the length into non-overlapping query blocks Q of length l_q , padding with zeroes if necessary. While contiguous in the linearized image, these blocks can be discontinuous in image coordinate space.

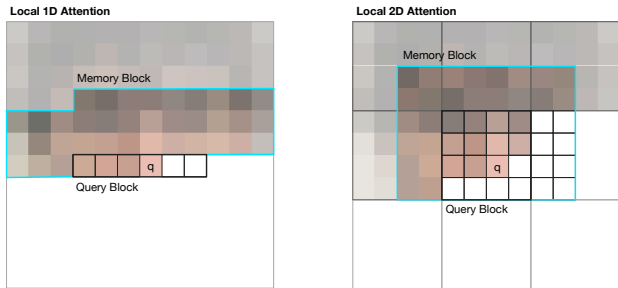


Figure 2. The two different conditional factorizations used in our experiments, with 1D and 2D local attention on the left and right, respectively. In both, the image is partitioned into non-overlapping query blocks, each associated with a memory block covering a superset of the query block pixels. In every self-attention layer, each position in a query block attends to all positions in the memory block. The pixel marked as q is the last that was generated. All channels of pixels in the memory and query blocks shown in white have masked attention weights and do not contribute to the next representations of positions in the query block. While the effective receptive field size in this figure is the same for both schemes, in 2D attention the memory block contains a more evenly balanced number of pixels next to and above the query block, respectively.

For each query block we build the memory block M from the same positions as Q and an additional l_m positions corresponding to pixels that have been generated before, which can result in overlapping memory blocks.

2D Local Attention In 2D local attention models, we partition the input tensor with positional encodings into rectangular query blocks contiguous in the original image space. We generate the image one query block after another, ordering the blocks in raster-scan order. Within each block, we generate individual positions, or pixel channels, again in raster-scan order.

As illustrated in the right half of Figure 2, we generate the blocks outlined in grey lines left-to-right and top-to-bottom. We use 2-dimensional query blocks of a size l_q specified by height and width $l_q = w_q \cdot h_q$, and memory blocks extending the query block to the top, left and right by h_m , w_m and again w_m pixels, respectively.

In both 1D and 2D local attention, we mask attention weights in the query and memory blocks such that positions that have not yet been generated are ignored.

As can be seen in Figure 2, 2D local attention balances horizontal and vertical conditioning context much more evenly. We believe this might have an increasingly positive effect on quality with growing image size as the conditioning information in 1D local attention becomes increasingly dominated by pixels next to a given position as opposed to above it.




Table 3. Conditional image generations for all CIFAR-10 categories. Images on the left are from a model that achieves 3.03 bits/dim on the test set. Images on the right are from our best non-averaged model with 2.99 bits/dim. Both models are able to generate convincing cars, trucks, and ships. Generated horses, planes, and birds also look reasonable.

4. Inference

Across all of the presented experiments, we sample from the various models with a tempered softmax (Dahl et al., 2017). We adjust the concentration of the distribution we sample from with a temperature $\tau > 0$ by which we divide the logits for the channel intensities.

We tuned τ between 0.8 and 1.0, observing the highest perceptual quality in unconditioned and class-conditional image generation with $\tau = 1.0$. For super-resolution we present results for different temperatures in Table 6.

5. Experiments

For all of our experiments we optimize with Adam (Kingma & Ba, 2015), and vary the learning rate as specified in (Vaswani et al., 2017). We train our models on both p100 and k40 GPUs, with batch sizes ranging from 1 to 4 per GPU.

5.1. Generative Image Modeling

Our unconditioned and class-conditioned image generation models both use 1D local attention, with $l_q = 256$ and a total memory size of 512. On CIFAR-10 our best unconditional models achieve a perplexity of 2.92 bits/dim on

the test set, using 10 self-attention and feed-forward layers, $d = 512$, 8 attention heads, 2048 dimensions in the feed-forward layers, and a dropout of 0.3. This is a considerable improvement over a comparable baseline, the PixelRNN (van den Oord et al., 2016a). It further matches the performance of the PixelCNN++ (Salimans et al.) (2.92 bits/dim), which, in contrast to the PixelRNN and our model, optimizes a discretized mixture-of-logistics loss. (Salimans et al.) argue that a discretized mixture-of-logistics is a better fit for modeling ordinal pixel intensities than the cross-entropy loss, which models them as categorical. With 8 layers, 16 heads, and $d = 1024$, we achieve 2.99 bits/dim, indicating that increasing the number of layers can improve model performance.

We also train smaller 8 layer CIFAR-10 models which have $d = 512$, 1024 dimensions in the feed-forward layers, 8 attention heads and use dropout = 0.1, and achieve 3.03 bits/dim, matching the PixelCNN model (van den Oord et al., 2016a).

ImageNet is a much larger dataset, with many more categories than CIFAR-10, requiring more parameters in a generative model. Our ImageNet unconditioned generation model has 12 self-attention and feed-forward layers, $d = 1024$, 4096-dimensional feed-forward layers, 16 attention heads, and dropout = 0.1, and significantly outperforms the Gated PixelCNN, establishing a new state-of-the-art of 3.77 bits/dim with checkpoint averaging. We trained only unconditional generative models on ImageNet, since class labels were not available in the dataset provided by (van den Oord et al., 2016a).

Table 4 shows that growing the receptive field improves perplexity significantly. We believe this to highlight a key advantage of local self-attention over CNNs: namely that the number of parameters used by local self-attention is independent of the size of the receptive field. Furthermore, while $d > \text{receptivefield}$, self-attention still requires fewer floating-point operations.

5.2. Conditioning on Image Class

We represent the image classes as learned d -dimensional embeddings per class and simply add the respective embedding to the input representation of every input position together with the positional encodings.

We trained the class-conditioned Image Transformer on CIFAR-10, achieving very similar log-likelihoods as in unconditioned generation. The perceptual quality of generated images, however, is significantly higher than that of our unconditioned models. The samples from our 8-layer class-conditioned models in Table 3, show that we can generate realistic looking images for some categories, such as cars and trucks.

Table 4. Negative log-likelihoods on the CIFAR-10 test and ImageNet validation sets. The Image Transformer outperforms all models and matches PixelCNN++, achieving a new state-of-the-art on ImageNet. Larger memory blocks significantly improve its performance.

Model Type	$bsize$	NLL	
		CIFAR-10 (Test)	ImageNet (Validation)
Pixel CNN	-	3.14	-
Row Pixel RNN	-	3.00	3.86
Gated Pixel CNN	-	3.03	3.83
Pixel CNN++	-	2.92	-
Ours 1D local (8l)	8	4.06	-
	16	3.47	-
	64	3.13	-
	256	2.99	-
best model	256	2.93	3.78
w/ checkpoint avg.	256	2.92	3.77

5.3. Image Super-Resolution

Super-resolution is the process of recovering a high resolution image from a low resolution image while generating realistic and plausible details. Following (Dahl et al., 2017), in our experimental setup we enlarge an 8×8 pixel image four-fold to 32×32 , a process that is massively underspecified: the model has to generate aspects such as texture of hair, makeup, skin and sometimes even gender that cannot possibly be recovered from the source image.

Here, we use the Image Transformer in an encoder-decoder configuration, connecting the encoder and decoder through an attention mechanism (Vaswani et al., 2017). For the encoder, we use embeddings for RGB intensities for each pixel in the 8×8 image and add 2 dimensional positional encodings for each row and width position. Since the input is small, we flatten the whole image as a $[h \times w \times 3, d]$ tensor, where d is typically 512. We then feed this sequence to our stack of transformer encoder layers that uses repeated self-attention and feed forward layers. In the encoder we don't require masking, but allow any input pixel to attend to any other pixel. In the decoder, we use a stack of local self-attention, encoder-decoder-attention and feed-forward layers. We found using two to three times fewer encoder than decoder layers to be ideal for this task.

We perform end-to-end training of the encoder-decoder model for Super resolution using the log-likelihood objective function. Our method generates higher resolution images that look plausible and realistic across two datasets.

For both of the following data sets, we resized the image to 8×8 pixels for the input and 32×32 pixels for the label using TensorFlow's area interpolation method.



Table 5. Images from our 1D and 2D local attention super-resolution models trained on CelebA, sampled with different temperatures. 2D local attention with $\tau = 0.9$ scored highest in our human evaluation study.

CelebA We trained both our 1D Local and 2D Local models on the standard CelebA data set of celebrity faces with cropped boundaries. With the 1D Local, we achieve a negative log likelihood (NLL) of **2.68** bits/dim on the dev set, using $l_q = 128$, memory size of 256, 12 self-attention and feed-forward layers, $d = 512$, 8 attention heads, 2048 dimensions in the feed-forward layers, and a dropout of 0.1. With the 2D Local model, we only change the query and memory to now represent a block of size 8×32 pixels and 16×64 pixels respectively. This model achieves a NLL of **2.61** bits/dim. Existing automated metrics like pSNR, SSIM and MS-SSIM have been shown to not correlate with perceptual image quality (Dahl et al., 2017). Hence, we conducted a human evaluation study on Amazon Mechanical Turk where each worker is required to make a binary choice when shown one generated and one real image. Following the same procedure for the evaluation study as (Dahl et al., 2017), we show 50 pairs of images, selected randomly from the validation set, to 50 workers each. Each generated and original image is upsampled to 128×128 pixels using the Bilinear interpolation method. Each worker then has 1-2 seconds to make a choice between these two images. In our method, workers choose images from our model up to 36.1% of the time, a significant improvement over previous models. Sampling temperature of 0.8 and 2D local attention maximized perceptual quality as measured by this

evaluation.

To measure how well the high resolution samples correspond to the low resolution input, we calculate Consistency, the L_2 distance between the low resolution input and a bicubic downsampled version of the high resolution sample. We observe a Consistency score of 0.01 which is on par with the models in (Dahl et al., 2017).

We quantify that our models are more effective than exemplar based Super Resolution techniques like Nearest Neighbors, which perform a naive look-up of the training data to find the high resolution output. We take a bicubic downsampled version of our high resolution sample, find the nearest low resolution input image in the training data for that sample, and calculate the MS-SSIM score between the high resolution sample and the corresponding high resolution image in the training data. On average, we get a MS-SSIM score of 44.3, on 50 samples from the validation set, which shows that our models don't merely learn to copy training images but generate high-quality images by adding synthesized details on the low resolution input image.

CIFAR-10 We also trained a super-resolution model on the CIFAR-10 data set. Our model reached a negative log-likelihood of 2.76 using 1D local attention and 2.78 using 2D local attention on the test set. As seen in Figure 2, our

Table 6. Negative log-likelihood and human eval performance for the Image Transformer on CelebA. The fraction of humans fooled is significantly better than the previous state of the art.

Model Type	τ	%Fooled
ResNet	<i>n/a</i>	4.0
srez GAN	<i>n/a</i>	8.5
PixelRecursive	1.0	11.0
(Dahl et al., 2017)	0.9	10.4
	0.8	10.2
1D local	1.0	29.6 \pm 4.0
Image Transformer	0.9	33.5 \pm 3.5
	0.8	35.94 \pm 3.0
2D local	1.0	30.64 \pm 4
Image Transformer	0.9	34 \pm 3.5
	0.8	36.11 \pm 2.5

model commonly generates plausible looking objects even though the input images seem to barely show any discernible structure beyond coarse shapes.

6. Conclusion

In this work we demonstrate that models based on self-attention can operate effectively on modalities other than text, and through local self-attention scale to significantly larger structures than sentences. With fewer layers, its larger receptive fields allow the Image Transformer to significantly improve over the state of the art in unconditional, probabilistic image modeling of comparatively complex images from ImageNet as well as super-resolution.

We further hope to have provided additional evidence that even in the light of generative adversarial networks, autoregressive generation of images is very much a promising area for further research - as is using network architectures such as the Image Transformer in GANs.

In future work we would like to explore a broader variety of conditioning information including free-form text, as previously proposed (Mansimov et al., 2015), and tasks combining modalities such as language-driven editing of images.

Fundamentally, we aim to move beyond still images to video (Kalchbrenner et al., 2016) and towards applications of such models in more model-based reinforcement learning approaches.

References

Ba, Jimmy Lei, Kiros, Jamie Ryan, and Hinton, Geoffrey E. Layer normalization. *arXiv preprint arXiv:1607.06450*,

2016.

Bellemare, Marc G., Srinivasan, Sriram, Ostrovski, Georg, Schaul, Tom, Saxton, David, and Munos, Rémi. Unifying count-based exploration and intrinsic motivation. *CoRR*, abs/1606.01868, 2016. URL <http://arxiv.org/abs/1606.01868>.

Bengio, Yoshua and Bengio, Samy. Modeling high-dimensional discrete data with multi-layer neural networks. In *ADVANCES IN NEURAL INFORMATION PROCESSING SYSTEMS 12*, pp. 400–406. MIT Press, 2000.

Berthelot, David, Schumm, Tom, and Metz, Luke. BEGAN: boundary equilibrium generative adversarial networks. *CoRR*, abs/1703.10717, 2017. URL <http://arxiv.org/abs/1703.10717>.

Cheng, Jianpeng, Dong, Li, and Lapata, Mirella. Long short-term memory-networks for machine reading. *arXiv preprint arXiv:1601.06733*, 2016.

Dahl, Ryan, Norouzi, Mohammad, and Shlens, Jonathan. Pixel recursive super resolution. 2017. URL <https://arxiv.org/abs/1702.00783>.

Goodfellow, Ian, Pouget-Abadie, Jean, Mirza, Mehdi, Xu, Bing, Warde-Farley, David, Ozair, Sherjil, Courville, Aaron, and Bengio, Yoshua. Generative adversarial nets, 2014.

Kalchbrenner, Nal and Blunsom, Phil. Recurrent continuous translation models. In *Proceedings EMNLP 2013*, pp. 1700–1709, 2013. URL http://nal.co/papers/KalchbrennerBlunsom_EMNLP13.

Kalchbrenner, Nal, van den Oord, Aaron, Simonyan, Karen, Danihelka, Ivo, Vinyals, Oriol, Graves, Alex, and Kavukcuoglu, Koray. Video pixel networks. *CoRR*, abs/1610.00527, 2016. URL <http://arxiv.org/abs/1610.00527>.

Kingma, Diederik and Ba, Jimmy. Adam: A method for stochastic optimization. In *ICLR*, 2015.

Larochelle, Hugo and Murray, Iain. The neural autoregressive distribution estimator. In *The Proceedings of the 14th International Conference on Artificial Intelligence and Statistics*, volume 15 of *JMLR: W&CP*, pp. 29–37, 2011.

Ledig, Christian, Theis, Lucas, Huszar, Ferenc, Caballero, Jose, Aitken, Andrew, Tejani, Alykhan, Totz, Johannes, Wang, Zehan, and Shi, Wenzhe. Photo-realistic single image super-resolution using a generative adversarial network. *arXiv:1609.04802*, 2016.

- Mansimov, Elman, Parisotto, Emilio, Ba, Lei Jimmy, and Salakhutdinov, Ruslan. Generating images from captions with attention. *CoRR*, abs/1511.02793, 2015. URL <http://arxiv.org/abs/1511.02793>.
- Metz, Luke, Poole, Ben, Pfau, David, and Sohl-Dickstein, Jascha. Unrolled generative adversarial networks. *CoRR*, abs/1611.02163, 2016. URL <http://arxiv.org/abs/1611.02163>.
- Parikh, Ankur, Täckström, Oscar, Das, Dipanjan, and Uszkoreit, Jakob. A decomposable attention model. In *Empirical Methods in Natural Language Processing*, 2016. URL <https://arxiv.org/pdf/1606.01933.pdf>.
- Radford, Alec, Metz, Luke, and Chintala, Soumith. Unsupervised representation learning with deep convolutional generative adversarial networks. *CoRR*, abs/1511.06434, 2015. URL <http://arxiv.org/abs/1511.06434>.
- Salimans, Tim, Karpathy, Andrej, Chen, Xi, Kingma, Diederik P., and Bulatov, Yaroslav. Pixelcnn++: A pixelcnn implementation with discretized logistic mixture likelihood and other modifications. under review at ICLR 2017.
- Srivastava, Nitish, Hinton, Geoffrey E, Krizhevsky, Alex, Sutskever, Ilya, and Salakhutdinov, Ruslan. Dropout: a simple way to prevent neural networks from overfitting. *Journal of Machine Learning Research*, 15(1):1929–1958, 2014.
- Theis, Lucas and Bethge, Matthias. Generative image modeling using spatial lstms. In *Proceedings of the 28th International Conference on Neural Information Processing Systems - Volume 2, NIPS'15*, pp. 1927–1935, Cambridge, MA, USA, 2015. MIT Press. URL <http://dl.acm.org/citation.cfm?id=2969442.2969455>.
- van den Oord, Aäron and Schrauwen, Benjamin. The student-t mixture as a natural image patch prior with application to image compression. *Journal of Machine Learning Research*, 15:2061–2086, 2014. URL <http://jmlr.org/papers/v15/vandenoord14a.html>.
- van den Oord, Aäron, Kalchbrenner, Nal, and Kavukcuoglu, Koray. Pixel recurrent neural networks. *ICML*, 2016a.
- van den Oord, Aäron, Kalchbrenner, Nal, Vinyals, Oriol, Espeholt, Lasse, Graves, Alex, and Kavukcuoglu, Koray. Conditional image generation with pixelcnn decoders. *NIPS*, 2016b.
- Vaswani, Ashish, Shazeer, Noam, Parmar, Niki, Uszkoreit, Jakob, Jones, Llion, Gomez, Aidan N., Kaiser, Lukasz, and Polosukhin, Illia. Attention is all you need. 2017. URL <http://arxiv.org/abs/1706.03762>.
- Zhang, Han, Xu, Tao, Li, Hongsheng, Zhang, Shaoting, Huang, Xiaolei, Wang, Xiaogang, and Metaxas, Dimitris N. Stackgan: Text to photo-realistic image synthesis with stacked generative adversarial networks. *CoRR*, abs/1612.03242, 2016. URL <http://arxiv.org/abs/1612.03242>.