

Rate-Splitting for Multi-Antenna Non-Orthogonal Unicast and Multicast Transmission

Yijie Mao^{*}, Bruno Clerckx[†] and Victor O.K. Li^{*}

^{*}The University of Hong Kong, Hong Kong, China

[†]Imperial College London, United Kingdom

Email: ^{*}{maoyijie, vli}@eee.hku.hk, [†]b.clerckx@imperial.ac.uk

Abstract—In a superimposed unicast and multicast transmission system, one layer of Successive Interference Cancellation (SIC) is required at each receiver to remove the multicast stream before decoding the unicast stream. In this paper, we show that a linearly-precoded Rate-Splitting (RS) strategy at the transmitter can efficiently exploit this existing SIC receiver architecture. By splitting the unicast message into common and private parts and encoding the common parts along with the multicast message into a super-common stream decoded by all users, the SIC is used for the dual purpose of separating the unicast and multicast streams as well as better managing the multi-user interference between the unicast streams. The precoders are designed with the objective of maximizing the Weighted Sum Rate (WSR) of the unicast messages subject to a Quality of Service (QoS) requirement of the multicast message and a sum power constraint. Numerical results show that RS outperforms existing Multi-User Linear-Precoding (MU-LP) and power-domain Non-Orthogonal Multiple Access (NOMA) in a wide range of user deployments (with a diversity of channel directions and channel strengths). Moreover, since one layer of SIC is required to separate the unicast and multicast streams, the performance gain of RS comes without any increase in the receiver complexity compared with MU-LP. Hence, in such non-orthogonal unicast and multicast transmissions, RS provides rate and QoS enhancements at no extra cost for the receivers.

Index Terms—non-orthogonal multicast and unicast transmission, rate-splitting, rate region, WMMSE algorithm

I. INTRODUCTION

The scarcity of radio resources and the heterogeneity of wireless applications in 5G and beyond motivate recent research on the non-orthogonal unicast and multicast transmission [1]–[4], which is based on Layered Division Multiplexing (LDM) in the literature of digital television systems [5]. The unicast and multicast messages are precoded and superimposed at the transmitter and then broadcast to the receivers in the same time-frequency resources. Each receiver decodes and removes the multicast message using Successive Interference Cancellation (SIC) before decoding its intended unicast message. Joint unicast and multicast beamforming of multi-cell cooperative transmission has been studied, e.g., for transmit power minimization [1], [2], Weighted Sum Rate (WSR) maximization [3] and energy efficiency maximization [4]. However, all of the above works consider the use of Multi-User Linear Precoding (MU-LP) beamforming for the unicast messages. Once the common message is successfully decoded and subtracted from the received signal, each receiver fully decodes its intended unicast message by treating the interference as noise. However, MU-LP is sensitive to the user channel orthogonality and strengths. Another method is to apply power-domain Non-orthogonal Multiple Access (NOMA) to decode the unicast

messages at the cost of more layers of SICs. Power-domain NOMA relies on Superposition Coding (SC) at the transmitter and SIC at the receivers [6]. It is denoted in short as SC-SIC in this work. By using SC-SIC, some users are forced to fully decode and cancel interference created by other users. Such method is only suitable when the user channels are (semi-) aligned and exhibit a large disparity of strengths.

In contrast to MU-LP and SC-SIC, linearly-precoded Rate-Splitting (RS) is an emerging multi-user multi-antenna transmission strategy where each unicast message is split into a common part and a private part at the transmitter [7]. The common part is required to be decoded by all the receivers and removed from the received signal using SIC before each receiver decodes its intended private part by treating the interference from other users as noise. RS can be viewed mathematically as a non-orthogonal unicast and multicast transmission strategy given the superimposed transmission of common and private messages. Hence, RS was termed joint multicasting and broadcasting in [8]. However, common message in RS has an objective different from that of a conventional multicast message. The multicast message is intended and decoded by all the users while the common message of RS is decoded by all the users but is intended to a subset of users. Its presence enables the decoding of part of the multi-user interference and treating the remaining part of the interference as noise.

In this work, motivated by the benefits of RS in multi-antenna Broadcast Channels (BC) [7], [9], [10], we propose the use of RS in non-orthogonal unicast and multicast transmissions. To the best of our knowledge, this is the first work that applies RS to non-orthogonal unicast and multicast transmissions. In such a setup, we split the unicast messages into common and private parts and encode the common parts along with the multicast message into a super-common stream decoded by all users. A single layer of SIC in RS is then used for the dual purpose of separating the unicast and multicast streams as well as better managing the multi-user interference of the unicast streams. We design the precoders by formulating the WSR maximization problem of the unicast messages with a Quality of Service (QoS) requirement of the multicast message and a sum power constraint. The problem is transformed into an equivalent Weighted Minimum Mean Square Error (WMMSE) problem and solved using an Alternating Optimization (AO) algorithm. We demonstrate in the numerical results that the rate region of RS is always equal to or larger than that of MU-LP and SC-SIC. Importantly, this performance gain comes at no additional cost for the receivers since one layer of SIC is required to separate unicast and multicast streams in the

conventional MU-LP strategy. In other words, RS makes a better use of the existing SIC architecture.

The rest of the paper is organized as follows. In Section II, the existing MU-LP beamforming is overviewed. The proposed RS beamforming and the optimization framework are respectively specified in Section III and Section IV. Numerical results are illustrated in Section V, followed by conclusions in Section VI.

Notations: The boldface uppercase and lowercase letters are used to represent matrices and vectors. The superscripts $(\cdot)^T$ and $(\cdot)^H$ respectively denote transpose and conjugate-transpose operators. $\text{tr}(\cdot)$ and $\text{diag}(\cdot)$ are the trace and diagonal entries. $\|\cdot\|$ is the Euclidean norm. $\mathbb{E}\{\cdot\}$ refers to the statistical expectation. \mathbb{C} denotes the complex space.

II. EXISTING MU-LP BEAMFORMING

In this work, we consider a BS equipped with N_t antennas serving K single-antenna users. The users are indexed by the set $\mathcal{K} = \{1, \dots, K\}$. In each time frame, the BS wants to transmit a multicast message W_0 intended for all users and K unicast messages W_1, \dots, W_K intended for different users. The messages W_0, W_1, \dots, W_K are independently encoded into data streams s_0, s_1, \dots, s_K . The stream vector $\mathbf{s} = [s_0, s_1, \dots, s_K]^T$ is precoded using the precoder $\mathbf{P} = [\mathbf{p}_0, \mathbf{p}_1, \dots, \mathbf{p}_K]$, where $\mathbf{p}_0 \in \mathbb{C}^{N_t \times 1}$ and $\mathbf{p}_k \in \mathbb{C}^{N_t \times 1}$ are the respective precoders of the multicast stream s_0 and the unicast stream s_k , $\forall k \in \mathcal{K}$. Assuming that $\mathbb{E}\{\mathbf{s}\mathbf{s}^H\} = \mathbf{I}$, the transmit power is constrained by $\text{tr}(\mathbf{P}\mathbf{P}^H) \leq P_t$. The resulting transmit signal $\mathbf{x} \in \mathbb{C}^{N_t \times 1}$ is given by

$$\mathbf{x} = \mathbf{P}\mathbf{s} = \mathbf{p}_0 s_0 + \sum_{k \in \mathcal{K}} \mathbf{p}_k s_k. \quad (1)$$

The signal received at user- k is $y_k = \mathbf{h}_k^H \mathbf{x} + n_k$, where $\mathbf{h}_k \in \mathbb{C}^{N_t \times 1}$ is the channel between the BS and user- k . $n_k \sim \mathcal{CN}(0, \sigma_{n,k}^2)$ is the Additive White Gaussian Noise (AWGN) at user- k . Without loss of generality, we assume the noise variances are equal to one. The transmit SNR is equal to the total power consumption P_t . We assume perfect Channel State Information at the Transmitter (CSIT) and perfect Channel State Information at the Receivers (CSIR).

At user sides, each user first decodes the multicast stream by treating the signal of all the unicast streams as interference. The Signal-to-Interference-plus-Noise Ratio (SINR) of the multicast stream at user- k is $\gamma_{k,0} = |\mathbf{h}_k^H \mathbf{p}_0|^2 / (\sum_{j \in \mathcal{K}} |\mathbf{h}_k^H \mathbf{p}_j|^2 + 1)$. Once s_0 is successfully decoded, its contribution to the original received signal y_k is subtracted. After that, user- k decodes its unicast stream s_k by treating the unicast streams of other users as noise. The SINR of decoding the unicast stream s_k at user- k is $\gamma_k = |\mathbf{h}_k^H \mathbf{p}_k|^2 / (\sum_{j \in \mathcal{K}, j \neq k} |\mathbf{h}_k^H \mathbf{p}_j|^2 + 1)$. The corresponding achievable rates of s_0 and s_k at user- k are

$$R_{k,0} = \log_2(1 + \gamma_{k,0}) \text{ and } R_k = \log_2(1 + \gamma_k). \quad (2)$$

To ensure that s_0 is successfully decoded by all users, the achievable rate of s_0 shall not exceed

$$R_0 = \min \{R_{1,0}, \dots, R_{K,0}\}. \quad (3)$$

In this work, we maximize the WSR of the unicast messages while the rate constraint of the multicast message and the power constraint of the BS should be met. For a given weight vector $\mathbf{u} = [u_1, \dots, u_K]$, the WSR achieved by the unicast messages

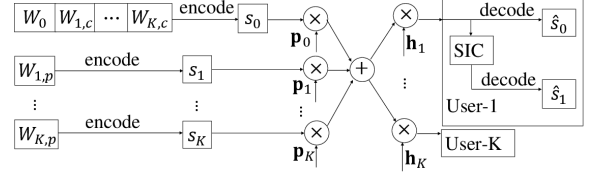


Fig. 1: K -user RS assisted multi-antenna non-orthogonal unicast and multicast transmission model

in the K -user MU-LP assisted multi-antenna non-orthogonal unicast and multicast is

$$R_{\text{MU-LP}}(\mathbf{u}) = \max_{\mathbf{P}} \sum_{k \in \mathcal{K}} u_k R_k \quad (4a)$$

$$\text{s.t. } R_{k,0} \geq R_0^{th}, \forall k \in \mathcal{K} \quad (4b)$$

$$\text{tr}(\mathbf{P}\mathbf{P}^H) \leq P_t \quad (4c)$$

where R_0^{th} is the lower bound on the multicast rate.

III. PROPOSED RATE-SPLITTING BEAMFORMING

In this section, we introduce the use of RS to the system. We highlight the difference between the proposed RS beamforming and the existing MU-LP beamforming. The contents that are not specified remain consistent with Section II.

The main difference between MU-LP and RS beamforming lies in the generation of the data streams. Different from MU-LP beamforming where the messages are directly encoded into independent streams, the unicast message W_k intended for user- k is split into a common part $W_{k,c}$ and a private part $W_{k,p}$, $\forall k \in \mathcal{K}$. The common parts of the unicast messages $W_{1,c}, \dots, W_{K,c}$ are encoded along with the multicast message W_0 into a super-common stream s_0 . It is required to be decoded by all users. Note that s_0 includes not only the whole multicast message, but parts of the unicast messages intended for different users. The private parts of the unicast streams $W_{1,p}, \dots, W_{K,p}$ are independently encoded into the private streams s_1, \dots, s_K . The stream vector $\mathbf{s} = [s_0, s_1, \dots, s_K]^T$ are linear precoded via the precoder matrix $\mathbf{P} = [\mathbf{p}_0, \mathbf{p}_1, \dots, \mathbf{p}_K]$ and broadcast to users. The system model is illustrated in Fig. 1.

At user sides, the super-common stream and private streams are decoded using SIC as in MU-LP. The achievable rate of the super-common stream $R_{k,0}$ and the private stream R_k , $\forall k \in \mathcal{K}$ are calculated based on equation (2). To ensure that the super-common stream s_0 is successfully decoded by all users, the achievable super-common rate R_0 is calculated by equation (3). R_0 is shared by the rate of transmitting the multicast message W_0 and the rates of transmitting the common parts of the unicast messages of all users, $W_{1,c}, \dots, W_{K,c}$. Denote C_0 as the portion of R_0 transmitting W_0 and $C_{k,0}$ as the user- k 's portion of R_0 transmitting $W_{k,c}$, the achievable super-common rate is equal to

$$C_0 + \sum_{k \in \mathcal{K}} C_{k,0} = R_0 \quad (5)$$

Following the RS structure described above, the total achievable rate of the unicast message of user- k is $R_{k,tot} = C_{k,0} + R_k$. For a given weight vector \mathbf{u} , the WSR achieved by the private messages in the K -user RS assisted multi-antenna non-orthogonal unicast and multicast is

$$R_{\text{RS}}(\mathbf{u}) = \max_{\mathbf{P}, \mathbf{c}} \sum_{k \in \mathcal{K}} u_k R_{k, \text{tot}} \quad (6a)$$

$$\text{s.t. } C_0 + \sum_{k \in \mathcal{K}} C_{k,0} \leq R_{k,0}, \forall k \in \mathcal{K} \quad (6b)$$

$$C_0 \geq R_0^{\text{th}} \quad (6c)$$

$$C_{k,0} \geq 0, \forall k \in \mathcal{K} \quad (6d)$$

$$\text{tr}(\mathbf{P}\mathbf{P}^H) \leq P_t \quad (6e)$$

where $\mathbf{c} = [C_0, C_{1,0}, \dots, C_{K,0}]$ is the common rate vector. We note that problem (6) boils down to problem (4) when no power is allocated to the common messages $W_{1,c}, \dots, W_{K,c}$. Hence, RS always achieves the same or superior performance to MU-LP.

In the unicast-only transmission, RS requires one layer of SIC to decode the common parts of the unicast messages for the purpose of enabling the capability of decoding part of the multi-user interference and treating part of the multi-user interference as noise [7], [9], [10]. In comparison, MU-LP does not require any SIC at each receiver in the unicast-only transmission. However, one-layer of SIC is necessary at each user to decode the multicast stream before decoding the intended unicast stream in the MU-LP assisted joint unicast and multicast transmission and RS still requires one layer of SIC at no extra cost for the receivers. The SIC of RS in the joint unicast and multicast transmission is used for separating the unicast and multicast streams as well as better managing the multi-user interference between the unicast streams.

IV. OPTIMIZATION FRAMEWORK

The WMMSE algorithm to solve the sum rate maximization problem in RS without a multicast message is proposed in [9]. We further extend it to solve the problem (4) and (6). We firstly explain the procedure to solve the RS problem (6) and then specify how (4) can be solved correspondingly.

User- k decodes s_0 and s_k sequentially using SICs. The common stream s_0 is decoded first. It is estimated as $\hat{s}_0 = g_{k,0}y_k$, where $g_{k,0}$ is the equalizer. After successfully decoding and removing the common stream s_0 from y_k , the estimate of the private stream s_k is $\hat{s}_k = g_k(y_k - \mathbf{h}_k^H \mathbf{p}_0 s_0)$. g_k is the equalizer of the private stream. The Mean Square Errors (MSEs) of the common and private streams are defined as $\varepsilon_{k,0} \triangleq \mathbb{E}\{|\hat{s}_{k,0} - s_{k,0}|^2\}$ and $\varepsilon_k \triangleq \mathbb{E}\{|\hat{s}_k - s_k|^2\}$, respectively. They are calculated as

$$\begin{aligned} \varepsilon_{k,0} &= |g_{k,0}|^2 T_{k,0} - 2\Re\{g_{k,0} \mathbf{h}_k^H \mathbf{p}_0\} + 1, \\ \varepsilon_k &= |g_k|^2 T_k - 2\Re\{g_k \mathbf{h}_k^H \mathbf{p}_k\} + 1, \end{aligned} \quad (7)$$

where $T_{k,0} \triangleq |\mathbf{h}_k^H \mathbf{p}_0|^2 + \sum_{j \in \mathcal{K}} |\mathbf{h}_k^H \mathbf{p}_j|^2 + 1$ and $T_k \triangleq T_{k,0} - |\mathbf{h}_k^H \mathbf{p}_0|^2$. The optimum MMSE equalizers are

$$g_{k,0}^{\text{MMSE}} = \mathbf{p}_0^H \mathbf{h}_k T_{k,0}^{-1}, \quad g_k^{\text{MMSE}} = \mathbf{p}_k^H \mathbf{h}_k T_k^{-1}. \quad (8)$$

They are calculated by solving $\frac{\partial \varepsilon_{k,0}}{\partial g_{k,0}} = 0$ and $\frac{\partial \varepsilon_k}{\partial g_k} = 0$. Substituting (8) into (7), the MMSEs become

$$\varepsilon_{k,0}^{\text{MMSE}} \triangleq \min_{g_{k,0}} \varepsilon_{k,0} = T_{k,0}^{-1} I_{k,0}, \quad \varepsilon_k^{\text{MMSE}} \triangleq \min_{g_k} \varepsilon_k = T_k^{-1} I_k, \quad (9)$$

where $I_{k,0} = T_k$ and $I_k = T_k - |\mathbf{h}_k^H \mathbf{p}_k|^2$. Based on (9), the SINRs of decoding the intended streams at user- k can be

expressed as $\gamma_{k,0} = 1/\varepsilon_{k,0}^{\text{MMSE}} - 1$ and $\gamma_k = 1/\varepsilon_k^{\text{MMSE}} - 1$. The corresponding rates are rewritten as $R_{k,0} = -\log_2(\varepsilon_{k,0}^{\text{MMSE}})$ and $R_k = -\log_2(\varepsilon_k^{\text{MMSE}})$. The augmented WMSEs are

$$\xi_{k,0} = u_{k,0} \varepsilon_{k,0} - \log_2(u_{k,0}), \quad \xi_k = u_k \varepsilon_k - \log_2(u_k), \quad (10)$$

where $u_{k,0}$ and u_k are weights associated with the MSEs of user- k . By solving $\frac{\partial \xi_{k,0}}{\partial g_{k,0}} = 0$ and $\frac{\partial \xi_k}{\partial g_k} = 0$, we derive the optimum equalizers as $g_{k,0}^* = g_{k,0}^{\text{MMSE}}$ and $g_k^* = g_k^{\text{MMSE}}$. Substituting the optimum equalizers into (10), we obtain

$$\begin{aligned} \xi_{k,0}(g_{k,0}^{\text{MMSE}}) &= u_{k,0} \varepsilon_{k,0}^{\text{MMSE}} - \log_2(u_{k,0}), \\ \xi_k(g_k^{\text{MMSE}}) &= u_k \varepsilon_k^{\text{MMSE}} - \log_2(u_k). \end{aligned} \quad (11)$$

By further solving $\frac{\partial \xi_{k,0}(g_{k,0}^{\text{MMSE}})}{\partial u_{k,0}} = 0$ and $\frac{\partial \xi_k(g_k^{\text{MMSE}})}{\partial u_k} = 0$, we obtain the optimum MMSE weights as

$$u_{k,0}^* = u_{k,0}^{\text{MMSE}} \triangleq (\varepsilon_{k,0}^{\text{MMSE}})^{-1}, \quad u_k^* = u_k^{\text{MMSE}} \triangleq (\varepsilon_k^{\text{MMSE}})^{-1} \quad (12)$$

Substituting (12) into (11), we establish the Rate-WMMSE relationship as

$$\begin{aligned} \xi_{k,0}^{\text{MMSE}} &\triangleq \min_{u_{k,0}, g_{k,0}} \xi_{k,0} = 1 - R_{k,0}, \\ \xi_k^{\text{MMSE}} &\triangleq \min_{u_k, g_k} \xi_k = 1 - R_k. \end{aligned} \quad (13)$$

Motivated by the Rate-WMMSE relationship in (13), we reformulate the optimization problem (6) as

$$\min_{\mathbf{P}, \mathbf{x}, \mathbf{u}, \mathbf{g}} \sum_{k \in \mathcal{K}} u_k \xi_{k, \text{tot}} \quad (14a)$$

$$\text{s.t. } X_0 + \sum_{k \in \mathcal{K}} X_{k,0} + 1 \geq \xi_{k,0}, \forall k \in \mathcal{K} \quad (14b)$$

$$X_0 \leq -R_0^{\text{th}} \quad (14c)$$

$$X_{k,0} \leq 0, \forall k \in \mathcal{K} \quad (14d)$$

$$\text{tr}(\mathbf{P}\mathbf{P}^H) \leq P_t \quad (14e)$$

where $\mathbf{x} = [X_0, X_{1,0}, \dots, X_{K,0}]$ is the transformation of the common rate \mathbf{c} . $\mathbf{u} = [u_{1,0}, \dots, u_{K,0}, u_1, \dots, u_K]$ and $\mathbf{g} = [g_{1,0}, \dots, g_{K,0}, g_1, \dots, g_K]$ are the weights and equalizers, respectively. $\xi_{k, \text{tot}} = X_{k,0} + \xi_k, \forall k \in \mathcal{K}$.

According to the KKT conditions of problem (14), it is easy to show that $(\mathbf{u}^{\text{MMSE}}, \mathbf{g}^{\text{MMSE}})$ formed by the corresponding MMSE equalizers and weights is optimal and unique. We can obtain $(\mathbf{u}^{\text{MMSE}}, \mathbf{g}^{\text{MMSE}})$ by minimizing (14a) with respect to \mathbf{u} and \mathbf{g} , respectively. Based on the Rate-WMMSE relationship (13) and the common rate transformation $\mathbf{c} = -\mathbf{x}$, problem (14) can be transformed to problem (6). For any point $(\mathbf{x}^*, \mathbf{P}^*, \mathbf{u}^*, \mathbf{g}^*)$ satisfying the KKT optimality conditions of (14), the solution given by $(\mathbf{c}^* = -\mathbf{x}^*, \mathbf{P}^*)$ satisfies the KKT optimality conditions of (6). The WSR problem (6) is then transformed into the WMMSE problem (14).

The joint optimization of $(\mathbf{x}, \mathbf{P}, \mathbf{u}, \mathbf{g})$ in problem (14) is non-convex. When $(\mathbf{x}, \mathbf{P}, \mathbf{u})$ are fixed, the optimal equalizer is the MMSE equalizer \mathbf{g}^{MMSE} . When $(\mathbf{x}, \mathbf{P}, \mathbf{g})$ are fixed, the optimal weight is the MMSE weight \mathbf{u}^{MMSE} . When (\mathbf{u}, \mathbf{g}) are fixed, the optimization problem (14) is a convex Quadratically Constrained Quadratic Program (QCQP) which can be solved using interior-point methods. These properties motivate us to use AO to solve the problem. In the n th iteration of the AO algorithm, the equalizers and weights are updated using the precoder $\mathbf{P}^{[n-1]}$ obtained in the $(n-1)$ th iteration as $(\mathbf{u}, \mathbf{g}) =$

$(\mathbf{u}^{\text{MMSE}}(\mathbf{P}^{[n-1]}), \mathbf{g}^{\text{MMSE}}(\mathbf{P}^{[n-1]}))$. With the updated (\mathbf{u}, \mathbf{g}) , (\mathbf{x}, \mathbf{P}) can then be updated by solving problem (14). (\mathbf{u}, \mathbf{g}) and (\mathbf{x}, \mathbf{P}) are iteratively updated in each iteration until the WSR converges. The details of the AO algorithm is shown in Algorithm 1, where $\text{WSR}^{[n]}$ is the WSR calculated based on the updated (\mathbf{x}, \mathbf{P}) in the n th iteration. ϵ is the tolerance of the algorithm. The AO algorithm is guaranteed to converge as the WSR is increasing in each iteration and it is bounded above for a given power constraint. Note that the global optimality of the solution cannot be guaranteed in general as the problem is non-convex. The initialization of the precoder \mathbf{P} will influence the final results.

The optimization framework described above are adopted to solve the MU-LP problem (4) by reformulating it into its equivalent WMMSE problem and using the AO algorithm to solve it.

Algorithm 1: Alternating Optimization Algorithm

```

1 Initialize:  $n \leftarrow 0$ ,  $\mathbf{P}^{[n]}$ ,  $\text{WSR}^{[n]}$ ;
2 repeat
3    $n \leftarrow n + 1$ ;
4    $\mathbf{P}^{[n-1]} \leftarrow \mathbf{P}$ ;
5    $\mathbf{u} \leftarrow \mathbf{u}^{\text{MMSE}}(\mathbf{P}^{[n-1]})$ ;  $\mathbf{g} \leftarrow \mathbf{g}^{\text{MMSE}}(\mathbf{P}^{[n-1]})$ ;
6   update  $(\mathbf{x}, \mathbf{P})$  by solving (14) using the updated  $\mathbf{u}, \mathbf{g}$ ;
7 until  $|\text{WSR}^{[n]} - \text{WSR}^{[n-1]}| \leq \epsilon$ ;

```

V. NUMERICAL RESULTS

In this section, we evaluation the performance of the proposed RS beamforming. The proposed RS beamforming is compared with the existing MU-LP and SC-SIC beamforming. We focus on the two-user case in which the rate regions of all the strategies are compared in a two-dimensional figure.

The SC-SIC assisted joint unicast and multicast transmission is briefed before we illustrate the results. Different from RS where the multicast message is encoded with the common parts of the unicast messages, the multicast message in SC-SIC is encoded along with the unicast message to be decoded first into a super-common stream s_0 . Hence, the super-common rate R_0 of SC-SIC is shared by the rate of the multicast message as well as the rate of the unicast message to be decoded first. Following the system model of RS in Section III and the difference between SC-SIC and RS, we can formulate the problem of SC-SIC and solve it by modifying the optimization framework. Note that the receiver complexity of SC-SIC increases with the number of users. More layers of SICs are required at each user to decode the interference from more users. Moreover, SC-SIC is a particular instance of the proposed RS strategy when $K = 2$ [10]. RS should always achieve the same or superior performance to MU-LP and SC-SIC.

We investigate the influence of the multicast rate constraint, channel strength disparity and channel angle between the users on the performance. The BS is equipped with four antennas ($N_t = 4$) serving two single-antenna users ($K = 2$). The simulation setting follows the underloaded two-user deployment in [10]. When CSIT is perfect, the channels of users are realized as $\mathbf{h}_1 = [1, 1, 1, 1]^H$, $\mathbf{h}_2 = \gamma \times [1, e^{j\theta}, e^{j2\theta}, e^{j3\theta}]^H$. γ and θ are control variables. γ controls the channel strength of user-2.

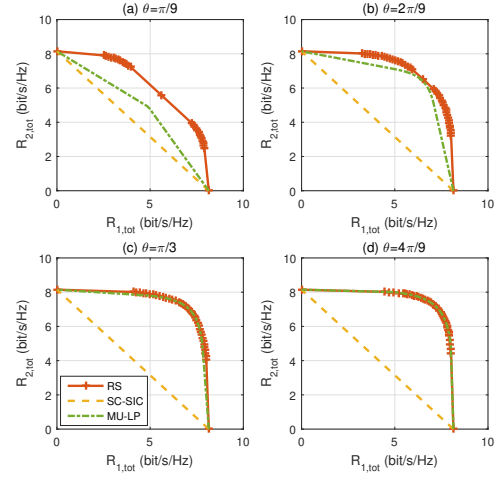


Fig. 2: Achievable rate region comparison of different strategies in perfect CSIT, $\gamma = 1$, $R_0^{\text{th}} = 0.5$ bit/s/Hz

In the following results, $\gamma = 1$ and $\gamma = 0.3$, which respectively represent equal channel strength and 5 dB channel strength difference. For each γ , θ adopts value from $\theta = [\frac{\pi}{9}, \frac{2\pi}{9}, \frac{\pi}{3}, \frac{4\pi}{9}]$. When θ is less than $\frac{\pi}{9}$, the channels of users are sufficiently aligned and SC-SIC performs well. When θ is larger than $\frac{4\pi}{9}$, the channels of users are sufficiently orthogonal to each other and MU-LP is more suitable. Therefore, we consider angles within the range of $[\frac{\pi}{9}, \frac{4\pi}{9}]$. SNR is fixed to 20 dB. The rate region is the set of all achievable points. Its boundary is calculated by varying the weights assigned to users. The weight of user-1 is fixed to $u_1 = 1$. The weight of user-2 is varied as $u_2 = 10^{[-3, -1, -0.95, \dots, 0.95, 1, 3]}$, which is the same as in [11]. The precoders of RS, MU-LP and SC-SIC are initialized using the same methods as discussed in [10].

Fig. 2 shows the results when user-1 and user-2 have equal channel strengths ($\gamma = 1$) and the multicast rate constraint is $R_0^{\text{th}} = 0.5$ bit/s/Hz. In each subfigure, the rate region achieved by RS is confirmed to be equal to or larger than that of SC-SIC and MU-LP. RS performs well for any angle between the user channels. As the SC-SIC strategy is motivated by leveraging the channel strength difference of users, it is sensitive to the channel strength disparity. When users have equal channel strengths, SC-SIC has poor performance. RS exhibits a clear rate region improvement over SC-SIC and MU-LP when $\theta = \frac{\pi}{9}$. The performance of MU-LP is poor when the user channels are closely aligned to each other. MU-LP is sensitive to the channel angle. As θ increases, the gap between the rate regions of RS and MU-LP decreases. When $\theta = \frac{4\pi}{9}$, RS reduces to MU-LP.

Fig. 3 shows the results when $\gamma = 1$, $R_0^{\text{th}} = 1.5$ bit/s/Hz. Comparing the corresponding subfigures of Fig. 2 and Fig. 3, the rate regions of all the strategies increase as the rate threshold of the multicast message decreases. Moreover, the rate region gain of RS over MU-LP and SC-SIC increases as the rate threshold of the multicast message decreases. This is due to the fact the super-common stream can absorb a larger portion of the unicast messages as the rate of the multicast message decreases. RS is able to overcome the limitations of MU-LP and SC-SIC by dynamically determining the level of

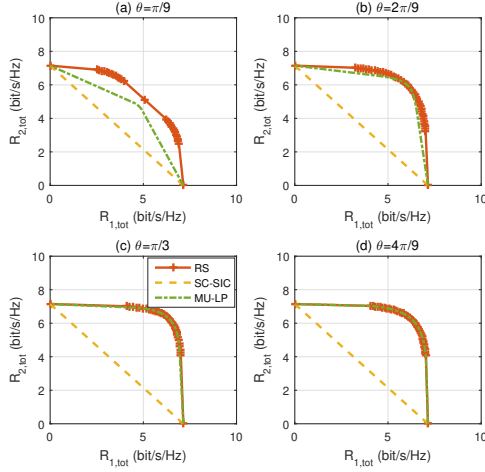


Fig. 3: Achievable rate region comparison of different strategies in perfect CSIT, $\gamma = 1$, $R_0^{th} = 1.5$ bit/s/Hz

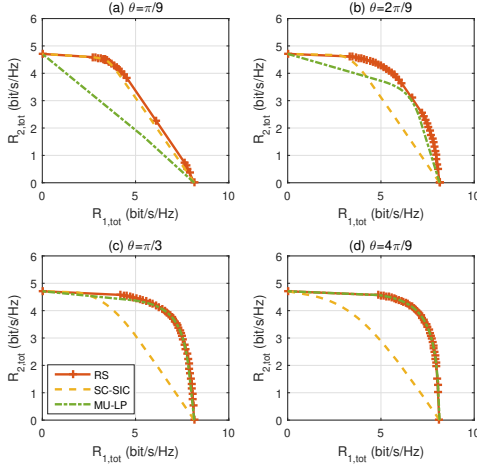


Fig. 4: Achievable rate region comparison of different strategies in perfect CSIT, $\gamma = 0.3$, $R_0^{th} = 0.5$ bit/s/Hz

the multi-user interference to decode and treat as noise. When the rate threshold of the multicast message decreases, more power is allocated to the unicast stream. RS exhibits further benefits of dynamic interference management.

Fig. 4 shows the results when $\gamma = 0.3$, $R_0^{th} = 0.5$ bit/s/Hz. Comparing with the corresponding subfigures of Fig. 2, the rate region of SC-SIC is closer to that of RS when there is a 5 dB channel strength difference. However, the rate region gap between RS and SC-SIC increases with θ despite the 5 dB channel strength difference. Comparing with RS, SC-SIC is more sensitive to the angle between the user channels. In Fig. 4(b), SC-SIC and MU-LP outperform each other at one part of the rate region and the rate region of RS is larger than the convex hull of the rate regions of SC-SIC and MU-LP. We can easily draw the conclusion from Fig. 4(b) that RS softly bridges and outperforms MU-LP and SC-SIC. Comparing with MU-LP and SC-SIC, RS is more robust to a wide range of channel gain difference and channel angles among users. RS always outperforms MU-LP and SC-SIC. This performance gain comes at no additional cost for the receivers since one layer of SIC is required to separate unicast and multicast streams in the conventional MU-LP strategy.

VI. CONCLUSIONS

To conclude, we exploit the benefit of the linearly-precoded RS in the joint unicast and multicast transmission systems. Comparing with the conventional MU-LP assisted unicast and multicast transmission system where one layer of SIC is required at each receiver to remove the multicast stream before decoding the unicast stream, the proposed RS-assisted unicast and multicast transmission system further exploits the merits of the existing one layer of SIC. By utilizing a super-common stream to encapsulate the multicast message and parts of the unicast messages, RS uses one layer of SIC to not only separate the unicast and multicast streams but also dynamically manage the multi-user interference. We show in the numerical results that the performance of MU-LP and SC-SIC is more sensitive to the channel strength disparity and channel angles among users. Thanks to its ability of partially decoding the interference and partially treating the interference as noise, RS softly bridges and outperforms MU-LP and SC-SIC in any user deployments. Moreover, the performance gain of RS increases as the rate threshold of the multicast message decreases. The benefit of RS is obtained without any increase in the receiver complexity compared with MU-LP. Therefore, RS is a more powerful transmission scheme for downlink multi-antenna non-orthogonal unicast and multicast transmission systems.

REFERENCES

- [1] J. Zhao, O. Simeone, D. Gunduz, and D. Gomez-Barquero, "Non-orthogonal unicast and broadcast transmission via joint beamforming and LDM in cellular networks," in *2016 IEEE Global Communications Conference (GLOBECOM)*, Dec 2016, pp. 1–6.
- [2] Y. F. Liu, C. Lu, M. Tao, and J. Wu, "Joint multicast and unicast beamforming for the MISO downlink interference channel," in *2017 IEEE 18th International Workshop on Signal Processing Advances in Wireless Communications (SPAWC)*, July 2017, pp. 1–5.
- [3] E. Chen, M. Tao, and Y.-F. Liu, "Joint base station clustering and beamforming for non-orthogonal multicast and unicast transmission with backhaul constraints," *arXiv preprint arXiv:1712.01508*, 2017.
- [4] O. Tervo, L.-N. Tran, S. Chatzinotas, M. Juntti, and B. Ottersten, "Energy-efficient joint unicast and multicast beamforming with multi-antenna user terminals," *arXiv preprint arXiv:1705.03723*, 2017.
- [5] L. Zhang, W. Li, Y. Wu, X. Wang, S. I. Park, H. M. Kim, J. Y. Lee, P. Angueira, and J. Montalban, "Layered-division-multiplexing: Theory and practice," *IEEE Transactions on Broadcasting*, vol. 62, no. 1, pp. 216–232, March 2016.
- [6] Y. Saito, Y. Kishiyama, A. Benjebbour, T. Nakamura, A. Li, and K. Higuchi, "Non-orthogonal multiple access (NOMA) for cellular future radio access," in *2013 IEEE 77th Vehicular Technology Conference (VTC Spring)*, June 2013, pp. 1–5.
- [7] B. Clerckx, H. Joudeh, C. Hao, M. Dai, and B. Rassouli, "Rate splitting for MIMO wireless networks: A promising PHY-layer strategy for LTE evolution," *IEEE Communications Magazine*, vol. 54, no. 5, pp. 98–105, May 2016.
- [8] H. Joudeh and B. Clerckx, "Sum rate maximization for MU-MISO with partial CSIT using joint multicasting and broadcasting," in *2015 IEEE International Conference on Communications (ICC)*, June 2015, pp. 4733–4738.
- [9] —, "Sum-rate maximization for linearly precoded downlink multiuser MISO systems with partial CSIT: A rate-splitting approach," *IEEE Transactions on Communications*, vol. 64, no. 11, pp. 4847–4861, Nov 2016.
- [10] Y. Mao, B. Clerckx, and V. O. K. Li, "Rate-splitting multiple access for downlink communication systems: Bridging, generalizing and outperforming SDMA and NOMA," *arXiv preprint arXiv:1710.11018v3*, 2017.
- [11] S. S. Christensen, R. Agarwal, E. D. Carvalho, and J. M. Cioffi, "Weighted sum-rate maximization using weighted MMSE for MIMO-BC beamforming design," *IEEE Transactions on Wireless Communications*, vol. 7, no. 12, pp. 4792–4799, Dec 2008.