

Unsupervised Learning of Depth and Ego-Motion from Monocular Video Using 3D Geometric Constraints

Reza Mahjourian
University of Texas at Austin, Google Brain

Martin Wicke
Google Brain

Anelia Angelova
Google Brain

Abstract

We present a novel approach for unsupervised learning of depth and ego-motion from monocular video. Unsupervised learning removes the need for separate supervisory signals (depth or ego-motion ground truth, or multi-view video). Prior work in unsupervised depth learning uses pixel-wise or gradient-based losses, which only consider pixels in small local neighborhoods. Our main contribution is to explicitly consider the inferred 3D geometry of the scene, enforcing consistency of the estimated 3D point clouds and ego-motion across consecutive frames. This is a challenging task and is solved by a novel (approximate) backpropagation algorithm for aligning 3D structures.

We combine this novel 3D-based loss with 2D losses based on photometric quality of frame reconstructions using estimated depth and ego-motion from adjacent frames. We also incorporate validity masks to avoid penalizing areas in which no useful information exists.

We test our algorithm on the KITTI dataset and on a video dataset captured on an uncalibrated mobile phone camera. Our proposed approach consistently improves depth estimates on both datasets, and outperforms the state-of-the-art for both depth and ego-motion. Because we only require a simple video, learning depth and ego-motion on large and varied datasets becomes possible. We demonstrate this by training on the low quality uncalibrated video dataset and evaluating on KITTI, ranking among top performing prior methods which are trained on KITTI itself.

1. Introduction

Inferring the depth of a scene and one's ego-motion is one of the key challenges in fields such as robotics and autonomous driving. Being able to estimate the exact position of objects in 3D and the scene geometry is essential for motion planning and decision making.

Most supervised methods for learning depth and ego-motion require carefully calibrated setups. This severely limits the amount and variety of training data they can use,

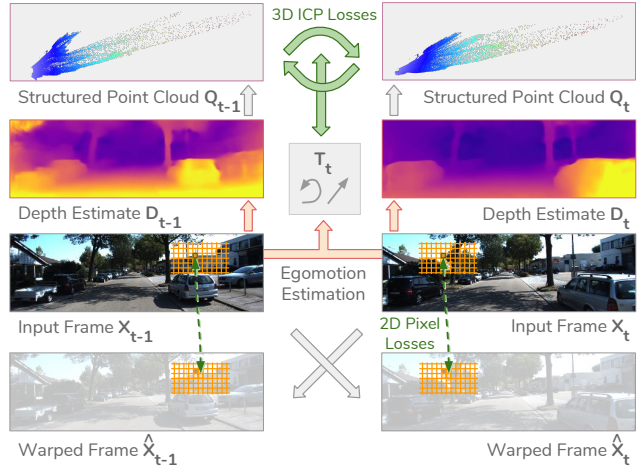


Figure 1. Overview of our method. In addition to 2D photometric losses, novel 3D geometric losses are used as supervision to adjust unsupervised depth and ego-motion estimates by the neural network. Orange arrows represent model's predictions. Gray arrows represent mechanical transformations. Green arrows represent losses. The depth images shown are sample outputs from our trained model.

which is why supervised techniques are often applied only to a number of well-known datasets like KITTI [10] and Cityscapes [4]. Even when ground-truth depth data is available, it is often imperfect and causes distinct prediction artifacts. Rotating LIDAR scanners cannot produce depth that temporally aligns with the corresponding image taken by a camera—even if the camera and LIDAR are carefully synchronized. Structured light depth sensors—and to a lesser extent, LIDAR and time-of-flight sensors—suffer from noise and structural artifacts, especially in presence of reflective, transparent, or dark surfaces. Lastly, there is usually an offset between the depth sensor and the camera, which causes gaps or overlaps when the point cloud is projected onto the camera's viewpoint. These problems lead to artifacts in models trained on such data.

This paper proposes a method for unsupervised learning of depth and ego-motion from monocular (single-camera)

videos. The only form of supervision that we use comes from assumptions about consistency and temporal coherence between consecutive frames in a monocular video.

Cameras are by far the best understood and most ubiquitous sensor available to us. High quality cameras are inexpensive and easy to deploy. The ability to train on arbitrary monocular video opens up virtually infinite amounts of training data, without sensing artifacts or inter-sensor calibration issues.

In order to learn depth in a completely unsupervised fashion, we rely on existence of ego-motion in the video. Given two consecutive frames from the video, a neural network produces single-view depth estimates from each frame, and an ego-motion estimate from the frame pair. Requiring that the depth and ego-motion estimates from adjacent frames are consistent serves as supervision for training the model. This method allows learning depth because the transformation from depth and ego-motion to a new frame is well understood and a good approximation can be written down as a fixed differentiable function.

Our main contributions are the following:

Imposing 3D constraints. We propose a loss which directly penalizes inconsistencies in the estimated depth without relying on backpropagation through the (approximate) image reconstruction process. We compare depth extracted from adjacent frames by directly comparing 3D point clouds in a common reference frame. Intuitively, assuming there is no significant object motion in the scene, one can transform the estimated point cloud for each frame into the predicted point cloud for the other frame by applying ego-motion or its inverse (Fig. 1 and Fig. 2).

To the best of our knowledge, our approach is the first depth-from-video algorithm to use 3D information in a loss function. Our experiments show that adding losses computed directly on the 3D geometry improves results significantly.

Principled masking. When transforming a frame and projecting it, some parts of the scene are not covered in the new view (either due to parallax effects or because objects left or entered the field of view). Depth and image pixels in those areas are not useful for learning; using their values in the loss degrades results. Previous approaches have approached this problem by adding a general-purpose learned mask to the model [30], or applying post-processing to remove edge artifacts [12]. However, learning the mask is not very effective. Computing the masks analytically leaves a simpler learning problem for the model.

Learning from an uncalibrated video stream. We demonstrate that our proposed approach can consume and learn from any monocular video source with camera motion. We record a new dataset containing monocular video captured using a hand-held commercial phone camera while riding a bicycle. We train our depth and ego-motion model

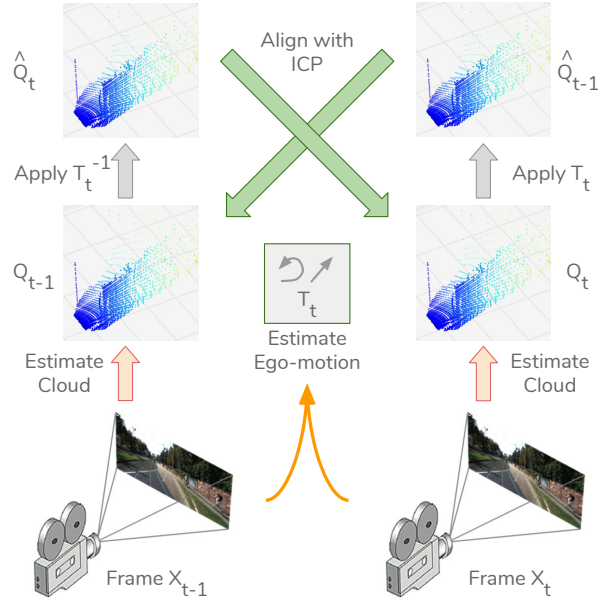


Figure 2. The 3D loss: ICP is applied symmetrically in forward and backward directions to bring the depth and ego-motion estimates from two consecutive frames into agreement. The products of ICP generate gradients which are used to improve the depth and ego-motion estimates.

only on these videos, then evaluate the quality its predictions by testing the trained model on the KITTI dataset.

2. Related Work

Classical solutions to depth and ego-motion estimation involve stereo and feature matching techniques [23], whereas recent methods have shown success using deep learning [7].

Most pioneering works that learn depth from images rely on supervision from depth sensors [5, 15, 18]. Several subsequent approaches [16, 17, 2] also treat depth estimation as a dense prediction problem and use popular fully-convolutional architectures such as FCN [8] or U-Net [21].

Garg *et al.* [9] propose to use a calibrated stereo camera pair setup in which depth is produced as an intermediate output and the supervision comes from reconstruction of one image in a stereo pair from the input of the other. Since the images on the stereo rig have a fixed and known transformation, the depth can be learned from that functional relationship (plus some regularization). Other novel learning approaches, that also need more than one image for depth estimation are [27, 20, 15, 14, 28].

Godard *et al.* [12] offer an approach to learn single-view depth estimation using rectified stereo input during training. The disparity matching problem in a rectified stereo pair requires only a one-dimensional search. The work by Um-

menhofer *et al.* [24] called DeMoN also addresses learning of depth from stereo data. Their method produces high-quality depth estimates from two unconstrained frames as input. This work uses various forms of supervision including depth and optical flow.

Zhou *et al.* [30] propose a novel approach for unsupervised learning of depth and ego-motion using only monocular video. This setup is most aligned with our work as we similarly learn depth and ego-motion from monocular video in an unsupervised setting. Vijayanarasimhan *et al.* [25] use a similar approach which additionally tries to learn the motion of a handful of objects in the scene. Their work also allows for optional supervision by ground-truth depth or optical flow to improve performance.

Our work differs in taking the training process to three dimensions. We present differentiable 3D loss functions which can establish consistency between the geometry of adjacent frames, and thereby improve depth and ego-motion estimation.

3. Method

Our method learns depth and ego-motion from monocular video without supervision. Fig. 1 shows the different components in our approach. At the core of our method there is a novel loss function which is based on aligning the 3D geometry (point clouds) generated from adjacent frames (Sec. 3.4). Unlike 2D losses that enforce local photometric consistency, the 3D loss considers the entire scene and its geometry. We show how to efficiently backpropagate through this loss.

This section starts with discussing the geometry of the problem and how it is used to obtain differentiable losses. It then describes each individual loss term.

3.1. Problem Geometry

At training time, the goal is to learn depth and ego-motion from a single monocular video stream. This problem can be formalized as follows: Given a pair of consecutive frames X_{t-1} and X_t , estimate depth D_{t-1} at time $t-1$, depth D_t at time t , and the ego-motion T_t representing the camera’s movement (position and orientation) from time $t-1$ to t .

Once a depth estimate D_t is available, it can be projected into a point cloud Q_t . More specifically, the image pixel at coordinates (i, j) with estimated depth D_t^{ij} can be projected into a structured 3D point cloud

$$Q_t^{ij} = D_t^{ij} \cdot K^{-1}[i, j, 1]^T, \quad (1)$$

where K is the camera intrinsic matrix (using homogeneous coordinates).

Given an estimate for T_t , the camera’s movement from $t-1$ to t , Q_t can be transformed to get an estimate for the

previous frame’s point cloud: $\hat{Q}_{t-1} = T_t Q_t$. Note that the transformation applied to the point cloud is the inverse of the camera movement from t to $t-1$. \hat{Q}_{t-1} can then be projected onto the camera at frame $t-1$ as $K \hat{Q}_{t-1}$. Combining this transformation and projection with Eq. 1 establishes a mapping from image coordinates at time t to image coordinates at time $t-1$. This mapping allows us to reconstruct frame \hat{X}_t by warping X_{t-1} based on D_t, T_t :

$$\hat{X}_t^{ij} = X_{t-1}^{\hat{i}\hat{j}}, [\hat{i}, \hat{j}, 1]^T = K T_t (D_t^{ij} \cdot K^{-1}[i, j, 1]^T) \quad (2)$$

Following the approach in [30], we compute \hat{X}_t^{ij} by performing a soft sampling from the four pixels in X_{t-1} whose coordinates overlap with (\hat{i}, \hat{j}) .

This process is repeated in the other direction to project D_{t-1} into a point cloud Q_{t-1} , and reconstruct frame \hat{X}_{t-1} by warping X_t based on D_{t-1} and T_t^{-1} .

3.2. Principled Masks

Computing \hat{X}_t involves creating a mapping from image coordinates in X_t to X_{t-1} . However, due to the camera’s motion, some pixel coordinates in X_t may be mapped to coordinates that are outside the image boundaries in X_{t-1} . With forward ego-motion, this problem is usually more pronounced when computing \hat{X}_{t-1} from X_t . Our experiments show that including such pixels in the loss degrades performance. Previous approaches have either ignored this problem, or tried to tackle it by adding a general-purpose mask to the network [9, 30, 25], which is expected to exclude regions that are unexplainable due to any reason. However, this approach does not seem to be effective and often results in edge artifacts in depth images (see Sec. 4).

As Fig. 3 demonstrates, validity masks can be computed analytically from depth and ego-motion estimates. For every pair of frames X_{t-1}, X_t , one can create a pair of masks M_{t-1}, M_t , which indicate the pixel coordinates where \hat{X}_{t-1} and \hat{X}_t are valid.

3.3. Image Reconstruction Loss

Comparing the reconstructed images \hat{X}_t, \hat{X}_{t-1} to the input frames X_t, X_{t-1} respectively produces a differentiable image reconstruction loss that is based on photometric consistency [30, 9], and needs to be minimized¹:

$$L_{\text{rec}} = \sum_{ij} \|(X_t^{ij} - \hat{X}_t^{ij}) M_t^{ij}\| \quad (3)$$

The main problem with this type of loss is that the process used to create \hat{X}_t is an approximation—and, because differentiability is required, a relatively crude one. This process is not able to account for effects such as lighting, shadows, translucence, or reflections. As a result, this

¹**Note:** All losses mentioned in this section are repeated for times t and $t-1$. For brevity, we have left out the terms involving $t-1$.



Figure 3. Principled Masks. The masks shown are examples of M_{t-1} , which indicate which pixel coordinates are valid when reconstructing \hat{X}_{t-1} from X_t . There is a complementary set of masks M_t (not shown), which indicate the valid pixel coordinates when reconstructing \hat{X}_t from X_{t-1} .

loss is noisy and results in artifacts. Strong regularization is required to reduce the artifacts, which in turn leads to smoothed out predictions (see Sec. 4). Learning to predict the adjacent frame directly would avoid this problem, but such techniques cannot generate depth and ego-motion predictions.

3.4. A 3D Point Cloud Alignment Loss

Instead of using \hat{Q}_{t-1} or \hat{Q}_t just to establish a mapping between coordinates of adjacent frames, we construct a loss function that directly compares point clouds \hat{Q}_{t-1} to Q_{t-1} , or \hat{Q}_t to Q_t . This 3D loss uses a well-known rigid registration method, Iterative Closest Point (ICP) [3, 1, 22], which computes a transformation that minimizes point-to-point distances between corresponding points in the two point clouds.

ICP alternates between computing correspondences between two 3D point clouds (using a simple closest point heuristic), and computing a best-fit transformation between the two point clouds, given the correspondence. The next iteration then recomputes the correspondence with the previous iteration’s transformation applied. Our loss function uses both the computed transformation and the final residual registration error after ICP’s minimization.

Because of the combinatorial nature of the correspondence computation, ICP is not differentiable. As shown below, we can approximate its gradients using the products it computes as part of the algorithm, allowing us to backpropagate errors for both the ego-motion and depth estimates.

ICP takes as input two point clouds A and B (e.g. \hat{Q}_{t-1} and Q_{t-1}). Its main output is a best-fit transformation

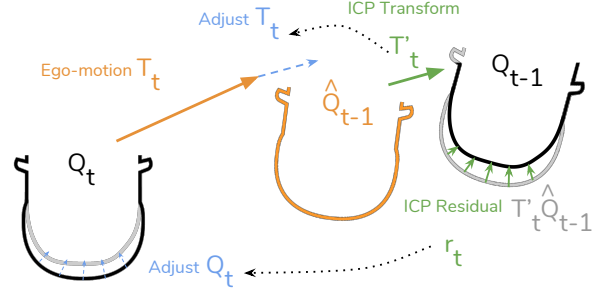


Figure 4. The point cloud matching process and approximate gradients. The illustration shows the top view of a car front with side mirrors. Given the estimated depth D_t for timestep t a point cloud Q_t is created. This is transformed by the estimated ego-motion T_t into a prediction the previous frame’s point cloud, \hat{Q}_{t-1} . If ICP can find a better registration between Q_{t-1} and \hat{Q}_{t-1} , we adjust our ego-motion estimate using this correction T'_t . Any residuals r_t after registration point to errors in the depth map D_t , which are minimized by including $\|r_t\|_1$ in the loss.

T' which minimizes the distance between the transformed points in A and their corresponding points in B :

$$\arg \min_{T'} \frac{1}{2} \sum_{ij} \|T' \cdot A^{ij} - B^{c(ij)}\|^2 \quad (4)$$

where $c(\cdot)$ denotes the point to point correspondence found by ICP. The secondary output of ICP is the residual $r^{ij} = A^{ij} - T'^{-1} \cdot B^{c(ij)}$, which reflects the residual distances between corresponding points after ICP’s distance minimizing transform has been applied².

Fig. 4 demonstrates how ICP is used in our method to penalize errors in the estimated ego-motion T_t and depth D_t . If the estimates T_t and D_t from the neural network are perfect, \hat{Q}_{t-1} would align perfectly with Q_{t-1} . When this is not the case, aligning \hat{Q}_{t-1} to Q_{t-1} with ICP produces a transform T'_t and residuals r_t which can be used to adjust T_t and D_t toward a better initial alignment. More specifically, we use T'_t as an approximation to the negative gradient of the loss with respect to the ego-motion T_t ³. To correct the depth map D_t , we note that even after the correction T'_t has been applied, moving the points in the direction r_t would decrease the loss. Of the factors that generate the points in Q_t and thereby \hat{Q}_{t-1} , we can only change D_t . We therefore use r_t as an approximation to the negative gradient of the loss with respect to the depth D_t . Note that this approximation of the gradient ignores the impact of depth errors on

²Note that while we describe a point-to-point distance in Eq. 4, we use the more powerful point-to-plane distance [3] in our experiments. The definition of the residual changes to include the gradient of the distance metric used, but it is still the gradient of the error.

³Technically, T' is not the negative gradient: it points in the direction of the minimum found by ICP, and not in the direction of steepest descent. Arguably, this makes it better than a gradient.

ego-motion and vice versa. However, ignoring these second order effects works well in practice. The complete 3D loss is then

$$L_{3D} = \|T'_t - I\|_1 + \|r_t\|_1, \quad (5)$$

where $\|\cdot\|_1$ denotes the L1-norm.

3.5. Additional Image-Based Losses

Structured similarity (SSIM) is a commonly used metric for evaluating the quality of image predictions. Similar to [12, 29], we use it as a loss term in the training process. It measures the similarity between two images patches x and y and is defined as $SSIM(x, y) = \frac{(2\mu_x\mu_y+c_1)(2\sigma_{xy}+c_2)}{(\mu_x^2+\mu_y^2+c_1)(\sigma_x^2+\sigma_y^2+c_2)}$, where μ_x, σ_x are the local means and variances [26]. In our specific implementation, μ and σ are computed by simple (fixed) pooling or convolutional operators, $c_1 = 0.01^2$ and $c_2 = 0.03^2$. Since SSIM is upper bounded to 1 and needs to be maximized, we instead minimize

$$L_{SSIM} = \sum_{ij} [1 - SSIM(\hat{X}_t^{ij}, X_t^{ij})] M_t^{ij}. \quad (6)$$

A depth smoothness loss is also employed to regularize the depth estimates. Similarly to [13, 12] we use a depth gradient smoothness loss that takes into account the gradients of the corresponding input image:

$$L_{sm} = \sum_{i,j} \|\partial_x D^{ij}\| e^{-\|\partial_x X^{ij}\|} + \|\partial_y D^{ij}\| e^{-\|\partial_y X^{ij}\|} \quad (7)$$

By considering the gradients of the image, this loss function allows for sharp changes in depth at pixel coordinates where there are sharp changes in the image. This is a refinement of the depth smoothness losses used by Zhou *et al.* [30].

3.6. Learning Setup

All loss functions are applied at four different scales s , ranging from the model’s input resolution, to an image that is $\frac{1}{8}$ in width and height. The complete loss is defined as:

$$L = \sum_s \alpha L_{rec}^s + \beta L_{3D}^s + \gamma L_{sm}^s + \omega L_{SSIM}^s \quad (8)$$

where $\alpha, \beta, \gamma, \omega$ are hyper-parameters, which we set to $\alpha = 0.85, \beta = 0.1, \gamma = 0.05$, and $\omega = 0.15$.

We adopt the SfMLearner architecture [30], which is in turn based on DispNet [19]. The neural network consists of two disconnected towers: A depth estimation tower receives a single image as input and produces a dense depth estimate mapping each pixel of the input to a metric depth value. An ego-motion tower receives pairs of video frames as input, and produces an ego-motion estimate represented by six numbers corresponding to relative 3D rotation and metric translations between the two frames. Both towers are fully convolutional.

At training time, pairs of consecutive video frames are fed to the model. Unlike prior work, our 3D loss requires depth estimates from both frames. At test time, the depth tower can produce a depth estimate from an individual video frame, and the ego-motion tower can produce an ego-motion estimate from a pair of frames.

We use TensorFlow [6] and the Adam optimizer with $\beta_1 = 0.9, \beta_2 = 0.999$, and learning rate $\alpha = 0.0002$. In all experiments, models are trained for 20 epochs and checkpoints are saved at the end of each epoch. The checkpoint that performs best on the evaluation set is then tested on the test set.

4. Experiments

4.1. Datasets

KITTI Dataset. We use the KITTI dataset [10] as the main training and evaluation dataset. This dataset is the most common benchmark used in prior work for evaluating depth and ego-motion accuracy [9, 30, 12, 24]. The KITTI dataset includes a full suite of data sources such as stereo video, 3D point clouds from LIDAR, and the vehicle trajectory. We use only a single (monocular) video stream for training. The point clouds and vehicle poses are used only for evaluation of trained models. We use the same training/validation/test split as [30]: about 40k frames for training, 4k for evaluation, and 697 test frames from the Eigen [5] split.

Uncalibrated Bike Video Dataset. We created a new dataset by recording a number of videos using a hand-held phone camera while riding a bicycle. This particular camera offers no stabilization. The videos were recorded at 30fps, with a resolution of 720×1280 , and contain 91,866 frames. The dataset uses all frames from the videos without excluding any particular segments. We constructed an intrinsic matrix for this dataset based on a Google search for “iPhone 6 video horizontal field of view” (50.9°) and without accounting for lens distortion. Note that since the conventional depth evaluation metrics are scale-invariant (Sec. 4.2), the FOV value does not affect them. This dataset will be released with the source code.

4.2. Evaluation of Depth Estimation

Fig. 5 compares sample depth estimates produced by our trained model to other unsupervised learning methods, including the state-of-the-art results by [30].

Table 1 quantitatively compares our depth estimation results against prior work (some of which use supervision). The metrics are computed over the Eigen [5] test set. The table reports separate results for a depth cap of 50m, as this is the only evaluation reported by Garg *et al.* [9]. When trained only on the KITTI dataset, our model lowers the mean absolute relative depth prediction error (in meters)

Method	Supervision	Dataset	Cap	Abs Rel	Sq Rel	RMSE	RMSE log	$\delta < 1.25$	$\delta < 1.25^2$	$\delta < 1.25^3$
Train set mean	-	K	80m	0.361	4.826	8.102	0.377	0.638	0.804	0.894
Eigen <i>et al.</i> [5] Coarse	Depth	K	80m	0.214	1.605	6.563	0.292	0.673	0.884	0.957
Eigen <i>et al.</i> [5] Fine	Depth	K	80m	0.203	1.548	6.307	0.282	0.702	0.890	0.958
Liu <i>et al.</i> [18]	Depth	K	80m	0.201	1.584	6.471	0.273	0.68	0.898	0.967
Zhou <i>et al.</i> [30]	-	K	80m	0.208	1.768	6.856	0.283	0.678	0.885	0.957
Zhou <i>et al.</i> [30]	-	CS + K	80m	0.198	1.836	6.565	0.275	0.718	0.901	0.960
Ours	-	K	80m	0.163	1.240	6.220	0.250	0.762	0.916	0.968
Ours	-	CS + K	80m	0.159	1.231	5.912	0.243	0.784	0.923	0.970
Garg <i>et al.</i> [9]	Stereo	K	50m	0.169	1.080	5.104	0.273	0.740	0.904	0.962
Zhou <i>et al.</i> [30]	-	K	50m	0.201	1.391	5.181	0.264	0.696	0.900	0.966
Zhou <i>et al.</i> [30]	-	CS + K	50m	0.190	1.436	4.975	0.258	0.735	0.915	0.968
Ours	-	K	50m	0.155	0.927	4.549	0.231	0.781	0.931	0.975
Ours	-	CS + K	50m	0.151	0.949	4.383	0.227	0.802	0.935	0.974

Table 1. Depth evaluation metrics for the KITTI Eigen [5] test set. Under the Dataset column, K denotes training on KITTI [11] and CS denotes training on Cityscapes [4]. All results, except [5], use the crop from [9].

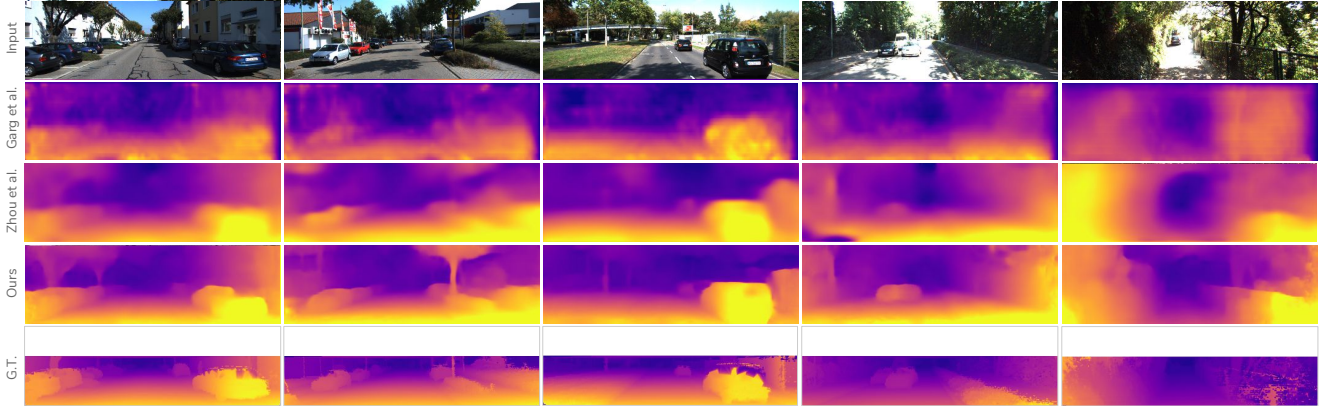


Figure 5. Sample depth estimates from the KITTI Eigen test set, generated by our approach (4th row), compared to Garg *et al.* [9], Zhou *et al.* [30], and ground truth [10]. Best viewed in color.

from 0.208 [30] to 0.163, which is a significant improvement.

Since our primary baseline [30] reports results for pre-training on Cityscapes [4] and fine-tuning on KITTI, we replicate this experiment as well. Fig. 6 shows the increase in quality of depth estimates as a result of pre-training on Cityscapes. It also visually compares depth estimates from our models with the corresponding models by Zhou *et al.* [30]. As Fig. 6 and Table 1 show, our proposed method achieves significant improvements.

4.3. Evaluation of the 3D Loss

Fig. 7 shows sample depth images produced by models which are trained with and without the 3D loss. As the sample image shows, the additional temporal consistency enforced by the 3D loss can reduce artifacts in low-texture regions of the image.

Fig. 8 plots the evaluation error from each model over time as training progresses. The points show depth error at the end of different training epochs on the evaluation set—and not the test set, which is reported in Table 1. As the plot shows, using the 3D loss improves performance no-

Method	Seq. 09	Seq. 10
ORB-SLAM (full)	0.014 ± 0.008	0.012 ± 0.011
ORB-SLAM (short)	0.064 ± 0.141	0.064 ± 0.130
Mean Odom.	0.032 ± 0.026	0.028 ± 0.023
Zhou <i>et al.</i> [30]	0.021 ± 0.017	0.020 ± 0.015
Ours (without ICP)	0.014 ± 0.010	0.013 ± 0.011
Ours (with ICP)	0.013 ± 0.010	0.012 ± 0.011

Table 2. Absolute Trajectory Error (ATE) on the KITTI odometry dataset averaged over all multi-frame snippets (lower is better). Our method significantly outperforms the baselines with the same input setting. It also matches or outperforms ORB-SLAM (full) which uses strictly more data.

tably across all stages of training. It also shows that the 3D loss has a regularizing effect, which reduces overfitting. In contrast, just pre-training on the larger Cityscapes dataset is not sufficient to reduce overfitting or improve depth quality.

4.4. Evaluation of Ego-Motion

During the training process, depth and ego-motion are learned jointly and their accuracy is inter-dependent. Ta-

Method	Dataset	Cap	Abs Rel	Sq Rel	RMSE	RMSE log	$\delta < 1.25$	$\delta < 1.25^2$	$\delta < 1.25^3$
All losses	CS + K	80m	0.159	1.231	5.912	0.243	0.784	0.923	0.970
All losses	K	80m	0.163	1.240	6.220	0.250	0.762	0.916	0.968
No ICP loss	K	80m	0.175	1.617	6.267	0.252	0.759	0.917	0.967
No SSIM loss	K	80m	0.183	1.410	6.813	0.271	0.716	0.899	0.961
No Principled Masks	K	80m	0.176	1.386	6.529	0.263	0.740	0.907	0.963
Zhou <i>et al.</i> [30]	K	80m	0.208	1.768	6.856	0.283	0.678	0.885	0.957
Zhou <i>et al.</i> [30]	CS + K	80m	0.198	1.836	6.565	0.275	0.718	0.901	0.960
All losses	Bike	80m	0.211	1.771	7.741	0.309	0.652	0.862	0.942
No ICP loss	Bike	80m	0.226	2.525	7.750	0.305	0.666	0.871	0.946

Table 3. Depth evaluation metrics for the KITTI Eigen [5] test set for various versions of our model. Top row: Our best model trained on Cityscapes + KITTI. Middle rows: Ablation results where individual components of our approach are left out. Bottom rows: Models trained only on the bike dataset.

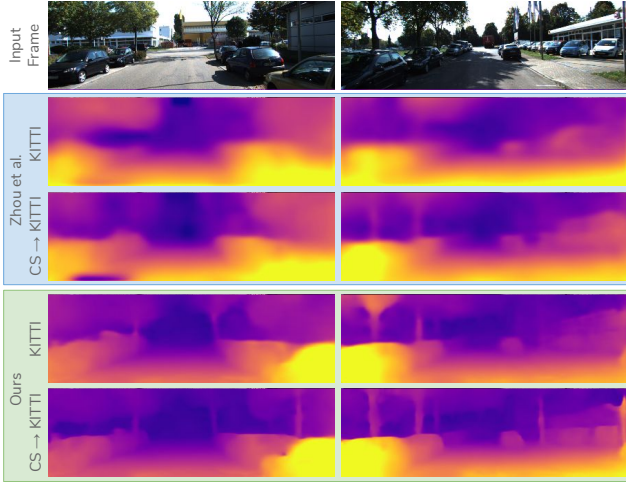


Figure 6. Comparison of models trained only on KITTI vs. models pre-trained on Cityscapes and then fine-tuned on KITTI. The first two rows show depth images produced by models from [30]. These images are generated by us using models trained by Zhou *et al.* [30]. The bottom two rows show depth images produced by our method.

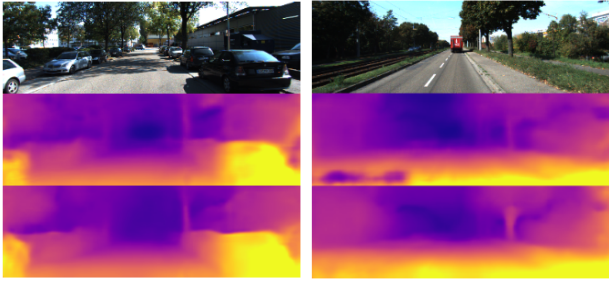


Figure 7. Example depth estimation results from training without the 3D loss (middle) vs. with the 3D loss (bottom).

ble 2 reports the ego-motion accuracy of our models over two sample sequences from the KITTI odometry dataset. Our proposed method significantly outperforms the unsupervised method by [30]. Moreover, it matches or outperforms the supervised method of ORB-SLAM, which uses the entire video sequence.

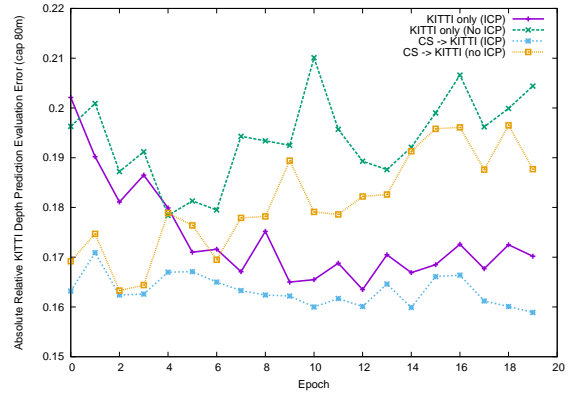


Figure 8. Evolution of depth evaluation error over time when training our model with and without the 3D loss. Separate plots for training on KITTI and on Cityscapes + KITTI are shown. As the plot shows, the 3D loss has a regularizing effect, which reduces overfitting.



Figure 9. Composite of two consecutive frames from the bike dataset. Since the phone is hand-held, the motion is less stable compared to existing driving datasets. Best viewed in color.

4.5. Learning from Bike Videos

To demonstrate that our proposed method can use any video with ego-motion as training data, we recorded a number of videos using a *hand-held* phone camera while riding a bicycle. Fig. 9 shows sample frames from this dataset.

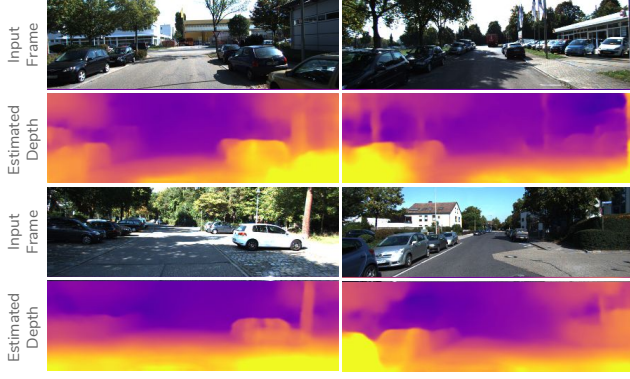


Figure 10. Sample depth estimates produced from KITTI frames by the model trained only on the bike video dataset.

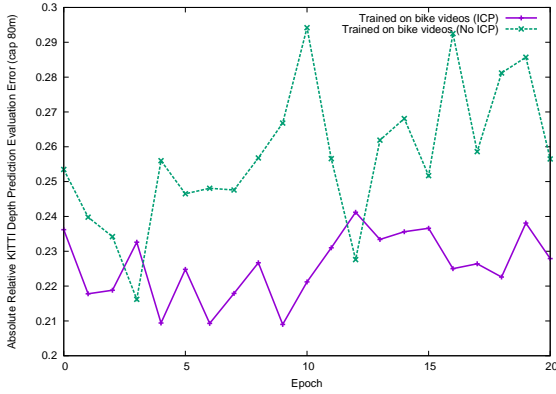


Figure 11. Evolution of KITTI depth evaluation error over time for models trained only on the bike video dataset (with and without the 3D loss).

We trained our depth and ego-motion model only on the bike videos. We then evaluated the trained model on KITTI. Fig. 10 shows sample depth estimates produced from KITTI frames by the model trained on bike videos. Table 3 reports the depth evaluation metrics for this model. Note that no fine-tuning is performed. The bike video dataset is quite different from the KITTI dataset ($\sim 51^\circ$ vs. $\sim 81^\circ$ FOV, no distortion correction vs. fully rectified images, US vs. European architecture/street layout, hand-held camera vs. stable motion). Yet, the results show that our model trained on bike videos is close in quality to the best unsupervised model of [30], which is trained on KITTI itself.

Fig. 11 shows the evolution of *KITTI evaluation error* as the models are trained on bike videos. It verifies that the 3D loss improves learning and reduces overfitting on this dataset as well.

4.6. Ablation Experiments

In order to study the importance of each component in our method, we trained and evaluated a series of models,

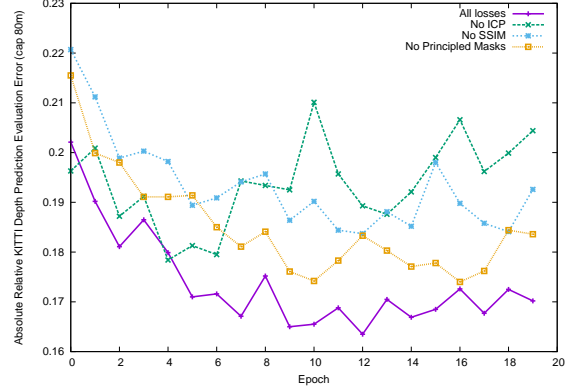


Figure 12. Ablation experiments for KITTI comparing a model trained with all losses against models missing specific loss components.

each missing one component of the loss function. The experiment results in Table 3 and Fig. 12 show that the 3D loss and SSIM components are essential. They also show that removing the masks hurts the performance.

5. Conclusions and Future Work

We proposed a novel unsupervised algorithm for learning depth and ego-motion from monocular video. Our main contribution is to explicitly take the 3D structure of the world into consideration. We do so using a novel loss function which can align 3D structures across different frames. The proposed algorithm needs only a single monocular video stream for training, and can produce depth from a single image at test time.

The experiments on the bike dataset demonstrate that our approach can be applied to learn depth and ego-motion from diverse datasets. Because we require no rectification and our method is robust to lens distortions, lack of stabilization, and other features of low-end cameras, training data can be collected from a large variety of sources, such as public videos on the internet.

If an object moves between two frames, our loss functions try to explain its movement by misestimating its depth. Such errors may even out over the dataset if an object’s movements are random. Otherwise, the learned depth estimates will be biased for that type of object. Similar to prior work *e.g.* Zhou *et al.* [30], our approach does not explicitly handle largely dynamic scenes. Detecting and handling moving objects is our goal for future work.

Lastly, the principled masks can be extended to account for occlusions and disocclusions resulting from change of viewpoint between adjacent frames.

Acknowledgments

We thank Tinghui Zhou and Clément Godard for their generous sharing of code and data, the Google Brain team for discussions and support, and Parvin Taheri and Oscar Ejdeha for their help with recording videos.

References

- [1] P. J. Besl and N. McKay. A method for registration of 3-d shapes. In *IEEE Trans. on Pattern Analysis and Machine Intelligence*, 1992.
- [2] Y. Cao, Z. Wu, , and C. Shen. Estimating depth from monocular images as classification using deep fully convolutional residual networks. *CoRR:1605.02305*, 2016.
- [3] Y. Chen and G. Medioni. Object modeling by registration of multiple range images. In *Proc. IEEE Conf. on Robotics and Automation*, 1991.
- [4] M. Cordts, M. Omran, S. Ramos, T. Rehfeld, M. Enzweiler, R. Benenson, U. Franke, S. Roth, and B. Schiele. The cityscapes dataset for semantic urban scene understanding. In *Proceedings of the IEEE Conference on Computer Vision and Pattern Recognition*, pages 3213–3223, 2016.
- [5] D. Eigen, C. Puhrsch, and R. Fergus. Depth map prediction from a single image using a multi-scale deep network. *NIPS*, 2014.
- [6] M. A. et al. Tensorflow: A system for large-scale machine learning. *arXiv:1605.08695*, 2016.
- [7] J. Flynn, I. Neulander, J. Philbin, and N. Snavely. Deepstereo: Learning to predict new views from the worlds imagery. In *CVPR*, 2016.
- [8] F. C. N. for Semantic Segmentation. Jonathan long and evan shelhamer and trevor darrell. *CVPR*, 2015.
- [9] U. C. for single view depth estimation: Geometry to the rescue. Ravi garg and gustavo carneiro and ian reid. *ECCV*, 2016.
- [10] A. Geiger, P. Lenz, C. Stiller, and R. Urtasun. Vision meets robotics: The kitti dataset. *The International Journal of Robotics Research*, 32(11):1231–1237, 2013.
- [11] A. Geiger, P. Lenz, and R. Urtasun. Are we ready for autonomous driving? the kitti vision benchmark suite. In *Computer Vision and Pattern Recognition (CVPR), 2012 IEEE Conference on*, pages 3354–3361. IEEE, 2012.
- [12] C. Godard, O. M. Aodha, and G. J. Brostow. Unsupervised monocular depth estimation with left-right consistency. *CVPR*, 2017.
- [13] P. Heise, S. Klose, B. Jensen, and A. Knoll. Pm-huber: Patchmatch with huber regularization for stereo matching. In *Proceedings of the IEEE International Conference on Computer Vision*, pages 2360–2367, 2013.
- [14] A. Kar, C. Hne, and J. Malik. Learning a multi-view stereo machine. *arXiv:1708.05375*, 2017.
- [15] L. Ladicky, J. Shi, and M. Pollefeys. Pulling things out of perspective. In *Proceedings of the IEEE Conference on Computer Vision and Pattern Recognition*, pages 89–96, 2014.
- [16] I. Laina, C. Rupprecht, V. Belagiannis, F. Tombari, and N. Navab. Deeper depth prediction with fully convolutional residual networks. *arXiv:1606.00373*, 2016.
- [17] B. Li, C. Shen, Y. Dai, A. van den Hengel, and M. He. Depth and surface normal estimation from monocular images using regression on deep features and hierarchical CRFs. *CVPR*, 2015.
- [18] F. Liu, C. Shen, G. Lin, and I. Reid. Learning depth from single monocular images using deep convolutional neural fields. *PAMI*, 2015.
- [19] N. Mayer, E. Ilg, P. Hausser, P. Fischer, D. Cremers, A. Dosovitskiy, and T. Brox. A large dataset to train convolutional networks for disparity, optical flow, and scene flow estimation. In *Proceedings of the IEEE Conference on Computer Vision and Pattern Recognition*, pages 4040–4048, 2016.
- [20] R. Ranftl, V. Vineet, Q. Chen, and V. Koltun. Dense monocular depth estimation in complex dynamic scenes. *CVPR*, 2016.
- [21] O. Ronneberger, P. Fischer, and T. Brox. U-net: Convolutional networks for biomedical image segmentation. *International Conference on Medical Image Computing and Computer-Assisted Intervention*.
- [22] S. Rusinkiewicz and M. Levoy. Efficient variants of the icp algorithm. In *3-D Digital Imaging and Modeling, 2001. Proceedings. Third International Conference on*, pages 145–152. IEEE, 2001.
- [23] D. Scharstein and R. Szeliski. A taxonomy and evaluation of dense two frame stereo correspondence algorithms. *IJCV*, 2002.
- [24] B. Ummenhofer, H. Zhou, J. Uhrig, N. Mayer, E. Ilg, A. Dosovitskiy, and T. Brox. Demon: Depth and motion network for learning monocular stereo. *CVPR*.
- [25] S. Vijayanarasimhan, S. Ricco, C. Schmid, R. Sukthankar, and K. Fragkiadaki. Sfm-net: Learning of structure and motion from video. *arXiv:1704.07804*, 2017.
- [26] Z. Wang, A. C. Bovik, H. R. Sheikh, and E. P. Simoncelli. Image quality assessment: from error visibility to structural similarity. *Transactions on Image Processing*, 2004.
- [27] J. Xie, R. Girshick, and A. Farhadi. Deep3d: Fully automatic 2d-to-3d video conversion with deep convolutional neural networks. *ECCV*, 2016.
- [28] J. Zbontar and Y. LeCun. Stereo matching by training a convolutional neural network to compare image patches. *JMLR*, 2016.
- [29] H. Zhao, O. Gallo, I. Frosio, and J. Kautz. Is l2 a good loss function for neural networks for image processing? *ArXiv e-prints*, 1511, 2015.
- [30] T. Zhou, M. Brown, N. Snavely, and D. Lowe. Unsupervised learning of depth and ego-motion from video. *CVPR*, 2017.