

# Understanding the Role of Adaptivity in Machine Teaching: The Case of Version Space Learners

**Yuxin Chen**

*California Institute of Technology  
Pasadena, CA, USA*

CHENYUX@CALTECH.EDU

**Adish Singla**

*Max Planck Institute for Software Systems  
Saarbrücken, Germany*

ADISHS@MPI-SWS.ORG

**Oisin Mac Aodha**

*California Institute of Technology  
Pasadena, CA, USA*

MACAODHA@CALTECH.EDU

**Pietro Perona**

*California Institute of Technology  
Pasadena, CA, USA*

PERONA@CALTECH.EDU

**Yisong Yue**

*California Institute of Technology  
Pasadena, CA, USA*

YYUE@CALTECH.EDU

## Abstract

In real-world applications of education and *human teaching*, an effective teacher chooses the next example intelligently based on the learner’s current state. However, most of the existing works in *algorithmic machine teaching* focus on the batch setting, where adaptivity plays no role. In this paper, we study the case of teaching consistent, version space learners in an interactive setting—at any time step, the teacher provides an example, the learner performs an update, and the teacher observes the learner’s new state. We highlight that adaptivity does not speed up the teaching process when considering existing models of version space learners, such as the “worst-case” model (the learner picks the next hypothesis randomly from the version space) and “preference-based” model (the learner picks hypothesis according to some global preference). Inspired by human teaching, we propose a new model where the learner picks hypothesis according to some local preference defined by the current hypothesis. We show that our model exhibits several desirable properties, e.g., adaptivity plays a key role, and the learner’s transitions over hypotheses are smooth/interpretable. We develop efficient teaching algorithms for our model, and demonstrate our results via simulations as well as user studies.

## 1. Introduction

Algorithmic machine teaching studies the interaction between a teacher and a student/learner where the teacher’s objective is to find an optimal training sequence to steer the learner towards a desired goal Zhu et al. (2018). Recently, there has been a surge of interest in machine teaching as several different communities have found connections to this problem setting:

(i) machine teaching provides a rigorous formalism for a number of real-world applications including personalized educational systems Zhu (2015), adversarial attacks Mei and Zhu (2015), and program synthesis by examples Jha and Seshia (2017); (ii) the information complexity of teaching (captured by “Teaching-dimension” of a concept class) has strong connections with the information complexity of learning (captured by “VC-dimension”) Doliwa et al. (2014); and (iii) the optimal teaching sequence has properties captured by newly introduced models of interaction in machine learning, such as curriculum learning Bengio et al. (2009) and self-paced learning Meng et al. (2017).

**The role of adaptivity in machine teaching** In the above-mentioned applications, adaptivity in the teaching process clearly plays an important role. For instance, in automated tutoring systems, adaptivity enables effective teaching via personalization of the content based on the student’s current knowledge Tekin et al. (2015); Weld et al. (2012). In this paper, we explore the *adaptivity gain* in algorithmic machine teaching, i.e., how much speedup a teacher can achieve via adaptively selecting the next example based on the learner’s current state? While this question has been well-studied in the standard machine learning setting, e.g., in the context of active learning and sequential decision making Hellerstein et al. (2015), the role of adaptivity is much less understood in algorithmic machine teaching. A better understanding would, in turn, enable us to develop better teaching algorithms that can leverage the speedup from adaptivity, and to also devise more realistic learner models to exploit the adaptivity gain.

**The case of version space learners** We consider the well-studied case of teaching a consistent, version space learner. A learner in this model class maintains a version space (i.e., a subset of hypotheses that are consistent with the examples received from a teacher) and outputs a hypothesis from this version space. Here, a hypothesis can be viewed as a function that assigns a label to any unlabeled example. Existing work in algorithmic machine teaching has studied this class of learner model to establish theoretical connections between the information complexity of teaching vs. learning Goldman and Kearns (1995); Zilles et al. (2011); Gao et al. (2017b). In this paper, we study the interaction between a teacher and a version space learner in the following sequential setting: at any time step, the teacher provides the next example based on the learner’s current hypothesis, then the learner updates the version space and picks a new hypothesis. The process stops when the learner reaches the target hypothesis.

## 1.1 Overview of our Results

Our main objective is to understand, when and by how much, a teacher can benefit by adapting the next example based on the learner’s current hypothesis. We compare two types of teachers: (i) an *adaptive teacher* that observes the learner’s hypothesis at every time step, and (ii) a *non-adaptive teacher* that only knows the initial hypothesis of the learner and does not receive any feedback from the learner during teaching. The non-adaptive teaching algorithm essentially operates in a batch setting where the complete sequence of examples can be constructed before teaching begins.

**Necessary conditions for adaptivity gain** One of the necessary conditions for the adaptivity gain to be non-zero is that when the learner picks a new hypothesis  $h'$  from

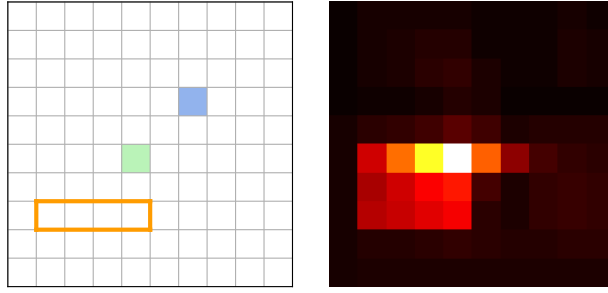


Figure 1: Local update preference. Users were asked to update the position of the orange rectangle so that green squares were inside and blue ones outside. The heatmap on the right displays the updated positions averaged over 100 users.

the updated version space  $H'$  after receiving an example  $z$ , the choice of  $h'$  should be dependent on the current hypothesis  $h$ . The intuition behind this condition is that the learner’s current hypothesis  $h$  should be somehow predictive of the learner’s next hypothesis, otherwise the teacher does not gain any value in knowing  $h$ . As a consequence, we see that the adaptivity gain is zero when considering existing models of version space learners, such as the “worst-case” model (the classic model studied by Goldman and Kearns (1995) where a learner picks a hypothesis randomly from the version space) and the “preference-based” model (introduced by Gao et al. (2017b) where a learner picks a hypothesis according to some global preference over the hypotheses).

**A new learner’s model with local preferences** Inspired by real-world teaching scenarios and as a generalization of the global “preference-based” model Gao et al. (2017b), we propose a new model where the learner’s choice of next hypothesis  $h' \in H'$  depends on some *local* preferences defined by the current hypothesis  $h$ . For instance, the local preference could encode that learner prefers to make smooth transitions by picking a consistent hypothesis  $h'$  which is “close” to  $h$ . Such local preferences are an important aspect of many machine learning algorithms (e.g., incremental or online learning algorithms Ross et al. (2008); Shalev-Shwartz et al. (2012)) in order to increase robustness and reliability. Furthermore, local preferences naturally appear as part of human learning process, as demonstrated in our user studies in §7. Figure 1 shows an example of these local preferences. §4. We show that adaptivity can play a crucial role when teaching learners with local preferences and highlight our results in the context of two different hypotheses classes. We then develop efficient teaching algorithms for our model (cf. §5) and demonstrate our results via extensive simulations and user studies (cf. §6, §7).

## 2. Related Work

**Models of version space learners and beyond** Within the model class of version space learners, there are different variants of learner models depending upon the anticipated behavior of the learner, and these models lead to different notions of teaching complexity. For instance, the (i) “worst-case” model Goldman and Kearns (1995) essentially assumes

nothing and the learner’s behavior is completely unpredictable, (ii) the “co-operative” model Zilles et al. (2011) assumes a smart learner who anticipates that she is being taught, and (iii) the “preference-based” model Gao et al. (2017b) assumes that the learner has a global preference over the hypotheses. Recently, some of these teaching complexity results have been extended to non-version space learners, such as Bayesian learners Zhu (2013), probabilistic/randomized learners Singla et al. (2014); Balbach and Zeugmann (2011), learners implementing an optimization algorithm Liu and Zhu (2016), and for iterative learning algorithms based on gradient updates Liu et al. (2017). Here, we focus on the case of version space learners, leaving the extension to non-version space learners for future work.

**Batch vs. sequential teaching** Most of the existing work on algorithmic machine teaching has focused on a batch setting, where the teacher constructs a batch of examples and provides it to the learner at the beginning of the teaching process Goldman and Kearns (1995); Zilles et al. (2011); Gao et al. (2017b); Chen et al. (2018). The non-adaptive teacher in our work operates in a batch setting as well. There has been some work on sequential teaching models that are more suitable for understanding the role of adaptivity in machine teaching. Recently, Liu et al. (2017) studied the problem of iteratively teaching a gradient learner by providing a sequence of carefully constructed examples. However, since the learner’s update rule is completely deterministic, a non-adaptive teacher with knowledge of the learner’s initial hypothesis  $h^0$  would behave exactly same as an adaptive teacher (i.e., the adaptivity gain is zero, cf. §4). Balbach and Zeugmann (2011) studied randomized version-space learners with limited memory, and demonstrated the power of adaptivity for a specific class of hypotheses. Sequential teaching has been studied in the context of crowdsourcing and computer vision applications by Johns et al. (2015); Singla et al. (2013). The authors empirically demonstrate the improved performance of an adaptive teacher in comparison to a non-adaptive teacher. However these approaches do not provide any theoretical understanding of the adaptivity gain as done in our work.

**Incremental learning and teaching** Our learner’s model with local preferences is quite natural in real-world applications. A large class of iterative machine learning algorithms are based on the idea of incremental updates which in turn is important for robustness and generalization of the learning process Ross et al. (2008); Shalev-Shwartz et al. (2012). From the perspective of a human learner, the notion of incremental learning aligns well with the concept of “Zone of Proximal Development (ZPD)” in the educational research and psychology literature Vygotsky (1987). The ZPD suggests that teaching is most effective when focusing on a task *slightly* beyond the current abilities of the student as the human learning process is inherently incremental. Based on these ideas of incremental learning, Balbach and Zeugmann (2005) studied the case of teaching a variant of version space learner when restricted to incremental learning and is closest to our learner model with local preferences. In particular, their learner model considers an underlying directed graph with hypotheses as nodes, and the outgoing edges from a hypothesis define the feasible transitions to the next hypothesis. However, there are two key differences in their learner model compared to ours: (i) their model allows learners to select inconsistent hypotheses (i.e., outside the version space), (ii) the restricted movement in their model is a hard constraint which in turns means that teaching is not always feasible. As pointed out by the authors,

given a problem instance it is NP-Hard to decide whether a given target hypothesis is teachable or not.

### 3. The Teaching Model

We now describe the teaching domain, present a generic model of the learner and the teacher, and then state the teacher’s objective.

#### 3.1 The Teaching Domain

Let  $\mathcal{X}$  denote a ground set of unlabeled examples, and the set  $\mathcal{Y}$  denotes the possible labels that could be assigned to elements of  $\mathcal{X}$ . We denote by  $\mathcal{H}$  a finite class of hypotheses, each element  $h \in \mathcal{H}$  is a function  $h : \mathcal{X} \rightarrow \mathcal{Y}$ . In this paper, we will only consider boolean functions and hence  $\mathcal{Y} = \{0, 1\}$ . In our model,  $\mathcal{X}$ ,  $\mathcal{H}$ , and  $\mathcal{Y}$  are known to both the teacher and the learner.

**Target hypothesis** There is a target hypothesis  $h^* \in \mathcal{H}$  that is known to the teacher, but not the learner. Let  $\mathcal{Z} \subseteq \mathcal{X} \times \mathcal{Y}$  be the ground set of labeled examples. Each element  $z = (x_z, y_z) \in \mathcal{Z}$  represents a labeled example where the label is given by the target hypothesis  $h^*$ , i.e.,  $y_z = h^*(x_z)$ .

**Version space** Here, we define the notion of version space needed to formalize our model of the learner. Given a set of labeled examples  $Z \subseteq \mathcal{Z}$ , the version space induced by  $Z$  is the subset of hypotheses  $\mathcal{H}(Z) \in \mathcal{H}$  that are consistent with labels of all the examples, i.e.,  $\mathcal{H}(Z) := \{h : h \in \mathcal{H} \text{ and } \forall z = (x_z, y_z) \in Z, h(x_z) = y_z\}$ .

#### 3.2 Model of the Learner

We now introduce a generic model of the learner by formalizing our assumptions about how she adapts her hypothesis based on the labeled examples she receives from the teacher. A key ingredient of this model is the *preference function* of the learner over the hypotheses as described below. As we show in the next section, by providing specific instances of this preference function, our generic model reduces to existing models of version space learners, such as the “worst-case” model Goldman and Kearns (1995) and the global “preference-based” model Gao et al. (2017b).

**Preference function** Intuitively, the preference function encodes learner’s transition preferences. Consider that learner’s current hypothesis is  $h$ , and there are two hypotheses  $h'$ ,  $h''$  that learner could possibly pick as the next hypothesis: we want to encode whether learner has any preferences in choosing  $h'$  or  $h''$ . Formally, we define the preference function as  $\sigma : \mathcal{H} \times \mathcal{H} \rightarrow \mathbb{R}_+$ . Given current hypothesis  $h$  and any two hypothesis  $h'$ ,  $h''$ , we say that  $h'$  is preferred to  $h''$  from  $h$ , iff  $\sigma(h'; h) < \sigma(h''; h)$ . If  $\sigma(h'; h) = \sigma(h''; h)$ , then the learner could pick either one of these two.

**Learning dynamics** The learner starts with an initial hypothesis  $h^0 \in \mathcal{H}$  before receiving any labeled examples from the teacher. Then, the interaction between the teacher and the learner proceeds in discrete rounds denoted by  $t = 0, 1, 2, \dots$  time steps. At any time step  $t$ , let us denote the labeled examples received by the learner up to (but not including) time

step  $t$  via a set  $Z^t$ , learner’s version space as  $\mathcal{H}^t = \mathcal{H}(Z^t)$ , and the current hypothesis as  $h^t$ . At time step  $t$ , we model the learning dynamics as follows:

- i. learner receives a new labeled example  $z^t$ ;
- ii. learner updates the version space  $\mathcal{H}^{t+1}$ , and picks the next hypothesis based on the current hypothesis  $h^t$ , version space  $\mathcal{H}^{t+1}$ , and the preference function  $\sigma$ :

$$h^{t+1} \in \{h \in \mathcal{H}^{t+1} : \sigma(h; h^t) = \min_{h' \in \mathcal{H}^{t+1}} \sigma(h'; h^t)\}. \quad (3.1)$$

### 3.3 Model of the Teacher and the Objective

The teacher’s goal is to steer the learner towards the target hypothesis  $h^*$  by providing a sequence of labeled examples. More concretely, at time step  $t$ , the teacher selects a labeled example  $z^t \in \mathcal{Z}$  and the learner transitions from the current hypothesis  $h^t$  to the next hypothesis  $h^{t+1}$  as per the model described above. The teaching process finishes here if the learner’s updated hypothesis  $h^{t+1} = h^*$ . Our objective is to design teaching algorithms that can achieve this goal in a minimal number of time steps. We study the *worst-case* number of steps needed as is common when measuring information complexity of teaching, cf. Goldman and Kearns (1995); Zilles et al. (2011); Gao et al. (2017b).

We assume that the teacher knows the learner’s initial hypothesis  $h^0$  as well as the preference function  $\sigma(\cdot; \cdot)$ . In order to quantify the gain from adaptivity, we will be comparing two types of teachers: (i) an *adaptive teacher* who observes the learner’s hypothesis  $h^t$  before providing the next labeled example  $z^t$  at any time step  $t$ ; and (ii) a *non-adaptive teacher* who only knows the initial hypothesis of the learner and does not receive any feedback from the learner afterwards during the teaching process.

Given these two types of teachers, we want to measure the *adaptivity gain* by quantifying the difference in teaching complexity of the *optimal adaptive* compared to the *optimal non-adaptive* teacher. In this paper, we focus on the following two research questions:

RQ-1 *Quantifying adaptivity gain*: for a given teaching problem (defined by  $\mathcal{H}, \mathcal{X}, h^*$ ) and a given learner’s model (defined by  $\sigma(\cdot; \cdot)$ ), what is the adaptivity gain?

RQ-2 *Search for better learner’s models*: are there better and more realistic learner’s models in terms of their preference function  $\sigma(\cdot; \cdot)$ , where the adaptivity gain is high as we expect in real-life scenarios?

## 4. The Role of Adaptivity

In this section, we study different variants of the learner’s preference function, and formally state the adaptivity gain with two concrete problem instances.

### 4.1 State-independent Preferences

We first consider a class of preference models where the learner’s preference about the next hypothesis does not depend on her current hypothesis. The simplest state-independent preference is captured by the “worst-case” model Goldman and Kearns (1995), where the learner’s preference over all hypotheses are uniform, i.e.,  $\forall h, h', \sigma(h'; h) = c$  ( $c$  is some constant).

A more generic state-independent preference model is captured by non-uniform, global preferences. More concretely, for any  $h \in \mathcal{H}$ , we have  $\sigma(h; h') = c_h \forall h' \in \mathcal{H}$  (a constant dependent only on  $h$ ). This is similar to the notion of global “preference-based” version space learner introduced by Gao et al. (2017b).

**Proposition 1** *For the state-independent preference, adaptivity plays no role, i.e., sample complexities of the optimal adaptive teacher and the non-adaptive teacher are the same.*

In fact, for the uniform preference model, the teaching complexity of the adaptive teacher is the same as the *teaching dimension* of the hypothesis class with respect to teaching  $h^*$ , given by

$$\text{TD}(h^*, \mathcal{H}) := \min_Z |Z|, \text{ s.t. } \mathcal{H}(Z) = \{h^*\}. \quad (4.1)$$

Similarly, for the global preference model, the teaching complexity of the adaptive teacher is given by

$$\min_Z |Z|, \text{ s.t. } \forall h \in \mathcal{H}(Z) \setminus \{h^*\}, \sigma(h; \cdot) > \sigma(h^*; \cdot), \quad (4.2)$$

which is similar to the notion of *preference-based teaching dimension* (PBTD) Gao et al. (2017b).

## 4.2 State-dependent Preferences

In the real-world teaching scenarios, a human learner incrementally builds up her knowledge of the world, and the learner’s preference of the next hypothesis naturally depends on her current state. To better understand the behavior of an adaptive teacher under such state-dependent preference model, we investigate the following two concrete examples:

**Example 1 (2-Rec)**  $\mathcal{H}$  consists of up to two disjoint rectangles on a discretized grid and  $\mathcal{X}$  represents nodes in the grid (cf. Fig. 1). Consider an example  $z = (x_z, y_z) \in \mathcal{Z}$ :  $y_z = 1$  (positive) if the node  $x_z$  lies inside the target hypothesis, and 0 (negative) elsewhere.

2-REC class is inspired by teaching a union of disjoint objects; in our setting, objects correspond to rectangles and any  $h \in \mathcal{H}$  represents one or two rectangles. Furthermore, each hypothesis  $h$  is associated with a complexity measure given by the number of objects in the hypothesis. Gao et al. (2017a) recently studied the problem of teaching a union of disjoint geometric objects, and Balbach (2008) studied the problem of teaching a union of monomials. Their results show that, in general, teaching a target hypothesis of lower complexity from higher complexity hypotheses is the most challenging teaching task. This class has a natural notion of local preference where a learner prefers to transition to a hypothesis with the same complexity measure as the current hypothesis. Furthermore, as elicited in Fig. 1, learners prefer smooth edits when learning a 2-REC hypothesis, e.g., by moving smallest number of edges possible when changing their hypothesis.

**Example 2 (Lattice)**  $\mathcal{H}$  and  $\mathcal{X}$  both correspond to nodes in a  $d$ -dimensional integer lattice of length  $n$ . For a node  $v$  in the grid, we have an associated  $h_v \in \mathcal{H}$  and  $x_v \in \mathcal{X}$ . Consider an example  $z_v = (x_{z_v}, y_{z_v}) \in \mathcal{Z}$ :  $y_{z_v} = 0$  (negative) if the target hypothesis corresponds to the same node  $v$ , and 1 (positive) elsewhere. We consider the problem of teaching with positive-examples only.

LATTICE class is inspired by teaching in a physical world from positive-only (or negative-only) reinforcements, for instance, teaching a robot to navigate to a target state by signaling that the current location is not the target. The problem of learning and teaching with positive-only examples is an important question with applications to learning languages, reinforcement learning, etc. (cf, Gold et al. (1967); Lange and Zeugmann (1996)). For the LATTICE class, we assume that learner prefers to move to close-by hypothesis.

In the theorem below we show that for both problems, under natural behavior of an incremental learner, adaptivity plays a key role.

**Theorem 2** *The ratio between the worst-case cost of the optimal non-adaptive teacher and the optimal adaptive teacher for teaching a 2-REC hypothesis is  $\Omega(|h^0|/\log|h^0|)$ , where  $|h^0|$  denotes the number of positive instances induced by the learner's initial hypothesis  $h^0$ ; the difference between the worst-case cost of the optimal non-adaptive teacher and the optimal adaptive teacher for teaching a LATTICE hypothesis is  $\Omega(nd)$ .*

The proof of the above theorem is built upon Lemma 5 and Lemma 6 in the next section; the detailed teaching algorithms achieving the bounds, is provided in the Appendix. Here, we highlight two necessary conditions under which adaptivity can possibly help: (i) preferences are local and (ii) there are ties among the learner's preference over hypotheses. The learner's current hypothesis, combined with the local preference structure, give the teacher a handle to steer the learner in a more controlled way.

## 5. Adaptive Teaching Algorithms

In this section, we first characterize the optimal teaching algorithm, and then propose efficient non-myopic algorithms for adaptive teaching.

### 5.1 The Optimality Condition

Assume that the learner's current hypothesis is  $h$ , and the current version space is  $H \subseteq \mathcal{H}$ . Let  $D^*(h, H)$  denote the minimal number of examples required in the worst-case to teach  $h^*$ . We identify the following optimality condition for an adaptive teacher:

**Proposition 3** *A teacher achieves the minimal teaching cost, if and only if for all learner's state  $(h, H)$ , it picks an example such that*

$$z^* \in \arg \min_z \left( 1 + \max_{h' \in \mathbf{C}(h, H, \sigma, z)} D^*(h', H \cap \mathcal{H}(\{z\})) \right)$$

where  $\mathbf{C}(h, H, \sigma, z)$  denotes the set of candidate hypotheses in the next round as defined in (3.1), and for all  $(h, H)$ , it holds that

$$D^*(h, H) = \min_z \left( 1 + \max_{h' \in \mathbf{C}(h, H, \sigma, z)} D^*(h', H \cap \mathcal{H}(\{z\})) \right)$$

In general, computing the optimal cost  $D^*$  for non-trivial preference functions, including uniform/global preference, requires solving a linear equation system of size  $|\mathcal{H}| \cdot 2^{|\mathcal{H}|}$ .



---

**Algorithm 1** (Myopic) adaptive teaching

---

- 1: **input:**  $\mathcal{H}$ ,  $\sigma$ , initial  $h^0$ , target  $h^*$ ,
  - 2: Initialize  $t \leftarrow 0$ ,  $Z^0 \leftarrow \emptyset$ ,  $\mathcal{H}^0 \leftarrow \mathcal{H}$
  - 3: **while**  $h^t \neq h^*$  **do**
  - 4:    $z^t \in \arg \min_z \left( 1 + \max_{h' \in \mathbf{C}(h^t, \mathcal{H}(Z^t), \sigma, z)} \tilde{D}(\cdot) \right)$   
    *{Ties are broken by providing teaching examples that make learner stay at the same hypothesis.}*
  - 5:   Learner makes an update;  $t \leftarrow t + 1$
  - 6: **end while**
- 

**State-independent preference** When the learner’s preference is uniform,  $D_u^*(h, H) = \text{TD}(h^*, H)$  (Eq. 4.1) denotes the set cover number of the version space—this is NP-Hard to compute. A myopic approximate heuristic which gives best approximation guarantees for a polynomial time algorithm (logarithmic factor of the optimal cost Goldman and Kearns (1995)) is given by  $\tilde{D}_u(h, H) = |H|$ . For global preference, the optimal cost  $D_g^*(h, H)$  is given by Eq. (4.2). i.e., the set cover number of all hypotheses in the version space that are more preferred over  $h^*$ . Similarly, one can also follow the greedy heuristic, i.e.,  $\tilde{D}_g(h, H) = |\{h' \in H : \sigma(h'; \cdot) \leq \sigma(h^*; \cdot)\}|$  to achieve a logarithmic factor approximation.

**General preference** Inspired from the above two myopic heuristics, we propose the following heuristic for general preference models:

$$\tilde{D}(h, H) = |\{h' \in H : \sigma(h'; h) \leq \sigma(h^*; h)\}| \quad (5.1)$$

In words,  $\tilde{D}$  denotes the index of the target hypothesis  $h^*$  in the preference vector associated with  $h$  in the version space  $H$ . Notice that for uniform (resp. global) preference model, the function  $\tilde{D}$  reduces to  $\tilde{D}_u$  (resp.  $\tilde{D}_g$ ). In the following theorem, we provide a sufficient condition for the Algorithm 1 to attain provable guarantees:

**Theorem 4** Let  $\bar{\mathcal{H}}(\{z\}) = \{h \in \mathcal{H} : h(x_z) \neq y_z\}$  be the set of hypotheses inconsistent with teaching example  $z$ . Assume that the learner’s current state is  $(h, H)$ . If the preference and the test structure satisfy:

1.  $\forall h_i, h_j, h_k \in H, \sigma(h_i; h_k) \leq \sigma(h_j; h_k) \leq \sigma(h^*; h_k) \implies \sigma(h_j; h_i) \leq \sigma(h^*; h_i)$
2.  $\forall H' \subseteq \bar{\mathcal{H}}(\{z\})$ , there exists  $z' \in Z$ , s.t.,  $\bar{\mathcal{H}}(\{z'\}) = H'$ .

Then, the cost of Algorithm 1 which greedily minimizes (5.1) is within a factor of  $2(\log |\tilde{D}(h^0, \mathcal{H})| + 1)$  approximation of the cost of the optimal adaptive algorithm.

We defer the proof of the theorem to the Appendix. Note that both the uniform preference model and global preference model satisfy Condition 1. Intuitively, the first condition states that the learner will not encounter any “surprise” when following the preference lists towards the target hypothesis. The second condition implies that we can always find teaching examples that ensure smooth updates of the version space, i.e., if a test can “chop off” a set of hypotheses from the version space, then we can always find another test that removes any subset of these hypotheses.

---

**Algorithm 2** (Non-myopic) adaptive teaching

---

**input:**  $\mathcal{H}$ ,  $\sigma$ , initial  $h^0$ , target  $h^*$ , oracle  $S$ .  
Initialize  $t \leftarrow 0$ ,  $Z^0 \leftarrow \emptyset$ ,  $\mathcal{H}^0 \leftarrow \mathcal{H}$   
**while**  $h^t \neq h^*$  **do**  
     $z^{t+1} \leftarrow \text{Teacher}(h^t, \mathcal{H}^t, S(h^t, \mathcal{H}^t, h^*))$   
    Learner makes an update;  $t \leftarrow t + 1$   
**end while**

---

## 5.2 Efficient Non-Myopic Teaching Algorithms

**The non-myopic teaching framework** When the conditions provided in Theorem 4 do not hold, the greedy heuristic (5.1) could perform very poorly (as is the case for teaching 2-REC and LATTICE hypotheses). An important observation from Theorem 4 is that, when  $\tilde{D}(h, H)$  is small, i.e.,  $h^*$  is close to the learner’s current hypothesis in terms of preference ordering, we need less stringent constraints on the preference function. This motivates adaptively devising intermediate target hypotheses to ground the teaching task into multiple, separate sub-tasks. Such divide-and-conquer approaches have proven useful for many practical problems, e.g., constructing a hierarchical decomposition of reinforcement learning tasks Hengst (2010). To put it in the context of machine teaching, we assume that there is an oracle,  $S(h, H, h^*)$  that maps the learner’s state  $(h, H)$  and the target hypothesis  $h^*$  to an intermediate target set—this set of intermediate target hypotheses defines the current sub-task. We outline the generic algorithmic framework in Algorithm 2; here **Teacher** aims to provide teaching examples that brings the learner closer to one of the intermediate target. In the adaptive setting, the oracle iteratively updates the intermediate hypothesis set. Below, we discuss different instances of **Teacher** for hypothesis classes 2-REC and LATTICE (full details are provided in the Appendix).

**2-Rec** Let us consider the challenging case where the target hypothesis  $h^*$  represents a single rectangle, and the learner’s initial hypothesis  $h^0$  has two rectangles. As a typical example, imagine the situation where one of the two rectangles of  $h^0$  (denoted by  $r_1$ ) is overlapping with  $h^*$ , and the other (denoted by  $r_2$ ) is disjoint with  $h^*$ . To teach  $h^*$ , the first sub-task (as provided by the oracle) is to eliminate the rectangle  $r_2$  via providing negative examples so that the learner’s hypothesis represents a single rectangle  $r_1$ . Then, the second sub-task (as provided by the oracle) is to teach  $h^*$  from the rectangle  $r_1$ .

**Lemma 5** *The adaptive greedy teacher requires at most  $\Theta(\log |r_2|)$  examples to teach  $h^*$ , while any non-adaptive teacher requires  $\Theta(|r_2|)$  in the worst case.*

**Lattice** Let  $\text{dist}(h, h')$  denote the shortest length of all valid paths between  $h$  and  $h'$  along the integer lattice. We consider a distance-based oracle that goes through the learner’s preference list from  $h^t$ , and returns the first hypothesis that is closer (measured by  $\text{dist}$ ) to the target  $h^*$  than from  $h^t$ . In the Appendix, we show that for each sub-task generated by  $S$ , the conditions of Theorem 4 are satisfied. We show that the teaching complexity of Algorithm 2 for teaching LATTICE is as follows.

**Lemma 6** *The adaptive teacher following the greedy heuristic (5.1) in Algorithm 2 requires  $d \cdot \text{dist}(h^0, h^*)$  examples; while any non-adaptive teacher requires at least  $(2d - 1) \cdot \text{dist}(h^0, h^*)$  examples to teach.*

## 6. Simulation

In this section, we empirically evaluate our teaching algorithms on 2-REC and LATTICE. In particular, we analyze our teaching algorithms via simulated learners, where we have full control on the teaching environment, so that we can closely inspect the behavior of different algorithms with different preference functions of the learner.

### 6.1 Experimental Setup

**Dataset** As introduced earlier in §4, the 2-REC hypothesis class consists of two subclasses, namely  $M_1$ : all hypotheses that consist of one rectangle, and  $M_2$ : all hypotheses that consist of exactly two rectangles. We consider all four possible teaching scenarios,  $M_{1 \rightarrow 1}$ ,  $M_{1 \rightarrow 2}$ ,  $M_{2 \rightarrow 1}$ ,  $M_{2 \rightarrow 2}$ , where each  $i, j$  in  $M_{i \rightarrow j}$  specifies the subclasses of the learner’s initial hypothesis and the target hypothesis. In our simulations, we consider a fixed size discretized grid (varying from  $5 \times 5$  to  $30 \times 30$ ). The ground set of teaching examples consists of all nodes on the grid. In each simulated teaching session, we sample a random pair of hypotheses  $(h^0, h^*)$  from the corresponding complexity classes as the learner’s initial hypothesis and the target hypothesis.

For the LATTICE class, we consider finite 2-d integer lattices of fixed lengths. The (initial) version space consists of all nodes on the lattice. Rather than restricting each teaching example to remove only one hypothesis, in our experiments, we allow a teaching example to remove a connected region of up to size  $k = 4$ . In each teaching session, we set the target hypothesis  $h^*$  to be the center node of the integer lattice, and randomly sample a node on the lattice as the learner’s initial hypothesis  $h^0$ .

**Learner’s preference** The teaching and learning process follows the learner’s dynamics as detailed in §3.2. To evaluate our teaching algorithm, we first simulate “ideal” learners for the two hypothesis classes. Upon seeing a teaching example, our simulated learner for the 2-REC class prefers to move the minimal number of edges possible to fit the data. To transition between different subclasses in 2-REC, we allow our simulated learner to (1) create a rectangle when the examples cannot be fit with a  $M_1$  hypothesis, (2) eliminates a rectangle when all instances contained in the rectangle are inconsistent with the target hypothesis, and (3) merge two rectangles whenever the edges of two rectangles collapse on each other. For the LATTICE class, our simulated learner prefers to move to the closest valid hypothesis (i.e., the ones that are not covered by previous teaching examples).

**Baselines** We consider three types of teaching algorithms based on different models of the teacher and the learner. Each type is defined by  $(L, T, I)$ , where  $L$  represents the preference model of the learner,  $T \in \{\sigma, \sigma_u\}$  represents the preference function used by the teacher, and  $I \in \{\text{adaptive}, \text{non-adaptive}\}$  represents the protocol of the teaching process. We simulated the following algorithms:

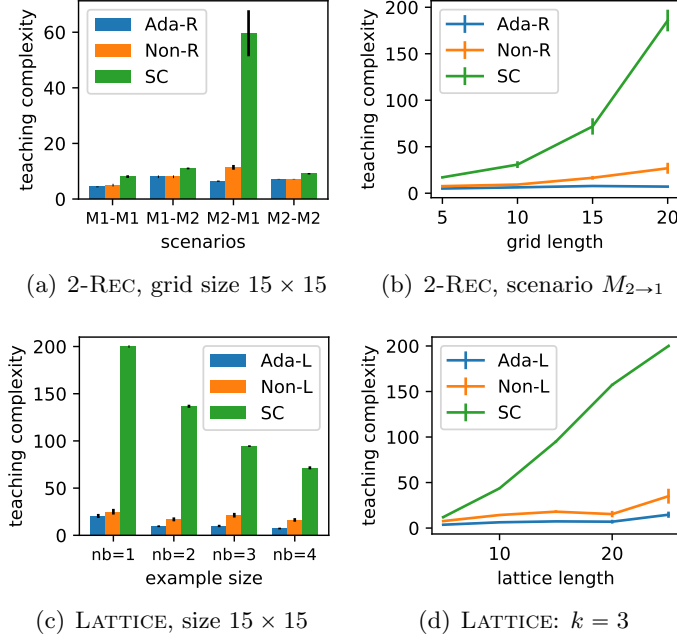


Figure 2: Simulation results for the 2-REC and LATTICE teaching tasks.

- ( $L = \sigma, T = \sigma$ , adaptive) The learner and the teacher are consistent with the default state-dependent preference model  $\sigma$ , and the teacher picks examples adaptively. We instantiate the atomized teaching algorithm **Teacher** and oracle **S** in Algorithm 2 for both 2-REC and LATTICE, and denote them as **Ada-R** and **Ada-L**.
- ( $L = \sigma, T = \sigma$ , non-adaptive) Both use the same  $\sigma$ , but the teacher’s choice of examples only depends on the learner’s initial state. We denote these non-adaptive algorithms as **Non-R** and **Non-L** for 2-REC and LATTICE, both matching the non-adaptive lower bounds provided in Theorem 2, with implementation details in the Appendix.
- ( $L = \sigma, T = \sigma_u$ , non-adaptive) We assume the learner is consistent with  $\sigma$ , but the teacher acts according to the uniform preference model  $\sigma_u$ . The teaching process is non-adaptive by nature. Here, we run Algorithm 1, which reduces to the greedy set cover algorithm, denoted by **SC**.

## 6.2 Results

**Performance** The performance of the algorithms are measured by their teaching complexity (the number of teaching examples required before the learner reaches  $h^*$ ). For 2-REC, we run **Ada-R**, **Non-R**, **SC** on all four teaching scenarios, over 50 trials with random samples of  $(h^0, h^*)$ . As we can see from Fig. 2(a), **Ada-R** has a consistent advantage over the non-adaptive baselines across all 4 scenarios. As expected, teaching  $M_{1 \rightarrow 1}$ ,  $M_{1 \rightarrow 2}$ , and  $M_{2 \rightarrow 2}$  is easier, and the non-adaptive algorithms, such as **SC** perform well. In contrast, when teaching  $M_{2 \rightarrow 1}$ , we see a significant gain from **Ada-R** over the non-adaptive baselines. In the worst case, **SC** has to explore *all* the negative examples outside  $h^*$  to teach the target,

whereas the non-adaptive teacher needs to provide all negative examples within the learner’s initial hypothesis  $h^0$  to make the learner jump from the subclass  $M_2$  to  $M_1$ . In Fig. 2(b), we observe that the adaptivity gain increases drastically as we increase the size of the grid. This matches our analysis of the logarithmic adaptivity gain in Theorem 2 for the case of 2-REC.

For LATTICE, we create different teaching scenarios by setting  $k \in \{1, 2, 3, 4\}$  (which controls the maximal number of hypotheses an example can remove from the version space), and run Ada-R, Non-R, and SC over 50 random trials for each of these scenarios. The results are shown in Fig. 2(c). Although we only provide theoretical analysis for  $k = 1$ , we observe that Ada-L consistently has a big advantage over the non-adaptive baselines for all scenarios. In Fig. 2(d), we fix  $k = 3$  and increase the length of the lattice. Here, SC tries to cover the entire lattice, while Ada-L and Non-L focus on directing the learner to the optimal path (computed by our distances-based oracle). Similarly with the 2-REC case, the teaching complexity of Ada-L and Non-R matches our theoretical results.

**Robustness** In real-world teaching tasks, the learner’s preference  $\sigma$  is not known to the teacher. In this experiment, we consider such noisy learners, whose preference  $\sigma'$  deviates from the preference  $\sigma$  of an “ideal” learner that the teacher is modeling. We simulate the noisy learners by randomly perturbing the preference  $\sigma$  of the “ideal” learner at each time step. With probability  $1 - \varepsilon$  the learner follows  $\sigma$ , and with probability  $\varepsilon$ , the learner switches to a random hypothesis in the version space. We consider the following algorithms: (1) ( $L = \sigma', T = \sigma$ , adaptive) i.e., Ada-R, Ada-L for the two hypothesis classes, and (2) ( $L = \sigma', T = \sigma_u$ , non-adaptive) i.e., SC.

We evaluate the performance of these algorithms by varying the noise level  $\varepsilon$  in  $[0, 1]$ . The results for 2-REC and LATTICE are shown in Fig. 3(a) and Fig. 3(b). We observe that even for highly noisy learners e.g.,  $\varepsilon = 0.9$ , Ada-R performs much better than the non-adaptive greedy strategy SC. This is because the gain of adaptivity is substantial at each time step for 2-REC. For the LATTICE class, where the adaptivity gain is less significant compared with 2-REC, our algorithm Ada-L becomes more sensitive to the noise in  $\sigma$ . Nevertheless, the adaptivity consistently outperforms SC in both cases (within standard error for stochastic noise).

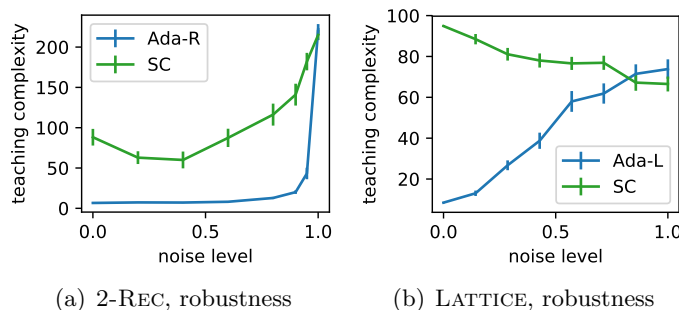


Figure 3: Robustness to noise. For both tasks we observe that the adaptive teacher is more robust across different noise levels compared to the non-adaptive SC approach.

## 7. User Study

In this section we describe experiments we performed with real human participants from Mechanical Turk using the 2-REC teaching task. We created an interactive interface in order to (i) elicit the preference over hypotheses of real human learners, and to (ii) demonstrate the improved performance of adaptive teachers. Participants were asked to draw (or move) up to two rectangles on a grid of green, blue, or white squares. At each time step, the color of a white square selected by the teacher was revealed and the participant were asked to update their rectangles (i.e., their current hypothesis) so that only green, and not blue, squares were contained within each rectangle. The color of the revealed squares is defined by the target hypothesis  $h^*$ , see Fig. 1.

### 7.1 Elicitation of Real-world User Preferences

First we explore if participants exhibit any preference over possible transitions in the hypothesis space. Using our interactive interface, we tested 215 participants, where each individual performed 10 trials on a grid of  $12 \times 12$  squares. For each trial we randomly selected  $h^*$  from one of two classes  $M_1$  or  $M_2$ , corresponding to one or two target rectangles. Each participant was then presented with an initial set of revealed squares, a subset of all the possible squares consistent with  $h^*$ , and asked to draw up to two valid rectangles. Once a valid hypothesis was presented by the participant, the interface updated the configuration of squares (either by adding or deleting squares) and participants were asked to update their hypothesis in light of the new information.

We evaluated five different scenarios, corresponding to different combinations of initial and target hypotheses. In Table 1 we observe that participants tend to favor staying in the same hypothesis class when allowed. Inside of the same hypothesis class, we also see that they have a preference towards updates that are close to their initial guess, see Fig. 4. We observe the same trend for  $M_{2 \rightarrow 2}^u$ .

$h^*$	Scenario	User Transition			
		$M_{1 \rightarrow 1}^u$	$M_{1 \rightarrow 2}^u$	$M_{2 \rightarrow 1}^u$	$M_{2 \rightarrow 2}^u$
$M_1$	$M_{(1/2) \rightarrow (1/2)}^t$	0.54	0.13	0.06	0.27
$M_2$	$M_{(1/2) \rightarrow (1/2)}^t$	0.30	0.31	0.01	0.38
$M_2$	$M_{(1/2) \rightarrow 2}^t$	0.00	0.61	0.00	0.39
$M_2$	$M_{2 \rightarrow 2}^t$	0.00	0.00	0.00	1.00
$M_{(1/2)}$	$M_{2 \rightarrow (1/2)}^t$	0.00	0.00	0.11	0.89

Table 1: Transitions across classes. We report the fraction of time participants switched hypothesis class e.g.,  $M_{1 \rightarrow 2}^u$  indicates that their hypothesis changed from one rectangle in the first stage to two in the second.  $M^t$  represents the valid possible configuration of hypotheses given the revealed squares for each stage, where  $M_{(1/2)}$  indicates both are valid. Participants have a stronger preference for staying within the same hypothesis class when able.

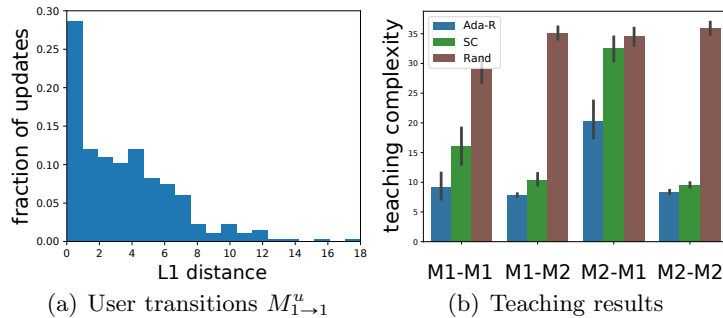


Figure 4: (a) Transitions between hypotheses within class. The peak at 0 indicates that users favor staying at their current hypothesis if it remains valid. We see a preference for smaller updates, computed as the  $L1$  distance between the initial rectangle and updated one. (b) Teaching real users. Average number of examples required to teach the target hypothesis across four scenarios. Learners taught with the adaptive teacher require less examples.

## 7.2 Teaching Real Users

We enlisted 200 participants to evaluate the performance of different teaching algorithms on the 2-REC task. Each participant was first shown a blank  $8 \times 8$  grid with either one or two initial rectangles already revealed, corresponding to  $h^0$ . Each individual was randomly assigned to one of three different teaching algorithms: Rand (random selection), SC, or Ada-R. The target hypothesis,  $h^*$ , was selected to be either one or two rectangles, enabling us to explore four different combinations of initial and target hypotheses. This was repeated for five times for each participant. For each trial, we recorded the number of examples required to learn the target hypothesis. Teaching was terminated when  $3/5$  of the squares were revealed. If the learner did not reach the target hypothesis by this time we set the number of teaching examples to this upper limit. An example teaching interaction is depicted in the Appendix.

Fig. 4(b) illustrates the superiority of the adaptive teacher Ada-R, while random teaching performs worst. In both cases where the target hypothesis is in  $M_2$  the SC teacher performs nearly as well as the adaptive teacher, as at most 12 teaching examples are required to fully characterize the location of both rectangles. However, we again observe a large gain from the adaptive teacher in the  $M_{2 \rightarrow 1}$  scenario.

## 8. Conclusions

We explored the role of adaptivity in algorithmic machine teaching. As a first contribution, we showed that the adaptivity gain is zero when considering well-studied learner models (e.g., the “worst-case” model and the global “preference-based” model) for the case of version space learners. This is in stark contrast to real-life scenarios where adaptivity is an important ingredient of an effective teaching process. In these teaching scenarios, we highlighted the importance of local preferences (i.e., dependent on the current hypothesis)

when the learner transitions to the next hypothesis. We presented hypotheses classes where such local preferences arise naturally, given that machines and humans have tendency to learn incrementally. Furthermore, we characterized the structure of optimal adaptive teaching algorithms, designed near-optimal general purpose and application-specific adaptive algorithms, and validated these algorithms through both simulation and human user studies.

## Acknowledgments

This work was supported in part by Northrop Grumman, Bloomberg, AWS Research Credits, Google as part of the Visipedia project, and a Swiss NSF Early Mobility Postdoctoral Fellowship.

## Appendix A. Proof of Theorem 4

In this section, we introduce useful notation and formally define the cost of a teaching algorithm. Then we prove the upper bound on the greedy cost as presented in Theorem 4.

**Notations and formal definition of cost** Let us use  $\pi$  to denote an adaptive teaching algorithm, use  $\phi$  to denote the internal randomness of the learner. Fix  $\phi$ , the preference  $\sigma$ , the target hypothesis  $h^*$ , the learner’s initial hypothesis  $h^0$  and the version space  $\mathcal{H}$ , we denote the learner’s hypothesis after running  $\pi$  for  $t$  steps as  $h(\pi^t, \phi, \sigma, h^*, h^0, \mathcal{H})$ . To be consistent with the main text of the paper, we use  $h^t$  as the shorthand notation for  $h(\pi^t, \phi, \sigma, h^*, h^0, \mathcal{H})$  whenever it is unambiguous.

Given  $\sigma, h^*, h^0$  and the version space  $\mathcal{H}$ , the worst-case cost of an algorithm  $\pi$  is formally defined as

$$\text{cost}(\pi \mid \sigma, h^*, h^0, \mathcal{H}) = \max_{\phi} \min_t t, \text{ s.t., } h(\pi^t, \phi, \sigma, h^*, h^0, \mathcal{H}) = h^*.$$

We use  $\text{cost}^*(\sigma, h^*, h^0, \mathcal{H}) := \min_{\pi} \text{cost}(\pi \mid \sigma, h^*, h^0, \mathcal{H})$  to denote the cost of an optimal algorithm, and use  $\text{cost}^g(\sigma, h^*, h^0, \mathcal{H})$  to denote the cost of the greedy algorithm with respect to  $\tilde{D}$  (Eq. (5.1)).

**Preferred version space** At time step  $t$ , we define the *preferred version space*

$$\mathcal{S}(\sigma, h^*, h^t, \mathcal{H}^t) := \{h' \in \mathcal{H}^t : \sigma(h'; h^t) \leq \sigma(h^*; h^t)\} \quad (\text{A.1})$$

to be the set of hypotheses that are more preferred over  $h^*$  (according to  $\sigma$ ) from  $h^t$ .

**Greedy vs. optimal** We now proceed to the proof of Theorem 4. First, we provide a lower bound on the cost of the optimal algorithm.

**Lemma 7** *Let  $\sigma_u$  be the uniform preference function. Assume that  $\sigma$  satisfies Condition 1 of Theorem 4. Then, the following inequality holds:*

$$\text{cost}^*(\sigma, h^*, h^0, \mathcal{H}) \geq \text{cost}^*(\sigma_u, h^*, h^0, \mathcal{S}(\sigma, h^*, h^0, \mathcal{H})).$$



**Proof** Fix  $\phi$ . Denote the full teaching sequence of the optimal algorithm under preference  $\sigma$  as  $Z^m = \{z^0, z^1, \dots, z^{m-1}\}$ , and the trace of the learner's hypotheses as  $\{h^0, h^1, \dots, h^{m-1}, h^*\}$ . By definition, we have  $\mathcal{H}(Z^t) = \mathcal{H}^t$ .

Upon receiving teaching example  $z^t$ , the set of hypotheses eliminated from the preferred set at time step  $t$  is

$$\begin{aligned}
& \mathcal{S}(\sigma, h^*, h^t, \mathcal{H}^t) \setminus \mathcal{S}(\sigma, h^*, h^t, \mathcal{H}(Z^{t+1})) \\
&= \mathcal{S}(\sigma, h^*, h^t, \mathcal{H}^t) \setminus \{h' \in \mathcal{H}^{t+1} : \sigma(h'; h^t) \leq \sigma(h^*; h^t)\} \\
&\stackrel{(a)}{=} \mathcal{S}(\sigma, h^*, h^t, \mathcal{H}^t) \setminus \{h' \in \mathcal{H}^{t+1} : \sigma(h^{t+1}; h^t) \leq \sigma(h'; h^t) \leq \sigma(h^*; h^t)\} \\
&\stackrel{(b)}{\supseteq} \mathcal{S}(\sigma, h^*, h^t, \mathcal{H}^t) \setminus \{h' \in \mathcal{H}^{t+1} : \sigma(h'; h^{t+1}) \leq \sigma(h^*; h^{t+1})\} \\
&= \mathcal{S}(\sigma, h^*, h^t, \mathcal{H}^t) \setminus \mathcal{S}(\sigma, h^*, h^{t+1}, \mathcal{H}^{t+1})
\end{aligned} \tag{A.2}$$

Here, step (a) is due to the fact that  $\mathcal{H}^{t+1} \cap \mathcal{S}(\sigma, h^{t+1}, h^t, \mathcal{H}^t) = h^{t+1}$ , and step (b) follows from Condition 1 of Theorem 4.

Further observe that

$$\begin{aligned}
\mathcal{S}(\sigma, h^*, h^0, \mathcal{H}) &\subseteq \mathcal{S}(\sigma, h^*, h^0, \mathcal{H}) \setminus \mathcal{S}(\sigma, h^*, h^1, \mathcal{H}^1) \cup \mathcal{S}(\sigma, h^*, h^1, \mathcal{H}^1) \\
&\subseteq \bigcup_{t=0}^{m-1} (\mathcal{S}(\sigma, h^*, h^t, \mathcal{H}^t) \setminus \mathcal{S}(\sigma, h^*, h^{t+1}, \mathcal{H}^{t+1})) \cup \mathcal{S}(\sigma, h^*, h^*, \mathcal{H}^m) \\
&= \bigcup_{t=0}^{m-1} (\mathcal{S}(\sigma, h^*, h^t, \mathcal{H}^t) \setminus \mathcal{S}(\sigma, h^*, h^{t+1}, \mathcal{H}^{t+1})) \cup \{h^*\}
\end{aligned} \tag{A.3}$$

Combining Eq. (A.2) and (A.3), we obtain

$$\begin{aligned}
\mathcal{S}(\sigma, h^*, h^0, \mathcal{H}) \setminus \{h^*\} &\subseteq \bigcup_{t=0}^{m-1} (\mathcal{S}(\sigma, h^*, h^t, \mathcal{H}^t) \setminus \mathcal{S}(\sigma, h^*, h^{t+1}, \mathcal{H}^{t+1})) \\
&\subseteq \bigcup_{t=0}^{m-1} (\mathcal{S}(\sigma, h^*, h^t, \mathcal{H}^t) \setminus \mathcal{S}(\sigma, h^*, h^t, \mathcal{H}^{t+1}))
\end{aligned}$$

That is, providing teaching examples  $\{z^1, z^2, \dots, z^{m-1}\}$  is guaranteed to eliminate  $\mathcal{S}(\sigma, h^*, h^0, \mathcal{H}) \setminus \{h^*\}$ . By definition,  $\text{cost}^*(\sigma_u, h^*, h^0, \mathcal{S}(\sigma, h^*, h^0, \mathcal{H}))$  is the minimal number of examples required to eliminate  $\mathcal{S}(\sigma, h^*, h^0, \mathcal{H}) \setminus \{h^*\}$ . Since the optimal cost is defined as the worst-case cost for all  $\phi$ , it follows that  $\text{cost}^*(\sigma_u, h^*, h^0, \mathcal{S}(\sigma, h^*, h^0, \mathcal{H})) \leq m \leq \text{cost}^*(\sigma, h^*, h^0, \mathcal{H})$ .  $\blacksquare$

In the following, we will focus on the analysis of the greedy algorithm with preference  $\sigma$ .

**Lemma 8** Assume that the preference function  $\sigma$  and the structure of tests satisfy Condition 1 and 2 from Theorem 4. Suppose we have run the Algorithm 1 for  $m$  time steps. Let  $z^t$  be the current teaching example,  $Z^t = \{z^0, \dots, z^{t-1}\}$  be the set of examples chosen by the greedy teacher up to  $t$ , and  $h^t$  be the learner's current hypothesis. For any given example  $z$ , let  $h_z$  be the learner's next hypothesis assuming the teacher provides  $z$ . Then,

$$\begin{aligned}
& |\mathcal{S}(\sigma, h^*, h^t, \mathcal{H}(Z^t))| - |\mathcal{S}(\sigma, h^*, h^{t+1}, \mathcal{H}(Z^t \cup \{z^t\}))| \\
&\geq \frac{1}{2} \max_z (|\mathcal{S}(\sigma, h^*, h^0, \mathcal{H}(Z^t))| - |\mathcal{S}(\sigma, h^*, h^0, \mathcal{H}(Z^t \cup \{z\}))|)
\end{aligned} \tag{A.4}$$

**Proof** Algorithm 1 picks the example which leads to the smallest preferred version space. That is,

$$z^t = \arg \min_z |\mathcal{S}(\sigma, h^*, h_z, \mathcal{H}(Z^t \cup \{z\}))|$$

If an example  $z$  is inconsistent with  $h^t$ , then by Condition 2 of Theorem 4, there exists an example  $z'$  which is consistent with  $h^t$  and only differs from  $z$  at  $h^t$ , i.e.,  $\mathcal{H}(\{z'\}) \setminus \mathcal{H}(\{z\}) = \{h^t\}$ . By Condition 1 of Theorem 4 (and step (b) of Eq. (A.2)), we know  $\mathcal{S}(\sigma, h^*, h^t, \mathcal{H}(Z^t \cup \{z\})) \subseteq \mathcal{S}(\sigma, h^*, h_z, \mathcal{H}(Z^t \cup \{z\}))$ . Therefore

$$|\mathcal{S}(\sigma, h^*, h^t, \mathcal{H}(Z^t \cup \{z\}))| - 1 = |\mathcal{S}(\sigma, h^*, h^t, \mathcal{H}(Z^t \cup \{z\}))| \leq |\mathcal{S}(\sigma, h^*, h_z, \mathcal{H}(Z^t \cup \{z\}))| \quad (\text{A.5})$$

which gives us  $|\mathcal{S}(\sigma, h^*, h^t, \mathcal{H}(Z^t \cup \{z'\}))| \leq |\mathcal{S}(\sigma, h^*, h_z, \mathcal{H}(Z^t \cup \{z\}))| + 1$ .

We first consider the following two cases.

C-1  $|\mathcal{S}(\sigma, h^*, h^t, \mathcal{H}(Z^t \cup \{z'\}))| = |\mathcal{S}(\sigma, h^*, h_z, \mathcal{H}(Z^t \cup \{z\}))| + 1$ . Then, by Eq. (A.5), we have

$$\mathcal{S}(\sigma, h^*, h^t, \mathcal{H}(Z^t \cup \{z\})) = \mathcal{S}(\sigma, h^*, h_z, \mathcal{H}(Z^t \cup \{z\})).$$

That is, even the example  $z$  can bring the learner to a new hypothesis  $h_z$ , it does *not* introduce new hypotheses into the preferred version space.

C-2  $|\mathcal{S}(\sigma, h^*, h^t, \mathcal{H}(Z^t \cup \{z'\}))| < |\mathcal{S}(\sigma, h^*, h_z, \mathcal{H}(Z^t \cup \{z\}))| + 1$ . In this case, the greedy teacher will not pick  $z$ , because the gain of example  $z'$  is no less than the gain of  $z$  in terms of the greedy heuristic. In the special case where  $|\mathcal{S}(\sigma, h^*, h^t, \mathcal{H}(Z^t \cup \{z'\}))| = |\mathcal{S}(\sigma, h^*, h_z, \mathcal{H}(Z^t \cup \{z\}))|$ , according to our tie-breaking rule in Algorithm 1, the teacher does not pick  $z$ , because it makes the learner move away from its current hypothesis and hence is less preferred.

For completeness, we also consider the case when the example  $z$  is consistent with  $h^t$ :

C-3 If the teacher picks the consistent example  $z$ , then the learner does not move away from her current hypothesis  $h^t$ . As a result, the preference ordering among set  $\mathcal{S}(\sigma, h^*, h^t, \mathcal{H}(Z^t \cup \{z'\}))$  remains the same.

With the above three cases set up, we now reason about the gain of Algorithm 1. An important observation is that, the teaching examples provided by Algorithm 1 never add any hypotheses into the preferred version space. Therefore, at time step  $t$ , for any example  $z$ , we have

$$\begin{aligned} \mathcal{S}(\sigma, h^*, h^t, \mathcal{H}(Z^t \cup \{z\})) &= \mathcal{S}(\sigma, h^*, h^{t-1}, \mathcal{H}(Z^t \cup \{z\})) \\ &= \dots \\ &= \mathcal{S}(\sigma, h^*, h^0, \mathcal{H}(Z^t \cup \{z\})) \end{aligned} \quad (\text{A.6})$$

Next, we look into the gain for each of the three cases above.

C-1 Adding  $z^t$  changes the learner's hypothesis, i.e.,  $h^{t+1} \neq h^t$ , but the resulting preferred version space induced by  $h^{t+1}$  is the same with that of  $h^t$ . In this case,

$$\begin{aligned}
& |\mathcal{S}(\sigma, h^*, h^t, \mathcal{H}(Z^t))| - |\mathcal{S}(\sigma, h^*, h^{t+1}, \mathcal{H}(Z^t \cup \{z^t\}))| \\
&= |\mathcal{S}(\sigma, h^*, h^0, \mathcal{H}(Z^t))| - \min_z |\mathcal{S}(\sigma, h^*, h^{t+1}, \mathcal{H}(Z^t \cup \{z\}))| \\
&= |\mathcal{S}(\sigma, h^*, h^0, \mathcal{H}(Z^t))| - \min_z |\mathcal{S}(\sigma, h^*, h^0, \mathcal{H}(Z^t \cup \{z\}))| \\
&= \max_z (|\mathcal{S}(\sigma, h^*, h^0, \mathcal{H}(Z^t))| - |\mathcal{S}(\sigma, h^*, h^0, \mathcal{H}(Z^t \cup \{z\}))|) \tag{A.7}
\end{aligned}$$

C-2 In this case, we have

$$\begin{aligned}
|\mathcal{S}(\sigma, h^*, h^{t+1}, \mathcal{H}(Z^t \cup \{z^t\}))| &= |\mathcal{S}(\sigma, h^*, h_z, \mathcal{H}(Z^t \cup \{z\}))| \\
&= |\mathcal{S}(\sigma, h^*, h^t, \mathcal{H}(Z^t \cup \{z'\}))|
\end{aligned}$$

and Algorithm 1 picks  $z^t = z'$  according to the tie-breaking rule. The learner does not move away from her current hypothesis:  $h^{t+1} = h^t$ . However, since  $\mathcal{H}(\{z'\}) \setminus \mathcal{H}(\{z\}) = \{h^t\}$ , we get

$$\begin{aligned}
|\mathcal{S}(\sigma, h^*, h^{t+1}, \mathcal{H}(Z^t \cup \{z^t\}))| &= |\mathcal{S}(\sigma, h^*, h^t, \mathcal{H}(Z^t \cup \{z'\}))| \\
&= |\mathcal{S}(\sigma, h^*, h^t, \mathcal{H}(Z^t \cup \{z\}))| + 1 \\
&\stackrel{(a)}{=} \min_{z''} |\mathcal{S}(\sigma, h^*, h^t, \mathcal{H}(Z^t \cup \{z''\}))| + 1 \\
&\stackrel{(A.6)}{=} \min_{z''} |\mathcal{S}(\sigma, h^*, h^0, \mathcal{H}(Z^t \cup \{z''\}))| + 1
\end{aligned}$$

where step (a) is due to the greedy choice of Algorithm 1. Further note that before reaching  $h^*$ , the gain of Algorithm 1 is positive. Therefore,

$$\begin{aligned}
& |\mathcal{S}(\sigma, h^*, h^t, \mathcal{H}(Z^t))| - |\mathcal{S}(\sigma, h^*, h^{t+1}, \mathcal{H}(Z^t \cup \{z^t\}))| \\
&\geq \frac{1}{2} (1 + |\mathcal{S}(\sigma, h^*, h^t, \mathcal{H}(Z^t))| - |\mathcal{S}(\sigma, h^*, h^{t+1}, \mathcal{H}(Z^t \cup \{z^t\}))|) \\
&= \frac{1}{2} \max_z (|\mathcal{S}(\sigma, h^*, h^0, \mathcal{H}(Z^t))| - |\mathcal{S}(\sigma, h^*, h^0, \mathcal{H}(Z^t \cup \{z\}))|) \tag{A.8}
\end{aligned}$$

C-3 In this case,  $z^t$  is consistent with  $h^t$ , the greedy gain amounts to the maximal number of hypotheses removed from the preferred version space. Thus we have

$$\begin{aligned}
& |\mathcal{S}(\sigma, h^*, h^t, \mathcal{H}(Z^t))| - |\mathcal{S}(\sigma, h^*, h^{t+1}, \mathcal{H}(Z^t \cup \{z^t\}))| \\
&= \max_z (|\mathcal{S}(\sigma, h^*, h^0, \mathcal{H}(Z^t))| - |\mathcal{S}(\sigma, h^*, h^0, \mathcal{H}(Z^t \cup \{z\}))|) \tag{A.9}
\end{aligned}$$

Combining Eq. (A.7), (A.8), (A.9) finishes the proof. ■

**Proof of Theorem 4** We are now ready to provide the proof for Theorem 4.

**Proof** [Proof of Theorem 4]

Based on the discussions in Lemma 8, we know that the teaching sequence provided by Algorithm 1 never adds new hypotheses into the initial preferred version space  $\mathcal{S}(\sigma, h^*, h^0, \mathcal{H}(Z^t))$ , and neither does it move *consistent* hypotheses out of  $\mathcal{S}(\sigma, h^*, h^0, \mathcal{H}(Z^t))$ . The teaching objective thus reduces to a set cover objective, and the teaching finishes once all hypotheses but  $h^*$  in the initial preferred version space are covered.

In Lemma 8, we show that at each time step, the gain of Algorithm 1 is at least  $\frac{1}{2}$  the gain of the greedy set cover algorithm. Therefore, Algorithm 1 is a 2-approximate greedy set cover algorithm Wolsey (1982). The logarithmic approximation result then follows from Wolsey (1982); Golovin and Krause (2011):

$$\text{cost}^g(\sigma, h^*, h, \mathcal{S}) \leq 2 \left( \log |\tilde{D}(h^0, \mathcal{H})| + 1 \right) \text{cost}^*(\sigma_u, h^*, h^0, \mathcal{S}(\sigma, h^*, h^0, \mathcal{H})). \quad (\text{A.10})$$

Combining Eq. A.10 with Lemma 7 completes the proof.  $\blacksquare$

## Appendix B. 2-Rec

In this section, we provide the detailed specification of the 2-REC hypothesis class introduced in §4, and present the adaptive algorithm Ada-R and non-adaptive algorithm Non-R. We finish this section with the analysis of the two algorithms, which we use to prove Lemma 5.

### B.1 Subclasses and Preference Structure

As described earlier, 2-REC contains two (non-overlapping) subclasses  $M_1$  and  $M_2$  with different complexity. Let  $\mathcal{H}^t$  be the learner’s version space at time step  $t$ , and  $h^t$  be the learner’s current hypothesis. We use  $M(h^t)$  to denote the subclass  $h^t$  is in.

#### B.1.1 “SHORTCUTS” BETWEEN $M_1$ AND $M_2$

We consider two special subsets of hypotheses in  $M_2$ .

**$M_1$  spin-off** In the first special subset, each hypothesis can be considered as a *spin-off* from a  $M_1$  hypothesis: Given  $h \in M_2$ , we call  $h$  a *spin-off* of  $h' \in M_1$ , if and only if one of the rectangles in  $h$  is fully aligned with  $h'$ , and the other rectangle contains a singleton instance. Let  $r_1 : M_2 \rightarrow M_1$  (resp.  $r_2$ ) denote the function that maps a hypothesis  $h \in M_2$  to the first (resp. second) rectangle it contains. Then the set of all  $M_1$  spin-offs is

$$S_1 = \{h \in M_2 : h \text{ is a } M_1 \text{ spin-off}\} = \{h \in M_2 : |r_1(h)| = 1 \vee |r_2(h)| = 1\}. \quad (\text{B.1})$$

**$M_1$  splits** In the second special subset, each hypothesis can be considered as a *split* from a  $M_1$  hypothesis: Given  $h \in M_2$ , we call  $h$  a  $M_1$  *split*, if and only if there exists no other  $M_2$  hypothesis in the minimal rectangle that encloses  $h$ . We denote the set of all  $M_1$  split as  $S_2$ :

$$S_2 = \{h \in M_2 : h \text{ is a } M_1 \text{ split}\}. \quad (\text{B.2})$$

We consider the subsets  $S_1$  and  $S_2$  as shortcuts between  $M_1$  and  $M_2$ . In the following, we will describe our preference model of the learners, based on the subclasses previously defined.

### B.1.2 THE PREFERENCE STRUCTURE

For any pair of hypotheses  $h, h'$  from the *same subclass*, define  $\text{dist}_e(h, h')$  to be the minimal number of edge movements required to move from  $h$  to  $h'$ . For example,  $\max_{h, h' \in M_1} \text{dist}_e(h, h') \leq 4$  and  $\max_{h, h' \in M_2} \text{dist}_e(h, h') \leq 8$ .

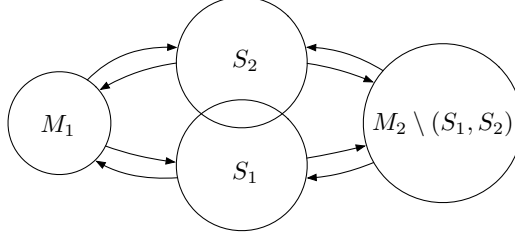


Figure 5: Transitions between subclasses of 2-REC upon receiving *one* teaching example

Our general assumption about the learner’s preference structure  $\sigma$  for 2-REC is that, learner prefers to make small moves among hypotheses. In Fig. 5, we depict the valid transitions among 2-REC hypotheses upon receiving an example. That includes the following cases:

C-1  $h^t \in M_1$ . In this case, the learner prefers hypotheses in  $M_1$ , then hypotheses in  $S_1$ , and lastly hypotheses in  $M_2 \setminus S_1$ . More specifically,

- (a) Within  $M_1$ , the learner prefers a hypothesis with smaller distance from  $h^t$ ;
- (b) Within  $S_1$ , the learner has uniform preferences  
—if learner makes a jump to  $S_1$ , it corresponds to “draw new rectangle” operation.
- (c) Within  $M_2 \setminus S_1$ , the learner also has uniform preferences from  $h^t$ .

Note that case (c) is not needed for designing an adaptive teacher, because the learner always needs to move to a hypothesis in  $S_1 \cup S_2$  from  $h^t$ , prior to moving to  $M_2 \setminus (S_1 \cup S_2)$ .

C-2  $h^t \in S_1 \cup S_2$ . In this case,

- (a) The current hypothesis is always the most preferred.
- (b) Next,
  - i. if  $h^t \in S_1$ , the learner prefers hypotheses in  $M_1$  which share a rectangle with  $h^t$  —this corresponds to a “delete a rectangle” operation.
  - ii. if  $h^t \in S_2$ , the learner prefers the hypothesis in  $M_1$  which is the minimal rectangle that encloses  $h^t$   
—this corresponds to a “merge two existing rectangles” operation.
- (c) Hypotheses further down in the preference list are  $M_2$  hypotheses. These hypotheses are ordered by their distances  $\text{dist}_e(\cdot, h^t)$  towards  $h^t$ .
- (d) All other hypotheses in  $M_1$  are least preferred.
- (e) Within  $M_1$ , the learner prefers the ones that overlap with one of its rectangles.

C-3  $h^t \in M_2 \setminus (S_1 \cup S_2)$ . In this case, the learner prefers hypotheses in  $M_2$  over  $M_1$ . More specifically,

- (a) Within  $M_2$ , the learner prefers a hypothesis with smaller distance.
- (b) Within  $M_1$ , the learner has uniform preferences.

Note that under such preference, the learner always needs to move to a hypothesis in  $S$  prior to moving to  $M_1$ .

Intuitively, our oracle generates the intermediate hypotheses from “short-cut” hypothesis set.

## B.2 Proof of Lemma 5

In this subsection, we provide the proof of Lemma 5, by presenting the two teaching algorithms, namely Ada-R (which is instantiated from Algorithm 2 with the Ada-R-Teacher as presented in Algorithm 3, designed for the 2-REC hypothesis class) and Non-R (a non-adaptive algorithm achieving the same order of the optimal non-adaptive cost).

### B.2.1 ADA-R

**The oracle** An essential component in Algorithm 2 is the oracle  $S(h^t, \mathcal{H}^t, h^*)$ , which defines the intermediate target hypotheses at each time step. For Ada-R, we employ the following adaptive oracle. Consider the four teaching scenarios:

$M_{1 \rightarrow 1}$  :  $h^* \in M_1 \wedge h^t \in M_1$ , we have  $S(h^t, \mathcal{H}^t, h^*) = \{h^*\}$ .

$M_{2 \rightarrow 2}$  :  $h^* \in M_2 \wedge h^t \in M_2$ , we have  $S(h^t, \mathcal{H}^t, h^*) = \{h^*\}$ .

$M_{1 \rightarrow 2}$  :  $h^* \in M_2 \wedge h^t \in M_1$ , in this case,

1. If  $h^t = r_1(h^*) \vee h^t = r_2(h^*)$ ,  $S(h^t, \mathcal{H}^t, h^*) = \{h \in S_1 : h^t = r_1(h) \vee h^t = r_2(h)\}$ .
2. Otherwise,  $S(h^t, \mathcal{H}^t, h^*) = \{r_1(h^*)\}$ , where  $r_1(h^*)$  denotes the first rectangle of  $h^*$ .

$M_{2 \rightarrow 1}$  : Now let us consider the case  $h^* \in M_1 \wedge h^t \in M_2$ .

1. If both rectangles in  $h^t$  overlap with  $h^*$ :
  - (a) If  $h^t$  is a split of  $h^*$ ,  $S(h^t, \mathcal{H}^t, h^*) = \{h^*\}$ .
  - (b) Otherwise, the oracle returns a subset of hypotheses of  $S_2$ , where (1) each hypothesis  $h$  is a split of  $h^*$ , and (2) each of the two rectangles contained in  $h$  overlaps with exactly one rectangle in  $h^t$ .  
For discussion simplicity, let us refer to such subset as the set of valid splits of  $h^*$ .
2. If at least one of the rectangles in  $h^t$  is disjoint with  $h^*$ ,
  - (a) If  $h^t \in S_1$ ,  $S(h^t, \mathcal{H}^t, h^*) = \{h \in M_1 : h^t \text{ is a spin-off of } h\}$
  - (b) Otherwise, the oracle returns a subset of hypothesis of  $S_1$ , where each hypothesis contains (1) a rectangle that fully aligns with one of the rectangles that are disjoint with  $h^*$ , and (2) another singleton rectangle which is in the other rectangle of  $h^t$ .

**The adaptive teacher** A useful observation is that for teaching  $M_{1 \rightarrow 1}$ ,  $M_{2 \rightarrow 2}$ , and  $M_{1 \rightarrow 2}$ , an optimal teacher needs to provide at most 12 teaching examples:

- To teach  $M_{1 \rightarrow 1}$ , it is sufficient to provide the two positive corner instances in the diagonal positions (say, the lower left corner and the upper right corner), and the two adjacent negative instances for each of the positive corners—this amounts to 6 examples in total.
- To teach  $M_{2 \rightarrow 2}$  and  $M_{1 \rightarrow 2}$ , it is sufficient to provide 6 corner examples for each of the rectangles—this amounts to 12 examples in total.

There are two implications from the above observation. First, instances lie on the diagonal corners are useful for teaching targets from the same subclass. Second, even though one can design smart algorithms for teaching the above cases (via adaptivity and exhaustive search), we are not likely to benefit from it by much. Therefore, in such cases, **Ada-R-Teacher** goes through the (at most 12) candidate corner points candidates and proposes an example that brings the learner closer to the target hypothesis.

The more challenging, yet inspiring case, is  $M_{2 \rightarrow 1}$ . To bring the learner to the intermediate targets, **Ada-R-Teacher** runs a greedy heuristic derived from Eq. (5.1): it picks an example  $z$  so that after the learner makes a move, the number of hypotheses before reaching the closest  $h^*$  is the minimal:

$$z^* \in \arg \min_z \min_i |\{h' \in \mathcal{H}^t \cap \mathcal{H}(\{z\}) : \sigma(h'; h_z) \leq \sigma(h_i^*; h_z)\}|. \quad (\text{B.3})$$

Here,  $h_z$  denotes learner’s next hypothesis if provided with teaching example  $z$ .

Now, let us go through each case to analyze the performance of the above greedy heuristic.

- When the learner’s hypothesis is at Scenario  $[M_{2 \rightarrow 1}]$ –1–(a) or  $M_{2 \rightarrow 1}$ –2–(a), the learner is ready to make a jump to  $M_1$ . A *single* example suffices to achieve this, and hence the greedy heuristic is optimal.
- When the learner’s hypothesis is at Scenario  $[M_{2 \rightarrow 1}]$ –1–(b), the goal of teaching is to reach any of the hypothesis in  $\mathcal{S}(h^t, \mathcal{H}^t, h^*)$ —the set of valid splits of  $h^*$ . Here, we consider two different cases:

1. Either of the two rectangles of  $h^t$  is not aligned with  $h^*$  on exactly 3 edges.

In this case, **Ada-R-Teacher** picks examples from the corner instances of  $h^*$  to bring the edges of two rectangles to  $h^*$ . In the worst case, we need all 12 corner instances of  $h^*$  to ensure that.

2. Both rectangles of  $h^t$  are aligned with  $h^*$  on exactly 3 edges.

In this case, the distance from  $h^t$  to any valid splits of  $h^*$  is 1. **Ada-R-Teacher** follows the greedy heuristic to pick the next example. Note that before reaching the target, the distance between any hypothesis of the learner its closest target remains to be 1. Therefore, the greedy heuristic (Eq. B.3) leads to a binary search algorithm. Let the maximal length of  $h^*$  be  $\ell$ , then the teacher needs  $O(\log |\ell| + 1)$  examples in the worst case to eliminates *all* the intermediate targets.

---

**Algorithm 3** Ada-R-Teacher: the adaptive teacher for 2-REC (subroutine for Ada-R/Algorithm 2)

---

**input:**  $\mathcal{H}$ ,  $\sigma$ , current  $h^t$ , selected examples  $Z^t$ , targets  $S(h^t, \mathcal{H}, h^*) = \{h_1^*, \dots, h_k^*\}$   
**if** ( $h^* \in M_1 \wedge h^t \in M_2$ ) **then**  
    **if**  $\{h_1^*, \dots, h_k^*\}$  are  $M_1$  splits from  $h^*$  and  $\min_i \text{dist}(h^0, h_i^*) > 1$  **then**  
         $T \leftarrow \text{GenerateAllCorners}(h^*)$   
         $z \leftarrow \text{Sample}(T \setminus Z^t)$   
    **else**  
         $z \leftarrow \arg \min_z \min_i |\{h' \in \mathcal{H}(z) : \sigma(h'; h_z) \leq \sigma(h_i^*; h_z)\}|$   
    **end if**  
**else**  
     $T \leftarrow \text{GenerateDiagonalCorners}(h_1^*)$   
     $z \leftarrow \text{Sample}(T \setminus Z^t)$   
**end if**  
**output:** next teaching example  $z$

---

- When the learner’s hypothesis is at Scenario  $[M_{2 \rightarrow 1}]$ -2-(b), the goal of teaching reduces to reaching any of the hypotheses in  $S(h^t, \mathcal{H}, h^*)$  by providing *negative* examples in the rectangle which contains the singleton intermediate targets. To be consistent with the notation in Lemma 5, we refer to such rectangle by  $r_2$ . It is not difficult to see that no matter what examples the teacher picks, the distances (defined by  $\text{dist}_e$ ) from the resulting hypothesis of the learner to any of the intermediate target hypothesis are equal. Hence the learner’s preference over the intermediate target hypotheses is uniform, and the greedy objective (Eq. B.3) leads to a binary search algorithm. Therefore, the teacher needs  $O(\log |r_2| + 1)$  examples in the worst case to eliminates *all* the intermediate targets.

The pseudo code of Ada-R-Teacher is given in Algorithm 3.

**The non-adaptive teacher** Next, we present the non-adaptive algorithm, Non-R, which is used in our simulation.

According to our modeling assumption, other than the learner’s initial hypothesis, the non-adaptive teacher does not observe how the learner updates her hypotheses. However, this does not affect teaching the easy scenarios, namely  $M_{1 \rightarrow 1}$ ,  $M_{2 \rightarrow 2}$ , and  $M_{1 \rightarrow 2}$ . In such cases, the non-adaptive teacher provides all the diagonal corner examples (including both positive and negative) as described earlier, which needs at most 6 examples for  $M_1$  target, and 12 for  $M_2$ .

When teaching  $M_{2 \rightarrow 1}$ , in particular, for the case of  $[M_{2 \rightarrow 1}]$ -1-(b) and  $[M_{2 \rightarrow 1}]$ -2-(b), it is not possible for the non-adaptive teacher to perform a binary search. The reason is that the learner’s behavior is highly non-deterministic at every iteration, and the uncertain of the learner’s hypotheses diffuses at an exponential rate. The best thing a non-adaptive teacher can do (in the worst case) is a linear scan over the candidate teaching examples, in which case it requires  $\Omega(|\ell|)$  examples for  $[M_{2 \rightarrow 1}]$ -1-(b), and  $\Omega(|r_2|)$  examples for  $[M_{2 \rightarrow 1}]$ -2-(b).

The pseudocode of Non-R is provided in Algorithm 4.



---

**Algorithm 4** Non-R: the non-adaptive teaching algorithm for 2-REC

---

**input:**  $\mathcal{H}$ ,  $\sigma$ , initial  $h^0$ , selected examples  $Z^t$ , oracle  $S(h^0, \mathcal{H}, h^*) = \{h_1^*, \dots, h_k^*\}$   
**if** ( $h^* \in M_1 \wedge h^0 \in M_2$ ) **then**  
  **if**  $\{h_1^*, \dots, h_k^*\}$  are  $M_1$  splits from  $h^*$  **then**  
     $T_1 \leftarrow \text{GenerateAllCorners}(h^*)$   
     $T_2 \leftarrow \text{GenerateAllEdgeInstances}(h^*)$   
     $\{\hookrightarrow \text{provide all the (positive) teaching examples on the edges/borders of } h^* \text{ to make the learner "merge" the two rectangles in } h^0.\}$   
     $Z \leftarrow (T_1, T_2)$   
  **else**  
     $T_1 \leftarrow \text{GenerateAllConsistentInstances}(r(h^0) \text{ which contains the singleton rectangles})$   
     $\{\hookrightarrow \text{if one of the rectangles of } h^0 \text{ is disjoint with } h^*, \text{ provide all the examples inside this rectangle to make the learner "delete" it.}\}$   
     $T_2 \leftarrow \text{GenerateAllCorners}(h^*)$   
     $Z \leftarrow (T_1, T_2)$   
  **end if**  
**else**  
   $Z \leftarrow \text{GenerateDiagonalCorners}(h_1^*)$   
**end if**  
**output:** Sequence of teaching examples  $Z$

---

## Appendix C. Lattice

In this section, we specify the LATTICE hypothesis class, and present the details of the adaptive algorithm Ada-L-Teacher (which is used to instantiate Ada-L from Algorithm 2) and the non-adaptive algorithm Non-R, and provide the proof for Lemma 6.

### C.1 Preference Structure and The Greedy Teacher

**Preference function** Recall that hypotheses in LATTICE are represented by its nodes, and the preference function is defined through the  $L_1$  distance:  $\sigma(h'; h) = L_1(h', h)$ . To facilitate understanding of the concept class, one can imagine a toy scenario, where the teacher aims to teach/steer a human learner to reach a goal state (say, contains gold) in a physical environment. Each hypothesis/node corresponds to some unexplored territory, and there exists an example which flags the territory as explored. The learner prefers local moves, and if all neighboring territories are explored, the learner jumps to the next closest one.

**A failure case for Algorithm 1** We show in Fig. 6 that the myopic teacher Algorithm 1 can perform poorly on simple teaching tasks. As we can see in the first plot of Fig. 6(a), the learner starts at square  $h^0 = (2, 2)$  and the target hypothesis is at  $h^* = (4, 4)$ . The target hypothesis is the least preferred hypothesis from  $h^0$ . Any teaching example will not change the rank of  $h^*$ :

- Any example other than  $(2, 2)$  will not move the learner away from  $h^0$ , hence the gain in  $\tilde{D}(h^0, \mathcal{H})$  is 1.

---

**Algorithm 5** Non-L: the non-adaptive teaching algorithm for LATTICE

---

**input:**  $\mathcal{H}$ ,  $\sigma$ , initial  $h^0$

$P \leftarrow \text{NodesOnShortestPath}(h^0, h^*, \mathcal{H})$

$T \leftarrow \text{NeighboringNodes}(P)$

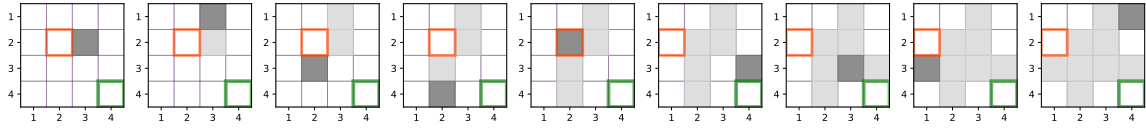
$Z \leftarrow (T \setminus P, P)$

**output:** Sequence of teaching examples  $Z$

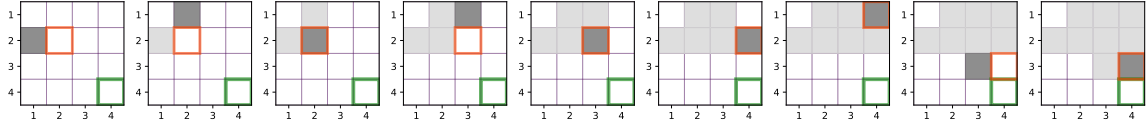
---

- Meanwhile, the teaching example  $(1, 1)$  moves the learner away from  $(1, 1)$ . However, when computing the greedy heuristic we are considering the gain in the worst-case—which corresponds to the case where the learner jumps to  $(1, 2)$  or  $(2, 1)$ , and the gain is 1.

In this particular example, the gradient of the objective function (Eq.(5.1)) is 0, which provides no information on which example to select next. Hence, the myopic teacher uses random instances to teach; in the worst case, the performance can be arbitrarily bad, even compared with a non-adaptive policy.



(a) Myopic - Algorithm 1



(b) Ada-L— Algorithm 2 (with the oracle defined by Eq. (C.1))

Figure 6: Teaching sequences generated by Algorithm 1 and Algorithm 2 (Ada-L) on a  $4 \times 4$  lattice. Learner’s initial hypothesis is marked by orange, and the target is marked by green. The dark gray square represents the teaching example at the current time step; while light gray squares represent the previous teaching examples.

## C.2 Proof of Lemma 6

We now provide the details of Ada-L and Non-L, based on which we prove Lemma 6.

**The oracle** As we have briefly discussed in §5, we consider a distance-based oracle, which returns the first hypotheses that are closer (measured by the length of the shortest path) to the target  $h^*$  than from  $h^t$ . Formally, we define

$$\begin{aligned}
 S(h^t, \mathcal{H}, h^*) &= \{h' \in \mathcal{H} : \forall h'' \in \mathcal{H}, \sigma(h''; h^t) \leq \sigma(h'; h^t) \\
 &\implies \text{dist}(h'', h^*) = \text{dist}(h', h^*) \vee \\
 &\quad \text{dist}(h', h^*) < \text{dist}(h'', h^*) \leq \text{dist}(h'', h^*)\}
 \end{aligned} \tag{C.1}$$

**The adaptive teacher** Assume that the learner starts on a 2-d lattice, with all nodes unexplored. Then, at time step 0, since there is no other node blocking the way from  $h^0$  to  $h^*$ , our oracle returns the adjacent nodes to  $h^0$  in the lattice in the direction of  $h^*$ , as the intermediate target hypotheses. At time step  $t$ , if any of the adjacent nodes of  $h^0$  in the opposite direction of  $h^*$  (henceforth are referred as “bad neighbor”) is unexplored, the teacher will pick an example which explores/blocks it first, before exploring the current hypothesis itself. The reason is that,

- since the teacher progressively advances to the target hypothesis  $h^*$ , it will never pick (random) teaching examples that explore all the adjacent nodes of the bad neighbors of  $h^t$ , before that bad neighboring node is explored. See Fig. 6(b) as an example.
- If a bad neighbor of  $h^t$  has an unexplored neighbor other than  $h^t$ , then Ada-L will pick an example that explores the bad neighbor first before exploring the learner’s current hypothesis (as going to the bad neighbor leads to lower gain in terms of the greedy objective, and hence we want to explore it before learner jumps there).
- If  $h^t$  has no bad neighbor, then the teacher provides an example that explores  $h^t$  itself, and learner proceeds to the next intermediate target node.

From the above discussion, we know that the total number of nodes needs to be explored before reaching  $h^*$  is  $((2 - 1) + 1) \cdot \text{dist}(h^0, h^*) = 2\text{dist}(h^0, h^*)$  (see Fig. 6(b), last plot). The same reasoning generalizes to  $d$ -dimensional lattice as well, where an adaptive teacher needs to explore the bad neighbors in  $d$  directions, and progress in one direction at each round. Hence, the cost of Ada-L is of order  $O(d \cdot \text{dist}(h^0, h^*))$ .

**The non-adaptive teacher** Our strategy for designing a non-adaptive neighbor follows closely from the adaptive strategy. Since the uncertainty of the teaching process comes from the learner randomly jumping to neighboring nodes of equal preference, we aim to pre-compute a set of teaching example that ensures the learner taking a deterministic path. Comparing with the adaptive strategy which only explores “bad” neighbors, the non-adaptive teacher also has to explore “good” neighbors to form a deterministic path from  $h^0$  to  $h^*$ . In  $d$ -dimension, there are  $2d$  directions in total, with one of them containing a good path. Therefore, the teacher needs at least  $(2d - 1)\text{dist}(h^0, h^*)$ , which finishes the proof of Lemma 6.

## Appendix D. Supplemental Results from User Study

In this section, we include additional results from our user study.

### D.1 Example Teaching Traces

Fig. 7 shows an example teaching session with the adaptive teacher. At each time step, a new square is revealed by the teacher and the learner updates her hypothesis accordingly (depicted here as an orange rectangle). This example shows the teaching of two target rectangles from one initial rectangle i.e.,  $M_{1 \rightarrow 2}$ .

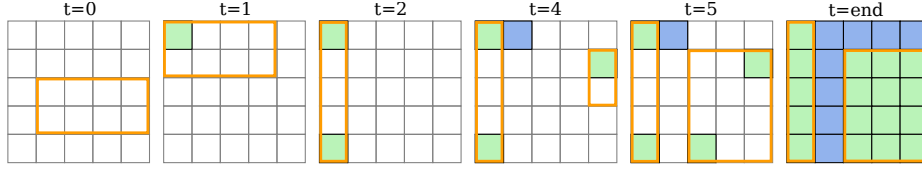
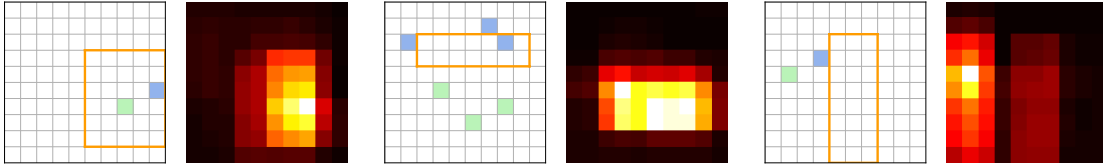


Figure 7: Adaptive teaching session. Here we see an example teaching session with the adaptive teacher Ada-R for a grid of size  $5 \times 5$ . The learner’s hypothesis (in orange) is updated over time upon observing squares that are revealed by the teacher. In the final image we see the target hypothesis. For space reasons we omit some of the intermediate time steps.



(a) Example transition 1

(b) Example transition 2

(c) Example transition 3

Figure 8: Users prefer smooth updates. For each pair, the left depicts the initial configuration of the grid shown to participants and the right is the heat map of their updated rectangles.

## D.2 Local Preference of Users

For eliciting the user update preferences depicted in Fig. 1 users were shown a  $10 \times 10$  grid and given an initial hypothesis and a subset of revealed squares. They were then instructed to update the position of the orange rectangle so that it contained green squares and so there were no blue squares inside it. They were free to draw up to two rectangles in total (including the initial hypothesis) and could move rectangles by clicking the center or grabbing the corners and dragging them to move the edges. They could also click to delete a rectangle and redraw it anywhere on the grid. The rectangles were fixed to only live on the grid lines. The task was completed when they submitted a valid configuration of the rectangles.

100 participants on Mechanical Turk were each shown the same set of 10 initial configurations. We show the heatmap of their updated rectangles for a subset of the 10 configurations in Fig. 8. Each position on the heatmap records the number of updated rectangles that overlap with that location, where brighter colors indicate more rectangles. We clearly see a preference for local updates as compared to the set of all possible, valid, updates.

## References

- Frank J Balbach. Measuring teachability using variants of the teaching dimension. *Theoretical Computer Science*, 397(1-3):94–113, 2008.
- Frank J Balbach and Thomas Zeugmann. Teaching learners with restricted mind changes. In *ALT*, pages 474–489. Springer, 2005.
- Frank J Balbach and Thomas Zeugmann. Teaching randomized learners with feedback. *Information and Computation*, 209(3):296–319, 2011.
- Yoshua Bengio, Jérôme Louradour, Ronan Collobert, and Jason Weston. Curriculum learning. In *ICML*, pages 41–48, 2009.
- Yuxin Chen, Oisín Mac Aodha, Shihan Su, Pietro Perona, and Yisong Yue. Near-optimal machine teaching via explanatory teaching sets. In *AISTATS*, April 2018.
- Thorsten Doliwa, Gaojian Fan, Hans Ulrich Simon, and Sandra Zilles. Recursive teaching dimension, vc-dimension and sample compression. *JMLR*, 15(1):3107–3131, 2014.
- Ziyuan Gao, David Kirkpatrick, Christoph Ries, Hans Simon, and Sandra Zilles. Preference-based teaching of unions of geometric objects. In *ALT*, pages 185–207, 2017a.
- Ziyuan Gao, Christoph Ries, Hans U Simon, and Sandra Zilles. Preference-based teaching. *JMLR*, 18(31):1–32, 2017b.
- E Mark Gold et al. Language identification in the limit. *Information and control*, 10(5):447–474, 1967.
- Sally A Goldman and Michael J Kearns. On the complexity of teaching. *Journal of Computer and System Sciences*, 50(1):20–31, 1995.
- Daniel Golovin and Andreas Krause. Adaptive submodularity: Theory and applications in active learning and stochastic optimization. *JAIR*, 42:427–486, 2011.
- Lisa Hellerstein, Devorah Kletenik, and Patrick Lin. Discrete stochastic submodular maximization: Adaptive vs. non-adaptive vs. offline. In *CIAC*, pages 235–248, 2015.
- Bernhard Hengst. *Hierarchical Reinforcement Learning*, pages 495–502. Springer US, Boston, MA, 2010.
- Susmit Jha and Sanjit A. Seshia. A theory of formal synthesis via inductive learning. *Acta Inf.*, 54(7):693–726, 2017.
- Edward Johns, Oisín Mac Aodha, and Gabriel J Brostow. Becoming the expert-interactive multi-class machine teaching. In *CVPR*, pages 2616–2624, 2015.
- Steffen Lange and Thomas Zeugmann. Incremental learning from positive data. *Journal of Computer and System Sciences*, 53(1):88–103, 1996.
- Ji Liu and Xiaojin Zhu. The teaching dimension of linear learners. *JMLR*, 17(162):1–25, 2016.

- Weiyang Liu, Bo Dai, Ahmad Humayun, Charlene Tay, Chen Yu, Linda B. Smith, James M. Rehg, and Le Song. Iterative machine teaching. In *ICML*, pages 2149–2158, 2017.
- Shike Mei and Xiaojin Zhu. Using machine teaching to identify optimal training-set attacks on machine learners. In *AAAI*, pages 2871–2877, 2015.
- Deyu Meng, Qian Zhao, and Lu Jiang. A theoretical understanding of self-paced learning. *Inf. Sci.*, 414:319–328, 2017.
- David A Ross, Jongwoo Lim, Ruei-Sung Lin, and Ming-Hsuan Yang. Incremental learning for robust visual tracking. *International journal of computer vision*, 77(1-3):125–141, 2008.
- Shai Shalev-Shwartz et al. Online learning and online convex optimization. *Foundations and Trends® in Machine Learning*, 4(2):107–194, 2012.
- Adish Singla, Ilija Bogunovic, G Bartók, A Karbasi, and A Krause. On actively teaching the crowd to classify. In *NIPS Workshop on Data Driven Education*, 2013.
- Adish Singla, Ilija Bogunovic, Gábor Bartók, Amin Karbasi, and Andreas Krause. Near-optimally teaching the crowd to classify. In *ICML*, pages 154–162, 2014.
- Cem Tekin, Jonas Braun, and Mihaela van der Schaar. etutor: Online learning for personalized education. In *ICASSP*, pages 5545–5549, 2015.
- Lev Vygotsky. Zone of proximal development. *Mind in society: The development of higher psychological processes*, 5291:157, 1987.
- Daniel S Weld, Eytan Adar, Lydia Chilton, Raphael Hoffmann, Eric Horvitz, Mitchell Koch, James Landay, Christopher H Lin, and Mausam Mausam. Personalized online educational crowdsourcing challenge. In *HCOMP*, 2012.
- Laurence A Wolsey. An analysis of the greedy algorithm for the submodular set covering problem. *Combinatorica*, 2(4):385–393, 1982.
- Xiaojin Zhu. Machine teaching for bayesian learners in the exponential family. In *Advances in Neural Information Processing Systems*, pages 1905–1913, 2013.
- Xiaojin Zhu. Machine teaching: An inverse problem to machine learning and an approach toward optimal education. In *AAAI*, pages 4083–4087, 2015.
- Xiaojin Zhu, Adish Singla, Sandra Zilles, and Anna N. Rafferty. An overview of machine teaching. *CoRR*, abs/1801.05927, 2018. URL <http://arxiv.org/abs/1801.05927>.
- Sandra Zilles, Steffen Lange, Robert Holte, and Martin Zinkevich. Models of cooperative teaching and learning. *JMLR*, 12(Feb):349–384, 2011.