
Two Is Harder To Recognize Than Tom: the Challenge of Visual Numerosity for Deep Learning

Xiaolin Wu^{1,2} Xi Zhang² Jun Du²

Abstract

In the spirit of Turing test, we design and conduct a set of visual numerosity experiments with deep neural networks (DNNs). We train DNNs with a large number of sample images that are varied visual representations of small natural numbers, towards the objective of learning numerosity perception. Numerosity perception, or the number sense, is a cognitive construct so primary and so critical to the survival and well-being of our species that is considered and proven to be innate to human infants, and it responds to visual stimuli prior to the development of any symbolic skills, language or arithmetic. Somewhat surprisingly, in our experiments, even with strong supervision, DNNs cannot see through superficial variations in visual representations and distill the abstract notion of natural number, a task that children perform with high accuracy and confidence. DNNs are apparently easy to be confused by geometric variations and fail to grasp the topological essence in numerosity. The failures of DNNs in the proposed cognition experiments also expose their overreliance on sample statistics at the expense of image semantics. Our findings are, we believe, significant and thought-provoking in the interests of AI research, because visual-based numerosity is a benchmark of minimum sort for human intelligence.

1. Introduction

In the past decade deep neural networks (DNN) have rapidly developed into a powerful problem-solving paradigm that has found a wide gamut of applications, spanning almost all academic disciplines. In particular, deep convolutional neu-

ral networks (DCNNs) are lauded for their apparent visual intelligence, by which we refer to the successes enjoyed by DCNNs in visual pattern analysis, recognition and classification tasks (Krizhevsky et al., 2012; Simonyan & Zisserman, 2014; Szegedy et al., 2015; He et al., 2016; Sun et al., 2014; Schroff et al., 2015; Sun et al., 2015). But the functional prowess of DCNNs in many applications of visual cognition nature far outshines our understanding of their inner working mechanism. Computer vision practitioners are forced to be contented with using DCNNs largely as data-driven black boxes, while celebrating such wonder tools of visual computing.

As many, we are intrigued by the above uncomfortable contrast between the abundance that DCNNs can accomplish in visual cognition tasks, some of which are quite challenging even for humans (e.g., judging if two face images are of the same person (Lu & Tang, 2015)), and how little insight people have to explain their apparent intelligent behavior. In an attempt of making a small step to unlock the above mystery, we circumvent the intricacies that shroud the real-world application problems and raise a simple and probing question: can DCNNs be trained to, by observing sample images containing a varying number of objects in different sizes, shapes and colors, acquire the sense of numbers, called numerosity perception in the terminology of cognitive science; or can DCNNs, via supervised learning, factor out superficial variations of training images and grasp the abstract notion of natural numbers?

Numerosity is a neurocognitive function possessed by human infants prior to speech and any symbolic learning and even by animals (Reas, 2014; Harvey et al., 2013; Brannon & Terrace, 1998; Burr & Ross, 2008; Dehaene, 2011; Nieder & Miller, 2003; Xu, 2003). Furthermore, numerosity perception is innate very much like taste, sight, touch, smell and sound, although being a higher order cognitive construct than the latter. The above facts make numerosity a suitable Turing-type test at a primitive level to assess the human-like intelligence of a visual AI machinery.

Very recently, Ritter *et al.* investigated the interpretability problem in DNNs using the methods of cognitive psychology (Ritter et al., 2017). They found that one shot learning methods trained on ImageNet have a human-like bias when

¹McMaster University, Canada ²Shanghai Jiao Tong University, China. Correspondence to: Xiaolin Wu <xwu@mcmaster.ca, xwu510@sjtu.edu.cn>, Xi Zhang <zhangxi.19930818@sjtu.edu.cn>, Jun Du <dujunandy0113@sjtu.edu.cn>.

associating a class of objects with a word or label. The authors advocate to leverage tools of cognitive psychology to better understand DNNs. In contrast, this work is a comparative study between human and machine to empirically establish, through a family of carefully designed numerosity tests, whether deep learning can match humans instinctive capability to quantify a small number of objects in an image, which is arguably the minimum level of visual intelligence, far more primitive than language capability. If DCNNs fail the numerosity tests, which is unfortunately the case, then more than just lend a fresh anecdote to the widely held critiques about the lack of human-like intelligence of DCNNs, we probably set a new record in the easiest cognitive task that DCNNs cannot do thus far.

The remainder of this paper is structured as follows. Sec. 2 is a brief review of the existing knowledge and facts on human visual numerosity perception. Sec. 3 outlines and motivates our study on visual numerosity of DCNNs. Sec. 4 presents the designs, results and discussions of our experiments on the subitizing capability of DCNNs. After the difficulties of DCNNs in generalization are exposed in Sec. 4, we give DCNNs a boost by introducing a strongly supervised learning method in Sec. 5. Sec. 6 presents the design and results of DCNNs for approximate numerosity. Discussion and conclusions are in Sec. 7.

2. Human Visual Numerosity

To illuminate the intent, methodology and significance of our line of enquiry, let us introduce in summarization some interesting and profound results of cognitive sciences. There are cognitive and neuroscientific evidence and data to suggest that children are endowed with, prior to speech and symbolic learning, the aptitude of number appreciation (Dehaene et al., 1999). Neural circuits dedicated to numerical cognition are found (Harvey et al., 2013); and of great relevance to visual numerosity, the main theme of this study, is that these neural circuits primarily respond to visual stimuli.

In terms of human cognitive development, a prevailing hypothesis is that learning or knowledge acquisition is anchored on a small set of core inborn knowledge systems pertaining to domain-specific representational priors; they direct and modulate/regulate/constrain the learning of novel representations (Spelke & Kinzler, 2007; Carey, 2009). In this view cultural learning is facilitated by a cortical recycling of a limited number of cerebral circuits biologically evolved to function in ways critical for the survival of our specie. Furthermore, these elementary cerebral circuits enjoy a sufficient level of plasticity so that their coding scheme can adapt for learning new functions (Dehaene & Cohen, 2007). These two aspects in conjunction support a notation of a minimal set of neurocognitive intrinsic implements.

Specifically regarding to cognitive tasks of visual numerosity, two preverbal neurocognitive mechanisms get engaged: 1. approximate numerosity; 2. subitizing. Approximate numerosity refers to the instinct of human and other species to spontaneously estimate the number of items in the environment presented by visual and auditory stimuli (Brannon & Roitman, 2003). The evolutionary values of being keenly aware of number should be self-evident, including the advantages in reproduction (Lyon, 2003), social activities (McComb et al., 1994; Wilson et al., 2002) and foraging (Krebs & Davies, 1987).

In parallel to the estimation-like cognitive process of approximate numerosity, humans also have rapid, accurate, and confident judgment of small numbers, a phenomenon that E. L. Kaufman called subitizing and published in 1949 (Kaufman et al., 1949). Subitizing is also an instinctive mechanism; it infers the exact number of objects, as long as that number is sufficiently small, by tracking individual objects in space and time. This system works by observing the spatio-temporal coherence: parts of an object stay as a bounded whole in both space and time, reminiscing on the notion of the connected compound in mathematics and digital images. Studies show that the togetherness of an object is how human infants perceive object boundaries (Spelke & Kinzler, 2007). However, the reliability of subitizing is limited to small numbers. If the number exceeds four, then the approximate numerosity mechanism takes over the task of numerical cognition (Nieder & Miller, 2004; Piazza et al., 2004; Tokita & Ishiguchi, 2010; Whalen et al., 1999).

Opposite edges of an area in the right superior parietal lobe are identified to maximally respond to small and large quantities (Harvey et al., 2013). The estimation precision of approximate numerosity mechanism obeys Webers law like hearing, seeing, tasting and other basic sensory functions. Two visually presented sets of objects can be reliably differentiated by their populations only if the two numbers differ by a sufficiently large ratio governed by Webers law (Fechner, 2012). That is, the discrimination power in numerosity tests is about the same for $4 : 2$ and $8 : 4$, despite the fact that $4 - 2 = 2$ is much smaller than $8 - 4 = 4$ in terms of absolute difference.

3. Visual Numerosity of Artificial Neural Networks

In the light of the above knowledge on visual numerical intuition of humans and its cognitive role, it is somewhat surprising that the question of this paper was not raised earlier in the heated debates on the potentials and limitations of deep artificial neural networks. Before giving any technological paradigm the credence of being functionally equal to human visual intelligence, would its passing of numerosity tests be a threshold of minimum type? In this context we

do not mean, by visual numerosity, the ability to count a specific type of objects in a particular environment, such as counting the pedestrians on a street or cells under a microscope, which DCNNs can indeed do with good precision (Zhang et al., 2015; 2016; Xie et al., 2016). Our challenge for DCNNs is to distill the abstract notion of natural numbers from training images of simple objects presented in different small numbers, sizes, colors and varying spatial arrangements. Furthermore, this abstraction should be the result of raw perception not deliberate counting.

There seems a consensus that data-driven deep learning is long on statistical inference but short on semantic understanding. Training and testing DCNNs on visual numerosity serves as a probing case study on the strengths and weaknesses of DCNNs. Apparently, the most essential and robust feature for numerosity perception is the topological construct of connected component rather than geometrical properties such as size, shape, spatial arrangement of the objects, etc. in an image. It will be tantalizing to find out whether DCNNs can be taught to understand the semantic meaning of numerosity or just make best possible statistical estimation, and in either case, what features DCNNs rely on to perform the task of visual numerosity.

In the following two sections, we design and conduct visual numerosity experiments for DCNNs, for both types of numerical cognition: subitizing and approximate numerosity.

4. Subitizing of DCNNs

In order to adhere to the perception nature of numerosity instead of counting, we model the humans subitizing ability to rapidly and accurately judge the number of items in a small set as a classification system, each class is associated with a different perceived number. To investigate whether deep artificial neural networks can learn to subitize like humans, we train the AlexNet (Krizhevsky et al., 2012), which is highly acclaimed in the AI literature for solving visual cognition problems, for the following 6-label classification task, whose 6 output labels correspond to natural numbers 1 through 6. The training images for class n ($n = 1, 2, \dots, 6$), consist of n white solid circles in black background (see Fig. 1). These circles are of random size and position.

Moreover, the number of circles in a training image is made statistically independent of the total area of these circles. This treatment of training images is to prevent the AlexNet from statistically inferring the number of circles by the number of white pixels, which is a short cut DCNNs tend to take. Here, blocking the short cut is a human intervention to force the 6-label AlexNet to learn the topological construct of connected component that is fundamental to the perception of subitizing.

In the construction of the 6-label classification AlexNet,



(a) $n = 1$ (b) $n = 2$ (c) $n = 3$ (d) $n = 4$ (e) $n = 5$ (f) $n = 6$


Figure 1. The sample training images for class n ($1 \leq n \leq 6$).

5400 black-white images representing six different numbers (1, 2, 3, 4, 5, 6) are randomly generated as specified in the previous paragraph, 900 per class. For each class, 800 images are selected for training and the remaining 100 images are used for testing. Very much like in the past successes of deep learning in image classification, the 6-label AlexNet trained by the $6 \times 800 = 4800$ training images achieves a perfect 100% classification rate on the 600 test images. But does this mean that this AlexNet has now learnt to subitize like humans?

At the heart of the above question is whether the purportedly subitizing AlexNet can generalize beyond the particular visual representations of numbers in Fig. 1 that are used in the deep learning session, and truly grasp the abstract concept of numerosity. Thus we take the next straightforward step to test the above 6-label AlexNet on images that are simple variants of the training images. In what follows, we report the performances of the AlexNet in five such experiments.

Experiment 1. Generality in object sizes

Test Set 1: 6000 black-and-white images (1000 per class) randomly generated in the same way as for the training images. The only difference is that the size variation of the white solid circles is 50% greater (see Fig. 2). That is, for each class, the largest circle is 50% greater than the largest circle in the training images; the smallest circle is 50% smaller than the smallest circle in the training images.



(a) $n = 1$ (b) $n = 2$ (c) $n = 3$ (d) $n = 4$ (e) $n = 5$ (f) $n = 6$

Figure 2. The sample test images in Test Set 1.

Table 1. Performance results of the trained 6-label AlexNet on Test Set 1 (the probability of perceiving n as m , $1 \leq n, m \leq 6$).

$n \backslash m$	1	2	3	4	5	6
1	1	0	0	0	0	0
2	0.003	0.997	0	0	0	0
3	0	0.010	0.990	0	0	0
4	0	0	0.041	0.959	0	0
5	0	0	0	0.328	0.672	0
6	0	0	0	0.001	0.45	0.549

Observations: A modestly increased variability in object size significantly decreases the classification accuracy of the 6-label AlexNet, or the accuracy of the numerosity judgment. Interestingly, very much like subitizing by humans, the error of the trained AlexNet remains very small up to four, then jumps for larger numbers.

Experiment 2. Generality in object shapes

Test Set 2.1: 6000 images of n white equilateral triangles of random size, position and orientation in black background, $n = 1, 2, 3, 4, 5, 6$, 1000 per a different n (see Fig. 3).




(a) $n = 1$ (b) $n = 2$ (c) $n = 3$ (d) $n = 4$ (e) $n = 5$ (f) $n = 6$

Figure 3. The sample test images in Test Set 2.1.

Table 2. Performance results of the trained 6-label AlexNet on Test Set 2.1 (the probability of perceiving n as m , $1 \leq n, m \leq 6$).

$n \backslash m$	1	2	3	4	5	6
1	0.327	0.673	0	0	0	0
2	0.031	0.441	0.528	0	0	0
3	0.001	0.027	0.361	0.611	0	0
4	0	0.001	0.022	0.287	0.625	0.038
5	0	0	0	0.044	0.364	0.592
6	0	0	0	0.003	0.067	0.930

Test Set 2.2: 6000 images of n white squares of random size, position and orientation in black background, $n = 1, 2, 3, 4, 5, 6$, 1000 per a different n (see Fig. 4).



(a) $n = 1$ (b) $n = 2$ (c) $n = 3$ (d) $n = 4$ (e) $n = 5$ (f) $n = 6$

Figure 4. The sample test images in Test Set 2.2.

Table 3. Performance results of the trained 6-label AlexNet on Test Set 2.2 (the probability of perceiving n as m , $1 \leq n, m \leq 6$).

$n \backslash m$	1	2	3	4	5	6
1	0.876	0.124	0	0	0	0
2	0.019	0.811	0.170	0	0	0
3	0	0.009	0.641	0.350	0	0
4	0	0	0.005	0.686	0.309	0
5	0	0	0	0.020	0.549	0.431
6	0	0	0	0	0.022	0.978

Test Set 2.3: 6000 images of n white pentagons of random size, position and orientation in black background, $n = 1, 2, 3, 4, 5, 6$, 1000 per a different n (see Fig. 5).



(a) $n = 1$ (b) $n = 2$ (c) $n = 3$ (d) $n = 4$ (e) $n = 5$ (f) $n = 6$

Figure 5. The sample test images in Test Set 2.3.

Table 4. Performance results of the trained 6-label AlexNet on Test Set 2.3 (the probability of perceiving n as m , $1 \leq n, m \leq 6$).

$n \backslash m$	1	2	3	4	5	6
1	0.964	0.036	0	0	0	0
2	0.017	0.982	0.001	0	0	0
3	0	0.011	0.971	0.018	0	0
4	0	0	0.004	0.976	0.02	0
5	0	0	0	0.011	0.845	0.144
6	0	0	0	0	0.003	0.997

Observations: Tables 2 through 4 clearly reveal a lack of generality of the trained 6-label AlexNet to object shapes. As the object shape deviates further from the circle (the training object), from pentagon to triangle, the classification (number perception) error steadily increases. In the case of equilateral triangles (Test Set 2.1), the circle-trained AlexNet cannot even correctly judge very small quantities, one to three, which are well within the threshold of subitizing for humans. Also, the perception error is systematic towards overestimation, with a low overall classification accuracy of 0.45.

For the test images of squares (Test Set 2.2), the classification accuracy of the AlexNet increases to 0.76 on average; it is above 0.8 only for quantities 1, 2 and 6, but quite low for 3, 4, and 5.

Experiment 3. Generality in object colors

Test Set 3: 6000 images of n black circles of random size, position and orientation in white background, $n = 1, 2, 3, 4, 5, 6$, 1000 per a different n . Note Test Set 3 is statistically the same in geometry as the training set, only the object and background colors are swapped (see Fig. 6).

Observations: The trained 6-label AlexNet completely fails the test of subitizing, although the test images only undergo a superficial systematic change from the training images.

Experiment 4. Generality in region-boundary duality

In human vision, the region and boundary representations of objects are patently dual of each other. In Marr's theory of

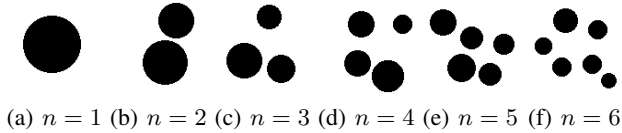


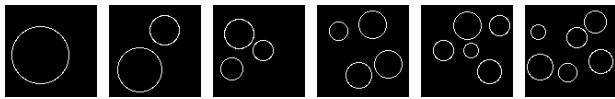
Figure 6. The sample test images in Test Set 3.

Table 5. Performance results of the trained 6-label AlexNet on Test Set 3 (the probability of perceiving n as m , $1 \leq n, m \leq 6$).

$n \backslash m$	1	2	3	4	5	6
1	0.160	0.800	0.040	0	0	0
2	0.010	0.340	0.650	0	0	0
3	0	0.040	0.680	0.280	0	0
4	0	0.010	0.160	0.670	0.160	0
5	0	0	0.060	0.500	0.420	0.020
6	0	0	0	0.180	0.570	0.250

computational vision (Marr, 1982), the primal sketch of objects is a vital primitive to scene understanding. Therefore, we test the trained AlexNet for subitizing with the boundary version of training images, and examine whether it can generalize to the simple region-boundary duality. The design and results of the experiment are presented below. As shown in Table 6, the trained 6-label AlexNet tends to overestimate the number of objects by 1 to 2. Again, it fails the generalization test, unable to subitize on the straightforward boundary version of the training images.

Test Set 4: 6000 images of n white hollow circles (sketches) of random size, position and orientation in black background, $n = 1, 2, 3, 4, 5, 6$, 1000 per a different n , as depicted in Fig. 7.



(a) $n = 1$ (b) $n = 2$ (c) $n = 3$ (d) $n = 4$ (e) $n = 5$ (f) $n = 6$


Figure 7. The sample test images in Test Set 4.

Table 6. Performance results of the trained 6-label AlexNet on Test Set 4 (the probability of perceiving n as m , $1 \leq n, m \leq 6$).

$n \backslash m$	1	2	3	4	5	6
1	0.004	0.647	0.349	0	0	0
2	0	0.002	0.420	0.578	0	0
3	0	0	0.010	0.458	0.523	0.009
4	0	0	0	0.096	0.576	0.328
5	0	0	0	0.002	0.194	0.804
6	0	0	0	0	0.011	0.989


5. Generalization under Strong Supervision

Experiments 1 through 4 in the proceeding section expose the inability of the subitizing DCNN to generalize in size, shape, color and the region-boundary duality of the objects in images. Now we give DCNNs some strong supervision and effectively lower the difficulty level of the learning task in terms of generalization. This time we generate training images that contain objects of varied shapes, sizes, colors, and in either region or boundary representations, as shown in Fig. 8. The objects are circles and simple n -gons, not necessarily convex, $1 \leq n \leq 6$; they have random sizes, colors and are placed randomly in the field of view. The purpose is to let the DCNN see all variations of visual representations of small natural numbers (1 through 6), in hope that the DCNN can exploit the big data and successfully learn to subitize along its favorite line of data saturation attack.



(a) $n = 1$ (b) $n = 2$ (c) $n = 3$ (d) $n = 4$ (e) $n = 5$ (f) $n = 6$

Figure 8. The sample images that contain objects of varied shapes, sizes, colors, and in either region or boundary representations.



(a) $n = 1$ (b) $n = 2$ (c) $n = 3$ (d) $n = 4$ (e) $n = 5$ (f) $n = 6$

Figure 9. The edge maps of the training images in Fig. 8.

Experiment 5. Generality after human-crafted preprocessing

Test Set 5: To prepare the new experiment, we aid the DCNN even further towards generalization by extracting the edge maps of the training images described above and shown in Fig. 8. The resulting binary edge images are illustrated in Fig. 9.

Note that the human-prepared training images of Test Set 5 are of the same binary type (boundary images), regardless whether the original training image has white objects in black background or reversed, or whether the objects are represented in solid color or boundary sketch. In other words, the above human-crafted edge extraction process is a preprocessing step to relieve the DCNN the burden of generalizing over different colors and region-boundary duality. Now, the DCNN sets out to learn subitizing from the edge maps of Fig. 9 instead of from the images of Fig. 8; the former are semi-finished results towards the final goal. If the learning succeeds, then the resulting DCNN can subitize on an arbitrary visual representation of small natural numbers, after converting the input image to the corresponding edge map.

Apparently, after extracting edge maps, as illustrated in Fig.9, the number of objects n will no longer be independent of the number of white pixels C (the sum of the perimeters of all objects) in an image. To prevent DCNN from estimating n from C , we normalize C by scaling the objects such that C has very close distributions for different classes (n), as shown in Fig. 10.

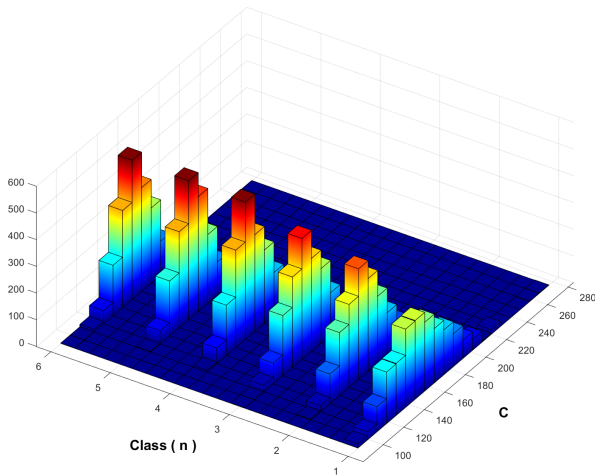


Figure 10. The histograms of the number of edge pixels C for different classes n ($1 \leq n \leq 6$).

Next, we retrain the 6-label AlexNet using the normalized edge maps, and examine if, after our guidance towards generalization, DCNNs can subitize on an arbitrary visual representation of small natural numbers. The experimental results of the human-guided DCNN on test images are tabulated in Table 7. The table shows very high classification rates of the trained 6-label AlexNet on the normalized edge maps. A quick reflection on the results seems to suggest that DCNNs are able to comprehend small natural numbers, via an abstraction of different visual representations, with the help of the preprocessing step.

Table 7. Performance results of the human-guided DCNN on Test Set 5. (the probability of perceiving n as m , $1 \leq n, m \leq 6$).

$n \backslash m$	1	2	3	4	5	6
1	1	0	0	0	0	0
2	0	1	0	0	0	0
3	0	0.020	0.970	0.010	0	0
4	0	0	0.020	0.093	0.050	0
5	0	0	0	0.040	0.790	0.170
6	0	0	0	0	0.080	0.920

Unfortunately, this turns out not the case. The performance of the trained DCNN for subitizing deteriorates significantly if we merely scale the objects in test images. Tables 8 and 9 show what happens if the objects in test images are scaled by 50% up or down, respectively. The DCNN underestimates (overestimates) n when objects in a test image are scaled up (down). This seems quite counter-intuitive at first glance, but then the failure to generalize in object size can be explained for the DCNN apparently correlates the class label n to the likely number of edge pixels per object.

Table 8. Performance results of the human-guided DCNN on objects scaled up 50%. (the probability of perceiving n as m , $1 \leq n, m \leq 6$).

$n \backslash m$	1	2	3	4	5	6
1	0.991	0.009	0	0	0	0
2	0.016	0.984	0	0	0	0
3	0	0.504	0.496	0	0	0
4	0	0	0.793	0.207	0	0
5	0	0	0.002	0.966	0.032	0
6	0	0	0	0.114	0.860	0.026

Table 9. Performance results of the human-guided DCNN on objects scaled down 50% (the probability of perceiving n as m , $1 \leq n, m \leq 6$).

$n \backslash m$	1	2	3	4	5	6
1	0.687	0.313	0	0	0	0
2	0.026	0.390	0.583	0.001	0	0
3	0.002	0.006	0.021	0.896	0.075	0
4	0	0	0	0.014	0.492	0.494
5	0	0	0	0.001	0.043	0.956
6	0	0	0	0	0.012	0.988

Recall that we have made the class label n statistically independent of the total number of edge points C (see Fig. 10) in the training images; otherwise, the AlexNet will es-

cape to exploit the positive correlation between n and C , instead of understanding the true topological nature of the problem. Here we face a dilemma: normalizing C against n creates a negative correlation between n and \bar{C} , the average number of edge points per object; normalizing \bar{C} against n creates a positive correlation between n and C . Because it is impossible to make both C and \bar{C} independent of n , the inevitable conclusion is that no preparation of the training data can prevent the DCNN from making a statistical inference of n and force it to discover the essence of connected components underlying the perception of subitizing.

6. Approximate Numerosity of DCNNs

As reviewed in Section 2, for sets that contain more than four items, humans activate an approximate number system (ANS) to spontaneously estimate the number of items, and the ANS can achieve a Weberian relative precision. We are interested in comparing the ANS of humans with the artificial neural networks in their abilities of approximate numerical quantification when being visually presented a relatively large set (5 to 16 items).

To this end, we design the following experiment to convert the task of ANS to a binary classification problem with visual input. We use a visual representation of the numerosity problem as shown in Fig. 11: n_1 and n_2 objects randomly situate in the left and right half of the image, respectively. The classifier outputs 1 if $n_1 < n_2$ and 2 otherwise. We train and test the AlexNet, one of the most successful binary classifiers among the deep neural networks, for the task of numerosity discrimination.

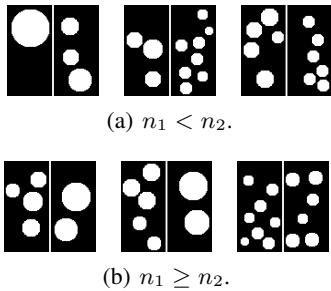


Figure 11. The visual representation of the numerosity problem: n_1 and n_2 objects randomly situate in the left and right half of the image, respectively.

Specifically, we train the numerosity AlexNet using 200 images of n_1 circles on the left and n_2 circles on the right, $n_1 \neq n_2$, n_1 and n_2 are drawn randomly from the set $\{1, 2, \dots, 8\}$, each number having the probability of $1/8$ being drawn. These circles are solid white in the black background and of random size and position. Again, the number of circles in a training image is made statistically independent of the total area of these circles. The classifica-

tion rate (the accuracy of the numerosity judgment) of the trained 2-label AlexNet, on test images randomly generated by the above stated rule, is tabulated in Table 10 for various $n_1 : n_2$ ratios. It can be seen that the numerosity AlexNet performs very well.

Table 10. Performance results of the numerosity AlexNet on test images randomly generated by the same rule with training images.

$n_2 \backslash n_1$	1	2	3	4	5	6	7	8
1	*	1	1	1	1	1	1	1
2	1	*	0.98	1	1	1	1	1
3	1	1	*	0.98	1	1	1	1
4	1	1	0.99	*	0.98	1	1	1
5	1	1	1	0.99	*	0.96	1	1
6	1	1	1	1	0.97	*	0.94	0.98
7	1	1	1	1	1	0.94	*	0.89
8	1	1	1	1	1	1	0.86	*

Next, we examine the generality of the above AlexNet by testing it on images that are two mild variants of those used in the training stage.

Experiment 6. Generality of the numerosity AlexNet

Test Set 6.1: 1000 images randomly generated as in the training set but with objects changed from circles to equilateral triangles (see Fig. 12).

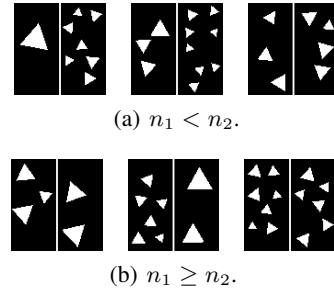


Figure 12. The sample test images in Test Set 6.1.

Table 11. Performance results of the numerosity AlexNet on Test Set 6.1 (the accuracy of numerosity judgment).

$n_2 \backslash n_1$	1	2	3	4	5	6	7	8
1	*	1	1	1	1	1	1	1
2	1	*	0.95	0.995	1	1	1	1
3	1	1	*	0.89	0.99	1	1	1
4	1	1	0.98	*	0.87	0.99	1	1
5	1	1	1	0.96	*	0.86	0.96	0.99
6	1	1	1	0.98	0.89	*	0.70	0.91
7	1	1	1	1	0.97	0.76	*	0.67
8	1	1	1	1	0.99	0.93	0.66	*

Test Set 6.2: 1000 images randomly generated as in the

training set but with objects changed from solid circles to hollow circles (see Fig. 13).

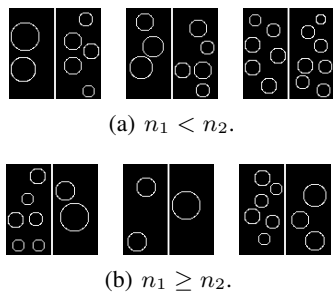


Figure 13. The sample test images in Test Set 6.2.

Table 12. Performance results of the numerosity AlexNet on Test Set 6.2 (the accuracy of numerosity judgment).

$n_2 \backslash n_1$	1	2	3	4	5	6	7	8
1	*	0.99	1	1	1	1	1	1
2	1	*	0.86	1	0.99	1	1	1
3	1	0.91	*	0.85	0.90	0.98	0.99	1
4	1	0.99	0.87	*	0.70	0.94	0.99	0.99
5	1	0.99	0.94	0.81	*	0.77	0.95	0.96
6	1	1	0.99	0.97	0.82	*	0.81	0.81
7	1	1	1	0.99	0.96	0.82	*	0.53
8	1	1	1	1	0.99	0.83	0.57	*

Observations: In the above two cases of immaterial variations in the visual presentation for numerosity tests, the accuracy of the numerosity AlexNet drops decidedly; in particular, when for pairs (7, 8) and (6, 7). But if the two numbers n_1 and n_2 differ from each other by a ratio of 2 or greater, then the numerosity AlexNet can resist mild systematic variations in visual presentation, and reach or get very close to 1. The accuracy is also very high for numbers that are below 4, the threshold of subitizing. In these tests of visual approximate numerosity, the AlexNet appears to match humans in cognitive power.

7. Discussions and Conclusions

Through carefully crafted experiments of numerical cognition, we mapped numerosity perception to visual classification problems for the AlexNet, and evaluated the performance of the AlexNet classifiers, which are trained using large sets of images of varied representations of small natural numbers. Despite its widely applauded successes in many rather complex problems of visual classification and recognition, DCNN did poorly on the tests of subitizing, which children can pass with speed, accuracy and assurance. On the tests of approximate numerosity the AlexNets performed better with mixed results, achieving accuracies that

obey Webers law and roughly in line with human performance.

The main conclusion is that the AlexNets cannot learn the simple mathematical concept of connected component, despite the concept is patently exhibited (by human standard at least) in a large number of training images. DCNNs were found in our experiments to be merely opportunistic and enumerating. The numerosity AlexNets can get answers right only on the test instances that are the same visual embodiment of a small natural number as the one used in the training images. They can be easily defeated by superficial changes in shape, size, and color of the objects, and by region-boundary duality.

By demonstrating the failure of DCNNs, even with strong human supervision, to generalize, abstract or analogize, which are basic elements of human intelligence, this work adds a fresh anecdote to the widely held cautions and critiques about the absence of human-like intelligence of DCNNs. Our findings are disturbing only in that DCNNs have failed cognition tests at such an elementary level.

References

- Brannon, E. M. and Roitman, J. D. Nonverbal representations of time and number in animals and human infants. 2003.
- Brannon, E. M. and Terrace, H. S. Ordering of the numerosities 1 to 9 by monkeys. *Science*, 282(5389):746–749, 1998.
- Burr, D. and Ross, J. A visual sense of number. *Current biology*, 18(6):425–428, 2008.
- Carey, S. *The origin of concepts*. Oxford University Press, 2009.
- Dehaene, S. *The number sense: How the mind creates mathematics*. OUP USA, 2011.
- Dehaene, S. and Cohen, L. Cultural recycling of cortical maps. *Neuron*, 56(2):384–398, 2007.
- Dehaene, S., Spelke, E., Pinel, P., Stanescu, R., and Tsivkin, S. Sources of mathematical thinking: Behavioral and brain-imaging evidence. *Science*, 284(5416):970–974, 1999.
- Fechner, G. T. *Elemente der psychophysik*, volume 2. , 2012.
- Harvey, B. M., Klein, B. P., Petridou, N., and Dumoulin, S. O. Topographic representation of numerosity in the human parietal cortex. *Science*, 341(6150):1123–1126, 2013.

- He, K., Zhang, X., Ren, S., and Sun, J. Deep residual learning for image recognition. In *Proceedings of the IEEE conference on computer vision and pattern recognition*, pp. 770–778, 2016.
- Kaufman, E. L., Lord, M. W., Reese, T. W., and Volkman, J. The discrimination of visual number. *The American journal of psychology*, 62(4):498–525, 1949.
- Krebs, J. R. and Davies, N. B. *An introduction to behavioural ecology*. Sinauer Associates, 1987.
- Krizhevsky, A., Sutskever, I., and Hinton, G. E. Imagenet classification with deep convolutional neural networks. In *Advances in neural information processing systems*, pp. 1097–1105, 2012.
- Lu, C. and Tang, X. Surpassing human-level face verification performance on lfw with gaussianface. In *AAAI*, pp. 3811–3819, 2015.
- Lyon, B. E. Egg recognition and counting reduce costs of avian conspecific brood parasitism. *Nature*, 422(6931): 495, 2003.
- Marr, D. *Vision: A Computational Investigation Into*. WH Freeman, 1982.
- McComb, K., Packer, C., and Pusey, A. Roaring and numerical assessment in contests between groups of female lions, panthera leo. *Animal Behaviour*, 47(2):379–387, 1994.
- Nieder, A. and Miller, E. K. Coding of cognitive magnitude: Compressed scaling of numerical information in the primate prefrontal cortex. *Neuron*, 37(1):149–157, 2003.
- Nieder, A. and Miller, E. K. A parieto-frontal network for visual numerical information in the monkey. *Proceedings of the National Academy of Sciences of the United States of America*, 101(19):7457–7462, 2004.
- Piazza, M., Izard, V., Pinel, P., Le, B. D., and Dehaene, S. Tuning curves for approximate numerosity in the human intraparietal sulcus. *Neuron*, 44(3):547–555, 2004.
- Reas, E. Our brains have a map for numbers. *Scientific American*, 2014.
- Ritter, S., Barrett, D. G., Santoro, A., and Botvinick, M. M. Cognitive psychology for deep neural networks: A shape bias case study. In *International Conference on Machine Learning*, pp. 2940–2949, 2017.
- Schroff, F., Kalenichenko, D., and Philbin, J. Facenet: A unified embedding for face recognition and clustering. In *Proceedings of the IEEE conference on computer vision and pattern recognition*, pp. 815–823, 2015.
- Simonyan, K. and Zisserman, A. Very deep convolutional networks for large-scale image recognition. *arXiv preprint arXiv:1409.1556*, 2014.
- Spelke, E. S. and Kinzler, K. D. Core knowledge. *Developmental science*, 10(1):89–96, 2007.
- Sun, Y., Chen, Y., Wang, X., and Tang, X. Deep learning face representation by joint identification-verification. In *Advances in neural information processing systems*, pp. 1988–1996, 2014.
- Sun, Y., Liang, D., Wang, X., and Tang, X. Deepid3: Face recognition with very deep neural networks. *arXiv preprint arXiv:1502.00873*, 2015.
- Szegedy, C., Liu, W., Jia, Y., Sermanet, P., Reed, S., Anguelov, D., Erhan, D., Vanhoucke, V., Rabinovich, A., et al. Going deeper with convolutions. *Cvpr*, 2015.
- Tokita, M. and Ishiguchi, A. How might the discrepancy in the effects of perceptual variables on numerosity judgment be reconciled? *Attention, Perception, & Psychophysics*, 72(7):1839–1853, 2010.
- Whalen, J., Gallistel, C. R., and Gelman, R. Nonverbal counting in humans: The psychophysics of number representation. *Psychological Science*, 10(2):130–137, 1999.
- Wilson, M. L., Britton, N. F., and Franks, N. R. Chimpanzees and the mathematics of battle. *Proceedings of the Royal Society of London B: Biological Sciences*, 269 (1496):1107–1112, 2002.
- Xie, W., Noble, J. A., and Zisserman, A. Microscopy cell counting and detection with fully convolutional regression networks. *Computer Methods in Biomechanics and Biomedical Engineering: Imaging & Visualization*, pp. 1–10, 2016.
- Xu, F. Numerosity discrimination in infants: Evidence for two systems of representations. *Cognition*, 89(1):B15–B25, 2003.
- Zhang, C., Li, H., Wang, X., and Yang, X. Cross-scene crowd counting via deep convolutional neural networks. In *Computer Vision and Pattern Recognition (CVPR), 2015 IEEE Conference on*, pp. 833–841. IEEE, 2015.
- Zhang, Y., Zhou, D., Chen, S., Gao, S., and Ma, Y. Single-image crowd counting via multi-column convolutional neural network. In *Proceedings of the IEEE conference on computer vision and pattern recognition*, pp. 589–597, 2016.