



Craig Interpolation and Access Interpolation with Clausal First-Order Tableaux

Christoph Wernhard

KRR Report 18-01

arXiv:1802.04982v1 [cs.LO] 14 Feb 2018



Craig Interpolation and Access Interpolation with Clausal First-Order Tableaux

Christoph Wernhard

Technische Universität Dresden

Abstract. We show methods to extract Craig-Lyndon interpolants and access interpolants from clausal first-order tableaux as produced by automated first-order theorem provers based on model elimination, the connection method, the hyper tableau calculus and instance-based methods in general. Smullyan introduced an elegant method for interpolant extraction from “non-clausal” first-order tableaux. We transfer this to clausal tableaux where quantifier handling is based on prenexing and Skolemization. A lifting technique leads from ground interpolants of Herbrand expansions of Skolemized input formulas to quantified interpolants of the original input formulas. This is similar to a known interpolant lifting by Huang but based more straightforwardly on Herbrand’s theorem instead of the auxiliary notion of relational interpolant. Access interpolation is a recent form of interpolation for formulas with relativized quantifiers targeted at applications in query reformulation and specified in the constructive framework of Smullyan’s general tableaux. We transfer this here to clausal tableaux. Relativized quantification upon subformulas seems incompatible with lifting techniques that only introduce a global quantifier prefix. We thus follow a different approach for access interpolation: A structure preserving clausification leads to clausal ground tableaux that can be computed by automated first-order provers and, in a postprocessing step, can be restructured such that in essence the interpolant extraction from Smullyan’s tableaux becomes applicable.

Revision: February 14, 2018

Table of Contents

Part I	Introduction	3
1	Introduction	5
Part II	Craig-Lyndon Interpolation with Clausal Tableaux	9
2	Notation and Basic Terminology	11
3	Clausal First-Order Tableaux	12
4	Ground Interpolant Extraction from Clausal Tableaux	13
5	Lifting Ground Interpolants	17
6	Craig-Lyndon Interpolation: Related Work, Refinements, Issues	25
Part III	Access Interpolation with Clausal Tableaux	31
7	Access Interpolation: Basic Notions	33
8	Structure Preserving Clausification of RQFO Formulas	34
9	Handling Argument Terms	37
10	Access Interpolant Extraction from SMUL-Clausal Tableaux	39
11	Correctness of Access Interpolant Extraction from SMUL-Clausal Tableaux	41
12	Conversion to SMUL-Clausal Tableaux	50
13	Examples of the Conversion to SMUL-Clausal Tableaux	54
14	Access Interpolation: Related Work, Refinements, Issues	61
Part IV	Conclusion	65
15	Conclusion	67
	References	69

Part I

Introduction

1 Introduction

By Craig’s interpolation theorem [Cra57a], for two first-order formulas F and G such that F entails G there exists a third first-order formula H that is entailed by F , entails G and is such that all predicate and function symbols occurring in it occur in both F and G . Such a *Craig interpolant* H can be *constructed* from given formulas F and G , for example by a calculus that allows to extract H from a proof that F entails G , or, equivalently, that the implication $F \rightarrow G$ is valid. Automated construction of interpolants has many applications, in the area of computational logic most notably in symbolic model checking, initiated with [McM03], and in query reformulation [Mar07, NSV10, BdBF⁺10, TW11, BBtC13, BtCT14, HTW15, BLtCT16, BKMT17, TW17]. The foundation for the latter applications is the observation that a reformulated query can be viewed as a *definiens* of a given query where only symbols from a given set, the target language of the reformulation, occur in the definiens. Definability, or *determinacy* as it is called in the database context, that is, existence of such definiens, can be expressed as validity and their synthesis as interpolant construction. For example, a *definiens* H of a unary predicate p within a first-order formula F can be characterized by the conditions

1. F entails $\forall x (p(x) \leftrightarrow H)$.
2. p does not occur in H .

The variable x is allowed to occur free in H . We further assume that x does not occur free in F and let F' denote F with p replaced by a fresh symbol p' . Now the characterization of *definiens* by the two conditions given above can be equivalently expressed as H is a *Craig interpolant of the two formulas* $F \wedge p(x)$ and $\neg(F' \wedge \neg p'(x))$. A definiens H exists if and only if it is valid that the first formula implies the second one.

The construction of Craig interpolants of given first-order formulas has been elegantly specified in the framework of tableaux by Smullyan [Smu68, Fit95]. Although this has been taken as foundation for applications of interpolation in query reformulation [TW11, BLtCT16], it seems hardly used as a basis for the practical computation of first-order interpolants with automated reasoning systems, where the focus so far has been on interpolant extraction from specially constrained resolution proofs (see [BJ15, KV17] for recent overviews and discussions).

Here we approach the computation of interpolants from another paradigm of automated reasoning, the construction of a *clausal tableau*. Expectations are that, on the one hand, the elegance of Smullyan’s interpolation method for “non-clausal” tableaux is preserved and, on the other hand, the foundation for efficient practical implementations is laid.

Various efficient theorem proving methods can be viewed as operating by constructing a clausal tableau [Let99a] (or *clause tableau* [Hä01]). This includes a family of proving methods that are goal-sensitive, typically proceeding with the tableau construction “top-down” by starting with clauses from the theorem in contrast to the axioms, and can be understood in terms of model

elimination [Lov69], the connection method [Bib81], and the Prolog technology theorem prover [Sti88]. One of the leading first-order proving systems of the 1990s, *SETHEO* [GLMS94], followed that approach. *LeanCoP* [Ott10] and recent derivations of it [Kal15, KU15] as well as the *CM* component of *PIE* [DW97, Wer16] are such systems that are in active duty today.

Another family of methods constructs clausal tableaux “bottom-up” by starting with axioms. This includes for example *SATCHMO* [BM88] and the hyper tableau calculus [BFN96] (see [Hä01] for a presentation in the context of clausal tableaux in general), with implementations such as *Hyper*, formerly called *E-KRHyper* [PW07, Wer03]. Hyper tableau construction is also used in high-performance description logic reasoners [MSH09]. Methods of the instance-based approach to theorem proving (see [BT10] for an overview) should in general be suited to construct clausal tableaux.

An essential distinction of clausal tableau methods from resolution-based methods is that at the tableau construction only instances of *input clauses* are created and incorporated. Clauses are not broken apart and joined as in a resolution step. Nevertheless, clausal tableau methods might be complemented by preprocessors that perform such operations. An essential distinction from “non-clausal” tableau methods is that with the clausal form only a particularly simple formula structuring has to be considered, in essence sets of clauses. Through preprocessing with conversion to prenex form and Skolemization, the handling of quantifications amounts for clausal tableau methods just to the handling of free variables.

There are many known ways to strengthen Craig’s interpolation theorem, which ensure for given formulas F and G that satisfy certain syntactic restrictions the existence of an interpolant H that also satisfies certain syntactic restrictions. For example, that predicates occur in H only with *polarities* with which they occur in both F and G . (A predicate occurs with *positive* (*negative*) polarity in a formula if it occurs there in the scope of an even (odd) number of negation operators.) The respective strengthened interpolation theorem is due to Lyndon [Lyn59], hence we call Craig interpolants that meet this restriction *Craig-Lyndon interpolants*.

Access interpolation [BLtCT16] is a variant of Craig-Lyndon interpolation that applies to formulas in which quantifiers only occur relativized by atoms, as for example in

$$\forall x (r(x) \rightarrow \exists y \exists z (s(x, y, z) \wedge \top)). \quad (\text{i})$$

A relativizing atom together with the argument positions of those variables that are not quantified by the associated quantifiers is viewed as a *binding pattern* or *access pattern*. For example, in (i) we have $r(x)$ together with the empty set of argument positions and $s(x, y, z)$ together with $\{1\}$, because x at the first argument position of $s(x, y, z)$ is not quantified by $\exists y \exists z$. Positions specified in the set are also called *input* positions, while the quantified positions are *output* positions, corresponding to their role in a naive formula evaluation. Access interpolation strengthens Craig-Lyndon interpolation by requiring that also the

binding patterns occurring in the interpolant formula are subsumed by binding patterns occurring in a specific way in the input formulas.

In [BLtCT16] it has been shown that many tasks in database query reformulation can be expressed in terms of access interpolation, applied to construct definientia of queries that are in a certain vocabulary and involve only certain binding patterns which makes them evaluable in a certain sense. A variant of Craig-Lyndon interpolation by Otto [Ott00] has been suggested in [NSV10] as a technique to take relativization into account. In [BLtCT16] access interpolation is presented as a generalization of Otto’s interpolation and constructively proven on the basis of Smullyan’s tableau method following the presentation in [Fit95].

Our Craig-Lyndon interpolation method based on clausal tableaux proceeds in two stages, with some similarity to resolution-based methods discussed in [Hua95, BL11, BJ15, KV17], which compute in a first stage a so-called *relational* or *weak* interpolant that satisfies the vocabulary restriction on interpolants with respect to predicate symbols but possibly not with respect to function symbols. In our clausal tableau method we separate the two stages at a different point, more directly related to Herbrand’s theorem, by constructing in the first stage a ground interpolant of a Herbrand expansion of the Skolemized input formulas. In both approaches, the result of the first stage is in the second stage lifted to an actual interpolant of the original input formulas by replacing terms with variables and attaching a specific quantifier prefix.

Access interpolants, however, involve only relativized quantification, which seems not to fit together with a global quantifier prefix, at least unless predicates used as relativizers are not assumed to have nonempty extensions.¹ Hence, for access interpolation we do not apply our two-stage approach for Craig-Lyndon interpolation, but extract the interpolant in a single stage where a form of lifting that only applies to subformulas corresponding to scopes of relativized quantifiers is incorporated. In essence, we simulate there Smullyan’s technique with clausal tableaux. Nevertheless we use Skolemized clauses. Correspondence to Smullyan’s tableaux is achieved by a structure preserving normal form. No restrictions are posed on the method used to compute the closed clausal tableau. To ensure certain constraints on the tableau structure that are necessary for properly simulating Smullyan’s interpolant extraction, the closed tableau returned by the prover is restructured in a postprocessing step by transformation operations on clausal tableaux.

The rest of this paper is structured as follows: Part II is concerned with Craig-Lyndon interpolation. After notation and basic terminology have been

¹ If relativizer predicates are assumed to have nonempty extensions, quantifiers together with their relativizing literals can be moved to the prefix, justified in essence by the following entailments shown here for a unary relativizer predicate r , but holding analogously also for relativizers with larger arity. If F and G are formulas such that x does not occur free in G , then:

$$\begin{aligned} \exists x r(x) &\models (\exists x (r(x) \wedge F) \vee G) \leftrightarrow \exists x (r(x) \wedge (F \vee G)). \\ \exists x r(x) &\models (\forall x (r(x) \rightarrow F) \wedge G) \leftrightarrow \exists x (r(x) \rightarrow (F \wedge G)). \end{aligned}$$

specified in Sect. 2, precise accounts of *clausal tableau* and related notions are given in Sect. 3. In Sect. 4 then the extraction of ground interpolants from closed clausal ground tableaux as obtained by first-order provers is specified and proven correct. If the tableau has been constructed for a clausal formula obtained via Skolemization from the two original input formulas, the ground interpolant allows a lifting conversion to a quantified formula that is an interpolant of the two original input formulas. This is specified and proven correct in Sect. 5. Section 6 concludes the part on Craig-Lyndon interpolation with a discussion of related work, possible refinements of the method and issues for further research. Part III is concerned with access interpolation. Notation and basic concepts follow Sect. 2 and 3. Underlying notions of access interpolation from the literature are recapitulated in Sect. 7. A structure-preserving clausal normalization of the relativized input formulas is described in Sect. 8. The extraction of an access interpolant from a closed clausal ground tableau for such normalized clauses that, in addition, meets certain specific structural constraints is then specified in Sect. 10 and proven correct in Sect. 11. Tableau conversions that ensure the structural constraints required for access interpolant extraction are specified in Sect. 12 and illustrated with examples Sect. 13. Section 14 concludes the part on access interpolation with a discussion of related work, possible refinements of the method and issues for further research. Part IV concludes the paper with a summary of its main contributions.

Material from this work has been presented as a poster at *TABLEAUX 2017* in September 2017.

Part II

Craig-Lyndon Interpolation with Clausal Tableaux

2 Notation and Basic Terminology

We basically consider first-order logic without equality. Atoms are of the form $p(t_1, \dots, t_n)$, where p is a *predicate symbol* (briefly *predicate*) with associated arity $n \geq 0$ and t_1, \dots, t_n are terms formed from *function symbols* (briefly *functions*) with associated arity ≥ 0 and *individual variables* (briefly *variables*). Function symbols with arity 0 are also called *individual constants* (briefly *constants*).

Unless specially noted, a *formula* is understood as a formula of first-order logic without equality, constructed from atoms, constant operators \top, \perp , the unary operator \neg , binary operators \wedge, \vee and quantifiers \forall, \exists with their usual meaning. Further binary operators $\rightarrow, \leftarrow, \leftrightarrow$, as well as n -ary versions of \wedge and \vee can be understood as meta-level shorthand. Also quantification upon a set of variables is used as shorthand for successive quantification upon each of its elements. The operators \wedge and \vee bind stronger than \rightarrow, \leftarrow and \leftrightarrow . The scope of \neg , the quantifiers, and the n -ary connectives is the immediate subformula to the right. Formulas in which no functions with exception of constants occur are called *relational*. Formulas in which no predicates with arity larger than zero and no quantifiers occur are called *propositional*.

A subformula occurrence has in a given formula *positive (negative) polarity*, or is said to occur *positively (negatively)* in the formula, if it is in the scope of an even (odd) number of negations. If E is a term or a formula, then the set of variables that occur *free* in E is denoted by $\text{var}(E)$, the set of functions occurring in E by $\text{fun}(E)$, and the set of constants occurring in E by $\text{const}(E)$. If F is a formula, then the set of pairs of predicates occurring in F coupled with an identifier of the respective polarity of the atom in which they occur is denoted by $\text{pred}(F)$ and the set of pairs of atoms occurring in F coupled with an identifier of the respective polarity in which they occur as $\text{lit}(F)$. The notation $\text{var}(E)$, $\text{fun}(E)$ and $\text{const}(E)$ is also used with sets E of terms or formulas, where it stands for the union of the respective function applied to each member of E . A term or quantifier-free formula in which no free variable occurs is called *ground*. Symbols not present in the formulas and other items under discussion are called *fresh*.

A *literal* is an atom or a negated atom. If A is an atom, then the *complement* of A is $\neg A$ and the complement of $\neg A$ is A . The complement of a literal L is denoted by \bar{L} . A *clause* is a (possibly empty) disjunction of literals. A *clausal formula* is a (possibly empty) conjunction of clauses, called the *clauses* in the formula.

The notion of *substitution* used here follows [BS01]: A *substitution* is a mapping from variables to terms which is almost everywhere equal to identity. If σ is a substitution, then the *domain* of σ is the set of variables $\text{dom}(\sigma) \stackrel{\text{def}}{=} \{x \mid x\sigma \neq x\}$, the *range* of σ is $\text{rng}(\sigma) \stackrel{\text{def}}{=} \bigcup_{x \in \text{dom}(\sigma)} \{x\sigma\}$, and the *restriction* of σ to a set \mathbf{x} of variables, denoted by $\sigma|_{\mathbf{x}}$, is the substitution which is equal to the identity everywhere except over $\mathbf{x} \cap \text{dom}(\sigma)$, where it is equal to σ . The identity substitution is denoted by Identity . A substitution can be represented as a function by a set of bindings of the variables in its domain, e.g., $\{x_1 \mapsto t_1, \dots, x_n \mapsto t_n\}$.

The application of a substitution σ to a term or a formula E is written as $E\sigma$ and $E\sigma$ is called an *instance* of E . Composition of substitutions is written as juxtaposition. Hence, if σ and γ are both substitutions, then $E\sigma\gamma$ stands for $(E\sigma)\gamma$.

For injective substitutions we use the following additional notation: If σ is an injective substitution and E is a term or a formula, then $E\langle\sigma^{-1}\rangle$ denotes E with all occurrences of subterms s that are in the range of σ and are not a strict subterm of another subterm in the range of σ replaced by the variable that is mapped by σ to s . As an example let $\sigma = \{x \mapsto f(a), y \mapsto g(f(a))\}$. Then

$$p(h(f(a), g(f(a))))\langle\sigma^{-1}\rangle = p(h(x, y)).$$

The *principal functor* of a term that is not a variable is its outermost function symbol. If S is a set of function symbols, then a term with a principal functor in S is also called an *S-term*.

We write $F \models G$ for F entails G ; $\models F$ for F is valid; and $F \equiv G$ for F is equivalent to G , that is, $F \models G$ and $G \models F$. With $F \models G \models H$ we abbreviate $F \models G$ and $G \models H$.

3 Clausal First-Order Tableaux

The following definition makes the variant of clausal tableaux that we use as basis for interpolation precise. It is targeted at modeling tableau structures produced by efficient fully automated first-order proving systems based on different calculi.

Definition 1 (Clausal Tableau and Related Notions).

(i) Let F be a clausal formula. A *clausal tableau* (briefly *tableau*) for F is a finite ordered tree whose nodes N with exception of the root are labeled with a literal, denoted by $\text{lit}(N)$, such that the following condition is met: For each node N of the tableau the disjunction of the labels of all its children in their left-to-right order, denoted by $\text{clause}(N)$, is an instance of a clause in F . A value of $\text{clause}(N)$ for a node N in a tableau is called a *clause of* the tableau.

(ii) A node N of a tableau is called *closed* if and only if it has an ancestor N' with $\text{lit}(N') = \overline{\text{lit}(N)}$. With a closed node N , a particular such ancestor N' is associated as the value of $\text{tgt}(N)$. A tableau is called *closed* if and only if all of its leaves are closed.

(iii) A tableau is called *ground* if and only if for all its nodes N holds that $\text{lit}(N)$ is ground.

The most immediate relationship of clausal tableaux to the semantics of clausal formulas is that the universal closure of a clausal formula is unsatisfiable if and only if there exists a closed clausal tableau for the clausal formula. Knowing that there are sound and complete calculi that operate by constructing a closed clausal tableau for an unsatisfiable clausal formula we can state the following proposition:

Proposition 2 (Unsatisfiability and Computation of Closed Clausal Tableaux). *There is an effective method that computes from a clausal formula F a closed clausal tableau for F if and only if $\forall x_1 \dots \forall x_n F$, where $\{x_1, \dots, x_n\} = \text{var}(F)$, is unsatisfiable. Moreover, this also holds if terms in the literal labels of tableau nodes are constrained to ground terms formed from functions occurring in F and, in case there is no constant occurring in F , an additional fresh constant.*

Our objective is here interpolant construction on the basis of clausal tableaux produced by fully automated systems. This has effect on some aspects of our formal notion of *clausal tableau*: All occurrences of variables in the literal labels of a tableau as defined in Def. 1.i are free and the scope of these variables spans all literal labels of the whole tableau. In more technical terms, this means that the tableaux are *free variable tableaux* (see [Let99a, p. 158ff]) with *rigid* variables (see [Hä01, p. 114]). Tableaux with only clause-local variables can, however, of course be expressed by just using different variables in each tableau clause. Thus, although our notion of tableaux involves rigid variables, this does not in any way imply that our interpolant construction based on it applies only to tableaux whose *construction* involved rigid variables.

Another aspect concerns the definition of *closed* for nodes and for tableaux: A tableau is closed if all of its *leaves* are closed, which does, however, not exclude that also an inner node of a closed tableau might be closed. For the *construction* of a closed tableau in theorem proving it is pointless to attach children to an already closed node. In our context, however, operations such as instantiating literal labels and certain tableau transformations might introduce inner closed nodes. To let the results of such operations be tableaux again, we thus have to permit closed inner nodes. A tableau simplification to eliminate these is shown in Sect. 12.

4 Ground Interpolant Extraction from Clausal Tableaux

As shown by Craig [Cra57a], for first-order formulas F and G such that $F \models G$, an “intermediate” formula H such that $F \models H \models G$ can be constructed, whose predicates and functions are occurring in both F and G . That this also holds if in addition the polarities of predicate occurrences in H are constrained to polarities in which they occur in both F and G is attributed to Lyndon [Lyn59], such that formulas H are sometimes called *Lyndon interpolants* in analogy to *Craig interpolants*. We call them here *Craig-Lyndon interpolants*.

Definition 3 (Craig-Lyndon Interpolant). Let F, G be formulas such that $F \models G$. A *Craig-Lyndon interpolant* of F and G is a formula H such that

1. $F \models H \models G$.
2. $\text{pred}(H) \subseteq \text{pred}(F) \cap \text{pred}(G)$.
3. $\text{fun}(H) \subseteq \text{fun}(F) \cap \text{fun}(G)$.

Smullyan [Smu68] specifies in his framework of non-clausal tableaux an elegant technique to extract a Craig-Lyndon interpolant from a tableau that represents a proof of $F \models G$, which is also presented in Fitting's book [Fit95]. The handling of propositional connectives in this method can be straightforwardly transferred to clausal tableaux. Quantifiers, however, have to be processed differently to match their treatment in clausal tableaux by conversion to prenex form and Skolemization.

The overall interpolant extraction from a closed clausal tableau then proceeds in two stages, analogously as described for resolution-based methods in [Hua95, BL11, BJ15, KV17]. In the first step a “rough interpolant” is constructed which needs postprocessing by replacing terms with variables and attaching a quantifier prefix on these variables to yield an actual interpolant. This second stage will be specified in Sect. 5 and discussed further in Sect. 6.1 and 15. As we will see now, on the basis of clausal tableaux the first stage can be specified and verified with proofs by a straightforward adaption of Smullyan's method in an almost trivially simple way.

Our interpolant construction is based on a variant of clausal tableaux where nodes have an additional *side* label that is shared by siblings and indicates whether the tableau clause is an instance of an input clause derived from the formula of the left side or the formula on the right side of the entailment underlying the interpolation.

Definition 4 (Two-Sided Clausal Tableau and Related Notions).

(i) Let F_L, F_R be clausal formulas. A *two-sided clausal tableau* for F_L and F_R (or briefly *tableau* for the *two* formulas) is a clausal tableau for $F_L \wedge F_R$ whose nodes N with exception of the root are labeled additionally with a *side* $\text{side}(N) \in \{L, R\}$, such that the following conditions are met:

1. If N and N' are siblings, then $\text{side}(N) = \text{side}(N')$.
2. If N' is a child of N , then $\text{clause}(N)$ is an instance of a clause in $F_{\text{side}(N')}$.

The *side* of a clause $\text{clause}(N)$ in a tableau is the value of the side label of the children of N .

- (ii) For $S \in \{L, R\}$ and nodes N of a two-sided clausal tableau define

$$\text{branch}_S(N) \stackrel{\text{def}}{=} \bigwedge_{N' \in B \text{ and } \text{side}(N')=S} \text{lit}(N'),$$

where B is the union of $\{N\}$ with the set of the ancestors of N .

The following definition specifies an adaption of the handling of propositional connectives in [Smu68, Chap. XV] and [Fit95, Chap. 8.12] to construct interpolants from non-clausal tableaux. Differently from these works, the specification is here not in terms of tableau manipulation rules that deconstruct the tableau bottom-up, but inductively, as a function that maps a node to a formula.

Definition 5 (Interpolant Extraction from a Clausal Ground Tableau).

Let N be a node of a closed two-sided clausal ground tableau. The value of $\text{ipol}(N)$ is a formula, defined inductively as follows:

- i. If N is a leaf, then the value of $\text{ipol}(N)$ is determined by the values of $\text{side}(N)$ and $\text{side}(\text{tgt}(N))$ as specified in the following table:

$\text{side}(N)$	$\text{side}(\text{tgt}(N))$	$\text{ipol}(N)$
L	L	\perp
L	R	$\text{lit}(N)$
R	L	$\overline{\text{lit}(N)}$
R	R	\top

- ii. If N is an inner node with children N_1, \dots, N_n where $n \geq 1$, then the value of $\text{ipol}(N)$ is composed from the values of ipol for the children, disjunctively or conjunctively, depending on the side label of the children (which is the same for all of them), as specified in the following table:

$\text{side}(N_1)$	$\text{ipol}(N)$
L	$\bigvee_{i=1}^n \text{ipol}(N_i)$
R	$\bigwedge_{i=1}^n \text{ipol}(N_i)$

The following lemma associates semantic and syntactic properties with the formula obtained as value of applying ipol to the root of a closed ground tableau. These properties imply the conditions required from an interpolant (Def. 3). In the resolution-based two-stage methods [Hua95, BL11, BJ15, KV17], the role of these ground interpolants is played by formulas that do *not* meet all conditions required from an interpolant, so-called *relational interpolants*, *weak interpolants* or *provisional interpolants*, which have slightly different precise characterizations, but in essence meet conditions 1. and 2. of Def. 3, but possibly not condition 3.

The background of the difference is that we use a different “modularization” of first-order interpolation in two stages: Our Lemma 6 concerns just interpolants of *ground* formulas. Their relationship to the original input formulas of the overall first-order interpolation task is only considered with the second stage of interpolant construction discussed in Sect. 5.

Lemma 6 (Correctness of Interpolant Extraction from Clausal Ground Tableaux). *Let F_L, F_R be clausal ground formulas and let T be a closed two-sided clausal ground tableau for F_L and F_R . Then If N is the root of T , then*

1. $F_L \models \text{ipol}(N) \models \neg F_R$.
2. $\text{lit}(\text{ipol}(N)) \subseteq \text{lit}(F_L) \cap \text{lit}(\neg F_R)$.

Proof. We show the following property of ipol that invariantly holds for all nodes of the tableau, including the root, which immediately implies the proposition: For all nodes N of T it holds that

- (a) $F_L \wedge \text{branch}_L(N) \models \text{ipol}(N) \models \neg F_R \vee \neg \text{branch}_R(N)$.
- (b) $\text{lit}(\text{ipol}(N)) \subseteq \text{lit}(F_L \wedge \text{branch}_L(N)) \cap \text{lit}(\neg F_R \vee \neg \text{branch}_R(N))$.

This is proven by induction on the tableau structure, proceeding from leaves upwards. We prove the base case, where N is a leaf, by showing (a) and (b) for all possible values of $\text{side}(N)$:

- Case $\text{side}(N) = \text{L}$:
 - Case $\text{side}(\text{tgt}(N)) = \text{L}$: Immediate since then $\text{branch}_{\text{L}}(N) \models \perp = \text{ipol}(N)$.
 - Case $\text{side}(\text{tgt}(N)) = \text{R}$: Then $\text{ipol}(N) = \text{lit}(N)$. Properties (a) and (b) follow because $\text{lit}(N)$ is a conjunct of $\text{branch}_{\text{L}}(N)$ and $\overline{\text{lit}(N)}$ is a conjunct of $\text{branch}_{\text{R}}(N)$.
- Case $\text{side}(N) = \text{R}$:
 - Case $\text{side}(\text{tgt}(N)) = \text{L}$: Then $\text{ipol}(N) = \overline{\text{lit}(N)}$. Properties (a) and (b) follow because $\overline{\text{lit}(N)}$ is a conjunct of $\text{branch}_{\text{L}}(N)$ and $\text{lit}(N)$ is a conjunct of $\text{branch}_{\text{R}}(N)$.
 - Case $\text{side}(\text{tgt}(N)) = \text{R}$: Immediate since then $\text{ipol}(N) = \top \models \neg \text{branch}_{\text{R}}(N)$.

To show the induction step, assume that N is an internal node with children N_1, \dots, N_n . Consider the case where the side of the children is L. The induction step for the case where the side of the children is R can be shown analogously. By the induction hypothesis we can assume that for all $i \in \{1, \dots, n\}$ it holds that

$$F_{\text{L}} \wedge \text{branch}_{\text{L}}(N_i) \models \text{ipol}(N_i) \models \neg F_{\text{R}} \vee \neg \text{branch}_{\text{R}}(N_i),$$

which, since $\text{side}(N_i) = \text{L}$, is equivalent to

$$F_{\text{L}} \wedge \text{branch}_{\text{L}}(N) \wedge \text{lit}(N_i) \models \text{ipol}(N_i) \models \neg F_{\text{R}} \vee \neg \text{branch}_{\text{R}}(N).$$

Since $\text{ipol}(N) = \bigvee_{i=1}^n \text{ipol}(N_i)$ it follows that

$$F_{\text{L}} \wedge \text{branch}_{\text{L}}(N) \wedge \bigvee_{i=1}^n \text{lit}(N_i) \models \text{ipol}(N) \models \neg F_{\text{R}} \vee \neg \text{branch}_{\text{R}}(N).$$

Because $\bigvee_{i=1}^n \text{lit}(N_i) = \text{clause}(N)$ is an instance of a clause in F_{L} and thus entailed by F_{L} the semantic requirement (a) of the induction conclusion follows:

$$F_{\text{L}} \wedge \text{branch}_{\text{L}}(N) \models \text{ipol}(N) \models \neg F_{\text{R}} \vee \neg \text{branch}_{\text{R}}(N).$$

The syntactic requirement (b) follows from the induction assumption and because in general for all nodes N of a two-sided clausal ground tableau for clausal ground formulas F_{L} and F_{R} it holds that all literals in $\text{branch}_{\text{L}}(N)$ occur in some clause of F_{L} and all literals in $\text{branch}_{\text{R}}(N)$ occur in some clause of F_{R} . \square

Lemma 6 immediately yields a construction method for Craig-Lyndon interpolants of propositional and, more general, ground formulas:

Theorem 7 (Craig-Lyndon Interpolation for Ground Formulas). *There is an effective method to compute from ground formulas F, G such that $F \models G$ a Craig-Lyndon interpolant of F and G that is ground.*

Proof. Convert F and $\neg G$ to equivalent clausal formulas and compute a closed two-sided clausal tableau for them. The existence of such a tableau follows from Prop. 2. Let N be the root of the tableau. Return $\text{ipol}(N)$. That the result is ground and an interpolant of F and G follows from Lemma 6 and Def. 3. \square

5 Lifting Ground Interpolants

As stated by Theorem 7, Lemma 6 justifies the construction of interpolants of ground formulas. We now generalize this to interpolants of first-order formulas with arbitrary quantifications. The starting point is a ground interpolant obtained from a closed clausal tableaux according to Lemma 6. The tableau is now for two clausal formulas that have been obtained from first-order formulas by Skolemization and conversion to clausal form. By a postprocessing lifting operation, the ground interpolant is converted to an interpolant of the two original first-order formulas. Terms with function symbols that do not occur in both original formulas are there replaced by variables and a suitable quantifier prefix upon these variables is attached. The postprocessing is easy to implement, it effects at most a linear increase of the formula size and its computational effort amounts to sorting the replaced terms according to their size.

This lifting technique has been shown in essence in [Hua95], where it has been proven on the basis of a resolution-based interpolation method, however, as observed in [KV17], with an error regarding equality handling. Another proof, seemingly obtained independently from [Hua95], is provided as [BL11, Lemma 8.2.2]. Aspects of Huang’s work as well as further related works have been discussed recently in [BJ15, BKMT17, KV17].²

Before the formal presentation, we sketch the postprocessing operation informally: Let F and G be first-order formulas such that $F \models G$. Let H^* be the interpolant obtained according to Lemma 6 for the ground clauses of a tableau that has been constructed (by some clausal tableau calculus) for the results of Skolemizing and clausifying F and $\neg G$. Consider those terms occurring in H^* whose principal functor is not in both of F and G , which include all terms with Skolem functors. Associate a fresh variable with each of these terms that has in H^* a maximal occurrence, that is, an occurrence that is not as strict subterm of another considered term. Let H' be H^* with each maximal occurrence of such a term replaced by the corresponding variable. Order these variables such that a variable whose corresponding term is a subterm of another variable precedes that other variable. Convert the ordered variables to a quantifier prefix Q by adding \exists in front of each variable whose corresponding term has a principal functor that occurs only in F or has been introduced at Skolemizing F , and adding \forall in front of each variable whose corresponding term has a principal functor that occurs only in G or has been introduced at Skolemizing G . The formula QH' is then an interpolant of the original formulas F and G .

We now turn to the formal presentation and prove the lifting technique, independently from the proofs in [Hua95] and [BL11]. Differently from these proofs, we do not incorporate resolution or any other particular calculus, but, more abstractly, refer to Herbrand’s theorem and the constructability of ground interpolants justified by Prop. 2 and Lemma 6. Aspects of Huang’s proof will be further compared in Sect. 6.1.

² The author is indebted to Michael Benedikt for bringing the similarity of Huang’s lifting to independently developed results to attention.

To capture the semantics of Skolemization and to eliminate function symbols that occur only on a single side of the two interpolation formulas we apply second-order quantification upon function symbols in intermediate formulas. In particular, we make use of the following two properties:

Proposition 8 (Second-order Skolemization). *Let F be a formula. Assume that x_1, \dots, x_n, y are variables that do not occur bound in F and that f is an n -ary function symbol that does not occur at all in F . Then*

$$\forall x_1 \dots \forall x_n \exists y F \equiv \exists f \forall x_1 \dots \forall x_n F\{y \mapsto f(x_1, \dots, x_n)\}.$$

Proposition 9 (Inessential Quantifications in Entailments). *Let F, G be formulas and let \mathbf{x}, \mathbf{y} be sets of predicate and function symbols such that $\mathbf{x} \cap (\text{pred}(G) \cup \text{fun}(G)) = \mathbf{y} \cap (\text{pred}(F) \cup \text{fun}(F)) = \emptyset$. Then*

$$\exists \mathbf{x} F \models \forall \mathbf{y} G \text{ if and only if } F \models G.$$

Proposition 9 includes the special case of quantification upon nullary functions, that is, constants, which is actually *first-order* quantification upon them in the role of variables. On the right side of the equivalence stated by the proposition, where they occur free, they can be viewed as constants or as free variables.

We now consider the lifting technique in detail, presented in three parts in the form of a sequence of two lemmas and a theorem. First, in Lemma 10 the term replacement and quantifier prefix construction is formally specified. The lemma refers to several formulas, sets of function symbols and substitutions, related through preconditions under which the constructed formula is a Craig-Lyndon interpolant. The core of the proof of that lemma is an induction that justifies the construction of the quantifier prefix. The second lemma, Lemma 11, presupposes only two first-order formulas, the first entailing the second, and states existence of the items presupposed by Lemma 10. In its proof Herbrand's theorem is applied and the existence of a closed tableau for an unsatisfiable ground formula (implied by Prop. 2) as well as the existence of a ground interpolant based on such a tableau (Lemma 6) are supposed. Theorem 12, finally, states that there is an effective method to compute Craig-Lyndon interpolants of first-order formulas. Its proof in essence matches a method for interpolant construction based on clausal tableaux with the proof of Lemma 11.

We start with Lemma 10, where the lifting construction is formally specified and preconditions are given under which the constructed formula is a Craig-Lyndon interpolant.

Lemma 10 (Lifting Ground Interpolants). *Let F, G be formulas, let F^*, G^*, H^* be ground formulas, and let F', G', H' be quantifier-free formulas. Let \mathbf{f} and \mathbf{g} be disjoint finite sets of function symbols, let \mathbf{x} and \mathbf{y} be disjoint finite sets of variables and let μ, ϕ be substitutions with the following properties:*

- (a) $F^* \models H^* \models G^*$.
- (b) $\text{lit}(H^*) \subseteq \text{lit}(F^*) \cap \text{lit}(G^*)$.
- (c) $\text{pred}(F^*) \subseteq \text{pred}(F), \text{pred}(G^*) \subseteq \text{pred}(G)$.

- (d) $\text{dom}(\mu) = \mathbf{x} \cup \mathbf{y}$.
- (e) $\text{rng}(\mu|_{\mathbf{x}}) = \{t \mid t \text{ is a } \mathbf{g}\text{-term occurring in } F^* \text{ or in } G^*\},$
 $\text{rng}(\mu|_{\mathbf{y}}) = \{t \mid t \text{ is an } \mathbf{f}\text{-term occurring in } F^* \text{ or in } G^*\}.$
- (f) μ is an injection.
- (g) $F' = F^* \langle \mu^{-1} \rangle, G' = G^* \langle \mu^{-1} \rangle, H' = H^* \langle \mu^{-1} \rangle.$
- (h) $\text{fun}(F') \subseteq \text{fun}(F), \text{fun}(G') \subseteq \text{fun}(G).$
- (i) $\text{dom}(\phi) = \mathbf{x} \cup \mathbf{y}.$
- (j) $\text{var}(\text{rng}(\phi|_{\mathbf{y}})) \subseteq \mathbf{x}, \text{var}(\text{rng}(\phi|_{\mathbf{x}})) \subseteq \mathbf{y}.$
- (k) $\phi\mu = \mu.$
- (l) $F \models \exists \mathbf{f} \forall \mathbf{x} F' \phi|_{\mathbf{y}}, \forall \mathbf{g} \exists \mathbf{y} G' \phi|_{\mathbf{x}} \models G.$

Let $\{z_1, \dots, z_n\}$ be $\text{var}(H')$ ordered such that for $i, j \in \{1, \dots, n\}$ it holds that if $z_i\mu$ is a strict subterm of $z_j\mu$, then $i < j$ and, for $i \in \{1, \dots, n\}$, let $Q_i \stackrel{\text{def}}{=} \forall$ if $z_i \in \mathbf{x}$ and let $Q_i \stackrel{\text{def}}{=} \exists$ if $z_i \in \mathbf{y}$. Then

$Q_1 z_1 \dots Q_n z_n H'$ is a Craig-Lyndon interpolant of F and G .

Proof. We first show with the following statements (1) and (2) the syntactic properties of a Craig-Lyndon interpolant, items (2.) and (3.) of Def. 3. Let $\mathbf{Q} \stackrel{\text{def}}{=} Q_1 z_1 \dots Q_n z_n$.

- (1) $\text{pred}(\mathbf{Q}H') \subseteq \text{pred}(F) \cap \text{pred}(G).$
- (2) $\text{fun}(\mathbf{Q}H') \subseteq \text{fun}(F) \cap \text{fun}(G).$

From (g) it follows that $\text{pred}(H') \subseteq \text{pred}(H^*)$, which, together with (b) and (c), implies statement (1). From (g) and (b) it follows that $\text{lit}(H') \subseteq \text{lit}(F') \cap \text{lit}(G')$, which, together with (h), implies statement (2). It remains to prove the semantic condition, item (1.) of Def. 3. Let $\{w_1, \dots, w_m\}$ be $\mathbf{x} \cup \mathbf{y}$ ordered such that for $i, j \in \{1, \dots, m\}$ it holds that if $w_i\mu$ is a strict subterm of $w_j\mu$ then $i < j$ and the ordering of $\{z_1, \dots, z_n\}$ is extended, that is, if $w_a = z_c, w_b = z_d$ and $c < d$, then $a < b$. For $i \in \{1, \dots, m\}$ let $R_i \stackrel{\text{def}}{=} \forall$ if $w_i \in \mathbf{x}$ and let $R_i \stackrel{\text{def}}{=} \exists$ if $w_i \in \mathbf{y}$. Let $\mathbf{R} \stackrel{\text{def}}{=} R_1 w_1 \dots R_m w_m$. It then holds that

- (3) $F' \models H' \models G'.$
- (4) $\mathbf{R}F' \models \mathbf{R}H' \models \mathbf{R}G'.$
- (5) $\mathbf{R}F' \models \mathbf{Q}H' \models \mathbf{R}G'.$

Step (3) follows from (a), and (g). Step (4) follows from (3). Step (5) is equivalent to (4) because the quantifier prefix \mathbf{Q} consists of exactly those quantifications in \mathbf{R} that are upon variables occurring in H' , in the same order as in \mathbf{R} . Given (5), the semantic property of a Craig-Lyndon interpolant that we are going to prove follows if $F \models \mathbf{R}F'$ and $\mathbf{R}G' \models G$. We now conclude the proof of the lemma by deriving $F \models \mathbf{R}F'$. That $\mathbf{R}G' \models G$ can be shown analogously. For $i \in \{0, \dots, m\}$ we define:

- (6) $\mathbf{R}_i \stackrel{\text{def}}{=} R_1 w_1 \dots R_i w_i.$
- (7) $\mathbf{x}_i \stackrel{\text{def}}{=} \mathbf{x} \cap \{w_{i+1}, \dots, w_m\}.$
- (8) $\phi_i \stackrel{\text{def}}{=} \phi|_{\mathbf{y} \cap \{w_{i+1}, \dots, w_m\}}.$

Observe that

- (9) $\mathbf{R}_0 = \epsilon.$
- (10) $\mathbf{x}_0 \stackrel{\text{def}}{=} \mathbf{x}.$
- (11) $\phi_0 \stackrel{\text{def}}{=} \phi|_{\mathbf{y}}.$
- (12) $\mathbf{R}_m \stackrel{\text{def}}{=} \mathbf{R}.$
- (13) $\mathbf{x}_m \stackrel{\text{def}}{=} \{\}.$
- (14) $\phi_m \stackrel{\text{def}}{=} \text{Identity}.$

We now show by induction that for all $i \in \{0, \dots, m\}$ it holds that

$$(IP) \quad F \models \exists \mathbf{f} \mathbf{R}_i \forall \mathbf{x}_i F' \phi_i.$$

If $i = m$, then, by (12)–(14), the entailment (IP) equals $F \models \exists \mathbf{f} \mathbf{R} F'$. From (e) and (g) it follows that $\text{fun}(F') \cap \mathbf{f} = \emptyset$. Hence $F \models \exists \mathbf{f} \mathbf{R} F'$ is equivalent to $F \models \mathbf{R} F'$, the entailment to prove.

In the base case $i = 0$ of the induction, the entailment (IP) is by (9)–(11) equal to $F \models \exists \mathbf{f} \mathbf{R} F' \phi|_{\mathbf{y}}$, which is presupposed with (l). To show the induction step we assume as induction hypothesis that (IP) holds for some $i \in \{0, \dots, m-1\}$. The variable w_{i+1} must be either in \mathbf{x} or in \mathbf{y} . In the case $w_{i+1} \in \mathbf{x}$ it holds that $\mathbf{x}_i = \{w_{i+1}\} \cup \mathbf{x}_{i+1}$ and that $\phi_{i+1} = \phi_i$. Thus

- (15) $\exists \mathbf{f} \mathbf{R}_i \forall \mathbf{x}_i F' \phi_i$
- (16) $\equiv \exists \mathbf{f} \mathbf{R}_i \forall w_{i+1} \forall \mathbf{x}_{i+1} F' \phi_{i+1}$
- (17) $\equiv \exists \mathbf{f} \mathbf{R}_{i+1} \forall \mathbf{x}_{i+1} F' \phi_{i+1}.$

In the case $w_{i+1} \in \mathbf{y}$ it holds that $\mathbf{x}_{i+1} = \mathbf{x}_i$ and $\phi_i = \{w_{i+1} \mapsto w_{i+1}\phi\} \phi_{i+1}$. This implies

- (18) $\mathbf{R}_i \forall \mathbf{x}_i F' \phi_i$
- (19) $\equiv \mathbf{R}_i \forall \mathbf{x}_{i+1} F' \{w_{i+1} \mapsto w_{i+1}\phi\} \phi_{i+1}$
- (20) $\models \mathbf{R}_i \exists w_{i+1} \forall \mathbf{x}_{i+1} F' \phi_{i+1}$
- (21) $\equiv \mathbf{R}_{i+1} \forall \mathbf{x}_{i+1} F' \phi_{i+1}.$

That formula (20) is entailed by formula (19) follows from (22) and (23) below:

- (22) $w_{i+1} \notin \text{var}(\text{rng}(\phi_{i+1})).$
- (23) $\mathbf{x}_{i+1} \cap \text{var}(w_{i+1}\phi) = \emptyset.$

Statement (22) follows from (j) since $w_{i+1} \in \mathbf{y}$ and, by definition (8), $\text{rng}(\phi_{i+1}) \subseteq \mathbf{y}$. Statement (23) can be shown as follows: Assume that (23) does not hold. Then there must be a number a such that $w_a \in \mathbf{x}_{i+1} \cap \text{var}(w_{i+1}\phi)$. By definition (7) it follows that $a > i+1$. It also follows that $w_a\mu$ is a strict subterm of $w_{i+1}\phi\mu$, and thus, by (k), also of $w_{i+1}\mu$. From the specification of the ordering of $\{w_1, \dots, w_m\}$ it follows that $a < i+1$, which contradicts with the condition $a > i+1$ just derived. Hence (23) must hold.

The induction conclusion $F \models \exists \mathbf{f} \mathbf{R}_{i+1} \forall \mathbf{x}_{i+1} F' \phi_{i+1}$ now follows from the induction hypothesis $F \models \exists \mathbf{f} \mathbf{R}_i \forall \mathbf{x}_i F' \phi_i$, in the case $w_{i+1} \in \mathbf{x}$ because (17) is entailed by (15), and in the case $w_{i+1} \in \mathbf{y}$ because (21) is entailed by (18). \square

The proof of the following lemma now shows that for given formulas F, G such that $F \models G$ the items presupposed by Lemma 10 exist.

Lemma 11 (Ensuring the Preconditions of Interpolant Lifting). *Let F, G be formulas such that $F \models G$. Then there exist further items such that the preconditions of Lemma 10 are satisfied.*

Proof. We show that there exist ground formulas F^*, G^*, H^* , quantifier-free formulas F', G', H' , disjoint finite sets of function symbols \mathbf{f} and \mathbf{g} , disjoint finite sets \mathbf{x} and \mathbf{y} of variables and substitutions μ, ϕ such that the preconditions of Lemma 10 are satisfied. The overall idea of the proof is to match a “top-down” direction of passing from input formulas to ground formulas by Skolemization, duplicating universally quantified subformulas and instantiating their variables with a “bottom-up” direction, where ground formulas obtained from a proof are generalized by replacing inadmissible terms with variables. Assume the precondition of the lemma to prove, that is,

$$(1) \quad F \models G.$$

By Skolemization (Prop. 8) and, if necessary, adding a quantification upon a fresh constant, we obtain from F and G quantifier-free formulas F_1, G_1 , disjoint finite sets $\mathbf{u}_1, \mathbf{v}_1$ of variables and disjoint finite sets $\mathbf{f}_1, \mathbf{g}_1$ of function symbols such that

- (2) $\text{var}(F_1) = \mathbf{u}_1, \text{var}(G_1) = \mathbf{v}_1.$
- (3) $\text{pred}(F_1) \subseteq \text{pred}(F), \text{pred}(G_1) \subseteq \text{pred}(G).$
- (4) $\text{fun}(F_1) \subseteq \text{fun}(F) \cup \mathbf{f}_1, \text{fun}(G_1) \subseteq \text{fun}(G) \cup \mathbf{g}_1.$
- (5) $(\mathbf{f}_1 \cup \mathbf{g}_1) \cap (\text{fun}(F) \cup \text{fun}(G)) = \emptyset.$
- (6) There is a constant in $\mathbf{f}_1 \cup \mathbf{g}_1.$
- (7) $F \equiv \exists \mathbf{f}_1 \forall \mathbf{u}_1 F_1, G \equiv \forall \mathbf{g}_1 \exists \mathbf{v}_1 G_1.$

The requirement (6) makes sure that a Herbrand universe can be constructed and thus Herbrand’s theorem can be applied if $\mathbf{f}_1 \cup \mathbf{g}_1$ is included in the set of function symbols used to construct terms, and, moreover, that a constant that does not occur in both F and G is available to construct ground instances of formulas with variables, such as clauses of clausal tableaux. Define

$$(8) \quad \mathbf{f} \stackrel{\text{def}}{=} (\text{fun}(F_1) \setminus \text{fun}(G_1)) \cup \mathbf{f}_1, \mathbf{g} \stackrel{\text{def}}{=} (\text{fun}(G_1) \setminus \text{fun}(F_1)) \cup \mathbf{g}_1.$$

Hence

- (9) $\mathbf{f} \cap \text{fun}(G_1) = \mathbf{g} \cap \text{fun}(F_1) = \emptyset.$
- (10) $F \models \exists \mathbf{f} \forall \mathbf{u}_1 F_1 \models \forall \mathbf{g} \exists \mathbf{v}_1 G_1 \models G.$
- (11) $\forall \mathbf{u}_1 F_1 \models \exists \mathbf{v}_1 G_1.$

Step (9) follows, since \mathbf{f}_1 and \mathbf{g}_1 are disjoint, from (8), (5) and (4). Step (10) follows from (9), (8), (7) and (1). Step (11) follows from (10), (9) and Prop. 9. By Herbrand’s theorem it follows from (11) and (6) that there exist quantifier-free

formulas F_2, G_2 , disjoint finite sets $\mathbf{u}_2, \mathbf{v}_2$ of variables and a substitution η such that

- (12) $\text{dom}(\eta) = \mathbf{u}_2 \cup \mathbf{v}_2$.
- (13) $\text{rng}(\eta) \subseteq \{t \mid t \text{ is a ground term constructed from } \text{fun}(F_1) \cup \text{fun}(G_1) \cup \mathbf{f}_1 \cup \mathbf{g}_1\}$.
- (14) $\text{var}(F_2) \subseteq \mathbf{u}_2, \text{var}(G_2) \subseteq \mathbf{v}_2$.
- (15) $\forall \mathbf{u}_1 F_1 \models \forall \mathbf{u}_2 F_2 \models F_2 \eta \models G_2 \eta \models \exists \mathbf{v}_2 G_2 \models \exists \mathbf{v}_1 G_1$.
- (16) $\text{pred}(F_2) \subseteq \text{pred}(F_1), \text{pred}(G_2) \subseteq \text{pred}(G_1)$.
- (17) $\text{fun}(F_2) \subseteq \text{fun}(F_1), \text{fun}(G_2) \subseteq \text{fun}(G_1)$.

With, for example, F_1 as starting formula these steps can intuitively be understood as follows: Convert the quantifier-free formula F_1 to clausal form. A formula F_2 can then be obtained as conjunction of “copies” of its clauses of, that is, clauses with variables renamed to fresh symbols. The set of variables \mathbf{u}_2 consists of all variables occurring in these copies. The formula $F_2 \eta$ is a ground instance of F_2 , obtained by instantiating with terms constructed from function symbols occurring in F_1, G_1, \mathbf{f}_1 or \mathbf{g}_1 . The sets \mathbf{f}_1 and \mathbf{g}_1 are included there to ensure that at least one constant is available there.

Let $\mathbf{u}_3, \mathbf{v}_3$ be disjoint finite sets of variables, also disjoint from \mathbf{u}_2 and \mathbf{v}_2 and let σ be a substitution such that

- (18) $\text{dom}(\sigma) = \mathbf{u}_3 \cup \mathbf{v}_3$.
- (19) $\text{rng}(\sigma|_{\mathbf{v}_3}) = \{t \mid t \text{ is an } \mathbf{f}\text{-term occurring in } F_2\},$
 $\text{rng}(\sigma|_{\mathbf{u}_3}) = \{t \mid t \text{ is an } \mathbf{g}\text{-term occurring in } G_2\}.$
- (20) σ is an injection.

Define

- (21) $F_3 \stackrel{\text{def}}{=} F_2 \langle \sigma^{-1} \rangle, G_3 \stackrel{\text{def}}{=} G_2 \langle \sigma^{-1} \rangle.$
- (22) $F^* \stackrel{\text{def}}{=} F_2 \eta, G^* \stackrel{\text{def}}{=} F_2 \eta.$

Intuitively, F_3 and G_3 can so far be understood as formulas that generalize the intermediate formula F_2 and G_2 , respectively, by having each Skolem term or term with a function symbol that occurs only in one of F or G replaced with a dedicated variable from \mathbf{v}_3 or from \mathbf{u}_3 , respectively. Formulas F^* and G^* are introduced as names of the considered ground instances of F_2 and G_2 , respectively, to match with the symbols used in Lemma 10. Let \mathbf{x}, \mathbf{y} be disjoint finite sets of variables and let μ be a substitutions such that

- (23) $\text{dom}(\mu) = \mathbf{x} \cup \mathbf{y}.$
- (24) $\text{rng}(\mu|_{\mathbf{x}}) = \{t \mid t \text{ is a } \mathbf{g}\text{-term occurring in } F^* \text{ or in } G^*\},$
 $\text{rng}(\mu|_{\mathbf{y}}) = \{t \mid t \text{ is an } \mathbf{f}\text{-term occurring in } F^* \text{ or in } G^*\}.$
- (25) μ is an injection.

Define

- (26) $\phi \stackrel{\text{def}}{=} \{x \mapsto x \mu|_{\mathbf{y}}^{-1} \mid x \in \mathbf{x}\} \cup \{y \mapsto y \mu|_{\mathbf{x}}^{-1} \mid y \in \mathbf{y}\}.$

From (26) along with (24) and (23) it follows that

- (27) $\text{dom}(\phi) = \mathbf{x} \cup \mathbf{y}$.
- (28) $\text{var}(\text{rng}(\phi|_{\mathbf{y}})) \subseteq \mathbf{x}, \text{var}(\text{rng}(\phi|_{\mathbf{x}})) \subseteq \mathbf{y}$.
- (29) $\phi\mu = \mu$.

Define

- (30) $F' \stackrel{\text{def}}{=} F^* \langle \mu^{-1} \rangle, G' \stackrel{\text{def}}{=} G^* \langle \mu^{-1} \rangle$.
- (31) $\rho \stackrel{\text{def}}{=} \{x \mapsto x\sigma\eta \langle \mu^{-1} \rangle \mid x \in \mathbf{u}_2 \cup \mathbf{v}_2 \cup \mathbf{u}_3 \cup \mathbf{v}_3\}$.

It then holds that

- (32) $F_2 = F_3\sigma$.
- (33) $F' = F_3\rho$.

Step (32) follows from (21). By (32) and (22) it follows that $F^* \equiv F_3\sigma\eta$. With (30) and (31) this implies step (33). Intuitively, F' and G' are obtained “bottom-up” from the ground formulas F^* and G^* by replacing all occurrences of terms whose principal functor is a Skolem function or is a function that does occur only in one of F and G which are “maximal”, that is, not a strict subterm of such a term, with associated variables from \mathbf{x} or \mathbf{y} , respectively. Formula F_3 is a common generalization of both F_2 and F' . Analogously, G_3 is a generalization of G_2 and G' . The substitution ρ serves to express the relations of F_3 to F' , and of G_3 to G' . Actually, because $\text{var}(F_3) \subseteq \mathbf{u}_2 \cup \mathbf{v}_3$, and $\text{var}(G_3) \subseteq \mathbf{v}_2 \cup \mathbf{u}_3$, the restriction $\rho|_{\mathbf{u}_2 \cup \mathbf{v}_3}$ of ρ is sufficient for relating F_3 to F' , and $\rho|_{\mathbf{v}_2 \cup \mathbf{u}_3}$ for relating G_3 to G' . Substitutions ρ and σ are related by

- (34) $\sigma\rho = \rho$.

Step (34) can be shown as follows: For members x of $\text{dom}(\rho) \setminus \text{dom}(\sigma) = \mathbf{u}_2 \cup \mathbf{v}_2$ it is evident that $x\sigma\rho = x\rho$. It remains to consider further members of $\text{dom}(\sigma) \cup \text{dom}(\rho) = \text{dom}(\rho) = \mathbf{u}_2 \cup \mathbf{v}_2 \cup \mathbf{u}_3 \cup \mathbf{v}_3$, that is, members of $\mathbf{u}_3 \cup \mathbf{v}_3$. Let x be a member of this set. From (19) and (14) it follows that $\text{var}(x\sigma) \subseteq \mathbf{u}_2 \cup \mathbf{v}_2$. By (18), $\text{dom}(\sigma) \cap (\mathbf{u}_2 \cup \mathbf{v}_2) = \emptyset$. Hence $x\sigma\sigma = x\sigma$. From (31), the definition of ρ , where now the expression $x\sigma$ can be replaced by the equivalent $x\sigma\sigma$, it follows that $x\sigma\rho = x\rho$, concluding the proof of step (34). We can now derive the following:

- (35) $\text{var}(F_3\sigma) \subseteq \mathbf{u}_2$.
- (36) $\text{var}(F_3\sigma\rho\phi|_{\mathbf{y}}) \subseteq \mathbf{x}$.
- (37) $\forall \mathbf{u}_2 F_3\sigma \models \forall \mathbf{x} F_3\sigma\rho\phi|_{\mathbf{y}}$.
- (38) $\forall \mathbf{u}_2 F_3\sigma \models \forall \mathbf{x} F_3\rho\phi|_{\mathbf{y}}$.
- (39) $\forall \mathbf{u}_2 F_2 \models \forall \mathbf{x} F'\phi|_{\mathbf{y}}$.
- (40) $F \models \exists \mathbf{f} \forall \mathbf{x} F'\phi|_{\mathbf{y}}$.

Step (35) follows from (32) and (14). Step (36) follows from (35), (31), (27) and (28). Step (37) follows since $F_3\sigma$ is an instance of $F_3\sigma\rho\phi|_{\mathbf{y}}$ and, by (35)

and (36), the free variables of the two formulas are subsets of the variables \mathbf{u}_2 and \mathbf{x} , respectively, that are universally quantified in (37). Step (38) follows from (37) and (34). Step (39) follows from (38) by contracting F_2 and F' according to (32) and (33). Step (40) follows from (39), (15) and (10).

We now turn to the formulas H^* and H' of Lemma 10. Given that any ground formula X can be converted to an equivalent clausal ground formula X' such that $\text{lit}(X') = \text{lit}(X)$ it follows from the special case of Prop. 2 for given ground formulas and Lemma 6 together with (15) and (22) that there exists a ground formula H^* such that

$$(41) \quad F^* \models H^* \models G^*.$$

$$(42) \quad \text{lit}(H^*) \subseteq \text{lit}(F^*) \cap \text{lit}(G^*).$$

Finally, define

$$(43) \quad H' \stackrel{\text{def}}{=} H^* \langle \mu^{-1} \rangle.$$

Now we are ready to show that the specified items meet each precondition of Lemma 11:

- (a) $F^* \models H^* \models G^*$.
Stated as (41).
- (b) $\text{lit}(H^*) \subseteq \text{lit}(F^*) \cap \text{lit}(G^*)$.
Stated as (42).
- (c) $\text{pred}(F^*) \subseteq \text{pred}(F)$, $\text{pred}(G^*) \subseteq \text{pred}(G)$.
Follows from (42), (22), (16) and (3).
- (d) $\text{dom}(\mu) = \mathbf{x} \cup \mathbf{y}$.
Stated as (23).
- (e) $\text{rng}(\mu|_{\mathbf{x}}) = \{t \mid t \text{ is a } \mathbf{g}\text{-term occurring in } F^* \text{ or in } G^*\}$,
 $\text{rng}(\mu|_{\mathbf{y}}) = \{t \mid t \text{ is an } \mathbf{f}\text{-term occurring in } F^* \text{ or in } G^*\}$.
Stated as (24).
- (f) μ is an injection.
Stated as (25).
- (g) $F' = F^* \langle \mu^{-1} \rangle$, $G' = G^* \langle \mu^{-1} \rangle$, $H' = H^* \langle \mu^{-1} \rangle$.
Stated with the definitions (30) and (43).
- (h) $\text{fun}(F') \subseteq \text{fun}(F)$, $\text{fun}(G') \subseteq \text{fun}(G)$.
From (30), (22), (17), (13) and (4) we can conclude: $\text{fun}(F') \subseteq \text{fun}(F^*) \subseteq \text{fun}(F_2\eta) \subseteq \text{fun}(F_1) \cup \text{fun}(G_1) \cup \mathbf{f}_1 \cup \mathbf{g}_1 \subseteq \text{fun}(F) \cup \text{fun}(G) \cup \mathbf{f}_1 \cup \mathbf{g}_1$. From (30) and (24) it follows that $\text{fun}(F') \cap (\mathbf{f} \cup \mathbf{g}) = \emptyset$, which, by (8), implies $\text{fun}(F') \cap (\mathbf{f}_1 \cup \mathbf{g}_1) = \emptyset$. With $\text{fun}(F') \subseteq \text{fun}(F) \cup \text{fun}(G) \cup \mathbf{f}_1 \cup \mathbf{g}_1$ it follows that $\text{fun}(F') \subseteq \text{fun}(F)$. That $\text{fun}(G') \subseteq \text{fun}(G)$ follows analogously.
- (i) $\text{dom}(\phi) = \mathbf{x} \cup \mathbf{y}$.
Stated as (17).
- (j) $\text{var}(\text{rng}(\phi|_{\mathbf{y}})) \subseteq \mathbf{x}$, $\text{var}(\text{rng}(\phi|_{\mathbf{x}})) \subseteq \mathbf{y}$.
Stated as (28).
- (k) $\phi\mu = \mu$.
Stated as (29).

$$(l) \quad F \models \exists \mathbf{f} \forall \mathbf{x} F' \phi|_{\mathbf{y}}, \forall \mathbf{g} \exists \mathbf{y} G' \phi|_{\mathbf{x}} \models G.$$

The first entailment is stated as (40). The second entailment can be proven analogously to (40).

□

The following proposition completes the presentation of the interpolant lifting technique by an explicit statement that there is an effective method to compute Craig-Lyndon interpolants and showing in its proof a tableau-based interpolant construction method that matches Lemma 10 and 11 and at the same time can be straightforwardly implemented.

Theorem 12 (Craig-Lyndon Interpolation). *There is an effective method to compute from formulas F, G such that $F \models G$ a Craig-Lyndon interpolant of F and G .*

Proof. In essence we trail the construction in the proof of Lemma 11. Step numbers refer to those of the proof of that lemma. Also formulas, sets of function symbols, sets of variables and substitutions are named according to that proof. Proceed as follows: Convert F and $\neg G$ to clausal form, which incorporates Skolemization. Let F_1 be a clausal formula obtained from F and let $\neg G_1$ be a clausal formula obtained from $\neg G$. (We use here $\neg G_1$ to represent a clausal formula, capturing the intended semantics. A more explicit representation of the clausal form is not needed here.) Let \mathbf{u}_1 and \mathbf{v}_1 the variables in F_1 and G_1 , respectively. Let \mathbf{f}_1 be the set of the Skolem functions introduced at clausifying F and let \mathbf{g}_1 be the union of the set of the Skolem functions introduced at clausifying G and the singleton set $\{k\}$, where k is a fresh constant. (On the purpose of k see Sect. 6.2.) Ensure that \mathbf{f}_1 and \mathbf{g}_1 as well as \mathbf{u}_1 and \mathbf{v}_1 are disjoint by using always fresh symbols as Skolem functions and renaming variables if necessary. Construct a closed two-sided clausal tableau for F_1 and $\neg G_1$. That such a tableau can indeed be constructed follows from Prop. 2 and step (11). Instantiate all free variables in the tableau with the constant k . Let F^* be the conjunction of the clauses of the tableau with side L and let G^* be the negation of the conjunction of the clauses of the tableau with side R. Let H^* be $\text{ipol}(N)$, where N is the root of the tableau. Let \mathbf{x} and \mathbf{y} be fresh variables and let μ be a substitution that satisfies statements (23), (24) and (25). Construct H' as specified in (43). Construct the quantifier prefix $Q_1 z_1 \dots Q_n z_n$ as specified in Lemma 10. Return $Q_1 z_1 \dots Q_n z_n H'$. Since also the substitution ϕ and formulas F', G' can be constructed as specified in (26) and (30), respectively, Lemma 10 can be applied to justify that the result is indeed a Craig-Lyndon interpolant of F and G . □

6 Craig-Lyndon Interpolation: Related Work, Refinements, Issues

6.1 Interpolant Lifting

Interpolant lifting appears to be a quite fundamental technique to obtain first-order interpolants from ground interpolants or similar intermediate formulas

such as relational interpolants. It can be expressed in a simple way, independently of any particular calculus. On the other hand, it seems not trivial to prove and it is implying subtle issues. For example, in [BJ15] a version of interpolant lifting has been developed where only constants are replaced by variables but which, as indicated in [BJ15], does not generalize to compound terms in a way that is compatible with other techniques shown there. Another example is mentioned error in [Hua95] observed in [KV17].

It seems that so far two proofs for interpolant lifting with respect to compound terms are available in the literature: The proof of [Hua95, Theorem 15] and the proof of [BL11, Lemma 8.2.2], seemingly obtained independently. Further discussions and references can be found in [BJ15, KV17]. Both proofs are based on modifying proofs as data structures, resolution proofs in the case of [Hua95] and natural deduction proofs in the case of [BL11]. Lifting is called *abstraction* in [BL11]. The role of Huang’s *relational interpolants*, specified like interpolants, except that condition 3. of Def. 3 does not need to be satisfied, is taken in [BL11] by so-called *weak interpolants*. In contrast to Huang’s method for constructing relational interpolants, the method to construct weak interpolants involves certain cases where quantified variables are introduced. We now go into more detail of some interesting aspects of Huang’s result in comparison to ours.

In [Hua95] equality handling with paramodulation is explicitly taken into account, which, however, leads to the mentioned error in Huang’s lifting theorem [KV17]. The proof of [BL11, Lemma 8.2.2] applies just to formulas without equality. A possibility to integrate equality handling into our method is described in Sect. 6.4.

A minor difference between our and Huang’s lifting technique is that Huang orders variables in the quantifier prefix by the *length* of the associated terms, more constrained than the strict subterm relationship used here.

Huang takes a relational interpolant of the original input formulas F and G as basis for lifting, while we use actual interpolants of ground formulas F^* and H^* that are in turn related in certain ways to the original inputs F and G . Our ground interpolants are further constrained by the condition that *literals* occurring in the ground interpolant occur in both F^* and G^* .

In Huang’s relational interpolants free variables are allowed, upon which extra quantifiers will be added after lifting. As indicated in [Hua95, p 188], this can be done in an arbitrary way: the extra quantifiers can be existentially or universally, at any position in the prefix. In our formalization, the base formulas used for lifting have to be ground. The effects described by Huang are subsumed by the alternate possibilities to instantiate non-ground tableaux delivered by provers as discussed in Sect. 6.2.

The input formulas in Huang’s interpolation method are clausal formulas. In the symbolism of the proof of our Lemma 11, his methods computes interpolants of $\forall \mathbf{u}_1 F_1$ and $\exists \mathbf{v}_1 G_1$. The handling of arbitrary first-order formulas by Skolemization incorporated in our proof needs to be wrapped around Huang’s core theorem, which is, however not difficult: Staying in the symbolism of the proof of Lemma 11, the set $\mathbf{f} \cup \mathbf{g}$ includes the involved Skolem symbols. An

interpolant of $\forall \mathbf{u}_1 F_1$ and $\exists \mathbf{v}_1 G_1$ in which – after lifting – no members of $\mathbf{f} \cup \mathbf{g}$ occur is by step (10) of the proof of Lemma 11 also an interpolant of F and G , the original formulas before Skolemization.

Huang’s proof operates on resolution deductions, while we only refer to Herbrand’s theorem and existence of ground interpolants justified by existence of a closed clausal tableau for an unsatisfiable ground formula (implied by Prop. 2) and existence of a ground interpolant that can be constructed from such a tableau (Lemma 6). We abstract from a particular calculus and from using deductions as objects of consideration. Nevertheless there are similarities in the involved formulas or resolution derivations, respectively, used internally in both proofs: Huang’s proof uses a conversion of the given resolution deduction to what he calls *binary tree* deduction, where each clause is used at most once. Analogously, in our formulas F_2 and G_2 of the proof of Lemma 11 each variable is instantiated to a single ground term by the substitution η . In Huang’s proof, the binary tree deduction is converted further to what he calls a *propositional* deduction, which is in analogy to our ground formulas $F^* = F_2\eta$ and $G^* = G_2\eta$.

6.2 Choices in Grounding and Side Assignment

The proof of Theorem 12 already indicates a way to implement the construction of first-order interpolants on the basis of clausal tableaux. However, at several stages alternate choices are possible that have effect on the formula returned as interpolant. We discuss some of these here, but do not delve into a thorough investigation of ways to integrate the exploration and evaluation of alternate such choices into interpolant construction.

The first choice concerns the instantiation of variables in the tableaux returned by provers. Typically, provers instantiate variables just as much “as needed” by the calculus to compute a closed tableau. To match with our interpolant lifting technique, variables in the literal labels of such non-ground tableaux have to be instantiated by ground terms. There are different possibilities to do so, all yielding a closed tableau for the input clauses, but leading to different interpolants: A variable can be instantiated by a term whose functions all occur in both interpolation inputs. The term will then occur in the interpolant. Alternatively, the variable can be instantiated by a term with a principal functor that has been introduced at Skolemization, either of the first or of the second input formula, or that occurs just in one of the input formulas. The fresh constant k has been introduced in the proof of Theorem 12 to have such a term available in any case. Through interpolant lifting according to Lemma 10, the term will be replaced by a variable whose kind, existential or universal, depends the principal functor of the term and whose quantifier position in the prefix is constrained by the term. Of course, also a combination of these two ways is possible, that is, instantiating with a term whose principal functor occurs in both input formulas but which has subterms with a functor that does not occur in one of the input formulas.

Aside of these alternate possibilities that concern the instantiation of each variable individually, there are also choices to instantiate different variables by

the same term or by different terms: Arbitrary subsets of the free variables of the literal labels of the tableau can be instantiated with the same ground term, leading in the interpolant to fewer quantified variables but to more variable sharing.

The second possibility for choice concerns the assignment of the *side* L and R to tableau clauses. Existing systems for tableau construction typically would require changes to their internal data structures to maintain such side information, which is undesirable. However, assuming that sides are associated with the given input clauses, such systems can be actually used unaltered to construct a two-sided clausal tableau: Sides can then be assigned to the clauses of the returned tableau “in retrospect”, by matching against the input clauses. In some cases there are choices: A tableau clause can be an instance of some input clause with side L as well as of some input clause with side R, or a clause can be present in copies for each side. In these cases it is possible to assign either side to the tableau clause, where both assignments may lead to different interpolants.

6.3 Goal-Sensitivity

Model elimination and the connection method are goal sensitive: They construct a clausal tableau by starting with a clause from a designated subset of the input clauses, the “goal clauses”. Without loss of completeness for example the set of negative clauses can be taken as goal clauses, or, if a theorem is to be proven from a consistent set of axioms, the clauses representing the (negated) theorem. It remains to be investigated what choices of goal clauses are particularly useful for the computation of interpolants.

6.4 Equality Handling

So far we considered only first-order logic *without equality*. Nevertheless, our method to compute interpolants can be used together with the well-known encoding of equality as a binary predicate with axioms expressing reflexivity, symmetry and transitivity as well as axioms expressing substitutivity for predicates and functions. If the input formulas of interpolant computation involve equality, these axioms have to be added. The clauses of substitutivity axioms for predicate or function symbols that occur only in the first (second) input formula then receive side L (R). The side of clauses of axioms for reflexivity, symmetry and transitivity can be assigned arbitrarily, including the possibility to have two copies of the clauses, one for each side.

For relational formulas, more can be said about the polarity in which equality may occur in the interpolant in cases where it occurs only in the first (second) of input formula: Then the clauses of axioms for reflexivity, symmetry and transitivity can be assigned to the corresponding side to ensure that in the computed interpolant equality only occurs positively (negatively). This follows from the “Lyndon property”, the condition that predicates occur in the interpolant only in polarities in which they occur in both input formulas, since in substitutivity clauses for predicates, which are then the only clauses with equality literals

whose side is $R(L)$, equality only occurs negatively. Stronger possible constraints on interpolants with respect to equality are stated in an interpolation theorem due to Oberschelp and Fujiwara (see [Mot84]).

The example from [KV17] to demonstrate the mentioned error in [Hua95] in presence of equality is finding an interpolant of $r(a) \neq r(b)$ and $a \neq b$: Huang's proof would imply $\exists x x \neq r(b) \models a \neq b$, which does not hold in general. With our suggested encoding we would obtain $a \neq b$ as ground interpolant of the ground formulas $r(a) \neq r(b) \wedge (a \neq b \vee r(a) = r(b))$ and $a \neq b$, and, because lifting is not applicable, also correctly as interpolant of the original inputs $r(a) \neq r(b)$ and $a \neq b$.

6.5 Preprocessing for Interpolation

Sophisticated preprocessing is a crucial component of automated reasoning systems with high performance. While formula simplifications such as removal of subsumed clauses and removal of tautological clauses preserve equivalence, others only preserve unsatisfiability. For example, *purity simplification*, that is, removal of clauses that contain a literal with a predicate that occurs only in a single polarity in the formula. Many simplifications of the latter kind actually preserve not just unsatisfiability, but, moreover, equivalence *with respect to a set of predicates*, or, more precisely, a second-order equivalence

$$\exists p_1 \dots \exists p_n F \equiv \exists p_1 \dots \exists p_n \text{simplify}(F), \quad (\text{ii})$$

where $\text{simplify}(F)$ stands for the result of the simplification operation applied to F . One might say that the *semantics of the predicates not in $\{p_1, \dots, p_n\}$ is preserved* by the simplification. For the computation of Craig-Lyndon interpolants it is possible to preprocess the first as well as the second input formula independently from each other in ways such that the semantics of the predicates occurring in both formulas is preserved. Preprocessors that support simplification operations that can be parameterized with a set of predicates whose semantics has to be preserved (see [Wer16, Sect. 2.5] for a discussion) can be applied for that purpose.

For clausal tableau methods some of these simplifications are particularly relevant as they complement tableau construction with techniques which break apart and join clauses and may thus introduce some of the benefits of resolution. Techniques for propositional logic that preserve equivalence (ii) for certain sets of predicates include variable elimination by resolution and blocked clause elimination. For first-order generalizations of these, the handling of equality seems the most difficult issue. Predicate elimination can in general introduce equality also for inputs without equality. In a semantic framework where the Herbrand universe is taken as domain this can be avoided to some degree, as shown in [Wer04] with a variant of the SCAN algorithm [GO92] for predicate elimination. Blocked clause elimination in first-order logic [KSS⁺17] comes in two variants, for formulas without and with equality, respectively.

6.6 Issues Related to Definer Predicates

Another way to utilize equivalence (ii) is by *introducing* fresh “definer” predicates for example by structure-preserving normal forms such as the Tseitin transformation and first-order generalizations of it. Actually, in our approach to compute access interpolants (Part III) this plays an important role. If disjoint sets of definer predicates are used for the first and for the second interpolation input, then, by the definition of *Craig-Lyndon interpolant*, definer predicates do not occur in the interpolant. In certain situations, which need further investigation, it might be useful to relax this constraint. For example, if in preprocessing two definers whose associated subformulas are equal should be identified, even if one was introduced for the first and the other for the second interpolation input. Another example would be allowing definers occurring in the interpolant in cases where this permits a condensed representation of a formula whose equivalent without the definers would be much larger but straightforward to obtain.

6.7 Implementation – Current State

The *PIE* system [Wer16] includes an implementation of the described approach to Craig-Lyndon interpolation. Currently the goal-sensitive first-order prover *CM* included with *PIE* is supported as underlying theorem prover. Support for using also *Hyper* [PW07, Wer03] in that role has been implemented in part. The clausal tableaux used for interpolant extraction are represented as Prolog terms, providing a potential interface also to further provers. The implementation of interpolant lifting preceded its theoretical justification in this paper and is currently applied only to Skolem functions. Constants that occur only in a single interpolation input are replaced by quantified variables in preprocessing, such that interpolation for relational input formulas and arbitrary quantifications is covered in full. Configurable preprocessing which respects preservation of predicate semantics as required for interpolation is included. *Symmetric* interpolation [Cra57b, Lemma 2] (the name is due to [McM05]) with consideration of predicate polarity is implemented as iterated interpolation with two inputs. Other implementations of interpolation will be discussed in Sect. 14.5 in the context of query reformulation.

Part III

Access Interpolation with Clausal Tableaux

7 Access Interpolation: Basic Notions

We recapitulate the underlying notions of access interpolation, adapted from [BLtCT16].

Definition 13 (RQFO Formula).

(i) The formulas of *first-order logic with relativized quantifiers*, briefly *RQFO formulas*, are the relational formulas that are generated by the grammar

$$F ::= \top \mid \perp \mid F \wedge F \mid F \vee F \mid \forall \mathbf{v} (\neg R \vee F) \mid \exists \mathbf{v} (R \wedge F),$$

where in the last two grammar rules \mathbf{v} matches a (possibly empty) set of variables and R matches a relational atom in which all members of \mathbf{v} occur.

(ii) If F is an RQFO formula, then $\neg F$ denotes the RQFO formula obtained from rewriting $\neg F$ exhaustively with equivalences that propagate negation inwards, that is: $\neg \top \equiv \perp$; $\neg \perp \equiv \top$; $\neg(F \wedge G) \equiv \neg F \vee \neg G$; $\neg(F \vee G) \equiv \neg F \wedge \neg G$; $\neg \forall \mathbf{v} (\neg A \vee F) \equiv \exists \mathbf{v} (A \wedge \neg F)$; $\neg \exists \mathbf{v} (A \wedge F) \equiv \forall \mathbf{v} (\neg A \vee \neg F)$.

Definition 14 (Binding Pattern and Related Notions).

(i) A *binding pattern* is a triple $\langle \text{Sign}, \text{Predicate}, \text{InputPositions} \rangle$, where $\text{Sign} \in \{+, -\}$, Predicate is a predicate and InputPositions is a set of numbers larger than or equal to 1 and smaller than or equal to the arity of Predicate . A binding pattern with sign $+$ ($-$) is called *existential* (*universal*).

(ii) A binding pattern $\langle S, P, O \rangle$ is *covered* by a binding pattern $\langle S', P', O' \rangle$ if and only if $S = S'$, $P = P'$ and $O' \subseteq O$. A set B of binding patterns is *covered* by a set of binding patterns B' if and only if each member of B is covered by some member of B' .

(iii) The *binding patterns* $\text{bp}(F)$ of an RQFO formula F is a set of binding patterns defined inductively as follows:

$$\begin{aligned} \text{bp}(\top) &\stackrel{\text{def}}{=} \text{bp}(\perp) \stackrel{\text{def}}{=} \{\}. \\ \text{bp}(G \wedge H) &\stackrel{\text{def}}{=} \text{bp}(G \vee H) \stackrel{\text{def}}{=} \text{bp}(G) \cup \text{bp}(H). \\ \text{bp}(\forall \mathbf{v} (\neg r(t_1, \dots, t_n) \vee G)) &\stackrel{\text{def}}{=} \{\langle -, r, \{i \mid t_i \notin \mathbf{v}\} \rangle\} \cup \text{bp}(G). \\ \text{bp}(\exists \mathbf{v} (r(t_1, \dots, t_n) \wedge G)) &\stackrel{\text{def}}{=} \{\langle +, r, \{i \mid t_i \notin \mathbf{v}\} \rangle\} \cup \text{bp}(G). \end{aligned}$$

Definition 15 (Access Interpolant). Let F, G be RQFO sentences such that $F \models G$. An *access interpolant* of F and G is an RQFO sentence H such that

1. $F \models H \models G$.
2. $\text{pred}(H) \subseteq \text{pred}(F) \cap \text{pred}(G)$.
3. Every existential binding pattern of H is covered by an existential binding pattern of G . Every universal binding pattern of H is covered by a universal binding pattern of F .
4. $\text{const}(H) \subseteq \text{const}(F) \cap \text{const}(G)$.

Compared to [BLtCT16, Thm. 3.12] in this definition of *access interpolant* from the condition (3.) the explicit requirements that the predicate of an existential (universal) binding pattern of H occurs positively in F (negatively in G) have been dropped because these are already implied by condition (2.).

8 Structure Preserving Clausification of RQFO Formulas

Our approach to compute access interpolants with clausal tableau resides on a *structure preserving*, also called *definitional*, normal form [Tse70, Ede85, PG86] for clausifying the two input RQFO formulas. Auxiliary “definer” predicates for subformulas are introduced there. By using disjoint sets of definer predicates for the conversion of each of the two input formulas it is ensured that definer predicates do not occur in interpolants. The normalization yields only clauses of certain specific forms. To specify the subformula definers we use the following common notions of *subformula position* and *subformula at a position*, specialized to RQFO formulas by considering the relativizer literals not as subformulas on their own but as belonging to the associated quantifications.

Definition 16 (Position within an RQFO Formula).

(i) A *position* of a subformula occurrence within an RQFO formula is a finite sequence of integers.

(ii) The *positions* $\text{pos}(F)$ of an RQFO formula is a set of positions defined inductively as follows: If F is \top or \perp , then $\text{pos}(F) \stackrel{\text{def}}{=} \{\epsilon\}$, if F is of the form $F_1 \wedge F_2$ or $F_1 \vee F_2$, then $\text{pos}(F) \stackrel{\text{def}}{=} \{\epsilon\} \cup \{1p \mid p \in \text{pos}(F_1)\} \cup \{2p \mid p \in \text{pos}(F_2)\}$ and if F is of the form $\forall \mathbf{v} (\neg R \vee F_1)$ or $\exists \mathbf{v} (R \wedge F_1)$, then $\text{pos}(F) \stackrel{\text{def}}{=} \{\epsilon\} \cup \{1p \mid p \in \text{pos}(F_1)\}$.

(iii) The *subformula at position* p in an RQFO formula F , in symbols $F|_p$ is defined inductively as $F|_\epsilon \stackrel{\text{def}}{=} F$; $F_1 \otimes F_2|_{iq} \stackrel{\text{def}}{=} F_i|_q$ for $\otimes \in \{\wedge, \vee\}$ and $i \in \{1, 2\}$; $\forall \mathbf{v} (\neg R \vee F_1)|_{1q} \stackrel{\text{def}}{=} \exists \mathbf{v} (R \wedge F_1)|_{1q} \stackrel{\text{def}}{=} F_1|_q$.

We assume a total order on the set of all variables, called the *standard order of variables*. The following definition specifies structure preserving conversions of RQFO formulas that yield conjunctions of first-order formulas of certain shapes.

Definition 17 (Definitional Form of an RQFO Formula). Let F be an RQFO formula.

(i) For all positions $p \in \text{pos}(F)$ let \mathbf{x}_p denote the sequence of the members of $\text{var}(F|_p)$ ordered according to the standard order of variables and let D_p denote the atom $\mathbf{d}_p(\mathbf{x}_p)$, where \mathbf{d}_p is a fresh predicate, also called a *definer predicate*. For operators $\otimes \in \{\leftrightarrow, \rightarrow, \leftarrow\}$ and all positions $p \in \text{pos}(F)$ define the sentence $\text{def}_p^\otimes(F)$ depending on the form of $F|_p$ as shown in the following table.

$F _p$	$\text{def}_p^\otimes(F)$
\top	$D_p \otimes \top$
\perp	$D_p \otimes \perp$
$G \wedge H$	$\forall \mathbf{x}_p (D_p \otimes (D_{p1} \wedge D_{p2}))$
$G \vee H$	$\forall \mathbf{x}_p (D_p \otimes (D_{p1} \vee D_{p2}))$
$\forall \mathbf{x} (\neg R \vee G)$	$\forall \mathbf{x}_p (D_p \otimes \forall \mathbf{x} (\neg R \vee D_{p1}))$
$\exists \mathbf{x} (R \wedge G)$	$\forall \mathbf{x}_p (D_p \otimes \exists \mathbf{x} (R \wedge D_{p1}))$

(ii) Define the following formulas:

$$\begin{aligned} \text{DEF}^+(F) &\stackrel{\text{def}}{=} d_\epsilon \wedge \bigwedge_{p \in \text{pos}(F)} \text{def}_p^{\leftrightarrow}(F). \\ \text{DEF}^-(F) &\stackrel{\text{def}}{=} \neg d_\epsilon \wedge \bigwedge_{p \in \text{pos}(F)} \text{def}_p^{\leftrightarrow}(F). \\ \text{DEF}^\rightarrow(F) &\stackrel{\text{def}}{=} d_\epsilon \wedge \bigwedge_{p \in \text{pos}(F)} \text{def}_p^{\leftarrow}(F). \\ \text{DEF}^\leftarrow(F) &\stackrel{\text{def}}{=} \neg d_\epsilon \wedge \bigwedge_{p \in \text{pos}(F)} \text{def}_p^{\rightarrow}(F). \end{aligned}$$

The semantic relationships between a formula and its definitional forms specified in Def. 17.ii are captured by the following second-order equivalences:

Proposition 18 (Semantic Properties of the Definitional Form of an RQFO Formula). *Let F be an RQFO formula, let $\{p_0, \dots, p_n\} = \text{pos}(F)$ and let d_{p_1}, \dots, d_{p_n} be definer predicates as specified in Def. 17. Then*

$$\begin{aligned} F &\equiv \exists d_{p_1} \dots \exists d_{p_n} \text{DEF}^+(F) \equiv \exists d_{p_1} \dots \exists d_{p_n} \text{DEF}^\rightarrow(F). \\ \neg F &\equiv \exists d_{p_1} \dots \exists d_{p_n} \text{DEF}^-(F) \equiv \exists d_{p_1} \dots \exists d_{p_n} \text{DEF}^\leftarrow(F). \end{aligned}$$

The conversion of bi- to unidirectional implications in passing from DEF^+ to DEF^\rightarrow and from DEF^- to DEF^\leftarrow , respectively, corresponds to the key step of the Plaisted-Greenbaum normal form transformation [PG86]. Proposition 18 allows to express the semantic requirement (1.) of the definition of *access interpolant* (Def. 15) in terms of the normalized formulas.

Proposition 19 (Semantic Property of Interpolants for RQFO Formulas in Definitional Form). *Let F, G be RQFO formulas. Let $\{p_i \dots p_m\} = \text{pos}(F)$, let $\{q_i \dots q_n\} = \text{pos}(G)$, and let predicates d_{p_1}, \dots, d_{p_m} and e_{q_1}, \dots, e_{q_n} be the definer predicates introduced with forming $\text{DEF}^\rightarrow(F)$ and $\text{DEF}^\leftarrow(G)$, respectively, according to Def. 17. Let H be a formula such that $\text{pred}(H) \cap \{d_{p_1}, \dots, d_{p_m}, e_{q_1}, \dots, e_{q_n}\} = \emptyset$. Then the following statements are equivalent:*

1. $F \models H \models G$.
2. $\exists d_{p_1} \dots \exists d_{p_m} \text{DEF}^\rightarrow(F) \models H \models \neg \exists e_{q_1} \dots \exists e_{q_n} \text{DEF}^\leftarrow(G)$.
3. $\text{DEF}^\rightarrow(F) \models H \models \neg \text{DEF}^\leftarrow(G)$.

Proof. Equivalence of (2.) to (1.) follows from Prop. 18. Equivalence of (3.) to (2.) follows from the precondition $\text{pred}(H) \cap \{d_{p_1}, \dots, d_{p_m}, e_{q_1}, \dots, e_{q_n}\} = \emptyset$ and Prop. 9. \square

Since the precondition $\text{pred}(H) \cap \{d_{p_1}, \dots, d_{p_m}, e_{q_1}, \dots, e_{q_n}\} = \emptyset$ of Prop. 19 is implied by condition (2.) of the definition of *access interpolant*, Def. 15, we can express the semantic requirement condition (1.) of that definition as $\text{DEF}^\rightarrow(F) \models H \models \neg \text{DEF}^\leftarrow(G)$. Hence, as basis for computing an access interpolant we take a closed two-sided clausal tableau for a clausal form of $\text{DEF}^\rightarrow(F)$ as F_L and a clausal form of $\text{DEF}^\leftarrow(G)$ as F_R . The following definition specifies the clause forms obtained and introduces symbolic notation to refer to particular literals, variables and Skolem functions occurring in them.

Lemma 20 (Definitional Clausification of a RQFO Formula). *Let F, G be RQFO formulas. For all $p \in \text{pos}(F)$ let d_p denote the definer predicate for p introduced at forming $\text{DEF}^\rightarrow(F)$ and let \mathbf{x}_p denote the sequence of the members of $\text{var}(F|_p)$ ordered according to the standard order of variables, and let D_p denote the atom $d_p(\mathbf{x}_p)$. For all $p \in \text{pos}(F)$ where $F|_p$ is of the form $\forall x_1 \dots \forall x_n (\neg R \vee F')$ or $\exists x_1 \dots \exists x_n (R \wedge F')$ let R_p denote R and let \mathbf{v}_p denote $\{x_1, \dots, x_n\}$. For all $p \in \text{pos}(F)$ where $F|_p$ is of the form $\exists x_1 \dots \exists x_n (R \wedge F')$ let $f_{\langle p,1 \rangle}, \dots, f_{\langle p,n \rangle}$ be fresh functions and let σ_p be the substitution $\{x_1 \mapsto f_{\langle p,1 \rangle}(\mathbf{x}_p), \dots, x_n \mapsto f_{\langle p,n \rangle}(\mathbf{x}_p)\}$. Then $\text{DEF}^\rightarrow(F)$ is equivalent to the existential quantification upon Skolem functions of the universal closure of a clausal formula, where the Skolem functions are the introduced $f_{\langle p,i \rangle}$ and the clauses are of the following forms, satisfying restrictions on free variables as indicated:*

No.	Clause Form	Variable Restrictions
1	D_ϵ	
2	$\neg D_p$	
3	$\neg D_p \vee D_{p1}$	$\text{var}(D_{p1}) \subseteq \text{var}(D_p)$
4	$\neg D_p \vee D_{p2}$	$\text{var}(D_{p2}) \subseteq \text{var}(D_p)$
5	$\neg D_p \vee D_{p1} \vee D_{p2}$	$\text{var}(D_{p1}) \cup \text{var}(D_{p2}) \subseteq \text{var}(D_p)$
6	$\neg D_p \vee \neg R_p \vee D_{p1}$	$\text{var}(D_{p1}) \subseteq \text{var}(D_p) \cup \text{var}(R_p),$ $\text{var}(R_p) \cup \text{var}(D_{p1}) \subseteq \text{var}(D_p) \cup \mathbf{v}_p$
7	$\neg D_p \vee R_p \sigma_p$	$\text{var}(R_p \sigma_p) \subseteq \text{var}(D_p)$
8	$\neg D_p \vee D_{p1} \sigma_p$	$\text{var}(D_{p1} \sigma_p) \subseteq \text{var}(D_p)$

Analogously, for all $q \in \text{pos}(G)$ let e_q denote the definer predicate for q introduced at forming $\text{DEF}^\leftarrow(G)$ and let \mathbf{y}_q denote the sequence of the members of $\text{var}(G|_q)$ ordered according to the standard order of variables, and let E_q denote the atom $e_q(\mathbf{y}_q)$. For all $q \in \text{pos}(G)$ where $G|_q$ is of the form $\forall x_1 \dots \forall x_n (\neg Q \vee F')$ or $\exists x_1 \dots \exists x_n (Q \wedge F')$ let Q_q denote Q and let \mathbf{w}_q denote $\{x_1, \dots, x_n\}$. For all $q \in \text{pos}(G)$ where $G|_q$ is of the form $\exists x_1 \dots \exists x_n (Q \wedge F')$ let $g_{\langle q,1 \rangle}, \dots, g_{\langle q,n \rangle}$ be fresh functions and let γ_q be the substitution $\{x_1 \mapsto g_{\langle q,1 \rangle}(\mathbf{y}_q), \dots, x_n \mapsto g_{\langle q,n \rangle}(\mathbf{y}_q)\}$. Then $\text{DEF}^\leftarrow(G)$ is equivalent to the existential quantification upon Skolem functions of the universal closure of a clausal formula, where the Skolem functions are the introduced $g_{\langle q,i \rangle}$ and the clauses are of the following forms, satisfying restrictions on free variables as indicated:

No.	Clause Form	Variable Restrictions
9	$\neg E_\epsilon$	
10	E_q	
11	$E_q \vee \neg E_{q1} \vee \neg E_{q2}$	$\text{var}(E_{q1}) \cup \text{var}(E_{q2}) \subseteq \text{var}(E_q)$
12	$E_q \vee \neg E_{q1}$	$\text{var}(E_{q1}) \subseteq \text{var}(E_q)$
13	$E_q \vee \neg E_{q2}$	$\text{var}(E_{q2}) \subseteq \text{var}(E_q)$
14	$E_q \vee Q_q \gamma_q$	$\text{var}(Q_q \gamma_q) \subseteq \text{var}(E_q)$
15	$E_q \vee \neg E_{q1} \gamma_q$	$\text{var}(E_{q1} \gamma_q) \subseteq \text{var}(E_q)$
16	$E_q \vee \neg Q_q \vee \neg E_{q1}$	$\text{var}(E_{q1}) \subseteq \text{var}(E_q) \cup \text{var}(Q_q),$ $\text{var}(Q_q) \cup \text{var}(E_{q1}) \subseteq \text{var}(E_q) \cup \mathbf{w}_q$

Proof. The required clausal form would be obtained by common CNF transformation methods, provided Skolemization is applied individually to each implication in $\text{DEF}^{\rightarrow}(F)$ of the form $\forall \mathbf{x}_p (D_p \rightarrow \exists \mathbf{x} (R \wedge D_{p1}))$ and to each reverse implication in $\text{DEF}^{\leftarrow}(G)$ of the form $\forall \mathbf{y}_q (E_q \leftarrow \forall \mathbf{y}_q (\neg Q \vee E_{q1}))$. \square

The order within blocks 1–8 and 9–16 of Lemma 20 corresponds to the order in which clauses would be obtained by a straightforward CNF translator applied on the definitional implications in the order displayed in Def. 17.

The applied variant of Skolemization is *inner* Skolemization [NW01]. This follows because the universal quantifications upon \mathbf{x}_p and \mathbf{y}_q , respectively, that precede the quantification upon the Skolemized variables \mathbf{v} are exactly upon the free variables of the argument formula of the quantification upon \mathbf{v} , that is, $R \wedge d_{p1}(\mathbf{x}_{p1})$ and $\neg Q \vee e_{q1}(\mathbf{y}_{q1})$, respectively. Considering that \mathbf{x}_p and \mathbf{y}_q contain exactly the free variables of $F|_p$ and $G|_q$, respectively, the applied Skolemization also corresponds to inner Skolemization *with respect to the original formulas* F and $\neg G$ before translation to definitional form.

9 Handling Argument Terms

Before we define the extraction of access interpolants from clausal tableaux we introduce some auxiliary concepts that concern those occurrences of ground terms in a formula that are as argument of an atom. Symbolic notation for referring to the set of terms with such occurrences as well as for systematically replacing these occurrences with variables is provided. Preconditions are made precise under which an entailment relationship between formulas still holds after such a replacement by variables.

Definition 21 (Set of Ground Arguments). If F is a formula, then $\text{gra}(F)$ denotes the set of ground terms that occur as argument of an atom in F .

For example, if x, y are variables and a, b are constants, then

$$\text{gra}(\forall x p(a, g(a), g(b), x, f(y, b))) = \{a, g(a), g(b)\}.$$

For relational formulas F it holds that $\text{gra}(F) = \text{const}(F) = \text{fun}(F)$. Based on $\text{gra}(F)$, we define the following restricted variant of $F\langle\sigma^{-1}\rangle$:

Definition 22 (Inverse Substitution of Arguments). If F is a formula and σ is an injective ground substitution such that $\text{rng}(\sigma) \subseteq \text{gra}(F)$, then let $F\langle\langle\sigma^{-1}\rangle\rangle$ denote F with all occurrences of members t of $\text{rng}(\sigma)$ that are as argument of an atom replaced with the variable mapped by σ to t .

While in $F\langle\sigma^{-1}\rangle$ (defined in Sect. 2) occurrences of terms that are not strict subterms of some other member of $\text{rng}(\sigma)$ are replaced, in $F\langle\langle\sigma^{-1}\rangle\rangle$ only occurrences that are arguments of atoms are replaced. The following proposition relates these two forms of “inverse substitution”.

Proposition 23 (Inverse Substitution of Arguments and Terms). *Let F be a formula in which all non-ground terms are variables, let σ be an injective ground substitution such that $\text{rng}(\sigma) \subseteq \text{gra}(F)$ and no member of $\text{dom}(\sigma)$ occurs in F , and let γ be an injective substitution such that $\text{rng}(\gamma) = \text{gra}(F)$, no member of $\text{dom}(\gamma)$ occurs in F and $\gamma|_{\text{dom}(\sigma)} = \sigma$. Then*

$$F\langle\langle\sigma^{-1}\rangle\rangle = F\langle\gamma^{-1}\rangle\gamma|_{\text{dom}(\gamma)\setminus\text{dom}(\sigma)}.$$

The following proposition states a variant of Prop. 9 where occurrences of possibly *complex* ground terms that themselves are not subterms of other terms are replaced by quantified variables. We apply it later to justify lifting from ground terms introduced through Skolemization to quantified variables.

Proposition 24 (Inessential Quantifications in Entailments for Terms). *Let F, G be formulas in which no non-ground terms with the exception of variables occur. Let σ be a ground substitution such that $\text{rng}(\sigma) \subseteq \text{gra}(F)$, $\text{rng}(\sigma) \cap \text{gra}(G) = \emptyset$ and no member of $\text{dom}(\sigma)$ occurs in F or in G . Let \mathbf{x} stand for $\text{dom}(\sigma)$. Then*

$$\exists \mathbf{x} F\langle\langle\sigma^{-1}\rangle\rangle \models G \text{ if and only if } F \models G.$$

Proof. The left-to-right direction is easy to see. The right-to-left direction can be shown as follows: Let $\gamma = \{y_1 \mapsto s_1, \dots, y_m \mapsto s_m\}$ be an injective substitution such that no member of $\text{dom}(\gamma)$ occurs in F or in G , $\text{rng}(\gamma) = \text{gra}(F) \cup \text{gra}(G)$ and $\gamma|_{\mathbf{x}} = \{x_1 \mapsto t_1, \dots, x_n \mapsto t_n\}$. It then holds that

- (1) $F\langle\gamma^{-1}\rangle\gamma|_{\mathbf{y}\setminus\mathbf{x}} = F\langle\langle\sigma^{-1}\rangle\rangle.$
- (2) $G\langle\gamma^{-1}\rangle\gamma|_{\mathbf{y}\setminus\mathbf{x}} = G.$

Step (1) follows from Prop. 23, step (2) is easy to see. Let \mathbf{f} be the set of the principal functors of the members of $\text{gra}(F) \cup \text{gra}(G)$. We can now proceed from the right side of the proposition to the left:

- (3) $F \models G.$
- (4) $F \wedge \neg G \models \perp.$
- (5) $\exists y_1 \dots \exists y_n \bigwedge_{i=1}^n y_i = t_i \wedge F\langle\gamma^{-1}\rangle \wedge \neg G\langle\gamma^{-1}\rangle \models \perp.$
- (6) $\bigwedge_{i=1}^n y_i = t_i \wedge F\langle\gamma^{-1}\rangle \wedge \neg G\langle\gamma^{-1}\rangle \models \perp.$
- (7) $\exists \mathbf{f} (\bigwedge_{i=1}^n y_i = t_i \wedge F\langle\gamma^{-1}\rangle \wedge \neg G\langle\gamma^{-1}\rangle) \models \perp.$
- (8) $\exists \mathbf{f} \bigwedge_{i=1}^n y_i = t_i \wedge F\langle\gamma^{-1}\rangle \wedge \neg G\langle\gamma^{-1}\rangle \models \perp.$
- (9) $F\langle\gamma^{-1}\rangle \wedge \neg G\langle\gamma^{-1}\rangle \models \perp.$
- (10) $F\langle\gamma^{-1}\rangle\gamma|_{\mathbf{y}\setminus\mathbf{x}} \wedge \neg G\langle\gamma^{-1}\rangle\gamma|_{\mathbf{y}\setminus\mathbf{x}} \models \perp.$
- (11) $F\langle\langle\sigma^{-1}\rangle\rangle \wedge \neg G \models \perp.$
- (12) $F\langle\langle\sigma^{-1}\rangle\rangle \models G.$
- (13) $\exists \mathbf{x} F\langle\langle\sigma^{-1}\rangle\rangle \models G.$

We assume (3), the right side of the proposition. Steps (4)–(8) each follow rather straightforwardly from the previous step. Step (6) is obtained from (5) by Prop. 9, left-to-right. In Step (7) second-order quantification upon function symbols is introduced, justified by Prop. 9, right-to-left. In Step (8) the scope

of these quantifiers is reduced to the part of the formula in which they actually occur. Step (9) follows from (8) since functions that satisfy the requirements posed on \mathbf{f} in (8) can be shown to exist. Step (10) follows from (9) since the formula on the left side of the entailment is obtained there by instantiating variables. Step (11) follows from (10), (1) and (2). Step (12) follows straightforwardly from (11) and step (13), the left side of the proposition, follows from (12) since members of \mathbf{x} were presupposed to not occur in G . \square

10 Access Interpolant Extraction from SMUL-Clausal Tableaux

We now specify a constructive mapping from a closed two-sided clausal tableau for two clausal formulas that are obtained from formulas F and G by clausifying $\text{DEF}^\rightarrow(F)$ and $\text{DEF}^\leftarrow(G)$ as specified in Lemma 20 to a formula H that is an access interpolant of $\text{DEF}^\rightarrow(F)$ and $\text{DEF}^\leftarrow(G)$ and hence, by Prop. 19, is also an access interpolant of F and G . Since the structure of the clausal tableaux used there is subjected to certain constraints that in essence effect that they simulate the non-clausal tableaux of Smullyan, we speak of them informally as *SMUL-clausal tableaux*. The required constraints are made precise in the preconditions of Def. 26. That a formula extracted from a tableau according to that definition is indeed an access interpolant is proven later in Sect. 11. In Sect. 12 it is then shown how arbitrary clausal tableaux for clausal formulas that are obtained via the structural normalization according to Lemma 20 can be converted to SMUL-clausal tableaux. For expressing the constraints on SMUL-clausal tableaux the following properties are helpful.

Definition 25 (Tableau Properties: Eager, Regular, Leaf-Only, Contiguous). Define the following properties of clausal tableaux:

- (i) *Eager*: No closed node is descendant of another closed node.
- (ii) *Regular*: No node N has an ancestor N' such that $\text{lit}(N) = \text{lit}(N')$.
- (iii) *Leaf-only* for a set S of literals: Members of S do not occur as literal labels of inner nodes.
- (iv) *Contiguous* for an unordered pair S of literals: Whenever both members of S occur as literal labels of two nodes on the same branch, one of the nodes is the parent of the other.

The *eager* condition is typically ensured implicitly by tableau construction calculi, since there it is pointless to attach children to a closed node. In our context operations such as instantiating literal labels and tableau transformations are considered that might yield non-eager results also for eager input tableaux, such that it makes sense to take the *eager* property explicitly into account. *Regularity* is a well-known standard notion to avoid redundancies in tableaux, see, e.g., [Let99a, H  01]. Arbitrary clausal tableaux can be converted easily to eager and regular tableaux with tableau simplifications, procedures that require typically linear and at most polynomial effort (Procedure 33 and 34 below).

The *leaf-only* and *contiguous* properties, which are parameterized, are used to express constraints on clausal tableaux such that they in essence simulate non-clausal tableaux in the sense of Smullyan. The *leaf-only* property can be ensured by a potentially expensive tableau conversion, shown below as Procedure 35. *Contiguity* is applied to handle conjuncts in the scope of an existential quantifier simultaneously. For the special cases required here it can be ensured by a tableau simplification, Procedure 37. We are now equipped with the preliminaries to specify the construction of an access interpolant from a clausal tableau.

Definition 26 (Access Interpolant Extraction from a SMUL-Clausal Tableau). Let F, G be RQFO formulas such that $F \models G$. Let T be a closed two-sided ground tableau for two clausal formulas obtained from F and G by clausifying $\text{DEF}^\rightarrow(F)$ and $\text{DEF}^\leftarrow(G)$ as specified in Lemma 20. Adopt the symbolic notation of Lemma 20 for positions in these formulas and for atoms, terms and variables of specific forms. Assume that T is closed, eager, regular, leaf-only for the set of all ground instances of literals of the form $\neg D_p, \neg R_p, E_q$ or $\neg Q_q$ that are literal labels of nodes in T , and is contiguous for all pairs of ground literals of the form $\{R_p\sigma_p\mu, D_{p1}\sigma_p\mu\}$ or $\{Q_q\gamma_q\mu, \neg E_{q1}\gamma_q\mu\}$, for some ground substitution μ , whose members are literal labels of nodes of T . Let N be an inner node of T with children N_1, \dots, N_k . Define $\text{acc-iplol}(N)$ inductively as follows, depending on the form of $\text{clause}(N)$ according to Lemma 20:

- i. If $\text{clause}(N)$ is an instance of a form in 2–5 or 7–8, then

$$\text{acc-iplol}(N) \stackrel{\text{def}}{=} \bigvee_{i=2}^k \text{acc-iplol}(N_i).$$

- ii. If $\text{clause}(N)$ is an instance of a form in 10–15, then

$$\text{acc-iplol}(N) \stackrel{\text{def}}{=} \bigwedge_{i=2}^k \text{acc-iplol}(N_i).$$

- iii. If $\text{clause}(N)$ is an instance of form 6 or 16, then let N' be the unique ancestor of N_2 with $\text{lit}(N') = \overline{\text{lit}(N_2)}$.

- a. If $\text{side}(N') = \text{side}(N_2)$, then $\text{acc-iplol}(N) \stackrel{\text{def}}{=} \text{acc-iplol}(N_3)$.
- b. If $\text{side}(N_2) = \text{L}$, $\text{side}(N') = \text{R}$ and $\text{clause}(N)$ is an instance of form 6, then let μ be a substitution such that $\text{clause}(N) = (\neg D_p \vee \neg R_p \vee D_{p1})\mu$, let

$$\{t_1, \dots, t_n\} \stackrel{\text{def}}{=} \text{gra}(\neg R_p\mu) \setminus \text{gra}(\text{DEF}^\rightarrow(F) \wedge \text{branch}_\text{L}(N)),$$

let v_1, \dots, v_n be fresh variables, let $\theta \stackrel{\text{def}}{=} \{v_1 \mapsto t_1, \dots, v_n \mapsto t_n\}$, and define

$$\text{acc-iplol}(N) \stackrel{\text{def}}{=} \forall v_1 \dots \forall v_n (\neg R_p\mu \vee \text{acc-iplol}(N_3)) \langle\langle \theta^{-1} \rangle\rangle.$$

- c. If $\text{side}(N_2) = \text{R}$, $\text{side}(N') = \text{L}$ and $\text{clause}(N)$ is an instance of form 16, then let μ be a substitution such that $\text{clause}(N) = (E_q \vee \neg Q_q \vee \neg E_{q1})\mu$, let

$$\{t_1, \dots, t_n\} = \text{gra}(Q_q\mu) \setminus \text{gra}(\text{DEF}^\leftarrow(G) \wedge \text{branch}_\text{R}(N)),$$

let v_1, \dots, v_n be fresh variables, let $\theta = \{v_1 \mapsto t_1, \dots, v_n \mapsto t_n\}$, and define

$$\text{acc-ipol}(N) \stackrel{\text{def}}{=} \exists v_1 \dots \exists v_n (Q_q \mu \wedge \text{acc-ipol}(N_3)) \langle \theta^{-1} \rangle.$$

Although base cases are not explicitly distinguished in the inductive definition of $\text{acc-ipol}(N)$, they are covered by the specification in Def. 26: If $\text{clause}(N)$ is an instance of form 2 or 10 (according to Lemma 20), then $k = 1$ and $\text{acc-ipol}(N) = \perp$ or $\text{acc-ipol}(N) = \top$, respectively.

Definition 26 is slightly different from a straightforward transfer of the corresponding specification in terms of tableau rules in [BLtCT16]: In case (iii.b) of Def. 26 the range $\{t_1, \dots, t_n\}$ of θ is specified as a subset of $\text{gra}(\neg R_p \mu)$, whereas according to [BLtCT16, Fig. 2.8] one would expect $\{t_1, \dots, t_n\} = \text{gra}(\neg R_p \mu \vee \text{acc-ipol}(N_3)) \setminus \text{gra}(\text{DEF}^{\rightarrow}(F) \wedge \text{branch}_L(N))$. The inclusion of $\text{acc-ipol}(N_3)$ on the left side of the \setminus operator would, however, actually be redundant. Analogous considerations hold for the case (iii.c).

11 Correctness of Access Interpolant Extraction from SMUL-Clausal Tableaux

In this section we prove the following theorem, which states correctness of the access interpolant extraction specified in Def. 26.

Theorem 27 (Correctness of Access Interpolant Extraction from SMUL-Clausal Tableaux). *Let F, G be RQFO formulas such that $F \models G$ and let N be the root of a closed two-sided ground tableau for two clausal formulas obtained from F and G as specified in Def. 26. Then $\text{acc-ipol}(N)$ is an access interpolant of F and G .*

The proof of this theorem is deferred to the end of this subsection, when further auxiliary propositions have been established. To mimic the δ -rule of non-clausal tableaux with SMUL-clausal tableaux we specify the notion of *introducer literal* and *introducer node* associated with each “Skolem term”, that is, ground term whose principal functor is a Skolem function or Skolem constant.

Definition 28 (Ground Term Introducers). Assume the setting of Def. 26. The *introducer literals* for a ground term $f_{\langle p, i \rangle}(\mathbf{x}_p) \mu$ are $R_p \sigma_p \mu$, and $D_{p1} \sigma_p \mu$. The *introducer literals* for a ground term $g_{\langle q, i \rangle}(\mathbf{y}_q) \mu$ are $Q_q \gamma_q \mu$ and $\neg E_{q1} \gamma_q \mu$. An *introducer node* for a ground term is a node whose literal label is an introducer literal for the term.

The following proposition relates uses of Skolem terms and their introducers to the structure of SMUL-clausal tableaux.

Proposition 29 (Precedence of Ground Term Introducers in SMUL-Clausal Tableaux). *Assume the setting of Def. 26. Let N be a node of T and let $t \in \text{gra}(\text{lit}(N))$ where the principal functor of t is a Skolem function or Skolem constant $f_{\langle p, i \rangle}$ or $g_{\langle p, i \rangle}$. Then N is an introducer node for t or N has an ancestor that is an introducer node for t .*

Proof. Assume that N is not an introducer node for t . We show that N then has an ancestor N' such that $t \in \text{gra}(\text{lit}(N'))$. The proposition then follows from finiteness of the tableau branch length. We explicitly only consider the case where $\text{side}(N) = \text{L}$. The case where $\text{side}(N) = \text{R}$ can be shown analogously. Numbers of clause forms refer to Lemma 20. Let $\text{parent}(N)$ denote the parent of N .

- i. If $\text{lit}(N)$ is of the form $\neg D_p \mu$ or $\neg R_p \mu$, then, because the tableau is presupposed to be closed, eager and leaf-only for a set of literal that includes $\neg D_p \mu$ and $\neg R_p \mu$, there must exist an ancestor N' of N with $\text{lit}(N') = \text{lit}(N)$, and thus $t \in \text{gra}(\text{lit}(N'))$, as claimed.
- ii. If $\text{lit}(N)$ is of the form $D_{pi} \mu$ for $i \in \{1, 2\}$ and $\text{clause}(\text{parent}(N))$ is an instance of a clause of form 3, 4, or 5, then, from the specification of these clause forms it follows that $\text{gra}(D_{pi} \mu) \subseteq \text{gra}(\neg D_p \mu)$. Because N then has a sibling whose literal label is $\neg D_p \mu$, the existence of an ancestor N' of N as claimed follows from (i.).
- iii. If $\text{lit}(N)$ is of the form $D_{p1} \mu$ and $\text{clause}(\text{parent}(N))$ is an instance of a clause of form 6, then from the specification of this clause form it follows that $\text{gra}(D_{p1} \mu) \subseteq \text{gra}(\neg D_p \mu) \cup \text{gra}(\neg R_p \mu)$. Because N then has two siblings whose literal labels are $\neg D_p \mu$ and $\neg R_p \mu$, respectively, the existence of an ancestor N' of N as claimed follows from (i.).
- iv. If $\text{lit}(N)$ is of the form $R_p \sigma_p \mu$ or $D_{pi} \gamma_p \mu$, where $\text{clause}(\text{parent}(N))$ is an instance of a clause of form 7 or 8, then, because N is not an introducer node for t from the specification of these clause forms it follows that $t \in \text{gra}(\neg D_p \mu)$. Because N has a sibling whose literal label is $\neg D_p \mu$, the existence of an ancestor N' of N as claimed follows from (i.). \square

To take account of the intermediate formulas constructed during access interpolant extraction according to Def. 26 we define the following generalizations of *RQFO formula* and of *access interpolant*.

Definition 30 (RQFOT Formula, Weak Access Interpolant).

- (i) Formulas of *first-order logic with relativized quantifiers and ground terms*, briefly *RQFOT formulas*, are defined like RQFO formulas (Def. 13.i) with the exception that as arguments of atoms not just variables and constants, but also ground terms with function symbols of arbitrary arity are allowed.
- (ii) Let F, G be RQFO sentences and let F', G' be quantifier-free first-order formulas such that $F \wedge F' \models G \vee G'$. A *weak access interpolant* of F, F', G and G' is an RQFOT sentence H such that

1. $F \wedge F' \models H \models G \vee G'$.
2. $\text{pred}(H) \subseteq \text{pred}(F) \cap \text{pred}(G)$.
3. Every existential binding pattern of H is covered by an existential binding pattern of G . Every universal binding pattern of H is covered by a universal binding pattern of F .
4. $\text{gra}(H) \subseteq \text{gra}(F \wedge F') \cap \text{gra}(G \vee G')$.

Access interpolants are special cases of weak access interpolants, as stated with the following proposition.

Proposition 31 (Weak and Standard Access Interpolants). *Let F, G be RQFO sentences. A formula H is an access interpolant of F and G if and only if H is a weak access interpolant of F, \top, G and \perp .*

Proof. Easy to see from the definitions of *weak access interpolant* (Def. 30.ii) and *access interpolant* (Def. 15). \square

We are now ready to prove the core property that underlies the correctness of the access interpolant extraction from SMUL-clausal tableaux.

Lemma 32 (Core Invariant of Access Interpolant Extraction from SMUL-Clausal Tableaux). *Assume the setting of Def. 26. For all inner nodes N of T the formula $\text{acc-ipl}(N)$ is a weak access interpolant of $\text{DEF}^\rightarrow(F)$, $\text{branch}_L(N)$, $\neg\text{DEF}^\leftarrow(G)$ and $\neg\text{branch}_R(N)$.*

Proof. By induction corresponding to the definition of acc-ipl (Def. 26). Consider the following property, applicable to nodes N of T with children N_1, \dots, N_k where $k \geq 0$:

- (IH) For all $i \in \{2, \dots, k\}$ it holds that if N_i is an inner node, then $\text{acc-ipl}(N_i)$ is a weak access interpolant of $\text{DEF}^\rightarrow(F)$, $\text{branch}_L(N_i)$, $\neg\text{DEF}^\leftarrow(G)$ and $\neg\text{branch}_R(N_i)$.

Given that (IH) trivially holds for leaves N , we prove the lemma by showing that for all inner nodes N of T that satisfy (IH) the formula $\text{acc-ipl}(N)$ is a weak access interpolant of $\text{DEF}^\rightarrow(F)$, $\text{branch}_L(N)$, $\neg\text{DEF}^\leftarrow(G)$ and $\neg\text{branch}_R(N)$. We show this now for all cases of Def. 26 where the children of N have side label L. The cases where the children of N have side label R can be shown analogously.

Literal $\text{lit}(N_1)$ must, by consideration of the clause forms in Lemma 20 and the closed, eager and leaf-only preconditions, be an instance of a literal of the form $\neg D_p$. Let μ be a ground substitution such that $\text{dom}(\mu) = \text{var}(D_p)$ and $\neg D_p\mu = \text{lit}(N_1)$. The following two statements are easy to see and useful as lemmas in the proofs for several of the considered cases:

- (L1) $D_p\mu$ (which is equal to $\overline{\text{lit}(N_1)}$) occurs as a conjunct in $\text{branch}_L(N)$.
 (L2) For $i \in \{1, \dots, k\}$ it holds that $\text{branch}_R(N) = \text{branch}_R(N_i)$.

In investigating the cases of Def. 26 with respect to the requirements on a *weak access interpolant*, we split up the semantic requirement 1 of Def. 30.ii into a “left” component, that is, $\text{DEF}^\rightarrow(F) \wedge \text{branch}_L(N) \models \text{acc-ipl}(N)$ and a “right” component, that is, $\text{acc-ipl}(N) \models \neg\text{DEF}^\leftarrow(G) \vee \neg\text{branch}_R(N)$, or, equivalently, expressed as contrapositive, $\text{DEF}^\leftarrow(G) \wedge \text{branch}_R(N) \models \neg\text{acc-ipl}(N)$. If appropriate, proof steps are shown in tabular symbolic form followed by explanations. As in Def. 26, we use the symbolic notation of Lemma 20. Cases are characterized by the corresponding case of Def. 26 and clause forms according to Lemma 20 such that $\text{clause}(N)$ is an instance of one of them.

Case (i.), Clause Forms 2–5

In this case $\text{acc-ipol}(N)$ is defined as $\bigvee_{i=1}^k \text{acc-ipol}(N_i)$. Let μ be a ground substitution such that $\text{dom}(\mu) = \text{var}(D_p)$ and $\text{lit}(N_1) = \neg D_p\mu$.

Weak Access Interpolant (Def. 30.ii), Condition 1 left.

- (1) $\text{DEF}^\rightarrow(F) \models \forall \mathbf{x}_p (D_p \rightarrow D_{p1} \vee \dots \vee D_{p(k-1)})$.
- (2) $\text{DEF}^\rightarrow(F) \models D_p\mu \rightarrow D_{p1}\mu \vee \dots \vee D_{p(k-1)}\mu$.
- (3) $\text{branch}_L(N) \models D_p\mu$.
- (4) $\text{DEF}^\rightarrow(F) \wedge \text{branch}_L(N) \models D_{p1}\mu \vee \dots \vee D_{p(k-1)}\mu$.
- (5) $\text{DEF}^\rightarrow(F) \wedge \text{branch}_L(N) \models \text{acc-ipol}(N_2) \vee \dots \vee \text{acc-ipol}(N_k)$.
- (6) $\text{DEF}^\rightarrow(F) \wedge \text{branch}_L(N) \models \text{acc-ipol}(N)$.

Entailment (1) holds since its right side is a conjunct of its left side. Entailment (2) follows from (1) by instantiating universally quantified variables. Entailment (3) follows from (L1). Entailment (4) follows from (3) and (2). Entailment (5) follows from (4) and (IH). Entailment (6) follows from (5) and the definition of $\text{acc-ipol}(N)$ for the considered case.

Weak Access Interpolant (Def. 30.ii), Condition 1 right.

- (1) $\text{DEF}^\leftarrow(G) \wedge \text{branch}_R(N) \models \neg \text{acc-ipol}(N_2) \wedge \dots \wedge \neg \text{acc-ipol}(N_k)$.
- (2) $\text{DEF}^\leftarrow(G) \wedge \text{branch}_R(N) \models \neg \text{acc-ipol}(N)$.

Entailment (1) follows from (IH) and (L2). Entailment (2) follows from (1) and the definition of $\text{acc-ipol}(N)$ for the considered case.

Weak Access Interpolant (Def. 30.ii), Condition 2. Immediate from (IH) and the definition of $\text{acc-ipol}(N)$ for the considered case.

Weak Access Interpolant (Def. 30.ii), Condition 3. Immediate from (IH) and the definition of $\text{acc-ipol}(N)$ for the considered case.

Weak Access Interpolant (Def. 30.ii), Condition 4.

- (1) $\text{gra}(D_{pi}\mu) \subseteq \text{gra}(\neg D_p\mu)$, for all $i \in \{1, \dots, k-1\}$.
- (2) $\text{gra}(\text{branch}_L(N)) = \text{gra}(\text{branch}_L(N_i))$, for all $i \in \{2, \dots, k\}$.
- (3) $\text{gra}(\text{branch}_R(N)) = \text{gra}(\text{branch}_R(N_i))$, for all $i \in \{2, \dots, k\}$.
- (4) $\text{gra}(\text{acc-ipol}(N)) \subseteq \text{gra}(\text{DEF}^\rightarrow(F) \wedge \text{branch}_L(N)) \cap \text{gra}(\neg \text{DEF}^\leftarrow(G) \vee \neg \text{branch}_R(N))$.

Subsumption (1) follows from the specification of the concerned clause forms. Equality (2) follows from (1), considering that for $i \in \{2, \dots, k\}$ it holds that $\text{lit}(N_i) = D_{p(i-1)}\mu$. Equality (3) follows from (L2). Subsumption (4) follows from (IH), (3) and (2), given that $\text{gra}(\text{acc-ipol}(N)) = \bigcup_{i=2}^k \text{gra}(\text{acc-ipol}(N_i))$.

Case (i.), Clause Forms 7–8

In this case $\text{acc-ipol}(N)$ is defined as $\text{acc-ipol}(N_2)$. Let μ be a ground substitution such that $\text{dom}(\mu) = \text{var}(D_p)$ and $\text{lit}(N_1) = \neg D_p\mu$.

Weak Access Interpolant (Def. 30.ii), Condition 1 left. We consider the subcase where $\text{clause}(N)$ is an instance of a clause of form 7.

- (1) $\text{DEF}^\rightarrow(F) \wedge \text{branch}_L(N_2) \models \text{acc-ipol}(N_2)$.
- (2) $\text{DEF}^\rightarrow(F) \wedge \text{branch}_L(N) \wedge R_p\sigma_p\mu \models \text{acc-ipol}(N_2)$.
- (3) $\text{DEF}^\rightarrow(F) \wedge \text{branch}_L(N'') \wedge R_p\sigma_p\mu \wedge D_{p1}\sigma_p\mu \models \text{acc-ipol}(N_2)$.
- (4) $\gamma \stackrel{\text{def}}{=} \sigma_p\mu|_{\mathbf{v}_p}$.
- (5) $\text{rng}(\gamma) \cap \text{gra}(\text{branch}_L(N'')) = \emptyset$.
- (6) $\text{rng}(\gamma) \cap \text{gra}(\text{branch}_R(N_2)) = \emptyset$.
- (7) $\text{rng}(\gamma) \cap \text{gra}(\text{DEF}^\rightarrow(F)) = \emptyset$.
- (8) $\text{rng}(\gamma) \cap \text{gra}(\text{DEF}^\leftarrow(G)) = \emptyset$.
- (9) $\text{rng}(\gamma) \cap \text{gra}(\text{acc-ipol}(N_2)) = \emptyset$.
- (10) $\exists \mathbf{v}_p(\text{DEF}^\rightarrow(F) \wedge \text{branch}_L(N'') \wedge R_p\sigma_p\mu \wedge D_{p1}\sigma_p\mu) \langle\langle \gamma^{-1} \rangle\rangle \models \text{acc-ipol}(N_2)$.
- (11) $\text{DEF}^\rightarrow(F) \wedge \text{branch}_L(N'') \wedge \exists \mathbf{v}_p(R_p\sigma_p\mu \wedge D_{p1}\sigma_p\mu) \langle\langle \gamma^{-1} \rangle\rangle \models \text{acc-ipol}(N_2)$.
- (12) $\text{DEF}^\rightarrow(F) \wedge \text{branch}_L(N) \wedge \exists \mathbf{v}_p(R_p\sigma_p\mu \wedge D_{p1}\sigma_p\mu) \langle\langle \gamma^{-1} \rangle\rangle \models \text{acc-ipol}(N_2)$.
- (13) $\text{DEF}^\rightarrow(F) \wedge \text{branch}_L(N) \wedge \exists \mathbf{v}_p(R_p\mu \wedge D_{p1}\mu) \models \text{acc-ipol}(N_2)$.
- (14) $\text{DEF}^\rightarrow(F) \models \forall \mathbf{x}_p(D_p \rightarrow \exists \mathbf{v}_p(R_p \wedge D_{p1}))$.
- (15) $\text{DEF}^\rightarrow(F) \models D_p\mu \rightarrow \exists \mathbf{v}_p(R_p\mu \wedge D_{p1}\mu)$.
- (16) $\text{DEF}^\rightarrow(F) \wedge \text{branch}_L(N) \models D_p\mu$.
- (17) $\text{DEF}^\rightarrow(F) \wedge \text{branch}_L(N) \models \exists \mathbf{v}_p(R_p\mu \wedge D_{p1}\mu)$.
- (18) $\text{DEF}^\rightarrow(F) \wedge \text{branch}_L(N) \models \text{acc-ipol}(N_2)$.
- (19) $\text{DEF}^\rightarrow(F) \wedge \text{branch}_L(N) \models \text{acc-ipol}(N)$.

Entailment (1) follows from (IH). Entailment (2) is obtained from (1) by expressing $\text{branch}_L(N_2)$ with its last conjunct made explicit. Note that γ is an injection. Observe that $R_p\sigma_p\mu$ and $D_{p1}\sigma_p\mu$ are the introducer literals for exactly the members of $\text{rng}(\gamma)$. From the contiguity presupposition it follows that if a node with literal label $D_{p1}\sigma_p\mu$ is an ancestor of N_2 , then it is the parent of N_2 , that is, N . Hence there exists node N'' which is the parent of N or identical with N (depending on whether $\text{lit}(N) = D_{p1}\sigma_p\mu$) such that (3) holds and, by Prop. 29, also (5) and (6) hold. (Entailment (3) holds also if $\text{lit}(N) \neq D_{p1}\sigma_p\mu$. The conjunct $D_{p1}\sigma_p\mu$ then just redundantly strengthens the left side.) Equalities (7) and (8) hold since the principal functor of all members of $\text{rng}(\gamma)$ is a Skolem functor and thus does occur neither in $\text{DEF}^\rightarrow(F)$ nor in $\text{DEF}^\leftarrow(G)$. Equality (9) follows from (8), (6) and (IH). Entailment (10) follows from (9) and (3) by Prop. 24. Entailment (11) follows from (10), (7) and (5). Entailment (12) follows from (11) since N'' is identical to N or the parent of N . Entailment (13) follows from (12) since $R_p\sigma_p\mu \langle\langle \gamma^{-1} \rangle\rangle = R_p\mu$ and $D_{p1}\sigma_p\mu \langle\langle \gamma^{-1} \rangle\rangle = D_{p1}\mu$. Entailment (14) holds since its right side is a conjunct of its left side. Entailment (15) follows from (14) by instantiating universally quantified variables. Entailment (16) follows from (L1). Entailment (17) follows

from (16) and (14). Entailment (18) follows from (17) and (13). Entailment (19) follows from (18) since $\text{acc-ipl}(N) = \text{acc-ipl}(N_2)$.

The subcase where $\text{clause}(N)$ is an instance of form 8 can be shown in the same way: In (2) the literal $D_{p1}\sigma_p\mu$ would take the place of $R_p\sigma_p\mu$ and the possibility that $\text{lit}(N) = R_p\sigma_p\mu$ would play the role of $\text{lit}(N) = D_{p1}\sigma_p\mu$ in the discussion of steps (2)–(9).

Weak Access Interpolant (Def. 30.ii), Condition 1 right. Immediate from (IH) and (L2) since $\text{acc-ipl}(N) = \text{acc-ipl}(N_2)$.

Weak Access Interpolant (Def. 30.ii), Condition 2. Immediate from (IH) since $\text{acc-ipl}(N) = \text{acc-ipl}(N_2)$.

Weak Access Interpolant (Def. 30.ii), Condition 3. Immediate from (IH) since $\text{acc-ipl}(N) = \text{acc-ipl}(N_2)$.

Weak Access Interpolant (Def. 30.ii), Condition 4. We consider the subcase where $\text{clause}(N)$ is an instance of a clause of form 7.

- (1) $t \in \text{gra}(\text{acc-ipl}(N_2)) \cap \text{gra}(R_p\sigma_p\mu)$.
- (2) $t \notin \text{rng}(\gamma)$.
- (3) $t \in \text{gra}(\neg D_p\mu) \cup \text{gra}(R_p)$.
- (4) $t \in \text{gra}(\text{branch}_L(N)) \cup \text{gra}(R_p)$.
- (5) $\text{gra}(\text{acc-ipl}(N_2)) \cap \text{gra}(R_p\sigma_p\mu) \subseteq \text{gra}(\text{branch}_L(N)) \cup \text{gra}(R_p)$.
- (6) $\text{gra}(\text{acc-ipl}(N_2)) \subseteq \text{gra}(\text{DEF}^{\rightarrow}(F) \wedge \text{branch}_L(N))$.
- (7) $\text{gra}(\text{acc-ipl}(N_2)) \subseteq \text{gra}(\neg \text{DEF}^{\leftarrow}(G) \vee \neg \text{branch}_R(N))$.
- (8) $\text{gra}(\text{acc-ipl}(N)) \subseteq \text{gra}(\text{DEF}^{\rightarrow}(F) \wedge \text{branch}_L(N)) \cap \text{gra}(\neg \text{DEF}^{\leftarrow}(G) \vee \neg \text{branch}_R(N))$.

Let t be a term that satisfies (1). Let substitution γ be defined as in step (4) of the proof of *condition 1 left* above. Statement (2) then follows from step (9) of that proof. By (2), the literal $R_p\sigma_p\mu$ is not an introducer literal for t . Hence (3) follows from the definition of clause form 7. Statement (4) follows from (3) and (L1). Subsumption (5) then follows since (1) implies (4), for all ground terms t . Subsumption (6) follows from (IH) and (5) because $\text{gra}(R_p) \subseteq \text{gra}(\text{DEF}^{\rightarrow}(F))$ and $\text{branch}_L(N_2) = \text{branch}_L(N) \wedge R_p\sigma_p\mu$. Subsumption (7) follows from (IH) and (L2). Since $\text{acc-ipl}(N) = \text{acc-ipl}(N_2)$, subsumption (8) follows from (7) and (6).

The subcase where $\text{clause}(N)$ is an instance of form 8 can be shown in the same way, with $D_{p1}\sigma_p\mu$ in place of $R_p\sigma_p\mu$.

Case (iii.a), Clause Form 6

In this case $\text{acc-ipl}(N)$ is defined as $\text{acc-ipl}(N_3)$. Let μ be a ground substitution such that $\text{dom}(\mu) = \text{var}(D_p) \cup \mathbf{v}_p$ and $\text{clause}(N) = (\neg D_p \vee \neg R_p \vee D_{p1})\mu$. We note the following lemma, which can be derived similarly as (L1) from properties of the tableau, including that it is leaf-only for a set that includes $\neg R_p\mu$:

- (L3) The literal $R_p\mu$ (that is, $\overline{\text{lit}(N_2)}$) occurs as a conjunct in $\text{branch}_L(N)$.

Weak Access Interpolant (Def. 30.ii), Condition 1 left.

- (1) $\text{DEF}^\rightarrow(F) \wedge \text{branch}_L(N_3) \models \text{acc-iplol}(N_3)$.
- (2) $\text{DEF}^\rightarrow(F) \wedge \text{branch}_L(N) \wedge D_{p1}\mu \models \text{acc-iplol}(N_3)$.
- (3) $\text{DEF}^\rightarrow(F) \models \forall \mathbf{x}_p(D_p \rightarrow \forall \mathbf{v}_p(\neg R_p \vee D_{p1}))$.
- (4) $\text{DEF}^\rightarrow(F) \models \neg D_p\mu \vee \neg R_p\mu \vee D_{p1}\mu$.
- (5) $\text{branch}_L(N) \models D_p\mu$.
- (6) $\text{branch}_L(N) \models R_p\mu$.
- (7) $\text{DEF}^\rightarrow(F) \wedge \text{branch}_L(N) \models \text{acc-iplol}(N_3)$.
- (8) $\text{DEF}^\rightarrow(F) \wedge \text{branch}_L(N) \models \text{acc-iplol}(N)$.

Entailment (1) follows from (IH). Entailment (2) is obtained from (1) by expressing $\text{branch}_L(N_3)$ with its last conjunct made explicit. Entailment (3) holds since its right side is a conjunct of its left side. Entailment (4) follows from (3) by instantiating universally quantified variables. Entailments (5) and (6) follow from (L1) and (L3), respectively. Entailment (7) follows from (4)–(6) and (2). Step (8) follows from (7) since $\text{acc-iplol}(N) = \text{acc-iplol}(N_3)$.

Weak Access Interpolant (Def. 30.ii), Condition 1 right. Immediate from (IH) and (L2) since $\text{acc-iplol}(N) = \text{acc-iplol}(N_3)$.

Weak Access Interpolant (Def. 30.ii), Condition 2. Immediate from (IH) since $\text{acc-iplol}(N) = \text{acc-iplol}(N_3)$.

Weak Access Interpolant (Def. 30.ii), Condition 3. Immediate from (IH) since $\text{acc-iplol}(N) = \text{acc-iplol}(N_3)$.

Weak Access Interpolant (Def. 30.ii), Condition 4.

- (1) $\text{gra}(\neg R_p\mu) \cup \text{gra}(\neg D_p\mu) \subseteq \text{gra}(\text{branch}_L(N))$.
- (2) $\text{gra}(D_{p1}\mu) \subseteq \text{gra}(\neg R_p\mu) \cup \text{gra}(\neg D_p\mu)$.
- (3) $\text{gra}(\text{branch}_L(N)) = \text{gra}(\text{branch}_L(N_3))$.
- (4) $\text{gra}(\text{branch}_R(N)) = \text{gra}(\text{branch}_R(N_3))$.
- (5) $\text{gra}(\text{acc-iplol}(N)) \subseteq \text{gra}(\text{DEF}^\rightarrow(F) \wedge \text{branch}_L(N)) \cap \text{gra}(\neg \text{DEF}^\leftarrow(G) \vee \neg \text{branch}_R(N))$.

Subsumption (1) follows from (L1) and (L3). Subsumption (2) follows from the definition of clause form 6. Equality (3) follows from (2) and (1) since $\text{branch}_L(N_3) = \text{branch}_L(N) \wedge D_{p1}\mu$. Equality (4) follows from (L2). Subsumption (5) follows from (IH), (4) and (3), since $\text{acc-iplol}(N) = \text{acc-iplol}(N_3)$.

Case (iii.b), Clause Form 6

Let μ be a ground substitution such that $\text{dom}(\mu) = \text{var}(D_p) \cup \mathbf{v}_p$ and $\text{clause}(N) = (\neg D_p \vee \neg R_p \vee D_{p1})\mu$. Formula $\text{acc-iplol}(N)$ is for this case defined as

$$\forall v_1 \dots \forall v_n (\neg R_p\mu \vee \text{acc-iplol}(N_3)) \langle \langle \theta^{-1} \rangle \rangle,$$

where $\theta = \{v_1 \mapsto t_1, \dots, v_n \mapsto t_n\}$, $\{t_1, \dots, t_n\} = \text{gra}(\neg R_p\mu) \setminus \text{gra}(\text{DEF}^\rightarrow(F) \wedge \text{branch}_L(N))$, and v_1, \dots, v_n are fresh variables.

Weak Access Interpolant (Def. 30.ii), Condition 1 left.

- (1) $\text{DEF}^{\rightarrow}(F) \wedge \text{branch}_{\text{L}}(N_3) \models \text{acc-ipol}(N_3)$.
- (2) $\text{DEF}^{\rightarrow}(F) \wedge \text{branch}_{\text{L}}(N) \wedge D_{p1}\mu \models \text{acc-ipol}(N_3)$.
- (3) $\text{DEF}^{\rightarrow}(F) \models \forall \mathbf{x}_p (D_p \rightarrow \forall \mathbf{v}_p (\neg R_p \vee D_{p1}))$.
- (4) $\text{DEF}^{\rightarrow}(F) \models \neg D_p\mu \vee \neg R_p\mu \vee D_{p1}\mu$.
- (5) $\text{branch}_{\text{L}}(N) \models D_p\mu$.
- (6) $\text{DEF}^{\rightarrow}(F) \wedge \text{branch}_{\text{L}}(N) \models \neg R_p\mu \vee \text{acc-ipol}(N_3)$.
- (7) $\text{DEF}^{\rightarrow}(F) \wedge \text{branch}_{\text{L}}(N) \models \forall v_1 \dots \forall v_n (\neg R_p\mu \vee \text{acc-ipol}(N_3)) \langle \theta^{-1} \rangle$.
- (8) $\text{DEF}^{\rightarrow}(F) \wedge \text{branch}_{\text{L}}(N) \models \text{acc-ipol}(N)$.

Entailments (1)–(5) follow in the same way as in the as shown above for case (iii.a), *condition 1 left*. Entailment (6) follows from (5), (4) and (2). Given the specified properties of θ , entailment (7) follows from (6) by Prop 24. Step (8) is obtained from (7) by contracting the definition of $\text{acc-ipol}(N)$ for the considered case.

Weak Access Interpolant (Def. 30.ii), Condition 1 right.

- (1) $\text{DEF}^{\leftarrow}(G) \wedge \text{branch}_{\text{R}}(N_3) \models \neg \text{acc-ipol}(N_3)$.
- (2) $\text{branch}_{\text{R}}(N_3) = \text{branch}_{\text{R}}(N)$.
- (3) $\text{branch}_{\text{R}}(N) \models R_p\mu$.
- (4) $\text{DEF}^{\leftarrow}(G) \wedge \text{branch}_{\text{R}}(N) \models R_p\mu \wedge \neg \text{acc-ipol}(N_3)$.
- (5) $\text{DEF}^{\leftarrow}(G) \wedge \text{branch}_{\text{R}}(N) \models \exists v_1 \dots \exists v_n (R_p\mu \wedge \neg \text{acc-ipol}(N_3)) \langle \theta^{-1} \rangle$.
- (6) $\text{DEF}^{\leftarrow}(G) \wedge \text{branch}_{\text{R}}(N) \models \neg \forall v_1 \dots \forall v_n (\neg R_p\mu \vee \text{acc-ipol}(N_3)) \langle \theta^{-1} \rangle$.
- (7) $\text{DEF}^{\leftarrow}(G) \wedge \text{branch}_{\text{R}}(N) \models \neg \text{acc-ipol}(N)$.

Entailment (1) follows from (IH). The tableau is presupposed to be closed, eager and leaf-only for a set that includes $\neg R_p\mu$. Because $\text{lit}(N_2) = \neg R_p\mu$ then there exists an ancestor N' of N_2 with $\text{lit}(N')R_p\mu$, as referenced to in the definition of case (iii.). In the subcase (iii.b) considered here it is additionally assumed that N' is R, which then implies (3). Entailment (4) follows from (3), (L2) and (1). Entailment (5) follows from (4), since the formula on the right side of (5) is entailed by the formula on the right side of (4). The formula on the right side of (6) is equivalent to that on the right side of (5). Entailment (7) is obtained from (6) by contracting the definition of $\text{acc-ipol}(N)$ for the considered case.

Weak Access Interpolant (Def. 30.ii), Condition 2. The formula $\text{acc-ipol}(N)$ contains, compared to $\text{acc-ipol}(N_3)$ one additional predicate occurrence, a negative occurrence of the predicate of $R_p\mu$. This predicate occurs in an instance of a clause of form 6, hence negatively in $\text{DEF}^{\rightarrow}(F)$. It also occurs positively, in the literal label $R_p\mu$ of a R ancestor N' of N_3 , hence in a clause that is an instance of a clause of form 14, hence, negatively in $\neg \text{DEF}^{\rightarrow}(G)$.

Weak Access Interpolant (Def. 30.ii), Condition 3. From (IH) it follows that all existential binding patterns of $\text{acc-ipol}(N_3)$ are covered by $\neg \text{DEF}^{\leftarrow}(G)$ and all universal binding patterns of $\text{acc-ipol}(N_3)$ are covered by $\text{DEF}^{\rightarrow}(F)$. That the binding patterns of $\text{acc-ipol}(N)$, defined as $\forall v_1 \dots \forall v_n (\neg R_p\mu \vee \text{acc-ipol}(N_3)) \langle \theta^{-1} \rangle$,

are also covered in that way by $\neg\text{DEF}^{\leftarrow}(G)$ and $\text{DEF}^{\rightarrow}(F)$ then follows if the outermost quantification of $\text{acc-iplol}(N)$ is covered by the quantification upon $\forall \mathbf{v}_p$ in the formula $\forall \mathbf{x}_p(D_p \rightarrow \forall \mathbf{v}_p(\neg R_p \vee D_{p1}))$, which is a conjunct of $\text{DEF}^{\rightarrow}(F)$. This, in turn, follows if each member of the range of θ occurs in $R_p\mu$ in an argument position that is an “output position” of R_p , that is, the argument of R_p at that position is a member of \mathbf{v}_p . We show the latter statement. Let t be a member of the range of θ . From the definition of θ it follows that $t \in \text{gra}(\neg R_p\mu)$. Assume that t occurs in $\neg R_p\mu$ in a “non-output” position, that is, at an argument position of $R_p\mu$ at which the argument of R_p is no member of \mathbf{v}_p . From the definition of the considered clause form 6 it follows that then $t \in \text{gra}(\neg D_p\mu)$ or $t \in \text{gra}(\neg R_p)$. By (L1) and since $\text{gra}(\neg R_p) \subseteq \text{gra}(\text{DEF}^{\rightarrow}(F))$ it follows that $t \in \text{gra}(\text{branch}_L(N)) \cup \text{gra}(\text{DEF}^{\rightarrow}(F))$. From the specification of θ it follows that $\text{rng}(\theta) \cap (\text{gra}(\text{branch}_L(N)) \cup \text{gra}(\text{DEF}^{\rightarrow}(F))) = \emptyset$. Hence $t \notin \text{rng}(\theta)$, contradicting our initial presumption about t . Thus t must occur in $\text{gra}(\neg R_p\mu)$ at an “output position” of R_p .

Weak Access Interpolant (Def. 30.ii), Condition 4.

- (1) $\text{gra}(\text{acc-iplol}(N_3)) \subseteq \text{gra}(\text{DEF}^{\rightarrow}(F) \wedge \text{branch}_L(N_3))$.
- (2) $\text{gra}(\text{acc-iplol}(N_3)) \subseteq \text{gra}(\text{DEF}^{\rightarrow}(F) \wedge \text{branch}_L(N) \wedge D_{p1}\mu)$.
- (3) $\text{gra}(D_{p1}\mu) \subseteq \text{gra}(\neg D_p\mu) \cup \text{gra}(\neg R_p\mu) \subseteq \text{gra}(\text{branch}_L(N)) \cup \text{gra}(\neg R_p\mu)$.
- (4) $\text{gra}(\text{acc-iplol}(N_3)) \subseteq \text{gra}(\text{DEF}^{\rightarrow}(F) \wedge \text{branch}_L(N)) \cup \text{gra}(\neg R_p\mu)$.
- (5) $\text{gra}(\text{acc-iplol}(N)) \subseteq \text{gra}(\text{acc-iplol}(N_3))$.
- (6) $\text{gra}(\text{acc-iplol}(N)) \cap (\text{gra}(\neg R_p\mu) \setminus (\text{gra}(\text{DEF}^{\rightarrow}(F) \wedge \text{branch}_L(N)))) = \emptyset$.
- (7) $\text{gra}(\text{acc-iplol}(N)) \subseteq \text{gra}(\text{DEF}^{\rightarrow}(F) \wedge \text{branch}_L(N))$.
- (8) $\text{gra}(\text{acc-iplol}(N)) \subseteq \text{gra}(\neg\text{DEF}^{\leftarrow}(G) \vee \neg\text{branch}_R(N))$.
- (9) $\text{gra}(\text{acc-iplol}(N)) \subseteq \text{gra}(\text{DEF}^{\rightarrow}(F) \wedge \text{branch}_L(N)) \cap \text{gra}(\neg(\text{DEF}^{\leftarrow}(G) \wedge \text{branch}_R(N)))$.

Subsumption (1) follows from (IH). Subsumption (2) is obtained from (1) by expressing $\text{branch}_L(N_3)$ with its last conjunct made explicit. Subsumptions (3) follow from the definition of clause form 6 and (L1). Subsumption (4) follows from (2) and (3). Subsumptions (5) and (6) follow from the definition of $\text{acc-iplol}(N)$ in the considered case. Subsumption (7) follows from (6), (5) and (4). Subsumption (8) can be shown as follows: Let $t \in \text{gra}(\text{acc-iplol}(N))$. From the definition of $\text{acc-iplol}(N)$ for the considered case it follows that $t \in \text{gra}(\neg R_p\mu) \cup \text{gra}(\text{acc-iplol}(N_3))$. If $t \in \text{gra}(\neg R_p\mu)$, then, by the characterization of the considered case there is an ancestor N' of N_2 such that $\text{side}(N') = R$ and $\text{lit}(N') = R_p\mu$. Hence $t \in \text{gra}(\text{branch}_R(N))$. If $t \in \text{gra}(\text{acc-iplol}(N_3))$, then, from (IH) it follows that $t \in \text{gra}(\neg\text{DEF}^{\leftarrow}(G) \vee \neg\text{branch}_R(N_3))$. Subsumption (8) then follows by (L2). Subsumption (9) follows from (8) and (7). \square

Theorem 27 stated at the beginning of this section can now be proven on the basis of Lemma 32.

Theorem 27 (Correctness of Access Interpolant Extraction from SMUL-Clausal Tableaux). *Let F, G be RQFO formulas such that $F \models G$ and let N be the root of a closed two-sided ground tableau for two clausal formulas obtained from F and G as specified in Def. 26. Then $\text{acc-ipol}(N)$ is an access interpolant of F and G .*

Proof. From Lemma 32 and 31 it follows that $\text{acc-ipol}(N)$ is an access interpolant of $\text{DEF}^{\rightarrow}(F)$ and $\neg\text{DEF}^{\leftarrow}(G)$. With Prop. 19 it follows that $\text{acc-ipol}(N)$ is an access interpolant of F and G . \square

12 Conversion to SMUL-Clausal Tableaux

If F and G are RQFO formulas such that $F \models G$, then a complete clausal theorem prover can be applied to obtain a closed two-sided clausal ground tableau for clausifications of $\text{DEF}^{\rightarrow}(F)$ and $\text{DEF}^{\leftarrow}(G)$ as specified in Lemma 20. To allow the correct extraction of an access interpolant from the tableau as specified in Def. 26 and justified in Theorem 27, the tableau has to satisfy further constraints: It must be eager, regular, leaf-only for the set of all ground literals of the form $\neg D_p\mu$, $\neg R_p\mu$, $E_q\mu$, and $\neg Q_q\mu$ that occur as literal labels of the tableau, and it must be contiguous for the all pairs of ground literals of the form $\{R_p\sigma_p\mu, D_{p1}\sigma_p\mu\}$ or the form $\{Q_q\gamma_q\mu, \neg E_{p1}\gamma_q\mu\}$ whose members occur as literal labels of the tableau. We will show here tableau conversions that ensure these constraints. All these conversions preserve closedness of the tableau and all clauses of the converted tableau are clauses of the tableau before conversion. Termination is for these conversions easy to see, with exception of the conversion that ensures the *leaf-only* property, for which we state it explicitly as a proposition and provide a proof. Examples that illustrate the conversions will be given in Sect. 13.

The following conversions to ensure eagerness and regularity are described as destructive tableau manipulation procedures. The procedure for ensuring regularity is from [Let99b] and is illustrated by Fig. 1. Both conversions can be considered as tableau simplifications, that is, procedures that require typically linear and at most polynomial effort.

Procedure 33 (Removal of Uneagerness).

INPUT: A clausal tableau.

METHOD: Repeat the following operation until the resulting tableau is eager: Select an inner node N that is closed. Remove the edges originating in N .

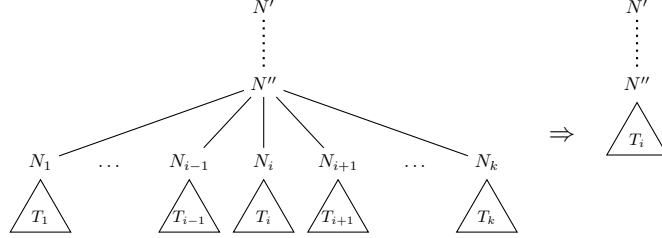
OUTPUT: An eager clausal tableau, whose clauses are also clauses of the input tableau, and which is closed if and only if the input tableau is closed. If the input tableau is regular, then also the output tableau is regular.

Procedure 34 (Removal of Irregularities [Let99b, Sect. 2.1.3]).

INPUT: A clausal tableau.

METHOD: Repeat the following operation until the resulting tableau is regular: Select a node N in the tableau with an ancestor N' such that $\text{lit}(N') = \text{lit}(N)$.

Fig. 1: Tableau simplification step for removal of irregularities with Procedure 34 [Let99b]. Node N in the procedure description corresponds to N_i in the figure, where $1 \leq i \leq k$. It is possible that $N'' = N'$. A triangle below a node represents the edges originating in the node (which might be none) together with the descendants of the node and all edges between them.



Remove the edges originating in the parent N'' of N and replace them with the edges originating in N .

OUTPUT: A regular clausal tableau whose clauses are also clauses of the input tableau and which is closed if the input tableau is closed. If the input tableau is eager, then also the output tableau is eager.

The following conversion can be applied to ensure the *leaf-only* property. It is again specified as a procedure that destructively manipulates a tableau. We use there the notion of a *fresh copy* of an ordered tree T , which is an ordered tree T' with fresh nodes and edges, related to T through a bijection c such that any node N of T has the same labels (e.g., literal label and side label) as node $c(N)$ of T' and such that the i -th edge originating in node N of T ends in node M if and only if the i -th edge originating in node $c(N)$ of T' ends in node $c(M)$. The procedure is illustrated by Fig. 2 and 3. Its termination is then shown with Prop. 36.

Fig. 2: Conversion step for ensuring the leaf-only property with Procedure 35. Node N in the procedure description corresponds to N_i in the figure, where $1 \leq i \leq k$. A triangle below a node represents the edges originating in the node (which might be none, except for T_i) together with the descendants of the node and all edges between them. Triangle T'_i is obtained from T_i with steps illustrated in Fig. 3.

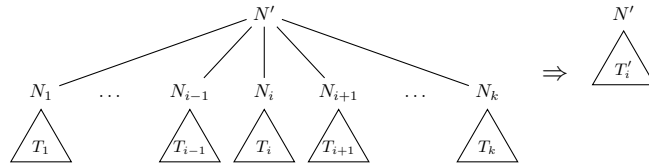
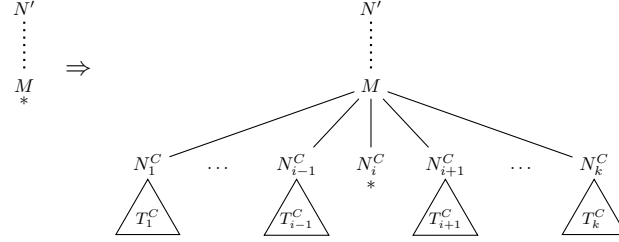


Fig. 3: Conversion step of a leaf M with $\text{lit}(M) = \overline{\text{lit}(N)}$ in Procedure 35 to obtain T'_i from T_i (see Fig. 2). An asterisk indicates leaves for which it is ensured that they are closed. Node N in the procedure description corresponds to N_i here. Superscripts C indicate that copies of the subtrees referenced in Fig. 2 are used. Node N' , depicted also in Fig. 2, is included here just to indicate explicitly that all affected nodes M are descendants of N' .



Procedure 35 (Leaf-Only Conversion).

INPUT: A closed, eager and regular clausal tableau and a set S of pairwise non-complementary literals that occur as literal labels of nodes of the tableau.

METHOD: Repeat the following operations until the tableau is leaf-only for S :

1. Let N be the inner node whose literal label is in S that is first visited by traversing the tableau in pre-order. Let N' be the parent of N .
2. Create a fresh copy U of the subtree rooted at N' . In U remove the edges that originate in the node corresponding to N .
3. Remove the edges originating in N' and replace them with the edges originating in N .
4. For each leaf descendant M of N' with $\text{lit}(M) = \overline{\text{lit}(N)}$: Create a fresh copy U' of U . Change the origin of the edges originating in the root of U' to M .
5. Ensure eagerness and regularity by simplifying with Procedure 33 and 34.

OUTPUT: A closed, eager and regular clausal tableau whose clauses are also clauses of the input tableau and which is leaf-only for S .

Proposition 36 (Termination of Leaf-Only Conversion). *Procedure 35 terminates.*

Proof. We give a measure that strictly decreases in each round of the procedure. Consider a single round of the steps 1.–5. of Procedure 35 with N and N' as determined in step 1. Then:

- i. All tableau modifications made in the round are in the subtree rooted at N' .
- ii. At finishing the round all descendants of N' with the same literal label as N are leaves.
- iii. All literal labels of inner nodes that are descendants of N' and are different from $\overline{\text{lit}(N)}$ at finishing the round are already literal labels of inner nodes that are descendants of N' when entering the round.

We can now specify the measure that strictly decreases in each round of Procedure 35. For a node N define $\text{bad-literals}(N)$ as the set of literal labels that occur in inner descendants of N as well as in S . From the above items (ii.) and (iii.) it follows that for N' as determined in step 1 of Procedure 35 the cardinality of $\text{bad-literals}(N')$ is strictly decreased in a round of steps 1.–5. of the procedure. However, a different node might be determined as N' in step 1 of the next round. To specify a globally decreasing measure we define a further auxiliary notion: Let N_n be a node whose ancestors are in root-to-leaf order the nodes N_1, \dots, N_{n-1} . Define $\text{path-string}(N_n)$ as the string $I_1 \dots I_n \omega$ of numbers, where for $i \in \{1, \dots, n\}$ the number I_i is the number of right siblings of N_i . With item (i.) it then follows that the following string of numbers, determined at step 1 of a round, is strictly reduced from round to round w.r.t. the lexicographical order of strings of numbers:

$$\text{path-string}(N') | \text{bad-literals}(N') |.$$

Regularity ensures that the length of the strings to be considered can not be larger than the finite number of literal labels of nodes of the input tableau plus 3 (a leading 0 for the root, which has no literal label; ω ; and $| \text{bad-literals}(N') |$). With the lexicographical order restricted to strings up to that length we have a well-order and the strict reduction ensures termination. \square

The following conversion ensures contiguity as far as required by the preconditions for the extraction of access interpolants. It is illustrated by Fig. 4.

Procedure 37 (Ensuring Contiguity in Special Cases).

INPUT: A regular and eager clausal tableau and a set \mathcal{S} of unordered pairs $\{L_1, L_2\}$ of literals such that

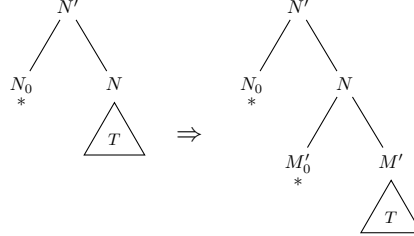
- L_1 and L_2 occur as literal labels of nodes of the tableau.
- There is a literal L_0 such that all clauses of the tableau in which L_1 or L_2 occur as literals are of the form $L_0 \vee L_1$ or $L_0 \vee L_2$.
- All nodes of the tableau with L_0 as literal label are leaves.

METHOD: Repeat the following until the resulting tableau is contiguous for all members of \mathcal{S} :

1. Select an inner node N that has a descendant M such that $\{\text{lit}(N), \text{lit}(M)\} \in \mathcal{S}$ and there is a third node that is a descendant of N and an ancestor of M .
2. Create fresh nodes M'_0 and M' where M'_0 has the same label values (i.e., the literal label and, if applicable, the side label) as the sibling of M , and M' has the same label values as M .
3. Remove the outgoing edges from N and attach them to M' .
4. Add M'_0 and M' as children to N .
5. Apply Procedure 34 to ensure regularity.

OUTPUT: An eager and regular clausal tableau whose clauses are also clauses of the input tableau and which is contiguous for all members of the input set \mathcal{S} . Moreover, if the input tableau is closed, the output tableau is also closed and if the input tableau is leaf-only for a set of literals that does not contain members of the pairs in \mathcal{S} , then the output tableau is also leaf-only for that set.

Fig. 4: First steps of a round for establishing contiguity with Procedure 37. Node M and the third node between N and M mentioned in the procedure definition are descendants of N and not shown explicitly. Nodes N_0 and M'_0 have the same labels. The depicted conversion in steps 1–4 is followed by the application of Procedure 34 to re-establish regularity.



Termination of Procedure 37 follows since the number of nodes that can be selected in step 1 strictly decreases in each round. Like Procedure 33 and 34, the procedure can be considered as a tableau simplification.

The procedures defined in this section suggest to apply them in the presented order, that is, Procedure 33 (eagerness), Procedure 34 (regularity), Procedure 35 (leaf-only property) and Procedure 37 (contiguity) to the closed clausal tableau obtained by a prover from the structure preserving clausifications of $\text{DEF}^\rightarrow(F)$ and $\text{DEF}^\leftarrow(G)$. The converted tableau is then suitable for extracting the access interpolant according to Def. 26.

13 Examples of the Conversion to SMUL-Clausal Tableaux

In this section the tableau conversions specified in Sect. 12 are illustrated with examples. We consider computing an access interpolant for the single RQFO sentence

$$\forall x (\neg r(x) \vee \exists y (s(x, y) \wedge \top)) \quad (\text{iii})$$

in the role of both interpolation inputs. Of course, the sentence itself is then trivially also an access interpolant. Nevertheless, with this example different structuring possibilities of clausal tableaux as obtained by provers and the effects of the conversions show up.

Structure preserving clausification of the sentence (iii) and its negation as suggested in Sect. 8 yields the following clausal formula as basis for interpolant computation, where f and g are Skolem functions, and x and y are free variables. The respective clause form according to Lemma 20 is there annotated in the right column. Clauses obtained from the sentence in the role as first interpolation input are shown against grey background.

d_ϵ	\wedge	1	
$(\neg d_\epsilon \vee \neg r(x) \vee d_1(x))$	\wedge	5	
$(\neg d_1(x) \vee s(x, f(x)))$	\wedge	7	
$\neg e_\epsilon$	\wedge	9	
$(e_\epsilon \vee r(g))$	\wedge	14	(iv)
$(e_\epsilon \vee \neg e_1(g))$	\wedge	15	
$(e_1(x) \vee \neg s(x, y) \vee \neg e_{11})$	\wedge	11	
e_{11}		10	

In the examples shown below we will consider closed clausal tableaux for the clausal formula (iv), whose clauses are the following instances of the clauses of that formula. Again the respective clause form according to Lemma 20 is annotated in the right column.

d_ϵ	1	
$\neg d_\epsilon \vee \neg r(g) \vee d_1(g)$	5	
$\neg d_1(g) \vee s(g, f(g))$	7	
$\neg e_\epsilon$	9	
$e_\epsilon \vee r(g)$	14	(v)
$e_\epsilon \vee \neg e_1(g)$	15	
$e_1(g) \vee \neg s(g, f(g)) \vee \neg e_{11}$	11	
e_{11}	10	

To satisfy the preconditions for access interpolant construction according to Def. 26, the ground tableau then has to be leaf-only for the set

$$\{ \neg d_\epsilon, \neg d_1(g), \neg r(g), e_\epsilon, e_1(g), e_{11}, \neg s(g, f(g)) \} \quad (\text{vi})$$

and it has to be contiguous for the pair

$$\{ r(g), \neg e_1(g) \}. \quad (\text{vii})$$

Examples 38–40 which now follow start from “connection tableaux”, or, more precisely, *tightly connected* tableaux (see, e.g., [LS01]): Each inner node with exception of the root has a child with complementary literal label. Such tableaux are constructed from provers based on model elimination or the connection method, which maintain the *tightly connected* property throughout tableau construction. Typically they build the tableau “top-down” in a goal-sensitive way by starting in a theorem proving setting with a clause obtained from the theorem in contrast to the axioms. This connectedness property of the tableau returned by provers might get lost by our conversion to SMUL-clausal tableaux. Moreover, also the weaker property of *path connectedness*, that is, among siblings (except for the root and its children) there exists a node that has an *ancestor* with complementary literal label, is not ensured by the conversions.

Example 38 (Connection Tableau I). Figure 5 shows a closed tightly connected clausal tableau for the clausal formula (iv). Nodes with side label **L** are shown with grey background. Edges that connect nodes with complementary literal labels are emphasized. The node picked as N in the *next* round of Procedure 35 is marked by a surrounding rectangle. Fig. 6 shows the result of applying a round of Procedure 35. Again the node picked as N in the next round is marked. Further rounds yield the tableaux of Fig. 7 and Fig. 8. The latter is leaf-only for the set (vi) of literals, but not contiguous for the pair (vii). The literals that are chosen as N and M in Procedure 37 are displayed in oval markings. The result of applying Steps 1.-4. of Procedure 37 is then shown in Fig. 9. The tableau now also is contiguous for the pair (vii), but violates regularity with the nodes marked by a flag. The regularity simplification of Procedure 34 finally yields the tableau in Fig. 10, which satisfies the preconditions of Def. 26.

Fig. 5: Example 38 – Stage 1

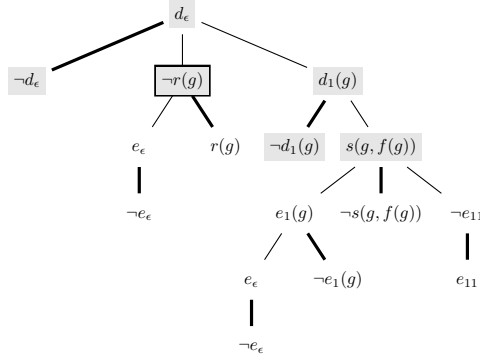


Fig. 6: Example 38 – Stage 2

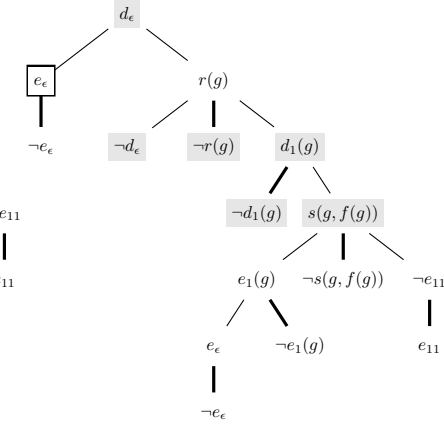


Fig. 7: Example 38 – Stage 3

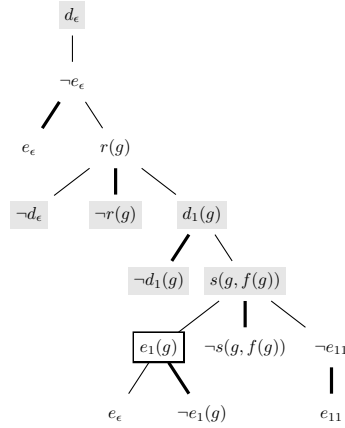


Fig. 8: Example 38 – Stage 4

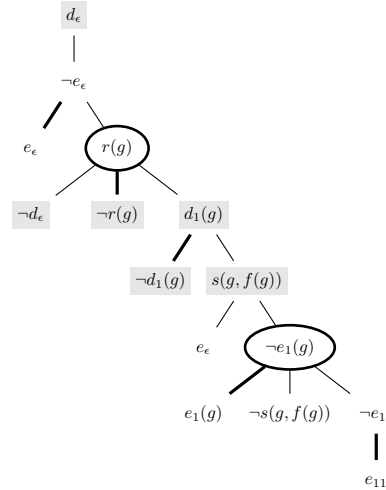
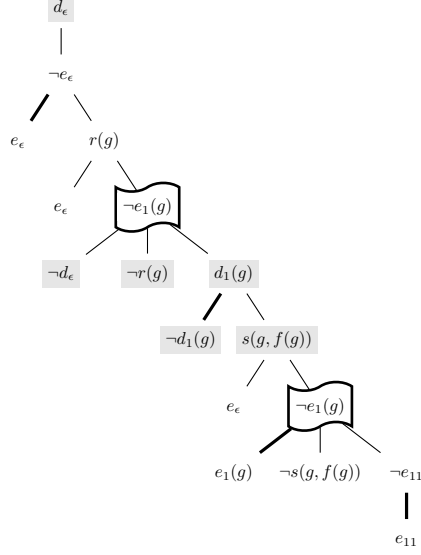
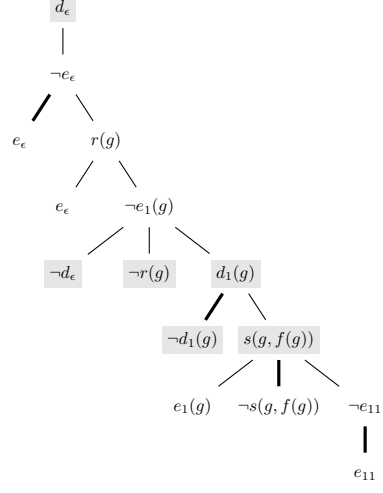


Fig. 9: Example 38 – Stage 5**Fig. 10:** Example 38 – Stage 6

Example 39 (Connection Tableau II). Like Example 38, this example starts with a closed tightly connected clausal tableau for the clausal formula (iv) and proceeds in rounds of Procedure 35 (Fig. 11–Fig. 13), steps 1.-4. of Procedure 37 (Fig. 14) and regularity simplification with Procedure 34 to a tableau that satisfies the preconditions of Def. 26 (Fig. 15).

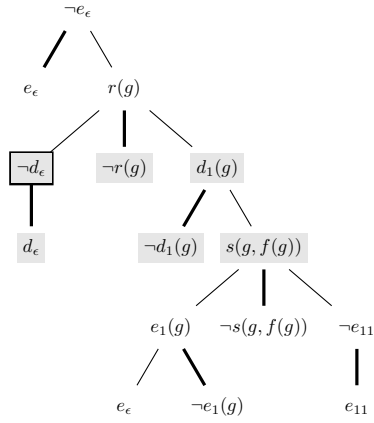
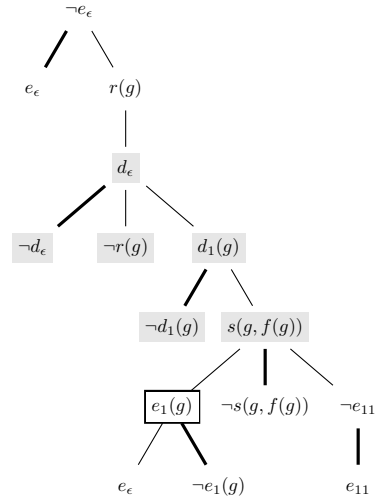
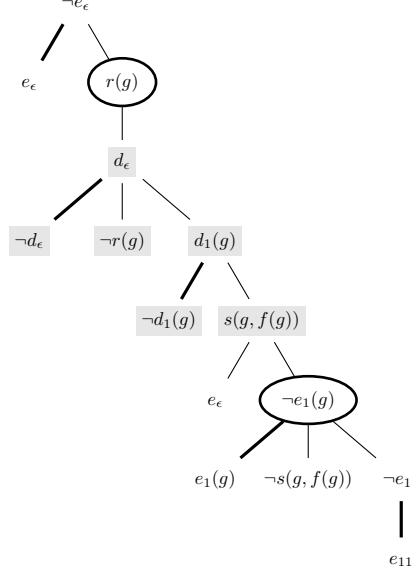
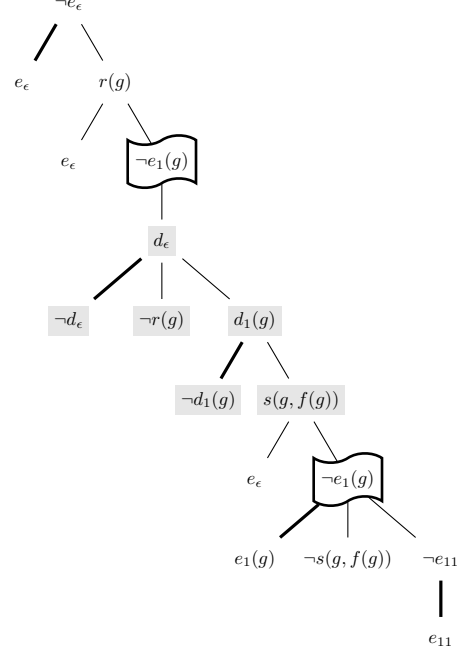
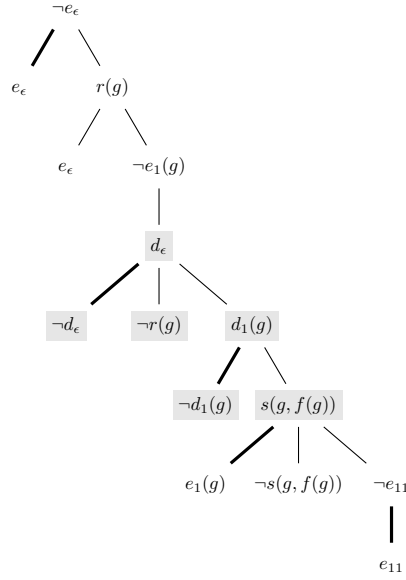
Fig. 11: Example 39 – Stage 1**Fig. 12:** Example 39 – Stage 2

Fig. 13: Example 39 – Stage 3**Fig. 14:** Example 39 – Stage 4**Fig. 15:** Example 39 – Stage 5

Example 40 (Connection Tableau III). Like Example 38 and 39, this example starts with a closed tightly connected clausal tableau for the clausal formula (iv) and proceed in rounds of Procedure 35 (Fig. 16–Fig. 20), steps 1.-4. of Procedure 37 (Fig. 21) and regularity simplification with Procedure 34 to a tableau that satisfies the preconditions of Def. 26 (Fig. 22).

Fig. 16: Example 40 – Stage 1

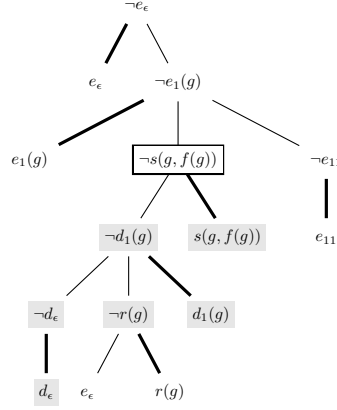


Fig. 17: Example 40 – Stage 2

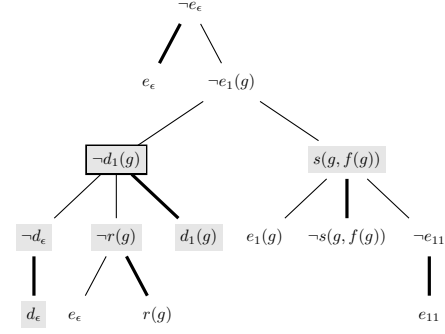


Fig. 18: Example 40 – Stage 3

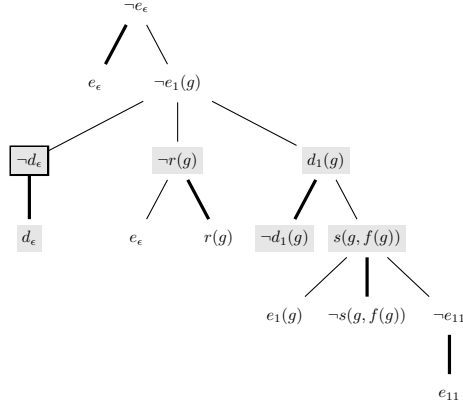


Fig. 19: Example 40 – Stage 4

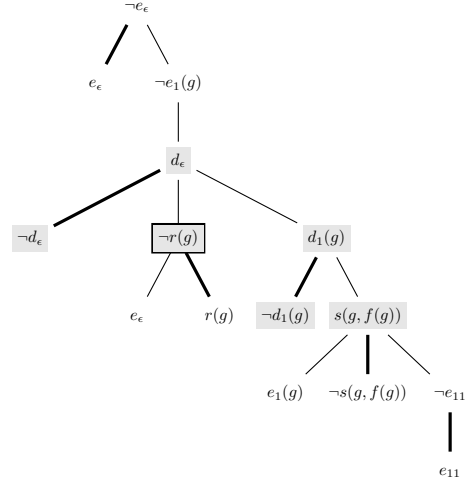
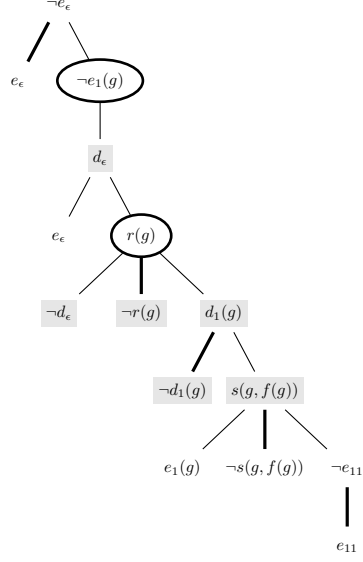
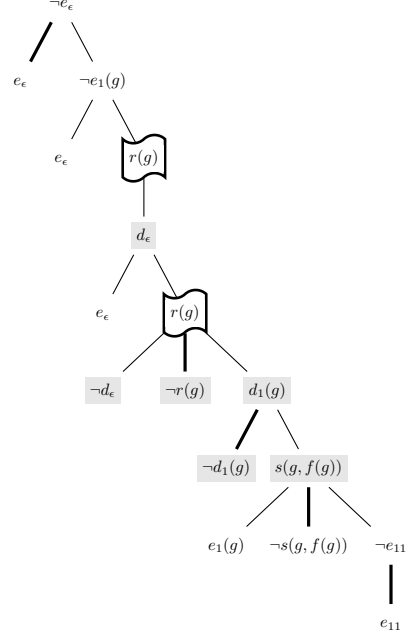
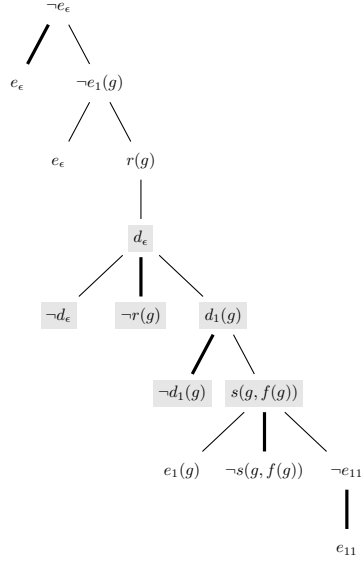
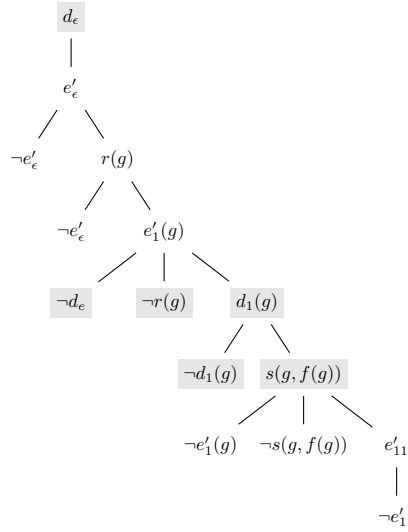


Fig. 20: Example 40 – Stage 5**Fig. 21:** Example 40 – Stage 6**Fig. 22:** Example 40 – Stage 7

Example 41 (Hyper Tableau). Let us replace in the clausal formula (iv) the definer predicates introduced for the second interpolation input, that is, e_ϵ , e_1 and e_{11} , by respective fresh predicates e'_ϵ , e'_1 and e'_{11} with flipped polarity. Then Fig. 23 shows a closed clausal tableau that would be constructed for the resulting clausal formula with the hyper tableau calculus [BFN96], which proceeds “bottom up”, starting from facts d_ϵ and e'_ϵ by applying clause instances like rules that fire: A clause can be attached if for all its negative literals the complement occurs in the branch. Interestingly, the hyper tableau already meets the requirement of Def. 26 without need for further conversions.

Fig. 23: Example 41 – Hyper Tableau



14 Access Interpolation: Related Work, Refinements, Issues

14.1 Application to Query Reformulation

The actual specification of axiom schemas used as inputs of interpolation tasks for query reformulation is beyond the scope of this paper. We refer to the literature, in particular to [BLtCT16, BKMT17] and [TW11]. Nevertheless, certain aspects of the axiom schemas in [BLtCT16] seem to be closely connected to the precise way in which input formulas are expressed and processed by a theorem prover, suggesting further investigations in the context of our method. This concerns in particular the consideration of access interpolation for “non-Boolean” queries, that is, queries whose results are relations of non-zero arity, discussed in [BLtCT16, Sec. 3.8] and the axiom schema $\text{AltAcSch}^{\leftrightarrow}$ from [BLtCT16, Sect. 3.6], which is apparently obtained from a more abstract specification $\text{AcSch}^{\leftrightarrow}$ with the involvement of unfolding predicates, raising the question whether a more condensed representation without the need of unfolding is possible. Some concepts

involved in the modeling of query reformulation can be expressed with second-order concepts [Wer14] which are closer to second-order quantifier elimination or *uniform* interpolation than to Craig interpolation. The possible interplay of second-order quantification, elimination and interpolation in query reformulation is an issue for future research.

The considered approach to query reformulation is not principally limited to relational database queries, but applies to logic-based knowledge representation mechanisms in general. So far, the main application direction is to optimize a given query with respect to a given access schema. The approach can, however, in also be applied conversely to determine from given parameterized queries an access schema that would be required to answer these queries. That inferred access schema can then be used to determine caches and indexes to precompute as basis for evaluating the queries at a later time.

14.2 Alternate Tableaux – Alternate Interpolants

In general there are different closed clausal tableaux for a single given unsatisfiable clausal formula. A different interpolant would be extracted from each tableau. For an application such as query reformulation some of these interpolants might be more preferable than others. For example, a query might be preferably reformulated in terms of the most specific access patterns for which this is possible such that available parameter instantiations are best utilized when the reformulated query is evaluated.

In [TW11, HTW15, TW17] query reformulation is indeed based on computing alternate interpolants – considered as representing query plans – and comparing them with a cost function. This approach has been refined in [HTW15, TW17] with condensed representations of sets of tableaux in a single structure. An advanced system that interleaves the generation of a pair of such condensed tableaux, one for each of the two interpolation input formulas, with detecting whether their combination would be closed is described in [TW17].

Enumeration of closed clausal tableaux for a given set of clauses is quite natural for goal-sensitive clausal tableau methods such as model elimination and the connection method which operate with backtracking anyways. If such a calculus is not stopped after finishing construction of a closed clausal tableau it backtracks to generate further closed tableaux (*CM* [Wer16] can for example be configured in that way). However, requirements for theorem proving and for the computation of interpolants as query plans seem to contradict: Theorem provers typically aim to prevent the search for alternate proofs as much as possible without compromising completeness or experimental success, whereas if interpolants are considered as query plans with associated costs it would make sense to compare even proofs with “trivial” differences, for example, if they correspond to interpolants just distinguished by a different order of conjuncts in a subformula.

Heuristics that can be configured to give priority to tableaux that are preferred with respect to the application seem in general useful. For goal-sensitive provers based on model elimination or on the connection calculus the order in which clauses are picked for inclusion in the tableau is relatively easy to influence.

With backtracking and iterative deepening completeness is preserved by ensuring that lower ranked clauses will eventually be considered as long as no closed tableau with more highly ranked clauses has been found. A common heuristic is to rank clauses by their length, shortest first. Application specific orderings can, for example, effect that clauses associated with more specific reformulations are given priority.³

14.3 Preprocessing Issues and Resolution

Preserving the second-order equivalence (ii) as discussed in Sect. 6.5 for preprocessing of inputs of Craig-Lyndon interpolation is too weak for access interpolation, as the latter depends on further constraints on the clause form. It seems, however, possible to generalize some of the clause forms of Lemma 20 such that they are closed under certain preprocessing steps that break apart and join clauses. Forms 2–5, for example, could be easily generalized to a single form with a negative and an arbitrary number of positive definer literals whose free variables all occur in the negative literal. This generalized form is closed under resolution. The forms 2–5 are already handled in a generalized way together in proof of Lemma 32. Form 6 could be generalized by allowing further positive literals. However, unrestricted resolution among such clauses may yield clauses with multiple negative “ R ”-literals (literals that are not definers). Exploring ways to restrict resolution for these clauses is an issue for future research.

14.4 Hyper Tableaux

As observed in Example 41, at least in certain cases inputs of access interpolation can be arranged such that clausal tableaux computed by the hyper tableau calculus [BFN96] already meet the preconditions required for the extraction of access interpolants. The extent in which this observation can be generalized to all input formulas and whether this actually is a benefit or an undesired limitation compared goal-sensitive provers still has to be researched. The efficient implementation of the hyper tableau calculus *Hyper* (like its predecessors *E-KRHyper* [PW07] and *KRHyper* [Wer03]) generates detailed proofs, which however still have to be transformed in a nontrivial way to corresponding hyper tableaux.⁴ It might be interesting to experiment also for mathematical theorem proving tasks with a hyper tableau prover in the discussed setting where Smullyan’s tableaux with their correspondence to the original formula structure are simulated.

14.5 Implementations of Interpolation for Query Reformulation

In [BKMT17] different approaches to implement query reformulation based on Craig-Lyndon interpolation have been experimentally investigated, however only

³ The *CM* prover included with the *PIE* system [Wer16] supports this with an experimental option. For an example see Sect. 2.2 in http://cs.christophwernhard.com/pie/downloads/pie/scratch/scratch_views_lit.pdf.

⁴ Such a transformation is included in the *PIE* system.

for propositional inputs. One approach considered there was an extension of the general first-order prover *Vampire* that supports interpolant computation [HHKV12]. Apparently it does not ensure the polarity constraint on Craig-Lyndon interpolants (the “Lyndon property”), had many timeouts and produced poor result formulas, indicating that the requirements of interpolation in verification, the main objective of the *Vampire* extension, and in query reformulation are quite different.⁵ Better results were obtained with methods for interpolant extraction from resolution proofs, based on algorithms from [Hua95, BJ12, McM03]. The *MathSAT* SMT solver [CGSS13] and the *E* first-order prover [Sch13] have been used to compute the underlying resolution proofs (apparently *E* was the only first-order resolution prover that produced sufficiently detailed proofs). *MathSAT* was there superior to *E*. For extraction of the propositional interpolants an optimized variant of the algorithm of [Hua95] introduced in [BKMT17] as well as the method of [McM03] showed best. Also a method based on the chase technique, implemented with *DLV* [LPF⁺06] as model generator, has been evaluated in [BKMT17]. In essence there a *uniform* interpolant (that is, the result of predicate elimination) is computed by removing literals whose predicate is not allowed in the interpolant from a disjunctive normal form. In cases where the expected reformulation is a disjunctive normal form this approach only slightly worse than the best resolution-based approach.

It seems that access interpolation has so far not been implemented. As already mentioned, the approach of [TW11, HTW15] has been implemented with advanced dedicated techniques [TW17]. Small examples with a simple form of axiom schemas that are processed by Craig-Lyndon interpolation on the basis of a general first-order clausal tableau prover come with the *PIE* system.⁶

⁵ Aside of *Vampire*, also the *Princess* theorem prover (<http://www.philipp.ruemmer.org/princess.shtml>) [BKRW11] supports Craig interpolation, mainly with respect to theories targeted at applications in verification. The *PIE* system is another first-order prover with support for Craig interpolation (see Sect. 6.7).

⁶ http://cs.christophwernhard.com/pie/downloads/pie/scratch/scratch_access_demo_01.pdf, http://cs.christophwernhard.com/pie/downloads/pie/scratch/scratch_views_lit.pdf

Part IV

Conclusion

15 Conclusion

We investigated the computation of Craig-Lyndon interpolants and of access interpolants, a recent form of interpolation with applications in query reformulation, by means of clausal tableau methods. Aspects of the elegance of an established interpolant construction based on “non-clausal” tableaux were combined with the efficiency of clausal processing in automated first-order provers that are based on methods which can be viewed as constructing clausal tableaux, such as model elimination, the connection method, the hyper tableau calculus or instance-based methods in general. Our interpolation methods allow to incorporate any first-order prover that outputs a proof representation as closed clausal tableau, without the need to alter its internal workings, benefiting directly from refinements and efficient data structures. As discussed in the remaining paragraphs of this concluding section, from a more general point of view our approach contributes novel ways to divide interpolant computation into subtasks, in different respects, concerning the lifting from ground interpolants to quantified formulas, concerning the roles of “local” versus “non-local” techniques, and concerning the interplay of proof search with structural requirements on the proof.

Our method to extract a Craig-Lyndon interpolant from a clausal tableau proceeds in two stages, similar to the resolution-based interpolation method by Huang [Hua95]: First, a “rough interpolant” is constructed, which is in our method a ground formula and in Huang’s method a so-called *relational interpolant*. Second, a proper first-order interpolant is obtained from that “rough interpolant” by replacing terms with variables and attaching a certain quantifier prefix upon these variables. The essential features of our method in comparison to Huang’s method and related two-stage methods from the literature [BL11, BJ15, KV17] can be summarized as follows:

1. The point where the stages are separated is different: We separate the *ground level* from lifting. Huang’s relational interpolants *directly* relate to the input formulas by a relationship that is weaker than being an interpolant. Our ground interpolants are actual interpolants, but of ground formulas that in turn are related to the original input formulas – via Skolemization and Herbrand expansion. Our conceptual use of ground formulas does not imply in any way that computing the ground interpolant could only be done by ground-level reasoning: The ground structure (that is, the tableau or, more generally, the proof) used to extract the ground interpolant would typically be obtained by instantiating a structure with free variables obtained from a theorem prover.
2. Skolemization is incorporated explicitly. Its semantics is expressed with second-order quantification upon Skolem functions in intermediate formulas. These second-order formulas are used to specify the relationship of the original input formulas to the mentioned ground formulas.

3. The correctness of interpolant lifting is proven independently of any particular calculus. Instead it makes, much more abstractly, use of Herbrand's theorem and, to justify the actual interpolant construction, the existence of a refutationally complete method for the construction of clausal tableaux and the existence of a method to extract ground interpolants from such tableaux.

Differently from resolution, the construction of a clausal tableau does not involve breaking apart and joining clauses. However, such operations can be performed during preprocessing for a clausal tableau prover. We then get an overall picture of the tableau-based interpolation where first operations that break apart and join clauses, like resolution, are performed only “locally”, that is, on each of the two input formulas individually. These operations must preserve the semantics of the predicates and functions that are allowed in the interpolant, but can eliminate or semantically alter other predicates and functions. After this preprocessing stage is completed, for example, because no further conversion operations are possible or because potential further operations would increase the formula size in an undesired way, the actual tableau construction comes in to handle the “non-local” joint processing of both preprocessed inputs.

In our approach to compute access interpolants the tableau construction itself is split in two phases: First, a theorem prover computes a clausal tableau. Any prover that constructs a clausal tableau can be used for that purpose, directly, without altering internal workings. Second, the structure of the tableau output by the prover is converted such that it permits extraction of an access interpolant. This conversion is potentially costly since ensuring the so-called *leaf-only* condition might involve duplication of subtableaux. It is plausible that this sequential combination of highly optimized proof search and potentially costly structural proof rectification is practically useful, but this still needs to be verified in experiments and backed by theoretical analyses.

Acknowledgments. This work was supported by DFG grant WE 5641/1-1.

References

- [BBtC13] Vince Bárány, Michael Benedikt, and Balder ten Cate. Rewriting guarded negation queries. In *Mathematical Foundations of Computer Science 2013*, volume 8087 of *LNCS*, pages 98–110. Springer, 2013.
- [BdBF⁺10] Alex Borgida, Jos de Bruijn, Enrico Franconi, Inanç Seylan, Umberto Straccia, David Toman, and Grant Weddell. On finding query rewritings under expressive constraints. In *SEBD 2010*. Esculapio Editore, 2010.
- [BFN96] Peter Baumgartner, Ulrich Furbach, and Ilkka Niemelä. Hyper tableaux. In *JELIA '96*, volume 1126 of *LNCS (LNAI)*, pages 1–17. Springer, 1996.
- [Bib81] Wolfgang Bibel. On matrices with connections. *JACM*, 28:633–645, 1981.
- [BJ12] Maria Paola Bonacina and Moa Johansson. On interpolation in decision procedures. In *TABLEAUX 2011*, volume 6793 of *LNCS (LNAI)*, pages 1–16. Springer, 2012.
- [BJ15] Maria Paola Bonacina and Moa Johansson. On interpolation in automated theorem proving. *J. Autom. Reasoning*, 54(1):69–97, 2015.
- [BKMT17] Michael Benedikt, Egor V. Kostylev, Fabio Mogavero, and Efthymia Tsamoura. Reformulating queries: Theory and practice. In *IJCAI 2017*, pages 837–843. ijcai.org, 2017.
- [BKRW11] Angelo Brillout, Daniel Kroening, Philipp Rümmer, and Thomas Wahl. An interpolating sequent calculus for quantifier-free Presburger arithmetic. *J. Autom. Reasoning*, 47(4):341–367, 2011.
- [BL11] Matthias Baaz and Alexander Leitsch. *Methods of Cut-Elimination*. Springer, 2011.
- [BLtCT16] Michael Benedikt, Julien Leblay, Balder ten Cate, and Efthymia Tsamoura. *Generating Plans from Proofs: The Interpolation-based Approach to Query Reformulation*. Morgan & Claypool, 2016.
- [BM88] François Bry and Rainer Manthey. SATCHMO: A theorem prover implemented in Prolog. In *CADE-9*, volume 310 of *LNCS*, pages 415–434. Springer, 1988.
- [BS01] Franz Baader and Wayne Snyder. Unification theory. In Alan Robinson and Andrei Voronkov, editors, *Handb. of Autom. Reasoning*, volume 1, pages 447–533. Elsevier, 2001.
- [BT10] Peter Baumgartner and Evgenij Thorstensen. Instance based methods – a brief overview. *KI*, 24(1):35–42, Apr 2010.
- [BtCT14] Michael Benedikt, Balder ten Cate, and Efthymia Tsamoura. Generating low-cost plans from proofs. In *PODS'14*, pages 200–211. ACM, 2014.
- [CGSS13] Alessandro Cimatti, Alberto Griggio, Bastiaan Joost Schaafsma, and Roberto Sebastiani. The MathSAT5 SMT solver. In *TACAS 2013*, volume 7795 of *LNCS*, pages 93–107. Springer, 2013.
- [Cra57a] William Craig. Linear reasoning. A new form of the Herbrand-Gentzen theorem. *J. Symb. Log.*, 22(3):250–268, 1957.
- [Cra57b] William Craig. Three uses of the Herbrand-Gentzen theorem in relating model theory and proof theory. *J. Symb. Log.*, 22(3):269–285, 1957.
- [DW97] Ingo Dahn and Christoph Wernhard. First order proof problems extracted from an article in the Mizar mathematical library. In *FTP'97*, RISC-Linz Report Series No. 97–50, pages 58–62. Joh. Kepler Univ., Linz, Austria, 1997.

- [Ede85] Elmar Eder. An implementation of a theorem prover based on the connection method. In *AIMSA '84*, pages 121–128. North-Holland, 1985.
- [Fit95] Melvin Fitting. *First-Order Logic and Automated Theorem Proving*. Springer, 2nd edition, 1995.
- [GLMS94] Christoph Goller, Reinhold Letz, Klaus Mayr, and Johann Schumann. SETHEO V3.2: Recent developments – system abstract. In *CADE-12*, volume 814 of *LNCS*, pages 778–782. Springer, 1994.
- [GO92] Dov Gabbay and Hans Jürgen Ohlbach. Quantifier elimination in second-order predicate logic. In *KR'92*, pages 425–435. Morgan Kaufmann, 1992.
- [HHKV12] Kryštof Hoder, Andreas Holzer, Laura Kovács, and Andrei Voronkov. Vinter: A Vampire-based tool for interpolation. In *APLAS 2012*, volume 7705 of *LNCS*, pages 148–156. Springer, 2012.
- [HTW15] Alexander Hudek, David Toman, and Grant Wedell. On enumerating query plans using analytic tableau. In *TABLEAUX 2015*, volume 9323 of *LNCS (LNAI)*, pages 339–354. Springer, 2015.
- [Hua95] Guoxiang Huang. Constructing Craig interpolation formulas. In *COCOON '95*, volume 959 of *LNCS*, pages 181–190. Springer, 1995.
- [Hä01] Reiner Hähnle. Tableaux and related methods. In Alan Robinson and Andrei Voronkov, editors, *Handb. of Autom. Reasoning*, volume 1, chapter 3, pages 101–178. Elsevier, 2001.
- [Kal15] Cezary Kaliszyk. Efficient low-level connection tableaux. In *TABLEAUX 2015*, volume 9323 of *LNCS (LNAI)*, pages 102–111. Springer, 2015.
- [KSS⁺17] Benjamin Kiesl, Martin Suda, Martina Seidl, Hans Tompits, and Armin Biere. Blocked clauses in first-order logic. In *LPAR-21*, volume 46 of *EPiC*, pages 31–48, 2017.
- [KU15] Cezary Kaliszyk and Josef Urban. FEMaLeCoP: Fairly efficient machine learning connection prover. In *LPAR-20*, volume 9450 of *LNCS*, pages 88–96. Springer, 2015.
- [KV17] Laura Kovács and Andrei Voronkov. First-order interpolation and interpolating proof systems. In *LPAR-21*, volume 46 of *EPiC*, pages 49–64. EasyChair, 2017.
- [Let99a] Reinhold Letz. First-order tableau methods. In Reiner Hähnle Marcello D’Agostino, Dov M. Gabbay and Joachim Posegga, editors, *Handb. of Tableau Methods*, pages 125–196. Kluwer Academic Publishers, 1999.
- [Let99b] Reinhold Letz. *Tableau and Connection Calculi. Structure, Complexity, Implementation*. Habilitationsschrift, TU München, 1999.
- [Lov69] Doanld W. Loveland. A simplified format for the model elimination theorem-proving procedure. *JACM*, 16(3):349–363, 1969.
- [LPF⁺06] Nicola Leone, Gerald Pfeifer, Wolfgang Faber, Thomas Eiter, Georg Gottlob, Simona Perri, and Francesco Scarcello. The DLV system for knowledge representation and reasoning. *ACM Trans. Comput. Log.*, 7(3):499–562, 2006.
- [LS01] Reinhold Letz and Gernot Stenz. Model elimination and connection tableau procedures. In Alan Robinson and Andrei Voronkov, editors, *Handb. of Autom. Reasoning*, volume 1, pages 2015–2114. Elsevier, 2001.
- [Lyn59] R. Lyndon. An interpolation theorem in the predicate calculus. *Pacific Journal of Mathematics*, 9:129–142, 1959.
- [Mar07] Maarten Marx. Queries determined by views: Pack your views. In *PODS '07*, pages 23–30. ACM, 2007.
- [McM03] Kenneth L. McMillan. Interpolation and SAT-based model checking. In *CAV 2003*, volume 2725 of *LNCS*, pages 1–13. Springer, 2003.

- [McM05] Kenneth L. McMillan. Applications of Craig interpolants in model checking. In *TACAS 2005*, volume 3440 of *LNCS*, pages 1–12. Springer, 2005.
- [Mot84] Nobuyoshi Motohashi. Equality and Lyndon’s interpolation theorem. *J. Symb. Log.*, 49(1):123–128, 1984.
- [MSH09] Boris Motik, Rob Shearer, and Ian Horrocks. Hypertableau reasoning for description logics. *JAIR*, 36:165–228, 2009.
- [NSV10] Alan Nash, Luc Segoufin, and Victor Vianu. Views and queries: Determinacy and rewriting. *ACM Trans. Database Systems*, 35(3), 2010.
- [NW01] Andreas Nonnengart and Christoph Weidenbach. Computing small clause normal forms. In Alan Robinson and Andrei Voronkov, editors, *Handb. of Autom. Reasoning*, volume 1, pages 335–367. Elsevier, 2001.
- [Ott00] Martin Otto. An interpolation theorem. *Bulletin of Symbolic Logic*, 6:447–462, 2000.
- [Ott10] Jens Otten. Restricting backtracking in connection calculi. *AI Communications*, 23(2-3):159–182, 2010.
- [PG86] David A. Plaisted and Steven Greenbaum. A structure-preserving clause form translation. *J. Symb. Comput.*, 2:293–304, 1986.
- [PW07] Björn Pelzer and Christoph Wernhard. System description: E-KRHyper. In *CADE-21*, volume 4603 of *LNCS (LNAI)*, pages 503–513. Springer, 2007.
- [Sch13] Stephan Schulz. System description: E 1.8. In *LPAR-19*, volume 8312 of *LNCS*, pages 735–743. Springer, 2013.
- [Smu68] Raymond M. Smullyan. *First-Order Logic*. Springer, New York, 1968. Also republished with corrections by Dover publications, New York, 1995.
- [Sti88] Mark E. Stickel. A Prolog technology theorem prover: implementation by an extended Prolog compiler. *J. Autom. Reasoning*, 4(4):353–380, 1988.
- [Tse70] G. S. Tseitin. On the complexity of derivation in propositional calculus. In A. O. Slisenko, editor, *Studies in Constructive Mathematics and Mathematical Logic*, volume Part II, pages 115–125. Steklov Mathematical Institute, 1970.
- [TW11] David Toman and Grant Weddell. *Fundamentals of Physical Design and Query Compilation*. Morgan & Claypool, 2011.
- [TW17] David Toman and Grant Weddell. An interpolation-based compiler and optimizer for relational queries (system design report). In *IWIL 2017 Workshop and LPAR-21 Short Presentations*, volume 1 of *Kalpa*. Easy-Chair, 2017.
- [Wer03] Christoph Wernhard. System Description: KRHyper. Technical Report Fachberichte Informatik 14–2003, Universität Koblenz-Landau, Koblenz, Germany, 2003.
- [Wer04] Christoph Wernhard. Semantic knowledge partitioning. In *JELIA 04*, volume 3229 of *LNAI*, pages 552–564. Springer, 2004.
- [Wer14] Christoph Wernhard. Expressing view-based query processing and related approaches with second-order operators. Technical Report KRR 14–02, Technische Universität Dresden, 2014.
- [Wer16] Christoph Wernhard. The PIE system for proving, interpolating and eliminating. In *PAAR-2016*, number 1635 in *CEUR Workshop Proc.*, pages 125–138. CEUR-WS.org, 2016.