

Paraphrasing Complex Network: Network Compression via Factor Transfer

Jangho Kim SeoungUk Park Nojun Kwak

Graduate School of Convergence Science and Technology, Seoul National University

{kjh91, swpark0703, nojunk}@snu.ac.kr

Abstract

Deep neural networks (DNN) have recently shown promising performances in various areas. Although DNNs are very powerful, a large number of network parameters requires substantial storage and memory bandwidth which hinders them from being applied to actual embedded systems. Many researchers have sought ways of model compression to reduce the size of a network with minimal performance degradation. Among them, a method called *knowledge transfer* is to train the student network with a stronger teacher network. In this paper, we propose a method to overcome the limitations of conventional knowledge transfer methods and improve the performance of a student network. An auto-encoder is used in an unsupervised manner to extract compact *factors* which are defined as compressed feature maps of the teacher network. When using the factors to train the student network, we observed that the performance of the student network becomes better than the ones with other conventional knowledge transfer methods because factors contain paraphrased compact information of the teacher network that is easy for the student network to understand.

1. Introduction

In recent years, deep neural nets (DNNs) have shown their remarkable capabilities in various parts of computer vision and pattern recognition tasks such as image classification, object detection, localization and segmentation. Although many researchers have studied DNNs for their application in various fields, high-performance DNNs generally require a vast amount of computational power and storage, which makes them difficult to be used in embedded systems that have limited resources (Chen et al., 2017). Given the size of the equipment we use, tremendous GPU computations are not generally available in real world applications and many studies on DNN structures have been performed to make them smaller and more efficient in order to be applicable to

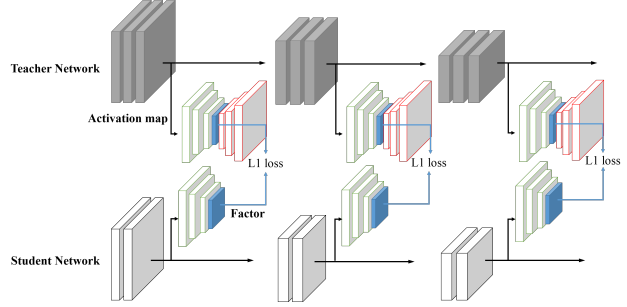


Figure 1. Overview of the factor transfer. In the teacher network, feature maps are transformed to the ‘teacher factor’ by an autoencoder. The feature maps of the student network are also transformed to the ‘student factor’ with the same dimension as the that of the teacher factor using convolutional encoder. L1-loss is used to minimize the difference between the teacher and the student network in the training of student’s convolutional encoder that generates student factors. Factors are drawn in blue. The sand-clock-like structure of the autoencoder is only for visualization. In this paper, instead of reducing the spatial dimension of the factors, we reduced the number of feature maps in the factors.

embedded systems.

These studies can be roughly classified into four categories: 1) network pruning, 2) network quantization, 3) building efficient small networks, and 4) knowledge transfer. First, network pruning is a way to reduce network complexity by pruning the redundant and non-informative weights in a pre-trained model (Srinivas & Babu, 2015; Lebedev & Lempitsky, 2016; Han et al., 2015). Second, network quantization compresses a pretrained model by reducing the number of bits used to represent the weight parameters of the pretrained model (Rastegari et al., 2016; Wu et al., 2016). Third, Iandola et al. (2016) and Howard et al. (2017) proposed efficient small network models which fit into the restricted resources. Finally, knowledge transfer (KT) method is to transfer large model’s information to a smaller network (Romero et al., 2014; Zagoruyko & Komodakis, 2016a; Hinton et al., 2015).

Among the four approaches, in this paper, we focused on the last method, knowledge transfer. Previous studies such as FitNet (Romero et al., 2014) and Attention Transfer (AT)

(Zagoruyko & Komodakis, 2016a) have achieved meaningful results in the field of knowledge transfer, where their loss function can be collectively summarized as the difference between the feature maps of the teacher and the student networks. These methods directly transfer the outputs (Hinton et al., 2015), the feature maps (Romero et al., 2014) or the attention map (Zagoruyko & Komodakis, 2016a) of the teacher network, inducing the student network to mimic those of the teacher.

However, since the networks of the teacher and the student are different, if the capacity of student network cannot afford to mimic the information provided by the teacher, learning gets stuck. For example, from the perspective of a teacher and a student, we came up with a question that simply providing the teacher’s knowledge directly without any explanation can be somewhat insufficient for teaching the student. In other words, when teaching a child, the teacher should not use his own term because the child cannot understand it. On the other hand, if the teacher translates his terms into simpler ones, the child will much more easily understand.

In this respect, we sought ways for the teacher network to deliver more abstract and meaningful information to the student network, so that the student comprehends that information more easily. To address this problem, we propose a novel knowledge transferring algorithm that leads both the student and teacher networks to make an abstraction of features, which we call ‘factors’ in this paper. Contrary to the conventional methods, our proposed method is not simply to compare the output values of the network, but to train a network that can extract good factors for transferring knowledge. We have studied the ways to extract and transfer good factors, and concluded that using undercomplete autoencoders can help extracting good factors. We trained the undercomplete autoencoders in an unsupervised way, and trained the student network with convolutional encoders to assimilate that meaningful factors. The overview of our proposed method is provided in Figure 1. With various experiments, we succeeded in training the student network to perform better than the same architectures trained by the conventional knowledge transfer methods.

Our contributions can be summarized as follows:

- We propose a usage of an autoencoder as a means of extracting meaningful features (factors) in an unsupervised manner.
- We propose convolutional encoders in the student side that learns the factors of teacher network.
- We experimentally show that our approach effectively enhances the performance of the student network.

The paper is organized as follows. In Section 2, we briefly

review the related previous works in the transfer learning, and then propose a new transfer learning method in Section 3. The experimental details and the results of the proposed method are presented in Section 4. Finally, conclusions are made in Section 5.

2. Related Works

A wide variety of methods have been studied to use conventional networks more efficiently. In network pruning and quantization approaches, Srinivas & Babu (2015) proposed a data-free pruning method to remove redundant neurons. Han et al. (2015) removed the redundant connection and then used Huffman coding to quantize the weights. Gupta et al. (2015) reduced float point operation and memory usage by using the 16 bit fixed-point representation. There are also many studies that directly train convolution neural network (CNN) using binary weights (Courbariaux et al., 2015; 2016; Rastegari et al., 2016). However, in the network pruning methods, pruning with l_1 and l_2 regularization needs more iterations to converge and the threshold is manually set according to the targeted amount of degradation in accuracy. Furthermore, the accuracy of using binary weights is very poor, especially in large CNNs.

There are many ways to directly design efficient small networks such as SqueezeNet (Iandola et al., 2016), MobileNet (Howard et al., 2017) and Condense-Net (Huang et al., 2017). The networks of these researches showed a vast amount of reduction in the number of parameters compared to the original network. Also, there are methods of designing a network using a reinforcement learning algorithm such as MetaQNN (Baker et al., 2016) and Neural Architecture Search (Zoph & Le, 2016). Using the reinforcement learning algorithm, the network itself searches for an efficient structure without human assistance. However, this method only considers performance without considering the number of parameters. In addition, it takes a lot of GPU memories and time to learn.

Another method is the ‘knowledge transfer’. This is a method of training a student network with a stronger teacher network. Knowledge distillation (KD) (Hinton et al., 2015) is the early work of knowledge transfer for deep neural networks. The main idea of KD is to shift knowledge from a teacher network to a student network by leaning the class distribution via softened softmax. The student network can capture not only the information provided by the true labels, but also the information from the teacher. Yim et al. (2017) defined the flow of solution procedure (FSP) matrix calculated by Gram matrix of feature maps from two layers in order to transfer knowledge.

In FitNet (Romero et al., 2014), they designed the student network to be thinner and deeper than the teacher network,

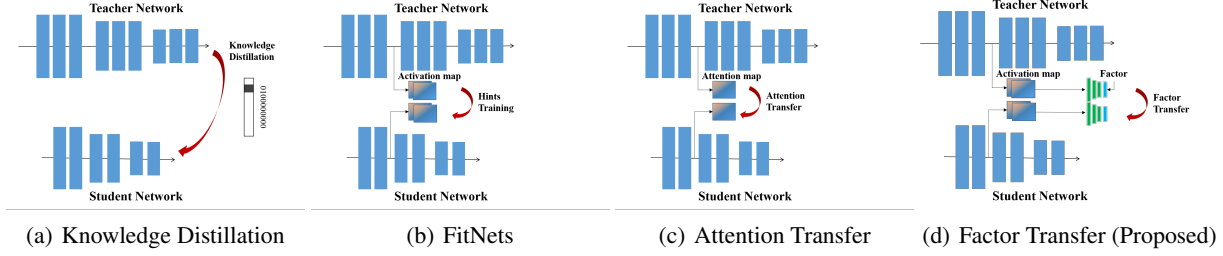


Figure 2. The structure of (a) KD (Hinton et al., 2015), (b) FitNets (Romero et al., 2014), (c) AT (Zagoruyko & Komodakis, 2016a) and (d) the proposed method FT. Unlike KD, FitNets and AT, our method does not directly compare the output (KD), the feature maps (FitNets), or the attention map (AT) which is defined as the sum of feature maps of the teacher and the student networks. Instead, we extract core factors from both the teacher and the student, whose difference is tried to be minimized.

and provided hints from the teacher network for improving performance of the student network by learning intermediate representations of the teacher network. FitNet attempts to mimic the intermediate activation map directly from the teacher network. However, it can be a problem since there are significant capacity differences between the teacher and the student.

Attention transfer (AT) (Zagoruyko & Komodakis, 2016a), in contrast to FitNet, trains a less deep student network such that it mimics the attention maps of the teacher network which are summations of the activation maps corresponding to each layer through channel dimension. An attention map corresponding to one layer is of $N \times H \times W$ dimension, where N is the batch size and H and W are the spatial dimensions (height and width).

Unlike the previous methods, in this paper, we used the autoencoder in the factor extraction. The autoencoder, firstly introduced in (Rumelhart et al., 1985), is a feedforward network that can learn a compressed representation of data. The autoencoder is trained in an unsupervised manner which minimizes the loss between the original input data and the output data decoded from a compressed representation. Hinton & Salakhutdinov (2006) proved that autoencoders produce compact representations of images that contain enough information for reconstructing the original images. In (Larochelle et al., 2007), a stacked autoencoder on the MNIST dataset achieved great results with a greedy layer-wise approach. Many studies show that autoencoder model can learn meaningful, abstract features and thus achieve better classification results in high-dimensional data, such as images (Ng et al., 2016; Shin et al., 2013).

Figure 2 visually shows the difference of KD (Hinton et al., 2015), FitNet (Romero et al., 2014), AT (Zagoruyko & Komodakis, 2016a) and the proposed method, factor transfer (FT). Unlike other methods, our method does not directly compare the teacher and student networks' outputs, feature maps, or attention maps. Instead, we extract core factors from both the teacher and the student, whose difference is

tried to be minimized.

3. Proposed Method

It is said that if one fully understands a thing, that one should be able to explain about it by oneself. Correspondingly, if the student network can be trained to replicate the extracted information, this implies that the student network is well informed of that knowledge. In this section, we define the output of autoencoder's middle layer as '*teacher factors*' of the teacher network, and for student network, we use a convolutional encoder to generate '*student factors*' which are trained to replicate the '*teacher factor*' as shown in Fig. 1. Our knowledge transfer process consists of the following two main steps: 1) In the first step, *teacher factors* are extracted from the teacher network by an autoencoder. 2) Then in the second step, these *teacher factors* are transferred to the *student factors* such that the student network learns from them.

3.1. Teacher Factor Extraction

In this study, we used a convolutional autoencoder as a means of extracting important knowledge factors. In machine learning area, autoencoder is a widely used neural network structure for generating data that are similar to its input from the reduced dimensional core factors (Radford et al., 2015). For our purpose, we train an autoencoder using its feature (activation) maps as an input to replicate them in the output by using only the factors located in the core (middle) layer of the autoencoder (as drawn blue in Fig. 1)

To prevent the autoencoder from learning an identity mapping, we reduced the number of feature maps in the core layer. As a result, the core layer of the autoencoder outputs a reduced number of feature maps compared to the input, and this form of autoencoder is called undercomplete autoencoders. The dimensionally reduced feature maps, which we call the *factors* in this paper, contain compressed representations of the input data. As an alternative, we can also impose

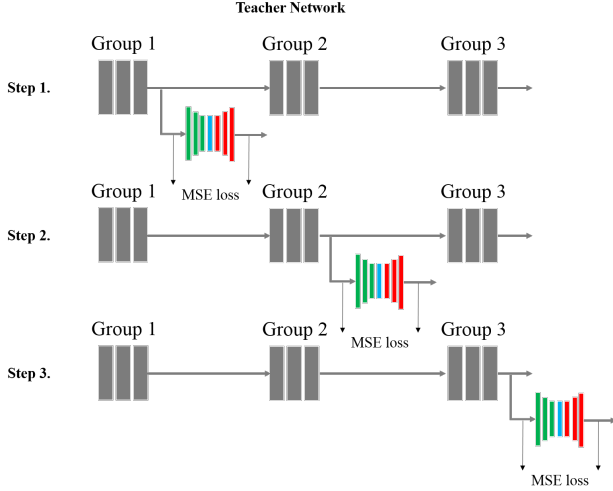


Figure 3. The mechanism of extracting each factor from feature maps of the corresponding group in the teacher network. Each autoencoder is trained separately. In doing so, the performance of the model is also validated by directly inputting reconstructed feature maps (the last red layers) to the next group. After training the autoencoders, the feature maps of the training images are forwarded to the autoencoders to extract teacher factors. In this figure, The green- and red-colored blocks are the encoder and decoder layers of the autoencoder. The extracted teacher factors are in blue. MSE loss is used to train the autoencoder.

sparsity to an overcomplete autoencoder to learn the size of factor needed by itself (Deng et al., 2013) or add some noise at the input data to get robustness from corrupted data by recovering it using denoising autoencoder (Vincent et al., 2010). But we will not handle these methods in this paper.

Unlike (Romero et al., 2014), which use the activation map of the teacher network directly, we extracted factors from the feature maps of the pretrained teacher network using an undercomplete autoencoder. In general, one can locate multiple autoencoders for factor extraction across several blocks. For example, ResNet architectures (He et al., 2016) have stacked residual blocks and in (Zagoruyko & Komodakis, 2016a) they call each stack of residual blocks as a ‘group’. In this paper, we also will denote each stacked convolutional layers as a ‘group’, and we extracted factors from the activations of each group as clearly can be seen in Fig. 1.

To extract the teacher factors, adequately trained autoencoders are needed. As shown in Figure 3, we split the autoencoder training process into several steps (three in the figure), each training only one autoencoder at a time. The loss function used for training the autoencoders is quite simple as below:

$$\mathcal{L}_{AE}^j = \|A_T^j - A_F^j\|^2. \quad (1)$$

Here, A_T^j denotes the activation map received from the j -th group of the teacher network and A_F^j denotes the output of the autoencoder corresponding to the j -th group. We used MSE loss for all the autoencoder training to obtain unsupervised¹ information from the teacher network.

3.2. Factor Transfer

Once the teacher network has extracted the factors which are the compressed versions of teacher’s knowledge, the student network should be able to absorb and digest the factors on its own way. In this paper, we name this procedure as ‘Factor Transfer’. As depicted in Fig. 1, while training the student network, we inserted convolutional encoders right after each group of convolutional layers to help the student network learn the factor of the teacher network. These encoders are used as translators which interpret teacher factors by training itself for helping student network to better understand the teacher factors.

The student network is trained using convolutional encoders using the sum of two loss terms:

$$\mathcal{L}_{student} = \mathcal{L}_{cls} + \beta \mathcal{L}_{FT}, \quad (2)$$

$$\mathcal{L}_{cls} = \mathcal{C}(S(x), y), \quad (3)$$

$$\mathcal{L}_{FT} = \sum_{j \in G} \left\| \frac{F_T^j}{\|F_T^j\|_2} - \frac{F_S^j}{\|F_S^j\|_2} \right\|_1. \quad (4)$$

Here, G is the set of groups. F_T^j and F_S^j denote the teacher and the student factors corresponding to the j -th group, respectively. We set the dimension of F_S^j to be the same as that of F_T^j . With (4), the student encoders are trained to output the student factors that mimic the teacher factors.

In addition to the factor loss (4), the classification loss (3) is also used to train student’s encoders as in (2). Here, β is a weight parameter and $\mathcal{C}(S(x), y)$ denotes the cross entropy between ground-truth label y and the softmax output $S(x)$ of the student network for input image x , a commonly used term when solving classification tasks.

Knowledge transfer usually employs the squared error loss in the training, as can be seen in (Romero et al., 2014) and (Zagoruyko & Komodakis, 2016a), for the purpose of assigning more weights to higher values to effectively learn more important features. However, we let the autoencoder of the teacher network take full charge of extracting the important factors, so the student network should learn the factors evenly, which necessarily elicit the usage of L_1 norm. To train both the encoder and the student network more invariant to initialization and biases, the factors are vectorized and

¹We assume that the teacher network is already trained. In the training of an autoencoder, it does not make use of the target label.

normalized before calculating the L_1 -norm of the difference between F_T^j and F_S^j . This lets the training procedure more stable.

Encoders take the output features of student networks, and with (2), it sends the gradient back to each layer in the corresponding group of the student networks, which lets the student network absorb and digest the teacher’s knowledge in its own way. In our experiments, gradients generated from the student encoders back-propagate through all the former groups of the student network. However, if needed, we can also force the student encoder’s gradient to only affect the group right in front of the corresponding encoder. Note that unlike the training of the teacher autoencoders, the student network and its autoencoders are trained simultaneously in an end-to-end manner.

4. Experiments

In this section, we evaluate our method on several datasets. First, we verify the effectiveness of the proposed factor transfer through the experiments with CIFAR-10 and CIFAR-100 datasets (Krizhevsky & Hinton, 2009), both of which are the basic image classification datasets, because many works that tried to solve the knowledge transfer problem chose to use CIFAR as one of their base experiments (Romero et al., 2014; Zagoruyko & Komodakis, 2016a). Then, we evaluate our method on ImageNet LSVRC 2015 (Russakovsky et al., 2015) dataset. Finally, We applied our method to object detection with PASCAL VOC 2007 (Everingham et al.) dataset.

To verify our method, we compare the proposed FT with several state-of-the-art knowledge transfer methods which are KD (Hinton et al., 2015) and AT (Zagoruyko & Komodakis, 2016a). For KD, we fix the temperature for softened softmax to 4 as in (Hinton et al., 2015). As for β of AT, we set it to 10^3 following (Zagoruyko & Komodakis, 2016a). In the whole experiments, AT used multiple group losses. Similar to the case of AT, β of FT is set to 10^3 in ImageNet and PASCAL VOC 2007. However, we set it to 5×10^2 in CIFAR-10 and CIFAR-100 because a large β hinders its convergence.

In some experiments, we also tested KD in combination with AT or FT because KD transfers output knowledge while AT and FT delivers knowledge from intermediate blocks and these two different methods can be combined into one (KD+AT or KD+FT).

4.1. Domains of Experiments

CIFAR-10: The CIFAR-10 dataset consists of 50K training images and 10K testing images with 10 classes. We conducted several experiments on CIFAR-10 with various network architectures, including ResNet (He et al., 2016),

Wide ResNet (WRN) (Zagoruyko & Komodakis, 2016b) and VGG (Simonyan & Zisserman, 2014). Then, we made four conditions to test various situations. First, we used ResNet-20 and ResNet-56 which are used in CIFAR-10 experiments of (He et al., 2016). This condition is for the case of the teacher and student networks with the same width (number of channels) and different depths (number of blocks). Secondly, we experimented with different types of residual networks using ResNet-20 and WRN-40-1. Thirdly, we intended to see the effect of the absence of shortcut connections to knowledge transfer by using VGG13 and WRN-46-4. Lastly, we used WRN-16-1 and WRN-16-2, which means different widths with the same depth. In this condition, we had to modify student’s encoder to fit the dimensions of the factor without using the same structure between teacher’s encoder and student’s encoder.

CIFAR-100: For further analysis, we wanted to apply our algorithm to more difficult tasks to prove generality of the proposed FT by adopting CIFAR-100 dataset. CIFAR-100 dataset contains just the same number of images as CIFAR-10 dataset, 50K (train) and 10K (test), but has 100 classes, resulting only 500 images per classes. Since the training dataset is more complicated, we thought the number of blocks (depth) in the network used has much more impact on the classification performance because deeper and stronger networks will be able to better learn the boundaries between classes. For this reason, we used ResNet-110 as the teacher network, and used two smaller networks as students, ResNet-20 and ResNet-56, to compare the effect of our factor transfer in different depths. All other conditions or hyper-parameters are set to be the same as the training of CIFAR-10.

ImageNet: The ImageNet dataset is a image classification dataset which consists of 1.2M training images and 50K validation images with 1,000 classes. We conducted large scale experiments on the ImageNet LSVRC 2015 in order to show our potential availability to transfer even more complex and detailed informations. We chose ResNet-18 as a student network and ResNet-34 as a teacher network to set the same environment with the experiments in AT (Zagoruyko & Komodakis, 2016a) and validated the performance based on top-1 and top-5 error rates.

4.2. Experimental Results

CIFAR-10: On CIFAR-10 dataset, we wanted to show in this experiment that our algorithm is applicable to various networks. Result of factor transfer and other knowledge transfer algorithms can be found in Table 1. In the table, ‘Student’ column provides the performance of student network trained from scratch. The ‘Teacher’ column is the performance of the pretrained teacher network. The performances of AT and KD are better than those of ‘Student’

Student	Teacher	Student	AT	KD	FT	AT+KD	FT+KD	Teacher
ResNet-20 (0.27M)	ResNet-56 (0.85M)	7.78	7.13	7.19	7.01	6.89	7.04	6.39
ResNet-20 (0.27M)	WRN-40-1 (0.56M)	7.78	7.34	7.09	6.97	7.00	7.08	6.84
VGG-13 (9.4M)	WRN-46-4 (10M)	5.99	5.54	5.71	4.87	5.30	4.82	4.44
WRN-16-1 (0.17M)	WRN-16-2 (0.69M)	8.62	8.10	7.64	6.96	7.52	6.91	6.27

Table 1. Classification error (%) on CIFAR-10 dataset. All numbers the averages of 5 runs.

Student	Teacher	Student	AT	KD	FT	AT+KD	FT+KD	Teacher
ResNet-56 (0.85M)	ResNet-110 (1.73M)	28.04	27.28	27.96	26.43	28.01	27.29	26.91
ResNet-20 (0.27M)	ResNet-110 (1.73M)	31.24	31.04	33.14	30.02	34.78	32.69	26.91

Table 2. Classification error (%) on CIFAR-100 dataset. All numbers the averages of 5 runs.

from scratch and the two show better or worse performances than the other depending on the type of network used. The proposed FT shows better performances than AT and KD consistently, regardless of the type of network used. It is also worth noting that in the case of WRN-16-1/WRN-16-2, although the output channel length of the student encoder is even larger than that of the student encoder’s input, where the compressing student factor is not actually ‘compression’, the factor transfer method is still better than other methods. As can be seen in Fig. 4.1.(a) and (b), the learning curve shows the same pattern that the learning speed can be ordered as FT, KD, AT, and ST (student from scratch).

In the case of hybrid knowledge transfer method AT+KD and FT+KD, we could get interesting result that AT and KD make some sort of synergy, because for all the cases, AT+KD performed better than standalone AT and KD. It sometimes performed even better than FT, but FT model trained together with KD loses its power in some cases.

CIFAR-100: The experiments in CIFAR-100 were designed to observe the changes depending on the depths of networks. The teacher network was fixed as ResNet-110, and the two networks ResNet-20 and ResNet-56, that have the same width (number of channels) but different depth (number of blocks) with the teacher, were used as student networks. As can be seen in Table 2, we got impressive result that the student network ResNet-56 trained with FT even outperforms the teacher network. The student ResNet-20 did not show that much performance but it also outperformed other knowledge transfer methods. In this case, we analyzed many other additional elements, and could find that whereas the training accuracy in ResNet-56 student saturates to be higher than 95%, the training accuracy in ResNet-20 hardly reaches 85%. This implies that unfortunately, the existing algorithms, including ours, could not overcome the lack of power in a small network, though there are some improvements. The graphs for training curve can be found in Fig.4.1.(c) and (d) and we can see that FT outperforms others during entire iterations.

Additionally, in line with the experimental result in (Zagoruyko & Komodakis, 2016a), we also got consistent

Method	Network	Top-1	Top-5
Student	Resnet-18	29.91	10.68
KD	Resnet-18	33.83	12.55
AT	Resnet-18	29.36	10.23
FT	Resnet-18	29.10	10.09
Teacher	Resnet-34	26.73	8.57

Table 3. Top-1 and Top-5 classification error (%) on ImageNet dataset. All numbers the averages of 5 runs.

result that KD suffers from the gap of depths between the teacher and the student, and the accuracy is even worse compared to the student network in the case of training ResNet-20. For this dataset, the hybrid methods (AT+KD and FT+KD) was worse than the stand alone AT or FT. This also indicates that KD is not suitable for a situations where the depth

ImageNet: The student ResNet-18 and the teacher ResNet-34 were chosen to be the same as the experiments in (Zagoruyko & Komodakis, 2016a). By the lack of time and resources, we only had time for training just once, without the trials for hyper-parameter tuning, but as can be seen in Table 3, FT consistently outperforms the other methods. The KD, again, suffers from the depth difference problem, as already confirmed in the experimental result in (Zagoruyko & Komodakis, 2016a) and our CIFAR-100 experiments. There still remains possibility that the performance of our network can be enhanced by tuning more hyperparameters and utilizing more autoencoders for student training.

Method	Network	Err.
Student	WRN-16-1	8.62
FT(L_1 loss)	WRN-16-1	6.96
FT(MSE loss)	WRN-16-1	7.57
Teacher	WRN-16-2	6.27
Student	ResNet-56	28.04
FT(L_1 loss)	ResNet-56	26.43
FT(MSE loss)	ResNet-56	28.55
Teacher	ResNet-110	26.91

Table 4. Experiment results on different Factor Transfer loss terms. WRNs are tested on CIFAR-10, and ResNets are tested in CIFAR-100. All numbers are the average classification error (%) of 5 runs.

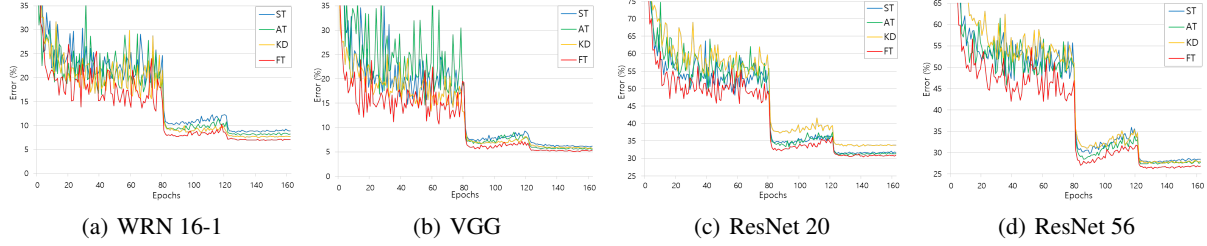


Figure 4. The learning curve of four different algorithms, AT, KD, FT, and basic student. The left two figures (a) and (b) are trained using CIFAR-10, and the right two figures (c) and (d) are trained using CIFAR-100.

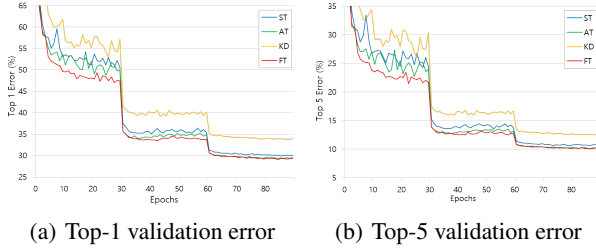


Figure 5. The learning curve of ResNet-18 on ImageNet ILSVRC 2015 dataset. The Top-1 error is the probability that the student network will not predict the correct answer, and the Top-5 error is the probability that there will be no correct answer in the highest five classes out of the softmax output.

Factor Transfer Loss: We also conducted some experiments to verify our hypothesis that our factors are already compressed versions of features, so that we do not need squared terms like MSE for transferring the factors, where the larger value is more stressed. Rather, we prefer L_1 loss term as in (4), where all elements of the factors are delivered with the same weights, because we supposed that all the extracted factors are important.

The results using L_1 and L_2 (MSE) losses in (2) are shown in Table 4. The performance gap between the cases of using L_1 loss term and L_2 loss term is significant, which lets our hypothesis become more relevant. Besides, we also tried to train the teacher autoencoder with L_1 loss, and got close result as the reported L_2 case. Because the performance differences are negligible, we do not report it in this paper.

4.3. Implementation details

Autoencoders: In all of our experiments, we used simple autoencoders, each of which has three 2-d convolution layers and three 2-d transposed-convolution layers, all six layers using 3×3 kernels, stride of 1, padding of 1, and batch normalization with leaky-ReLU with rate of 0.1 followed by each of the six layers. This means that we do not reduce spatial dimensions (height and width). Instead, at the second convolution and the second transposed convolution layers,

we only decrease the number of output feature maps to a certain portion of input feature maps. To modulate the dimension of student factors F_S to match the dimension of teacher factors F_T , student encoder networks have the same three convolution layers as those of autoencoders.

CIFAR-10 and CIFAR-100: We trained teacher’s autoencoders for total 150 epochs with a starting learning rate of 0.01, and decayed with a factor of 0.1 at every 50 epochs. The number of channels that we chose to use for factor is $2/3$ for all layers, but did not worked on tuning this hyperparameter. We also found that when training the autoencoder at the last group, it is important to stress that the autoencoder should not be overfitted to teacher network. Training an autoencoder for a long time diminishes the performance of the student network a bit. Therefore, for the autoencoder at the last group, we set the maximum epochs to 10.

At the student network training phase, we started with a learning rate of 0.1, and decayed the learning rate with a factor of 0.1 at 32,000 and 48,000 iterations and finished training at 64,000 iterations similar to (He et al., 2016). The weight decay and the momentum were set to 5×10^{-4} and 0.9 respectively. We used a SGD (stochastic gradient descent) with a mini-batch size of 128 on a single Titan Xp. However, contrary to KD and AT, since we use more network parameters during the student training phase and the proper time for training is undecided, there exists a room for our method to achieve better test results.

ImageNet: In the CIFAR results, we found that the last group loss can significantly affect the accuracy while the accuracy increased slightly with adding multiple group losses. For this reason, in the ImageNet case, we trained only the teacher’s autoencoder of the last group. Using learning rate of 0.1, we finished autoencoder training at 500 iteration in order to avoid overfitting. The number of channels for the factor is $3/4$ of the teacher’s output feature maps because the ImageNet has 1,000 classes which are ten times more than the number of class of CIFAR-100.

In the student network training, we started with a learning rate of 0.1. The learning rate is decayed by a factor of 0.1 at

Paraphrasing Complex Network: Network Compression Via Factor Transfer

Method	mAP	areo	bike	bird	boat	bottle	bus	car	cat	chair	cow	table	dog	horse	mbike	person	plant	sheep	sofa	train	tv
Student(VGG-16)	69.5	72.5	77.9	66.3	52.8	54.3	78.8	84.6	82.8	47.9	76.7	62.4	77.8	81.8	73.9	77.1	39.7	71.1	63.8	75.3	72.0
FT(VGG-16)	69.8	71.9	76.5	68.8	56.1	53.1	78.0	85.2	83.9	48.1	76.6	62.2	78.2	82.8	73.5	77.3	42.5	69.5	65.1	74.4	72.9
Teacher(ResNet-101)	75.0	76.2	81.7	77.1	63.2	59.9	83.1	85.9	85.6	55.1	82.4	70.8	86.1	84.9	79.2	78.5	46.9	73.9	72.7	79.7	77.0
Gap (Teacher-Student)	5.5	3.7	3.8	10.8	10.4	5.6	4.3	1.3	2.8	7.2	5.7	8.4	8.3	3.1	5.3	1.4	7.2	2.8	8.9	4.4	5.0
Enhancement (FT-Student)	0.3	-0.6	-1.4	2.5	3.3	-1.2	-0.8	0.6	1.1	0.2	-0.1	-0.2	0.4	1.0	-0.4	0.2	2.8	-1.6	1.3	-0.9	0.9

Table 5. Mean average precision (mAP) on PASCAL VOC 2007 test dataset. The second last row is the performance gap between the teacher and the student trained from scratch, while the last row indicates performance enhancement by FT.

every 30 epochs, as typical setting in the ImageNet training. We stopped the training process at 90 epochs. We used a weight decay of 10^{-4} and a momentum of 0.9. Also, we used a SGD with the mini-batch size of 256 on two GTX 1080 ti cards.

4.4. Object Detection

In this experiment, we try to answer the following question: “Can we directly transfer the knowledge of the domain other than classification using the factor transfer?”

To verify this question, we used Faster-RCNN pipeline (Ren et al., 2015) with PASCAL VOC 2007 dataset for object detection. We used PASCAL VOC 2007 trainval as training data and PASCAL VOC 2007 test as testing data. Instead of using our own ImageNet FT pretrained model as a backbone network for detection, we tried to apply our method for transferring knowledges about object detection. Here, we set a hypothesis that since the factors are extracted in an unsupervised manner, the factor not only can connote the core knowledge of classification, but also can convey other types of representations.

In the Faster-RCNN, the shared convolution layers contain knowledges of both classification and localization. For this reason, we apply factor transfer to the last layer of shared convolution layer for our training purpose. Figure 6 shows how we applied FT in the Faster-RCNN framework. We set VGG-16 as a student network and ResNet-101 as a teacher network. Both networks are fine-tuned at PASCAL dataset with ImageNet pretrained model. For FT, we used ImageNet pretrained VGG-16 model and fixed the layers before conv3 layer during training phase. Then, by the factor transfer, the gradient caused by the L_1 loss back-propagates to the student network passing by the student encoder.

As can be seen in Table 5, we could get performance enhancement of 0.3 in mAP (mean average precision) score by training Faster-RCNN with VGG-16. In the results, there is a rough trend that for the categories which has a large performance gap between the teacher network and the student network, the FT usually pulls up the student’s score. We can analyze the above results in terms of a knowledge gap. If the knowledge gap between the teacher and the student is huge, the teacher can teach lots of knowledge to the student. On the contrary, the teacher can not teach the student well if

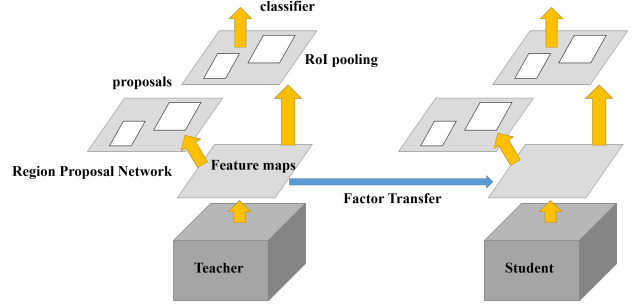


Figure 6. Factor transfer applied to Faster-RCNN framework

the knowledge gap is small. As mentioned earlier, we have strong belief that the latter layer we apply the factor transfer, the higher the performance enhances. However, by the limit of VGG-type backbone network we have used, we tried but could not apply convolutional autoencoder after the Region Proposal Network.

5. Conclusion

In this work, we propose the factor transfer which is a novel method for knowledge transfer. Unlike previous methods, we introduce factors which contain compact information of the teacher network, extracted from convolutional autoencoders. There are mainly two reasons that the student can understand information from the teacher network more easily by the factor transfer than other methods. One reason is that the factors can easily reconstruct activation maps of the teacher network by forwarding them to a simple decoder, which means that factors are not just a compressed feature but contains enough information to represent original activation maps. The other reason is that the encoder of the student can help the student network to understand teacher factors by working as a translator.

In our experiments, we showed the effectiveness of the factor transfer on various image classification datasets. Also, we verified that factor transfer can be applied to other domains than classification. We think that our method will help further researches in knowledge transfer.

References

- Baker, Bowen, Gupta, Otkrist, Naik, Nikhil, and Raskar, Ramesh. Designing neural network architectures using reinforcement learning. *arXiv preprint arXiv:1611.02167*, 2016.
- Chen, Tianshui, Lin, Liang, Zuo, Wangmeng, Luo, Xiaonan, and Zhang, Lei. Learning a wavelet-like auto-encoder to accelerate deep neural networks. *arXiv preprint arXiv:1712.07493*, 2017.
- Courbariaux, Matthieu, Bengio, Yoshua, and David, Jean-Pierre. Binaryconnect: Training deep neural networks with binary weights during propagations. In *Advances in neural information processing systems*, pp. 3123–3131, 2015.
- Courbariaux, Matthieu, Hubara, Itay, Soudry, Daniel, El-Yaniv, Ran, and Bengio, Yoshua. Binarized neural networks: Training deep neural networks with weights and activations constrained to+1 or-1. *arXiv preprint arXiv:1602.02830*, 2016.
- Deng, Jun, Zhang, Zixing, Marchi, Erik, and Schuller, Bjorn. Sparse autoencoder-based feature transfer learning for speech emotion recognition. In *Affective Computing and Intelligent Interaction (ACII), 2013 Humaine Association Conference on*, pp. 511–516. IEEE, 2013.
- Everingham, M., Van Gool, L., Williams, C. K. I., Winn, J., and Zisserman, A. The PASCAL Visual Object Classes Challenge 2007 (VOC2007) Results. <http://www.pascal-network.org/challenges/VOC/voc2007/workshop/index.html>.
- Gupta, Suyog, Agrawal, Ankur, Gopalakrishnan, Kailash, and Narayanan, Pritish. Deep learning with limited numerical precision. In *International Conference on Machine Learning*, pp. 1737–1746, 2015.
- Han, Song, Mao, Huizi, and Dally, William J. Deep compression: Compressing deep neural networks with pruning, trained quantization and huffman coding. *arXiv preprint arXiv:1510.00149*, 2015.
- He, Kaiming, Zhang, Xiangyu, Ren, Shaoqing, and Sun, Jian. Deep residual learning for image recognition. In *Proceedings of the IEEE conference on computer vision and pattern recognition*, pp. 770–778, 2016.
- Hinton, G. E. and Salakhutdinov, R. R. Reducing the dimensionality of data with neural networks. *Science*, 313 (5786):504–507, 2006. doi: 10.1126/science.1127647.
- Hinton, Geoffrey, Vinyals, Oriol, and Dean, Jeff. Distilling the knowledge in a neural network. *arXiv preprint arXiv:1503.02531*, 2015.
- Howard, Andrew G, Zhu, Menglong, Chen, Bo, Kalenichenko, Dmitry, Wang, Weijun, Weyand, Tobias, Andreetto, Marco, and Adam, Hartwig. Mobilenets: Efficient convolutional neural networks for mobile vision applications. *arXiv preprint arXiv:1704.04861*, 2017.
- Huang, Gao, Liu, Shichen, van der Maaten, Laurens, and Weinberger, Kilian Q. Condensenet: An efficient densenet using learned group convolutions. *CoRR*, abs/1711.09224, 2017. URL <http://arxiv.org/abs/1711.09224>.
- Iandola, Forrest N, Han, Song, Moskewicz, Matthew W, Ashraf, Khalid, Dally, William J, and Keutzer, Kurt. Squeezenet: Alexnet-level accuracy with 50x fewer parameters and 0.5 mb model size. *arXiv preprint arXiv:1602.07360*, 2016.
- Krizhevsky, Alex and Hinton, Geoffrey. Learning multiple layers of features from tiny images. 2009.
- Larochelle, Hugo, Erhan, Dumitru, Courville, Aaron, Bergstra, James, and Bengio, Yoshua. An empirical evaluation of deep architectures on problems with many factors of variation. In *Proceedings of the 24th international conference on Machine learning*, pp. 473–480. ACM, 2007.
- Lebedev, Vadim and Lempitsky, Victor. Fast convnets using group-wise brain damage. In *Computer Vision and Pattern Recognition (CVPR), 2016 IEEE Conference on*, pp. 2554–2564. IEEE, 2016.
- Ng, Wing WY, Zeng, Guangjun, Zhang, Jiangjun, Yeung, Daniel S, and Pedrycz, Witold. Dual autoencoders features for imbalance classification problem. *Pattern Recognition*, 60:875–889, 2016.
- Radford, Alec, Metz, Luke, and Chintala, Soumith. Unsupervised representation learning with deep convolutional generative adversarial networks. *arXiv preprint arXiv:1511.06434*, 2015.
- Rastegari, Mohammad, Ordonez, Vicente, Redmon, Joseph, and Farhadi, Ali. Xnor-net: Imagenet classification using binary convolutional neural networks. In *European Conference on Computer Vision*, pp. 525–542. Springer, 2016.
- Ren, Shaoqing, He, Kaiming, Girshick, Ross, and Sun, Jian. Faster r-cnn: Towards real-time object detection with region proposal networks. In *Advances in neural information processing systems*, pp. 91–99, 2015.
- Romero, Adriana, Ballas, Nicolas, Kahou, Samira Ebrahimi, Chassang, Antoine, Gatta, Carlo, and Bengio, Yoshua. Fitnets: Hints for thin deep nets. *arXiv preprint arXiv:1412.6550*, 2014.

- Rumelhart, David E, Hinton, Geoffrey E, and Williams, Ronald J. Learning internal representations by error propagation. Technical report, California Univ San Diego La Jolla Inst for Cognitive Science, 1985.
- Russakovsky, Olga, Deng, Jia, Su, Hao, Krause, Jonathan, Satheesh, Sanjeev, Ma, Sean, Huang, Zhiheng, Karpathy, Andrej, Khosla, Aditya, Bernstein, Michael, Berg, Alexander C., and Fei-Fei, Li. ImageNet Large Scale Visual Recognition Challenge. *International Journal of Computer Vision (IJCV)*, 115(3):211–252, 2015. doi: 10.1007/s11263-015-0816-y.
- Shin, Hoo-Chang, Orton, Matthew R, Collins, David J, Doran, Simon J, and Leach, Martin O. Stacked autoencoders for unsupervised feature learning and multiple organ detection in a pilot study using 4d patient data. *IEEE transactions on pattern analysis and machine intelligence*, 35(8):1930–1943, 2013.
- Simonyan, Karen and Zisserman, Andrew. Very deep convolutional networks for large-scale image recognition. *arXiv preprint arXiv:1409.1556*, 2014.
- Srinivas, Suraj and Babu, R Venkatesh. Data-free parameter pruning for deep neural networks. *arXiv preprint arXiv:1507.06149*, 2015.
- Vincent, Pascal, Larochelle, Hugo, Lajoie, Isabelle, Bengio, Yoshua, and Manzagol, Pierre-Antoine. Stacked denoising autoencoders: Learning useful representations in a deep network with a local denoising criterion. *Journal of Machine Learning Research*, 11(Dec):3371–3408, 2010.
- Wu, Jiaxiang, Leng, Cong, Wang, Yuhang, Hu, Qinghao, and Cheng, Jian. Quantized convolutional neural networks for mobile devices. In *Proceedings of the IEEE Conference on Computer Vision and Pattern Recognition*, pp. 4820–4828, 2016.
- Yim, Junho, Joo, Donggyu, Bae, Jihoon, and Kim, Junmo. A gift from knowledge distillation: Fast optimization, network minimization and transfer learning. In *The IEEE Conference on Computer Vision and Pattern Recognition (CVPR)*, 2017.
- Zagoruyko, Sergey and Komodakis, Nikos. Paying more attention to attention: Improving the performance of convolutional neural networks via attention transfer. *arXiv preprint arXiv:1612.03928*, 2016a.
- Zagoruyko, Sergey and Komodakis, Nikos. Wide residual networks. *arXiv preprint arXiv:1605.07146*, 2016b.
- Zoph, Barret and Le, Quoc V. Neural architecture search with reinforcement learning. *arXiv preprint arXiv:1611.01578*, 2016.