

Leveraging the Exact Likelihood of Deep Latent Variables Models

Pierre-Alexandre Mattei¹ Jes Frellsen¹

Abstract

Deep latent variable models combine the approximation abilities of deep neural networks and the statistical foundations of generative models. The induced data distribution is an infinite mixture model whose density is extremely delicate to compute. Variational methods are consequently used for inference, following the seminal work of Rezende et al. (2014) and Kingma & Welling (2014). We study the well-posedness of the exact problem (maximum likelihood) these techniques approximatively solve. In particular, we show that most unconstrained models used for continuous data have an unbounded likelihood. This ill-posedness and the problems it causes are illustrated on real data. We also show how to insure the existence of maximum likelihood estimates, and draw useful connections with nonparametric mixture models. Furthermore, we describe an algorithm that allows to perform missing data imputation using the exact conditional likelihood of a deep latent variable model. On several real data sets, our algorithm consistently and significantly outperforms the usual imputation scheme used within deep latent variable models.

1. Introduction

Dimension reduction aims at summarizing multivariate data using a small number of features that constitute a *code*. Earliest attempts rested on linear projections, leading to Hotelling’s (1933) *principal component analysis* (PCA) that has been vastly explored and perfected over the last century (Jolliffe & Cadima, 2016). In recent years, the field has been vividly animated by the successes of *latent variable models*, that probabilistically use the low-dimensional features to define powerful generative models. Usually, these latent variable models transform the random code into parameters of a simple *output distribution*. Linear mappings and Gaussian outputs were initially considered, giving rise to factor

analysis (Bartholomew et al., 2011) and probabilistic principal component analysis (Tipping & Bishop, 1999). Beyond the Gaussian distribution, Bernoulli or more general exponential family outputs have been considered. In recent years, much work has been done regarding nonlinear mappings parametrised by deep neural networks, following the seminal papers of Rezende et al. (2014) and Kingma & Welling (2014). These models have led to impressive empirical performance in unsupervised and semi-supervised generative modelling of images (Siddharth et al., 2017), molecular structures (Gómez-Bombarelli et al., 2018; Kusner et al., 2017), or arithmetic expressions (Kusner et al., 2017). This paper is an investigation of the statistical properties of these models, which remain essentially unknown.

1.1. Deep latent variable models

In their most common form, *deep latent variable models* (DLVMs) assume that we are in presence of a data matrix $\mathbf{X} = (\mathbf{x}_1, \dots, \mathbf{x}_n)^T \in \mathcal{X}^n$ that we wish to explain using some latent variables $\mathbf{Z} = (\mathbf{z}_1, \dots, \mathbf{z}_n)^T \in \mathbb{R}^{n \times d}$. We assume that $(\mathbf{x}_i, \mathbf{z}_i)_{i \leq n}$ are independent and identically distributed (i.i.d.) random variables driven by the following generative model:

$$\begin{cases} \mathbf{z} \sim p(\mathbf{z}) \\ p_{\theta}(\mathbf{x}|\mathbf{z}) = \Phi(\mathbf{x}|f_{\theta}(\mathbf{z})). \end{cases} \quad (1)$$

The unobserved random vector $\mathbf{z} \in \mathbb{R}^d$ is called the *latent variable* and usually follows marginally a simple distribution $p(\mathbf{z})$ called the *prior distribution*. The dimension d of the latent space is called the *intrinsic dimension*, and is usually smaller than the dimensionality of the data. The function $f_{\theta} : \mathbb{R}^d \rightarrow H$ is called a *decoder* or a *generative network*, and is parametrised by a (deep) neural network whose weights are stored in $\theta \in \Theta$. This parametrisation allows to leverage recent advances in deep architectures, such as deep residual networks (Kingma et al., 2016), recurrent networks (Bowman et al., 2016), or batch normalisation (Sønderby et al., 2016).

The collection $(\Phi(\cdot|\eta))_{\eta \in H}$ is a parametric family of *output densities* with respect to a dominating measure (usually the Lebesgue or the counting measure). Several output families have been considered by recent work:

- In case of discrete multivariate data, products of Multi-

¹IT University of Copenhagen. Correspondence to: P.-A. Mattei <pima@itu.dk>, J. Frellsen <jefr@itu.dk>.

nomial distributions.

- In case of real multivariate data, multivariate Gaussian distributions.
- When dealing with images, several specific proposals have been made (e.g. the discretised logistic mixture approach of [Salimans et al., 2017](#)).
- Dirac outputs correspond to *deterministic decoders*, that are used e.g. within generative adversarial networks ([Goodfellow et al., 2014](#)), or non-volume preserving transformations ([Dinh et al., 2017](#)).

The Gaussian and Bernoulli families are the most widely studied, and will be the focus of this article. The latent structure of these DLVMs leads to the following marginal distribution of the data:

$$p_{\theta}(\mathbf{x}) = \int_{\mathbb{R}^d} p_{\theta}(\mathbf{x}|\mathbf{z})p(\mathbf{z})d\mathbf{z} = \int_{\mathbb{R}^d} \Phi(\mathbf{x}|f_{\theta}(\mathbf{z}))p(\mathbf{z})d\mathbf{z}. \quad (2)$$

1.2. Scalable learning through amortised variational inference

The log-likelihood function of a DLVM is, for all $\theta \in \Theta$,

$$\ell(\theta) = \log p_{\theta}(\mathbf{X}) = \sum_{i=1}^n \log p_{\theta}(\mathbf{x}_i), \quad (3)$$

which is an extremely challenging to compute quantity that involves potentially high-dimensional integrals. Estimating θ by maximum likelihood appears therefore out of reach. Consequently, following [Rezende et al. \(2014\)](#) and [Kingma & Welling \(2014\)](#), inference in DLVMs is usually performed using *amortised variational inference*. Variational inference approximatively maximises the log-likelihood by maximising a lower bound known as the *evidence lower bound* (ELBO, see e.g. [Blei et al., 2017](#)):

$$\begin{aligned} \text{ELBO}(\theta, q) &= \mathbb{E}_{\mathbf{Z} \sim q} \left[\frac{p(\mathbf{X}, \mathbf{Z})}{q(\mathbf{Z})} \right] \\ &= \ell(\theta) - \text{KL}(q||p(\cdot|\mathbf{X})) \leq \ell(\theta). \end{aligned}$$

where the *variational distribution* q is a distribution over the space of codes $\mathbb{R}^{n \times d}$. The variational distribution plays the role of a tractable approximation of the posterior distribution of the codes; when this approximation is perfectly accurate, the ELBO is equal to the log-likelihood. In regular variational inference, the variational distribution is optimised over a space of (often factorised) distributions, which is computationally expensive when the number of samples is large. *Amortised inference* ([Gershman & Goodman, 2014](#)) scales up variational inference by, rather than learning a distribution over $\mathbb{R}^{n \times d}$, *learning a function called the inference network* $g_{\gamma} : \mathcal{X} \rightarrow \mathbb{R}^d$ (parametrised by a deep neural

network whose weights are stored in $\gamma \in \Gamma$). The role of this inference network will be to transform each data point into the parameters of the corresponding approximate posterior. More specifically, the amortised family of posterior approximations is

$$q_{\gamma, \mathbf{x}}(\mathbf{Z}) = q_{\gamma, \mathbf{x}}(\mathbf{z}_1, \dots, \mathbf{z}_n) = \prod_{i=1}^n \Psi(\mathbf{z}_i | g_{\gamma}(\mathbf{x}_i)),$$

where $(\Psi(\cdot|\kappa))_{\kappa \in K}$ is a parametric family of distributions over \mathbb{R}^d – like isotropic Gaussians as in [Kingma & Welling \(2014\)](#) or full-rank Gaussians as in [Cremer et al. \(2018\)](#). Other kinds of families – built using e.g. normalising flows ([Rezende & Mohamed, 2015](#); [Kingma et al., 2016](#)), auxiliary variables ([Maaløe et al., 2016](#); [Ranganath et al., 2016](#)), or importance weights ([Burda et al., 2016](#); [Cremer et al., 2017](#)) – have been considered for amortised inference, but they will not be central focus of in this paper. Within this framework, variational inference for DLVMs solves the optimisation problem

$$\max_{\theta \in \Theta, \gamma \in \Gamma} \text{ELBO}(\theta, q_{\gamma, \mathbf{x}}),$$

using variants of stochastic gradient ascent (see e.g. [Roeder et al., 2017](#), for strategies for computing gradients estimates of the ELBO).

As emphasised by [Kingma & Welling \(2014\)](#), the ELBO resembles the objective function of a popular deep learning model called an *autoencoder* (see e.g. [Goodfellow et al., 2016](#), Chapter 14). This motivates the popular denomination of *encoder* for the inference network g_{γ} and *variational autoencoder* (VAE) for the combination of a DLVM with amortised variational inference.

1.3. Contributions

Our main goal is to investigate the theoretical properties of the marginal distribution of deep latent variable models, and to examine to what extent these properties can be leveraged in practice. In particular, we focus on the well-posedness of the maximum likelihood problem, and the use of deep latent variable models for data imputation. Our main contributions are:

- We show that *maximum likelihood is ill-posed for DLVMs with Gaussian outputs*, and we propose several ways of tackling this problem using constraints or regularisation. We empirically show on real data that this theoretical result can lead to undesirable likelihood blowups.
- We show that *maximum likelihood is well-posed for DLVMs with discrete outputs*.
- We draw a connection between DLVMs and nonparametric statistics, and show that DLVMs can be seen

as *parsimonious submodels* of nonparametric mixture models.

- We leverage that connection to provide a way of finding an *upper bound of the likelihood based on finite mixtures*, under some conditions that guarantee the well-posedness of maximum likelihood. Albeit not tight, when combined with the ELBO, this bound allow us to provide for the first time useful “sandwichings” of the exact likelihood that are illustrated on real data.
- When missing data is present at test time, we show how a simple modification of a approximate scheme proposed by [Rezende et al. \(2014\)](#) allows us to *draw according to the exact conditional distribution of the missing data*. On several data sets and missing data scenarios, our algorithm consistently outperforms the one of [Rezende et al. \(2014\)](#), while having the same computational cost.

2. Is maximum likelihood well-defined for deep latent variable models?

In this section, we investigate the well-posedness of maximum likelihood for DLVMs with Gaussian and Bernoulli outputs.

2.1. On the boundedness of the likelihood of deep latent variable models

Deep generative models with Gaussian outputs assume that the data space is $\mathcal{X} = \mathbb{R}^p$, and that the family of output distributions is the family of p -variate full-rank Gaussian distributions. The conditional distribution of each data point is consequently

$$p_{\theta}(\mathbf{x}|\mathbf{z}) = \mathcal{N}(\mathbf{x}|\boldsymbol{\mu}_{\theta}(\mathbf{z}), \boldsymbol{\Sigma}_{\theta}(\mathbf{z})), \quad (4)$$

where $\boldsymbol{\mu}_{\theta} : \mathbb{R}^d \rightarrow \mathbb{R}^p$ and $\boldsymbol{\Sigma}_{\theta} : \mathbb{R}^d \rightarrow \mathcal{S}_p^{++}$ are two continuous functions parametrised by neural networks whose weights are stored in a parameter θ . These two functions constitute the decoder of the model. This leads to the log-likelihood

$$\ell(\theta) = \sum_{i=1}^n \log \left(\int_{\mathbb{R}^d} \mathcal{N}(\mathbf{x}_i|\boldsymbol{\mu}_{\theta}(\mathbf{z}), \boldsymbol{\Sigma}_{\theta}(\mathbf{z})) p(\mathbf{z}) d\mathbf{z} \right). \quad (5)$$

This model can be seen as a special case of *infinite mixture of Gaussian distributions*. However, it is well-known that maximum likelihood is ill-posed for finite Gaussian mixtures (see e.g. [Le Cam, 1990](#)). Indeed, the likelihood function is unbounded above, and its infinite maxima happen to be very poor generative models. This problematic behaviour of a model quite similar to DLVMs motivates the question: *is the likelihood function of DLVMs bounded above?*

In this section, we will not make any particular parametric assumption about the prior distribution of the latent variable \mathbf{z} . Both simple isotropic Gaussian distributions and more complex learnable priors have been proposed, but all of them are affected by the negative results of this section. We simply make the natural assumptions that \mathbf{z} is continuous and has zero mean. Many different neural architectures have been explored regarding the parametrisation of the decoder. For example, [Kingma \(2017, Section 2.11\)](#) considers multilayer perceptrons (MLPs) of the form

$$\boldsymbol{\mu}_{\theta}(\mathbf{z}) = \mathbf{V} \tanh(\mathbf{W}\mathbf{z} + \mathbf{a}) + \mathbf{b}, \quad (6)$$

$$\boldsymbol{\Sigma}_{\theta}(\mathbf{z}) = \exp(\boldsymbol{\alpha}^T \tanh(\mathbf{W}\mathbf{z} + \mathbf{a}) + \beta) \mathbf{I}_p, \quad (7)$$

where $\theta = (\mathbf{W}, \mathbf{a}, \mathbf{V}, \mathbf{b}, \boldsymbol{\alpha}, \beta)$ and the \tanh and \exp functions are applied entrywise. The weights of the decoder are $\mathbf{W} \in \mathbb{R}^{h \times d}$, $\mathbf{a} \in \mathbb{R}^h$, $\mathbf{V} \in \mathbb{R}^{p \times h}$, $\mathbf{b} \in \mathbb{R}^p$, $\boldsymbol{\alpha} \in \mathbb{R}^h$, and $\beta \in \mathbb{R}$. The integer $h \in \mathbb{N}^*$ is the (common) number of *hidden units* of the MLPs. Much more complex parametrisations exist, but we will see that this one, arguably one of the most rigid, is already too flexible for maximum likelihood. Actually, we will show that an even much less flexible family of MLPs with a single hidden unit is problematic. Let $(\alpha_k)_{k \geq 1}$ be a sequence of nonnegative real numbers such that $\alpha_k \rightarrow +\infty$ as $k \rightarrow +\infty$. For all $i \in \{1, \dots, n\}$, within the framework given by (6) and (7), we will consider the sequences of parameters $\boldsymbol{\theta}_k^{(i, \mathbf{w})} = (\alpha_k, 0, 0, \mathbf{x}_i, \alpha_k, -\alpha_k)$. This leads to the following simplified decoders:

$$\boldsymbol{\mu}_{\boldsymbol{\theta}_k^{(i, \mathbf{w})}}(\mathbf{z}) = \mathbf{x}_i,$$

$$\boldsymbol{\Sigma}_{\boldsymbol{\theta}_k^{(i, \mathbf{w})}}(\mathbf{z}) = \exp(\alpha_k \tanh(\alpha_k \mathbf{w}^T \mathbf{z}) - \alpha_k) \mathbf{I}_p.$$

As shown by next theorem, these sequences of decoders lead to the explosion of the log-likelihood function.

Theorem 1. *For all $i \in \{1, \dots, n\}$ and $\mathbf{w} \in \mathbb{R}^d \setminus \{0\}$, we have $\lim_{k \rightarrow +\infty} \ell(\boldsymbol{\theta}_k^{(i, \mathbf{w})}) = +\infty$.*

The proof of Theorem 1 is available in Appendix A. All other results of this paper are proved within the supplementary material. The key element of the proof is the fact that the sequence of functions $\boldsymbol{\Sigma}_{\boldsymbol{\theta}_k^{(i, \mathbf{w})}}$ converges to a function that outputs both singular and nonsingular covariances, leading to the explosion of $\log p_{\boldsymbol{\theta}_k}(\mathbf{x}_i)$ while all other terms in the likelihood remain bounded below by a constant.

Using simple MLP-based parametrisations such as the one of [Kingma \(2017\)](#) therefore brings about an unbounded log-likelihood function. A natural question that follows is: do these infinite suprema lead to useful generative models? The answer is no. Actually, none of the functions considered in Theorem 1 are particularly useful, because of the use of a constant mean function. This is formalised in the next proposition.

Proposition 1. *For all $k \in \mathbb{N}^*$, $i \in \{1, \dots, n\}$, and $\mathbf{w} \in \mathbb{R}^d \setminus \{0\}$, the distribution $p_{\theta_k^{(i, \mathbf{w})}}$ is spherically symmetric and unimodal around \mathbf{x}_i .*

The spherical symmetry implies that the distribution of these “optimal” deep generative model will lead to uncorrelated variables, and the unimodality will lead to poor sample diversity. Since being able to account for correlations and diversity is essential in deep generative modeling, the infinite suprema of the likelihood function unveiled by Theorem 1 are not desirable. Unregularised gradient-based optimisation of a tight lower bound of this unbounded likelihood is therefore likely to chase these (infinitely many) bad suprema. This gives a theoretical foundation to the necessary regularisation of VAEs that was already noted by [Rezende et al. \(2014\)](#) and [Kingma & Welling \(2014\)](#). For example, using weight decay as in [Kingma & Welling \(2014\)](#) is likely to help avoiding these infinite maxima.

This difficulty to learn the variance may also explain the choice made by several authors to use a constant variance function of the form $\Sigma_{\sigma_0}(\mathbf{z}) = \sigma_0 \mathbf{I}_p$, where σ_0 can be either fixed ([Zhao et al., 2017](#)) or learned via approximate maximum likelihood ([Pu et al., 2016](#)).

Tackling the unboundedness of the likelihood. Let us go back to a parametrisation which is not necessarily MLP-based. Even in this general context, it is possible to tackle the unboundedness of the likelihood using additional constraints on Σ_{θ} . Specifically, for each $\xi \geq 0$, we will consider the set

$$\mathcal{S}_p^\xi = \{\mathbf{A} \in \mathcal{S}_p^+ | \min(\text{Sp}\mathbf{A}) \geq \xi\}. \quad (8)$$

Note that $\mathcal{S}_p^0 = \mathcal{S}_p^+$. This simple spectral constraint allows to end up with a bounded likelihood.

Proposition 2. *Let $\xi > 0$. If the parametrisation of the decoder is such that the image of Σ_{θ} is included in \mathcal{S}_p^ξ for all θ , then the log-likelihood function is upper bounded by $-np \log \sqrt{2\pi\xi}$.*

Similar constraints have been proposed to solve the ill-posedness of maximum likelihood for finite Gaussian mixtures (see e.g. [Hathaway, 1985](#); [Biernacki & Castellan, 2011](#)). In practice, implementing such constraints can be easily done by adding a constant diagonal matrix to the output of the covariance decoder.

What about other parametrisations? We chose a specific and natural parametrisation in order to obtain a constructive proof of the unboundedness of the likelihood. However, virtually any other deep parametrisation that do not include covariance constraints will be affected by our result, because of the universal approximation abilities of neural networks (see e.g. [Goodfellow et al., 2016](#), Section 6.4.1).

Bernoulli DLVMs do not suffer from unbounded likelihood. When $\mathcal{X} = \{0, 1\}^p$, Bernoulli DLVMs assume that $(\Phi(\cdot | \boldsymbol{\eta}))_{\boldsymbol{\eta} \in H}$ is the family of p -variate multivariate Bernoulli distribution (that is, the family of products of p univariate Bernoulli distributions). In this case, maximum likelihood is well-posed.

Proposition 3. *Given any possible parametrisation, the log-likelihood function of a deep latent model with Bernoulli outputs is everywhere negative.*

2.2. Towards data-dependent likelihood upper bounds

We have determined under which conditions maximum likelihood estimates exist, and have computed simple upper bounds on the likelihood functions. Since they do not depend on the data, there bounds are likely to be very loose. A natural follow-up issue is to seek tighter, data-dependent upper bounds that remain easily computable. Such bounds are desirable because, combined with ELBOs, they would allow to sandwich the likelihood between two bounds.

To study this problem, let us take a step backwards and consider a more general infinite mixture model. Precisely, given any distribution G over the generic parameter space H , we define the *nonparametric mixture model* (see e.g. [Lindsay, 1995](#), Chapter 1) as:

$$p_G(\mathbf{x}) = \int_H \Phi(\mathbf{x} | \boldsymbol{\eta}) dG(\boldsymbol{\eta}). \quad (9)$$

Note that there are many ways for a mixture model to be nonparametric (e.g. having some nonparametric components, an infinite but countable number of components, or an uncountable number of components). In this case, this comes from the fact that the model parameter is the *mixing distribution* G , which belongs to the set \mathcal{P} of all probability measures over H . The likelihood of any $G \in \mathcal{P}$ is given by

$$\ell(G) = \sum_{i=1}^n \log p_G(\mathbf{x}_i). \quad (10)$$

When G has a finite support of cardinal $k \in \mathbb{N}^*$, p_G is a finite mixture model with k components. When the mixing distribution G is generatively defined by the distribution of a random variable $\boldsymbol{\eta}$ such that

$$\mathbf{z} \sim p(\mathbf{z}); \boldsymbol{\eta} = f_{\theta}(\mathbf{z}), \quad (11)$$

we exactly end up with a deep generative model with decoder f_{θ} . Therefore, the nonparametric mixture is a more general model than the DLVM. The fact that the mixing distribution of a DLVM is intrinsically low-dimensional leads us to interpret the DLVM as a *parsimonious submodel of the nonparametric mixture model*. This also gives us an immediate upper bound on the likelihood of any decoder f_{θ} :

$$\ell(\theta) \leq \max_{G \in \mathcal{P}} \ell(G). \quad (12)$$

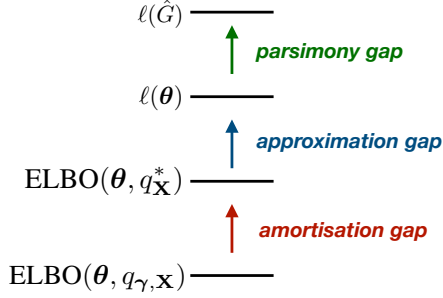


Figure 1. Log-likelihood upper and lower bounds. The parsimony gap represents the amount of likelihood lost when assuming that the mixing distribution is a function of a low-dimensional random variable. The approximation gap expresses how far the true posterior is from the variational family, and the amortisation gap appears due to the limited capacity of the inference network (Cremer et al., 2018).

Of course, in many cases, this upper bound will be infinite (for example in the case of unconstrained Gaussian outputs). However, under the conditions of boundedness of the likelihood of deep Gaussian models, the bound is finite and attained for a finite mixture model with at most n components.

Theorem 2. Assume that $(\Phi(\cdot|\eta))_{\eta \in H}$ is the family of multivariate Bernoulli distributions or the family of Gaussian distributions with the spectral constraint of Proposition 4. The likelihood of the corresponding nonparametric mixture model is maximised for a finite mixture model of $k \leq n$ distributions from the family $(\Phi(\cdot|\eta))_{\eta \in H}$.

This rather surprising result is based on Lindsay’s (1983) geometric analysis of the likelihood of nonparametric mixtures. Assume that the conditions of Theorem 2 are satisfied. Let us denote a maximum likelihood estimate of G as \hat{G} . For all θ , we therefore have

$$\ell(\theta) \leq \ell(\hat{G}) \quad (13)$$

which gives an *upper bound* on the likelihood. We call the difference $\ell(\hat{G}) - \ell(\theta)$ the *parsimony gap* (see Figure 1). By sandwiching the exact likelihood between this bound and an ELBO, we can also have guarantees on how far a posterior approximation q is from the true posterior:

$$\text{KL}(q||p(\cdot|X)) \leq \ell(\hat{G}) - \text{ELBO}(\theta, q). \quad (14)$$

From a computational perspective, the estimate \hat{G} can be found using the expectation-maximisation algorithm for finite mixtures (Dempster et al., 1977) – although it only insures to find a local optimum. Some strategies guaranteed to find a global optimum have also been developed (see e.g. Lindsay, 1995, Chapter 6; Wang, 2007).

3. Handling missing data with variational autoencoders

In this section, we assume that a variational autoencoder has been trained, and that missing data is present at test time. The couple decoder/encoder obtained after training is denoted by f_θ and g_γ . Let $\mathbf{x} \in \mathcal{X}$ be a new data point that consists in some observed features \mathbf{x}^{obs} and missing data \mathbf{x}^{miss} .

3.1. Conditional data generation

Since we have a probabilistic model p_θ of the data, an ideal way of imputing \mathbf{x}^{miss} would be to generate some data according to the *conditional distribution*

$$p_\theta(\mathbf{x}^{\text{miss}}|\mathbf{x}^{\text{obs}}) = \int_{\mathbb{R}^d} p_\theta(\mathbf{x}^{\text{miss}}|\mathbf{x}^{\text{obs}}, \mathbf{z})p(\mathbf{z})d\mathbf{z}.$$

Again, this distribution appears out of reach because of the integration of the latent variable \mathbf{z} . However, it is reasonable to assume that, for all $\mathbf{z} \in \mathbb{R}^d$,

$$p_\theta(\mathbf{x}^{\text{miss}}|\mathbf{x}^{\text{obs}}, \mathbf{z}) = \Phi(\mathbf{x}^{\text{miss}}|\mathbf{x}^{\text{obs}}, f_\theta(\mathbf{z}))$$

is easily computable (this is the case for Bernoulli or Gaussian outputs). Under this assumption, we will see that generating data according to the conditional distribution is actually possible.

3.2. Pseudo-Gibbs sampling

Rezende et al. (2014) proposed a simple way of imputing \mathbf{x}^{miss} by following a Markov chain $(\mathbf{z}_t, \hat{\mathbf{x}}_t^{\text{miss}})_{t \geq 1}$ (initialised by randomly imputing the missing data with $\hat{\mathbf{x}}_0^{\text{miss}}$). For all $t \geq 1$, they consider

- $\mathbf{z}_t \sim \Psi(\mathbf{z}|g_\gamma(\mathbf{x}^{\text{obs}}, \hat{\mathbf{x}}_{t-1}^{\text{miss}}))$
- $\hat{\mathbf{x}}_t^{\text{miss}} \sim \Phi(\mathbf{x}^{\text{miss}}|\mathbf{x}^{\text{obs}}, f_\theta(\mathbf{z}_t)).$

This scheme closely resembles Gibbs sampling (Geman & Geman, 1984), and actually exactly coincides with Gibbs sampling when the amortised variational distribution $\Psi(\mathbf{z}|g_\gamma(\mathbf{x}^{\text{obs}}, \hat{\mathbf{x}}^{\text{miss}}))$ is equal to the true posterior distribution $p_\theta(\mathbf{z}|\mathbf{x}^{\text{obs}}, \hat{\mathbf{x}}^{\text{miss}})$ for all possible $\hat{\mathbf{x}}^{\text{miss}}$. Following the terminology of Heckerman et al. (2000), we will call this algorithm *pseudo-Gibbs sampling*. Very similar schemes have been proposed for more general autoencoder settings (Goodfellow et al., 2016, Section 20.11). Because of its flexibility, this pseudo-Gibbs approach is routinely used for missing data imputation using DLVMs (see e.g. Li et al., 2016; Rezende et al., 2016; Du et al., 2018).

Rezende et al. (2014, Proposition F.1) proved that, when these two distributions are close in some sense, pseudo-Gibbs sampling generates point that approximatively follow

Algorithm 1 Metropolis-within-Gibbs sampler for missing data imputation using a trained VAE

Inputs: Observed data \mathbf{x}^{obs} , trained VAE (f_θ, g_γ) , number of iterations T
Initialise $(\mathbf{z}_0, \hat{\mathbf{x}}_0^{\text{miss}})$
for $t = 1$ **to** T **do**
 $\tilde{\mathbf{z}}_t \sim \Psi(\mathbf{z} | g_\gamma(\mathbf{x}^{\text{obs}}, \hat{\mathbf{x}}_{t-1}^{\text{miss}}))$
 $\rho_t = \frac{\Phi(\mathbf{x}^{\text{obs}}, \hat{\mathbf{x}}_{t-1}^{\text{miss}} | f_\theta(\tilde{\mathbf{z}}_t)) p(\tilde{\mathbf{z}}_t)}{\Phi(\mathbf{x}^{\text{obs}}, \hat{\mathbf{x}}_{t-1}^{\text{miss}} | f_\theta(\mathbf{z}_{t-1})) p(\mathbf{z}_{t-1})} \frac{\Psi(\mathbf{z}_{t-1} | g_\gamma(\mathbf{x}^{\text{obs}}, \hat{\mathbf{x}}_{t-1}^{\text{miss}}))}{\Psi(\tilde{\mathbf{z}}_t | g_\gamma(\mathbf{x}^{\text{obs}}, \hat{\mathbf{x}}_{t-1}^{\text{miss}}))}$
 $\mathbf{z}_t = \begin{cases} \tilde{\mathbf{z}}_t & \text{with probability } \rho_t \\ \mathbf{z}_{t-1} & \text{with probability } 1 - \rho_t \end{cases}$
 $\hat{\mathbf{x}}_t^{\text{miss}} \sim \Phi(\mathbf{x}^{\text{miss}} | \mathbf{x}^{\text{obs}}, f_\theta(\mathbf{z}_t))$
end for

the conditional distribution $p_\theta(\mathbf{x}^{\text{miss}} | \mathbf{x}^{\text{obs}})$. Actually, we will see that a simple modification of this scheme allows to generate *exactly* according to the conditional distribution.

3.3. Metropolis-within-Gibbs sampling

At each step of the chain, rather than generating codes according to the approximate posterior distribution, we may use this approximation as a proposal within a Metropolis-Hastings algorithm (Metropolis et al., 1953; Hastings, 1970), using the fact that we have access to the unnormalised posterior density of the latent codes.

Specifically, at each step, we will generate a new code $\tilde{\mathbf{z}}_t$ as a proposal using the approximate posterior $\Psi(\mathbf{z} | g_\gamma(\mathbf{x}^{\text{obs}}, \hat{\mathbf{x}}_{t-1}^{\text{miss}}))$. This proposal is accepted as a valid code with probability

$$\begin{aligned} \rho_t &= \frac{p_\theta(\tilde{\mathbf{z}}_t | \mathbf{x}^{\text{obs}}, \hat{\mathbf{x}}_{t-1}^{\text{miss}})}{p_\theta(\mathbf{z}_{t-1} | \mathbf{x}^{\text{obs}}, \hat{\mathbf{x}}_{t-1}^{\text{miss}})} \frac{\Psi(\mathbf{z}_{t-1} | g_\gamma(\mathbf{x}^{\text{obs}}, \hat{\mathbf{x}}_{t-1}^{\text{miss}}))}{\Psi(\tilde{\mathbf{z}}_t | g_\gamma(\mathbf{x}^{\text{obs}}, \hat{\mathbf{x}}_{t-1}^{\text{miss}}))} \\ &= \frac{\Phi(\mathbf{x}^{\text{obs}}, \hat{\mathbf{x}}_{t-1}^{\text{miss}} | f_\theta(\tilde{\mathbf{z}}_t)) p(\tilde{\mathbf{z}}_t)}{\Phi(\mathbf{x}^{\text{obs}}, \hat{\mathbf{x}}_{t-1}^{\text{miss}} | f_\theta(\mathbf{z}_{t-1})) p(\mathbf{z}_{t-1})} \frac{\Psi(\mathbf{z}_{t-1} | g_\gamma(\mathbf{x}^{\text{obs}}, \hat{\mathbf{x}}_{t-1}^{\text{miss}}))}{\Psi(\tilde{\mathbf{z}}_t | g_\gamma(\mathbf{x}^{\text{obs}}, \hat{\mathbf{x}}_{t-1}^{\text{miss}}))}. \end{aligned}$$

This probability corresponds to a *ratio of importance ratios*, and is equal to one when the posterior approximation is perfect. This code-generating scheme exactly corresponds to performing a single iteration of an *independent Metropolis-Hastings algorithm*. With the obtained code \mathbf{z}_t , we can now generate a new imputation using the exact conditional $\Phi(\mathbf{x}^{\text{miss}} | \mathbf{x}^{\text{obs}}, f_\theta(\mathbf{z}_t))$. The obtained algorithm, detailed in Algorithm 1, is a particular instance of a Metropolis-within-Gibbs algorithm (Metropolis et al., 1953; Tierney, 1991). Actually, it exactly corresponds to the algorithm described by Gelman (1993, Section 4.4), and is *insured to asymptotically produce samples from the true conditional distribution* $p_\theta(\mathbf{x}^{\text{miss}} | \mathbf{x}^{\text{obs}})$, even if the variational approximation is imperfect. Note that when the variational approximation is perfect, all proposals are accepted and the algorithm exactly reduces to Gibbs sampling.

The theoretical superiority of the Metropolis-within-Gibbs scheme compared to the pseudo-Gibbs sampler comes with

almost no additional computational cost. Indeed, all the quantities that need to be computed in order to compute the acceptance probability need also to be computed within the pseudo-Gibbs scheme – except the prior evaluations, which are assumed to be computationally negligible. However, a poor initialisation of the missing values might lead to a lot of rejections at the beginning of the chain, and to slow convergence. A good initialisation heuristic is to perform a few pseudo-Gibbs iterations at first in order to begin with a sensible imputation. Note eventually that, similarly to the pseudo-Gibbs sampler, our Metropolis-within-Gibbs scheme can be extended to many other variational approximations – like normalising flows (Rezende & Mohamed, 2015; Kingma et al., 2016) – in a straightforward manner.

4. Empirical results

In this section, we investigate the empirical realisations of our theoretical findings on DLVMs.

Implementation. Some computational choices are common for all experiments: the prior distribution is a standard Gaussian distribution; the chosen variational family $(\Psi(\cdot | \kappa))_{\kappa \in K}$ is the family of Gaussian distributions with “diagonal + rank-1” covariance (as in Rezende et al., 2014, Section 4.3); stochastic gradients of the ELBO are computed via the *path derivative estimate* of Roeder et al. (2017); the Adam optimiser (Kingma & Ba, 2014) is used with a learning rate of 10^{-4} and mini-batches of size 10; neural network are initialised following the heuristics of Glorot & Bengio (2010); sampling for variational autoencoders and Markov chains is performed via the Distributions module of TensorFlow (Dillon et al., 2017). For the Frey faces data set, we used a Gaussian DLVM together with the parametrisation presented in Section 2.1 (with $d = 5$ and $h = 200$). The architecture of the inference network follows the same parametrisation. Constrained finite Gaussian mixtures were fit using the scikit-learn package (Pedregosa et al., 2011). Regarding the data sets considered in the missing data experiments, we used on the architecture of Rezende et al. (2014), with 200 hidden units and an intrinsic dimension of 50.

4.1. Concrete examples of likelihood explosions

To investigate if the unboundedness of the likelihood of a DLVM with Gaussian outputs has actual concrete consequences for variational inference, we train two DLVMs on the Frey faces data set: one with no constraints, and one with the constraint of Proposition 2 (with $\xi = 2^{-4}$). The results are presented in Figure 3. One can notice that the unconstrained DLVM finds models with very high likelihood but very poor generalisation performance. This confirms that the unboundedness of the likelihood is not a merely theoretical concern. We also display the two upper bounds

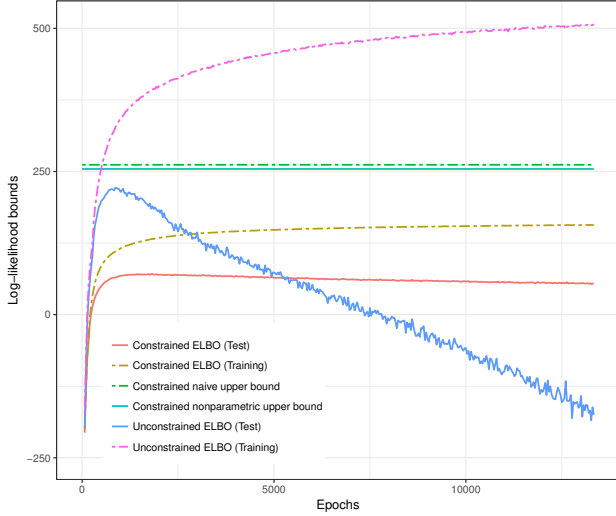


Figure 3. Illustrating the unboundedness of a DLVM with Gaussian outputs with the Frey faces data set (figure best seen in color). The unconstrained ELBO appears to diverge, while finding poorer and poorer models. The constrained version converges to an optimum that generalises much better – for this model, the two upper bounds allow to sandwich the exact likelihood.

of the likelihood. The nonparametric bound offers a slight but significant improvement over the naive upper bound. On this example, using the nonparametric upper bound as an early stopping criterion for the unconstrained ELBO appears to provide a good regularisation scheme – that perform better than the covariance constraints on this data set. This illustrates the potential practical usefulness of the connection that we drew between DLVMs and nonparametric mixtures.

4.2. Comparing the pseudo-Gibbs and Metropolis-within-Gibbs samplers

We compare the two samplers for single imputation of the test sets of the three data sets : Caltech 101 Silhouettes and statically binarised versions of MNIST and OMNIGLOT. We consider two missing data scenarios: a first one with pixels missing uniformly at random (Figure 2) and one where the top or bottom half of the pixels was removed (Table 2). Both samplers use the same trained VAE and perform the same number of iterations (300 for the first scenario, and 500 for the second scenario). Note that the convergence can be monitored using a validation set of complete data. The first 50 iterations of the Metropolis-within-Gibbs sampler are actually pseudo-Gibbs iterations, in order to avoid having too many early rejections (see Section 3.3). The Metropolis-within-Gibbs sampler consistently outperforms the pseudo-Gibbs scheme.

5. Conclusion

Although extremely difficult to compute in practice, the exact likelihood of DLVMs offers several important insights on deep generative modelling. Its unboundedness justifies the necessity of regularising DLVMs for continuous data, which we have demonstrated empirically. Furthermore, we showed that using the exact conditional distribution for data imputations gives better performance than the usual pseudo-Gibbs approach.

Missing data imputation is often used as a performance metric for DLVMs (e.g. Li et al., 2016; Du et al., 2018). Since both algorithms have essentially the same computational cost, this motivates to replace pseudo-Gibbs sampling by Metropolis-within-Gibbs when evaluating these models.

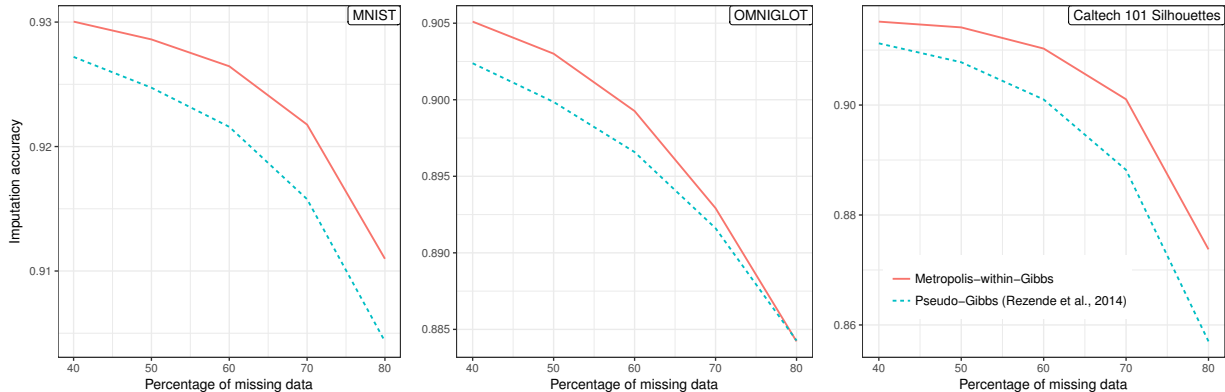


Figure 2. Single imputation results (mean accuracy for all images in the test set) for the missing-at-random experiments. Pixels sampled uniformly at random were removed from the images. According to Wilcoxon signed-rank tests (see e.g. Dalggaard, 2008, Chapter 5), the Metropolis-within-Gibbs scheme significantly outperforms the pseudo-Gibbs sampler in all scenarios (all p -values are smaller than 10^{-7}), except for OMNIGLOT with 80% missing data where no method significantly outperforms the other (p -value = 0.75).

	MNIST		OMNIGLOT		Caltech 101 Silhouettes	
Missing half	<i>top</i>	<i>bottom</i>	<i>top</i>	<i>bottom</i>	<i>top</i>	<i>bottom</i>
Pseudo-Gibbs (Rezende et al., 2014)	85.76	88.32	86.98	85.99	68.41	71.02
Metropolis-within-Gibbs	86.83	89.21	87.09	87.08	73.32	73.77

Table 1. Single imputation results (mean accuracy for all images in the test set) for the not missing-at-random experiments. The top or bottom half of the images are missing. According to Wilcoxon signed-rank tests (see e.g. Dalgaard, 2008, Chapter 5), the Metropolis-within-Gibbs scheme significantly outperforms the pseudo-Gibbs sampler in all scenarios (all p -values are smaller than 10^{-15}).

Upon convergence, the samples generated by Metropolis-within-Gibbs do not depend on the inference network, and explicitly depend on the prior, which allows us to evaluate only the generative performance of the models.

We also interpreted DLVMs as parsimonious submodels of nonparametric mixture models. While we used this connection to provide upper bounds of the likelihood, many other applications could be derived. In particular, the important body of work regarding consistency of maximum likelihood estimates for nonparametric mixtures (e.g. Kiefer & Wolfowitz, 1956; van de Geer, 2003; Chen, 2017) could be leveraged to study the asymptotics of DLVMs.

While there are several ways of bounding above and below the exact likelihood function, the problem of estimating it accurately remains open. This problem is closely related to the computation of Bayesian marginal likelihoods. Even though exact computation is sometimes possible (e.g. Holmes et al., 2015; Bouveyron et al., 2017), marginal likelihoods are usually evaluated thanks to specific sampling schemes – see e.g. Robert & Wraith (2009) or Friel & Wyse (2012) for good reviews and Grosse et al. (2013) or Frellsen et al. (2016) for recent perspectives. While some work has been done towards using these schemes to compute the likelihoods of DLVMs (Rezende et al., 2014; Kingma & Welling, 2014; Wu et al., 2017; Cremer et al., 2018), it still constitutes an important and quite unexplored research theme.

Appendix A. Proof of Theorem 1

Proof. Let $i \in \{1, \dots, n\}$ and $\mathbf{w} \in \mathbb{R}^d \setminus \{0\}$. To avoid notational overload, we denote $\theta_k = \theta_k^{(i, \mathbf{w})}$ in the remainder of this proof. We will show that the contribution $\log p_{\theta_k}(\mathbf{x}_i)$ of the i -th observation explodes while all other contributions remain bounded below.

A first useful remark is the fact that, since \mathbf{z} is continuous and has zero mean and $\mathbf{w} \in \mathbb{R}^d \setminus \{0\}$, the univariate random variable $\mathbf{w}^T \mathbf{z}$ is continuous and has zero mean. Therefore $\mathbb{P}(\mathbf{w}^T \mathbf{z} \leq 0) > 0$ and $\mathbb{P}(\mathbf{w}^T \mathbf{z} \geq 0) > 0$.

Regarding the i -th observation, we have for all $k \in \mathbb{N}^*$,

$$p_{\theta_k}(\mathbf{x}_i) = \int_{\mathbb{R}^d} \mathcal{N}(\mathbf{x}_i | \mathbf{x}_i, \Sigma_{\theta_k}(\mathbf{z})) p(\mathbf{z}) d\mathbf{z} \quad (15)$$

$$\geq \int_{\mathbf{w}^T \mathbf{z} \leq 0} \mathcal{N}(\mathbf{x}_i | \mathbf{x}_i, \Sigma_{\theta_k}(\mathbf{z})) p(\mathbf{z}) d\mathbf{z} \quad (16)$$

$$\geq \int_{\mathbf{w}^T \mathbf{z} \leq 0} |2\pi \Sigma_{\theta_k}(\mathbf{z})|^{-1/2} p(\mathbf{z}) d\mathbf{z}. \quad (17)$$

Let $\mathbf{z} \in \mathbb{R}^d$ such that $\mathbf{w}^T \mathbf{z} \leq 0$. The function

$$\varphi : \alpha \mapsto \alpha \tanh(\alpha \mathbf{w}^T \mathbf{z}) - \alpha$$

is strictly decreasing on \mathbb{R}^+ . Indeed, its derivative is equal to

$$\varphi'(\alpha) = \tanh(\alpha \mathbf{w}^T \mathbf{z}) - 1 + (1 - \tanh^2(\alpha \mathbf{w}^T \mathbf{z})) \alpha \mathbf{w}^T \mathbf{z},$$

which is strictly negative because the image of the hyperbolic tangent function is $] -1, 1[$. Moreover,

$$\lim_{\alpha \rightarrow \infty} \alpha \tanh(\alpha \mathbf{w}^T \mathbf{z}) - \alpha = -\infty.$$

Therefore, the sequence $(|2\pi \Sigma_{\theta_k}(\mathbf{z})|^{-1/2})_{k \geq 1}$ is strictly increasing and diverges to $+\infty$ for all $\mathbf{z} \in \mathbb{R}^d$ such that $\mathbf{w}^T \mathbf{z} \leq 0$. Therefore, the monotone convergence theorem combined with the fact that $\mathbb{P}(\mathbf{w}^T \mathbf{z} \leq 0) > 0$ insure that the right hand side of (15) diverges to $+\infty$, leading to $p(\mathbf{x}_i | \mu_{\theta_i}, \Sigma_{\theta_k}) \rightarrow +\infty$.

Regarding the other contributions, let $j \neq i$. Since $\mathbb{P}(\mathbf{w}^T \mathbf{z} > 0) > 0$, there exists $\varepsilon > 0$ such that $\mathbb{P}(\mathbf{w}^T \mathbf{z} \geq \varepsilon) > 0$. We have

$$\begin{aligned} p_{\theta_k}(\mathbf{x}_j) &\geq \int_{\mathbf{w}^T \mathbf{z} \geq \varepsilon} \mathcal{N}(\mathbf{x}_j | \mathbf{x}_j, \Sigma_{\theta_k}(\mathbf{z})) p(\mathbf{z}) d\mathbf{z} \\ &= \int_{\mathbf{w}^T \mathbf{z} \geq \varepsilon} \frac{\exp\left(\frac{-\|\mathbf{x}_j - \mathbf{x}_j\|_2^2}{2 \exp(\alpha_k \tanh(\alpha_k \mathbf{w}^T \mathbf{z}) - \alpha_k)}\right)}{(2\pi \exp(\alpha_k \tanh(\alpha_k \mathbf{w}^T \mathbf{z}) - \alpha_k))^{p/2}} p(\mathbf{z}) d\mathbf{z} \\ &= \frac{1}{(2\pi)^{p/2}} \int_{\mathbf{w}^T \mathbf{z} \geq \varepsilon} \exp\left(\frac{-\|\mathbf{x}_j - \mathbf{x}_j\|_2^2}{2 \exp(\alpha_k \tanh(\alpha_k \mathbf{w}^T \mathbf{z}) - \alpha_k)}\right) p(\mathbf{z}) d\mathbf{z} \\ &\geq \frac{1}{(2\pi)^{p/2}} \exp\left(\frac{-\|\mathbf{x}_j - \mathbf{x}_j\|_2^2}{2 \exp(\alpha_k \tanh(\alpha_k \varepsilon) - \alpha_k)}\right) \mathbb{P}(\mathbf{w}^T \mathbf{z} \geq \varepsilon), \end{aligned}$$

and, since $\lim_{\alpha \rightarrow \infty} \alpha \tanh(\alpha \varepsilon) - \alpha = 0$, we will have

$$\limsup_{k \rightarrow \infty} p_{\theta_k}(\mathbf{x}_j) \geq \frac{\mathbb{P}(\mathbf{w}^T \mathbf{z})}{(2\pi)^{p/2}} \exp\left(\frac{-\|\mathbf{x}_j - \mathbf{x}_j\|_2^2}{2}\right) \geq \varepsilon,$$

therefore

$$\limsup_{k \rightarrow \infty} p_{\theta_k}(\mathbf{x}_j) > 0.$$

By combining all contributions, we end up with $\lim_{k \rightarrow +\infty} \ell(\theta_k) = +\infty$. \square

Appendix B. Proof of Proposition 1

Proof. Because of the constant mean function and the isotropic covariance, the density of \mathbf{x} is a decreasing function $\|\mathbf{x} - \mathbf{x}_i\|_2$, hence the spherical symmetry and the unimodality. Note that there are several different definitions for multivariate unimodality (see e.g. Dharmadhikari & Joag-Dev, 1988). Here, we mean that the only local maximum of the density is at \mathbf{x}_i . \square

Appendix C. Proof of Proposition 2

Proof. For all $i \in \{1, \dots, n\}$, we have

$$\begin{aligned} p(\mathbf{x}_i | \mu_\theta, \Sigma_\theta) &= \int_{\mathbb{R}^d} \mathcal{N}(\mathbf{x} | \mu_\theta(\mathbf{z}), \Sigma_\theta(\mathbf{z})) \mathcal{N}(\mathbf{z} | 0, \mathbf{I}_d) d\mathbf{z} \\ &\leq \frac{1}{(2\pi\xi)^{p/2}}, \end{aligned}$$

using the fact that the determinant of $\Sigma_\theta(\mathbf{z})$ is lower bounded by ξ^p for all $\mathbf{z} \in \mathbb{R}^d$ and that the exponential of a negative number is smaller than one. Therefore, the likelihood function is bounded above by $1/(2\pi\xi)^{np/2}$. \square

Appendix D. Proof of Proposition 3

Proof. This is a direct consequence of the fact that the density of a Bernoulli distribution is always smaller than one. \square

Appendix E. Proof of Theorem 2

Proof. Let us assume that there are $L \leq n$ distinct observations $\tilde{\mathbf{x}}_1, \dots, \tilde{\mathbf{x}}_L$. Following Lindsay (1983), let us denote

$$\Gamma = \{(\Phi(\tilde{\mathbf{x}}_l | \boldsymbol{\eta}))_{l \leq L} | \boldsymbol{\eta} \in H\}.$$

We will use the following theorem, which describes maximum likelihood estimators of nonparametric mixtures under some topological conditions.

Theorem 3 (Lindsay, 1983, Theorem 3.1). *If Γ is compact, then the likelihood of the corresponding nonparametric mixture model is maximised for a finite mixture model of $k \leq n$ distributions from the family $(\Phi(\cdot | \boldsymbol{\eta}))_{\boldsymbol{\eta} \in H}$.*

This theorem allows us to treat both cases:

Bernoulli outputs. Since $H = [0, 1]^p$ is compact and the function $\boldsymbol{\eta} \mapsto (\Phi(\tilde{\mathbf{x}}_l | \boldsymbol{\eta}))_{l \leq L}$ is continuous, Γ is compact and Lindsay's theorem can be directly applied.

Gaussian outputs. The parameter space H is not compact in this case, but we can get around this problem using a compactification argument similar to the one of Van der Vaart & Wellner (1992). Consider the Alexandroff compactification $H \cup \{\infty\}$ of the parameter space (Kelley, 1955, p. 150). Because of the definition of H , we have $\lim_{\boldsymbol{\eta} \rightarrow \infty} \Phi(\tilde{\mathbf{x}}_l | \boldsymbol{\eta}) = 0$ for all $l \in \{1, \dots, L\}$. Therefore, we can continuously extend the function $\boldsymbol{\eta} \mapsto (\Phi(\tilde{\mathbf{x}}_l | \boldsymbol{\eta}))_{l \leq L}$ from H to $H \cup \{\infty\}$ using the conventions $\Phi(\tilde{\mathbf{x}}_l | \infty) = 0$ for all $l \in \{1, \dots, L\}$. The space $\{(\Phi(\tilde{\mathbf{x}}_l | \boldsymbol{\eta}))_{l \leq L} | \boldsymbol{\eta} \in H \cup \{\infty\}\}$ is therefore compact, and we can use Lindsay's theorem to deduce that the nonparametric maximum likelihood estimator for the compactified parameter space $H \cup \{\infty\}$ is a finite mixture of distributions from $(\Phi(\cdot | \boldsymbol{\eta}))_{\boldsymbol{\eta} \in H \cup \{\infty\}}$. However, this finite mixture can only contain elements from $(\Phi(\cdot | \boldsymbol{\eta}))_{\boldsymbol{\eta} \in H}$. Indeed, if any mixture component were associated with $\boldsymbol{\eta} = \infty$, the likelihood could be improved by emptying said component. Therefore, the maximum likelihood estimator found using the compactified space is also the maximum likelihood estimator of the original space, which allows us to conclude. \square

References

- Bartholomew, D. J., Knott, M., and Moustaki, I. *Latent variable models and factor analysis: A unified approach*, volume 904. John Wiley & Sons, 2011.
- Biernacki, C. and Castellan, G. A data-driven bound on variances for avoiding degeneracy in univariate Gaussian mixtures. *Pub. IRMA Lille*, 71, 2011.
- Blei, D. M., Kucukelbir, A., and McAuliffe, J. D. Variational inference: A review for statisticians. *Journal of the American Statistical Association*, 112(518):859–877, 2017.
- Bouveyron, C., Latouche, P., and Mattei, P.-A. Exact dimensionality selection for Bayesian PCA. *Technical report, HAL-01484099, Université Paris Descartes*, 2017.
- Bowman, S. R., Vilnis, L., Vinyals, O., Dai, A. M., Jozefowicz, R., and Bengio, S. Generating sentences from a continuous space. *Proceedings of CoNLL*, 2016.
- Burda, Y., Grosse, R., and Salakhutdinov, R. Importance weighted autoencoders. *International Conference on Learning Representations*, 2016.
- Chen, J. Consistency of the MLE under mixture models. *Statistical Science*, 32(1):47–63, 2017.

- Cremer, C., Morris, Q., and Duvenaud, D. Reinterpreting importance-weighted autoencoders. *International Conference on Learning Representations (Workshop track)*, 2017.
- Cremer, C., Li, X., and Duvenaud, D. Inference sub-optimality in variational autoencoders. *arXiv preprint arXiv:1801.03558*, 2018.
- Dalgaard, Peter. *Introductory statistics with R*. Springer Science & Business Media, 2008.
- Dempster, A. P., Laird, N. M., and Rubin, D. B. Maximum likelihood from incomplete data via the EM algorithm. *Journal of the royal statistical society. Series B (methodological)*, pp. 1–38, 1977.
- Dharmadhikari, S. and Joag-Dev, K. *Unimodality, convexity, and applications*. Elsevier, 1988.
- Dillon, J. V., Langmore, I., Tran, D., Brevdo, E., Vasudevan, S., Moore, D., Patton, B., Alemi, A., Hoffman, M., and Saurous, R. A. TensorFlow distributions. *arXiv preprint arXiv:1711.10604*, 2017.
- Dinh, L., Sohl-Dickstein, J., and Bengio, S. Density estimation using real NVP. *International Conference on Learning Representations*, 2017.
- Du, C., Zhu, J., and Zhang, B. Learning deep generative models with doubly stochastic gradient MCMC. *IEEE transactions on neural networks and learning systems*, PP(99):1–13, 2018.
- Frellsen, J., Winther, O., Ghahramani, Z., and Ferkinghoff-Borg, J. Bayesian generalised ensemble Markov chain Monte Carlo. In *Proceedings of International Conference on Artificial Intelligence and Statistics*, pp. 408–416, 2016.
- Friel, N. and Wyse, J. Estimating the evidence—a review. *Statistica Neerlandica*, 66(3):288–308, 2012.
- Gelman, A. Iterative and non-iterative simulation algorithms. *Computing science and statistics*, pp. 433–433, 1993.
- Geman, S. and Geman, D. Stochastic relaxation, Gibbs distributions, and the Bayesian restoration of images. *IEEE Transactions on Pattern Analysis and Machine Intelligence*, (6):721–741, 1984.
- Gershman, S. and Goodman, N. Amortized inference in probabilistic reasoning. In *Proceedings of the Annual Meeting of the Cognitive Science Society*, volume 36, 2014.
- Glorot, X. and Bengio, Y. Understanding the difficulty of training deep feedforward neural networks. In *Proceedings of the Thirteenth International Conference on Artificial Intelligence and Statistics*, pp. 249–256, 2010.
- Gómez-Bombarelli, R., Wei, J. N., Duvenaud, D., Hernández-Lobato, J. M., Sánchez-Lengeling, B., Sheberla, D., Aguilera-Iparraguirre, J., Hirzel, T. D., Adams, R. P., and Aspuru-Guzik, A. Automatic chemical design using a data-driven continuous representation of molecules. *ACS Central Science*, 2018.
- Goodfellow, I., Pouget-Abadie, J., Mirza, M., Xu, B., Warde-Farley, D., Ozair, S., Courville, A., and Bengio, Y. Generative adversarial nets. In *Advances in neural information processing systems*, pp. 2672–2680, 2014.
- Goodfellow, I., Bengio, Y., and Courville, A. *Deep learning*. MIT press, 2016.
- Grosse, R. B., Maddison, C. J., and Salakhutdinov, R. R. Annealing between distributions by averaging moments. In *Advances in Neural Information Processing Systems*, pp. 2769–2777, 2013.
- Hastings, W. K. Monte Carlo sampling methods using Markov chains and their applications. *Biometrika*, 57(1): 97–109, 1970.
- Hathaway, R. J. A constrained formulation of maximum-likelihood estimation for normal mixture distributions. *The Annals of Statistics*, 13(2):795–800, 1985.
- Heckerman, D., Chickering, D. M., Meek, C., Rounthwaite, R., and Kadie, C. Dependency networks for inference, collaborative filtering, and data visualization. *Journal of Machine Learning Research*, 1(Oct):49–75, 2000.
- Holmes, C. C., Caron, F., Griffin, J. E., and Stephens, D. A. Two-sample Bayesian nonparametric hypothesis testing. *Bayesian Analysis*, 10(2):297–320, 2015.
- Hotelling, H. Analysis of a complex of statistical variables into principal components. *Journal of educational psychology*, 24(6):417, 1933.
- Jolliffe, I. T. and Cadima, J. Principal component analysis: a review and recent developments. *Philosophical Transactions of the Royal Society of London A: Mathematical, Physical and Engineering Sciences*, 374(2065), 2016.
- Kelley, J. L. *General Topology*. Van Nostrand, New York, 1955.
- Kiefer, J. and Wolfowitz, J. Consistency of the maximum likelihood estimator in the presence of infinitely many incidental parameters. *The Annals of Mathematical Statistics*, pp. 887–906, 1956.

- Kingma, D. P. Variational inference & deep learning: A new synthesis. *PhD Thesis, Universiteit van Amsterdam*, 2017.
- Kingma, D. P. and Ba, J. Adam: A method for stochastic optimization. *Proceedings of the International Conference on Learning Representations*, 2014.
- Kingma, D. P. and Welling, M. Auto-encoding variational Bayes. In *Proceedings of the International Conference on Learning Representations*, 2014.
- Kingma, D. P., Salimans, T., Jozefowicz, R., Chen, X., Sutskever, I., and Welling, M. Improved variational inference with inverse autoregressive flow. In *Advances in Neural Information Processing Systems*, pp. 4743–4751, 2016.
- Kusner, M. J., Paige, B., and Hernández-Lobato, J. M. Grammar variational autoencoder. In *International Conference on Machine Learning*, pp. 1945–1954, 2017.
- Le Cam, L. Maximum likelihood: an introduction. *International Statistical Review/Revue Internationale de Statistique*, pp. 153–171, 1990.
- Li, C., Zhu, J., and Zhang, B. Learning to generate with memory. In *Proceedings of The 33rd International Conference on Machine Learning*, pp. 1177–1186, 2016.
- Lindsay, B. The geometry of mixture likelihoods: a general theory. *The Annals of Statistics*, 11(1):86–94, 1983.
- Lindsay, B. G. *Mixture Models: Theory, Geometry and Applications*, volume 5 of *Regional Conference Series in Probability and Statistics*, pp. 159–163. Institute of Mathematical Statistics and American Statistical Association, 1995.
- Maaløe, L., Sønderby, C. K., Sønderby, S. K., and Winther, O. Auxiliary deep generative models. In *International Conference on Machine Learning*, pp. 1445–1453, 2016.
- Metropolis, N., Rosenbluth, A. W., Rosenbluth, M. N., Teller, A. H., and Teller, E. Equation of state calculations by fast computing machines. *The Journal of Chemical Physics*, 21(6):1087–1092, 1953.
- Pedregosa, F., Varoquaux, G., Gramfort, A., Michel, V., Thirion, B., Grisel, O., Blondel, M., Prettenhofer, P., Weiss, R., and Dubourg, V. Scikit-learn: Machine learning in Python. *Journal of machine learning research*, 12 (Oct):2825–2830, 2011.
- Pu, Y., Gan, Z., Henao, R., Yuan, X., Li, C., Stevens, A., and Carin, L. Variational autoencoder for deep learning of images, labels and captions. In *Advances in Neural Information Processing Systems*, pp. 2352–2360, 2016.
- Ranganath, R., Tran, D., and Blei, D. Hierarchical variational models. In *International Conference on Machine Learning*, pp. 324–333, 2016.
- Rezende, D. and Mohamed, S. Variational inference with normalizing flows. In *International Conference on Machine Learning*, pp. 1530–1538, 2015.
- Rezende, D., Eslami, S. M. A., Mohamed, S., Battaglia, P., Jaderberg, M., and Heess, N. Unsupervised learning of 3D structure from images. In *Advances in Neural Information Processing Systems* 29, pp. 4996–5004, 2016.
- Rezende, D. J., Mohamed, S., and Wierstra, D. Stochastic backpropagation and approximate inference in deep generative models. In *Proceedings of the 31st International Conference on Machine Learning*, pp. 1278–1286, 2014.
- Robert, C. P. and Wraith, D. Computational methods for Bayesian model choice. In *The 29th International Workshop on Bayesian Inference and Maximum Entropy Methods in Science and Engineering. AIP Conference Proceedings*, volume 1193, pp. 251–262. AIP, 2009.
- Roeder, G., Wu, Y., and Duvenaud, D. Sticking the landing: Simple, lower-variance gradient estimators for variational inference. In *Advances in Neural Information Processing Systems* 30, pp. 6928–6937, 2017.
- Salimans, T., Karpathy, A., Chen, X., and Kingma, D. P. Pixelcnn++: Improving the pixelcnn with discretized logistic mixture likelihood and other modifications. *Proceedings of the International Conference on Learning Representations*, 2017.
- Siddharth, N., Paige, B., van de Meent, J.-W., Desmaison, A., Goodman, N., Kohli, P., Wood, F., and Torr, P. Learning disentangled representations with semi-supervised deep generative models. In *Advances in Neural Information Processing Systems*, pp. 5927–5937, 2017.
- Sønderby, C. K., Raiko, T., Maaløe, L., Sønderby, S. K., and Winther, O. Ladder variational autoencoders. In *Advances in neural information processing systems*, pp. 3738–3746, 2016.
- Tierney, L. Exploring posterior distributions using Markov chains. In *Computing Science and Statistics: Proceedings of the 23rd Symposium on the Interface*, pp. 563–570, 1991.
- Tipping, M. E. and Bishop, C. M. Probabilistic principal component analysis. *Journal of the Royal Statistical Society: Series B (Statistical Methodology)*, 61(3):611–622, 1999.
- van de Geer, S. Asymptotic theory for maximum likelihood in nonparametric mixture models. *Computational statistics & data analysis*, 41(3-4):453–464, 2003.

- Van der Vaart, A. W. and Wellner, J. A. Existence and consistency of maximum likelihood in upgraded mixture models. *Journal of Multivariate Analysis*, 43(1):133–146, 1992.
- Wang, Y. On fast computation of the non-parametric maximum likelihood estimate of a mixing distribution. *Journal of the Royal Statistical Society: Series B (Statistical Methodology)*, 69(2):185–198, 2007.
- Wu, Y., Burda, Y., Salakhutdinov, R., and Grosse, R. On the quantitative analysis of decoder-based generative models. *Proceedings of the International Conference on Learning Representations*, 2017.
- Zhao, S., Song, J., and Ermon, S. Learning hierarchical features from deep generative models. In *International Conference on Machine Learning*, pp. 4091–4099, 2017.