

# Communication Efficient, Sample Optimal, Linear Time Locally Private Discrete Distribution Estimation

Jayadev Acharya\*  
Cornell University  
acharya@cornell.edu

Ziteng Sun\*  
Cornell University  
zs335@cornell.edu

Huanyu Zhang\*  
Cornell University  
hz388@cornell.edu

May 18, 2022

## Abstract

We consider discrete distribution estimation over  $k$  elements under  $\epsilon$ -local differential privacy from  $n$  samples. The samples are distributed across users who send privatized versions of their sample to the server. All previously known sample optimal algorithms require linear (in  $k$ ) communication complexity in the high privacy regime ( $\epsilon < 1$ ), and have a running time that grows as  $n \cdot k$ , which can be prohibitive for large domain size  $k$ .

We study the task simultaneously under four resource constraints, privacy, sample complexity, computational complexity, and communication complexity. We propose *Hadamard Response (HR)*, a local non-interactive privatization mechanism with order optimal sample complexity (for all privacy regimes), a communication complexity of  $\log k + 2$  bits, and runs in time  $\tilde{O}(n)$ .

Our encoding and decoding mechanisms are based on Hadamard matrices, and are simple to implement. The gain in sample complexity comes from the large Hamming distance between rows of Hadamard matrices, and the gain in time complexity is achieved by using the Fast Walsh-Hadamard transform.

We compare our approach with Randomized Response (RR), RAPPOR, and subset-selection mechanisms (SS), theoretically, and experimentally. For  $k = 10000$ , our algorithm runs about 100x faster than SS, and RAPPOR.

## 1 Introduction

Estimating the underlying probability distribution from data samples is a classical statistical problem. In a general set-up, given samples from an unknown distribution  $p$ , the goal is to obtain an estimate  $\hat{p}$  of  $p$ . The problem has a rich, and vast literature (see e.g. [BBBB72, Sil86, DG85, DL01], and many others), with the primary goal of statistical efficiency, namely minimizing the sample complexity for estimation. This is perhaps the first and the most widely studied resource in statistical tasks:

### 1. Utility. What is the **sample complexity** to solve a statistical problem?

In many applications, data contains sensitive information, and preserving the privacy of individuals is a critical problem. Without proper precautions, sensitive information can be inferred. Part of the concern can be attributed to well publicized data leaks over the past decade, including de-anonymization of public health records in Massachusetts [Swe02], de-anonymization

---

\*This research is supported by NSF CRII 1657471, and a grant from Cornell University.

of Netflix users [NS08], de-anonymization of individuals participating in the genome wide association study [HSR+08]. Starting next year, the EU General Data Protection Regulation will go into effect, putting strict regulations on the data collection techniques across the EU (visit <http://www.eugdpr.org>).

Private data release and computation on data has been studied in several fields, including statistics, machine learning, database theory, algorithm design, and cryptography (See e.g., [War65, Dal77, DN03, WZ10, DJW13, WJD12, CMS11]). *Differential Privacy (DP)* [DMNS06], which rose from database and cryptography literature, has emerged as one of the most popular notions of privacy (see [DMNS06, WZ10, DRV10, BLR13, MT07, KOV17], references therein, and the recent book [DR14]). Differential privacy has been adopted by several companies including Google, and Apple [Dif17, EPK14]. We will be working in the framework of *local differential privacy (LDP)* [War65, DJW13], where each user privatizes their data before releasing it. For formal definitions see Section 2.

We study distribution estimation under LDP, where we want to estimate the underlying population behavior from sensitive samples. For example, understanding the drug usage habits of the entire population (distribution) is crucial for policy design. Understanding the internet traffic distribution is important for various tasks, including ad-placement for revenue generation. In both these applications, a key constraint is ensuring that information about individual samples are not revealed. This brings to the second resource:

## 2. Privacy. How much information about a user is leaked by the scheme?

There are inherent trade-offs between sample complexity, and privacy, namely it is not possible to obtain meaningful while leaking *zero* information about the samples. Various problems, including distribution estimation have been studied recently with the goal of understand the sample-privacy trade-offs [DJW13, KBR16, YB17, WHW+16, DHS15, Lei11].

The literature on private distribution estimation has largely not considered two other resources, computation, and communication. We first motivate these two, and then provide the state of the art results for the problem in the next section.

In applications where the underlying domain size is large (high dimensions), or the number of samples is large, it is imperative to obtain computationally efficient algorithms. For example, large internet companies would like to collect information about user's browsing history over a large number of users and websites. Similarly large departmental stores would like to collect usage statistics over a large number of users and products. In these problems an algorithm that has a high computational overhead can be useless, even if it has optimal sample-privacy trade-offs. There has been recent interest in computationally efficient distribution estimation (see e.g., [Das99, ABDJ06, KMV10, CDSS14, DK14, SOAJ14, ADLS17, LS17]). This is the third resource:

## 3. Computational Complexity. What is the running time of the algorithm?

In distributed applications, communication from users to the server (both with and without privacy) is critical. For example, a large fraction of internet traffic is on hand-held devices with limited uplink capacity due to various reasons such as limited battery power, limited uplink bandwidth, or expensive data rates. Similarly, in large scale distributed machine learning problems, where multiple processors communicate with a server, communication is the bottleneck since local computations are fast. In these cases, it might be essential to limit the amount of communication from the users to the server. For distributed distribution estimation problems, communication complexity has also been studied (e.g., [ZWD12, BBFM12, DGL+17]). This is the fourth resource:

## 4. Communication Complexity. How much communication is needed from users to servers?

$\varepsilon$	RR	RAPPOR	SS	HR
$(0, 1)$	$\frac{k^3}{\varepsilon^2 \alpha^2}$	$\frac{k^2}{\varepsilon^2 \alpha^2}$	$\frac{k^2}{\varepsilon^2 \alpha^2}$	$\frac{k^2}{\varepsilon^2 \alpha^2}$
$(1, \log k)$	$\frac{k^3}{e^{2\varepsilon} \alpha^2}$	$\frac{k^2}{e^{\varepsilon/2} \alpha^2}$	$\frac{k^2}{e^\varepsilon \alpha^2}$	$\frac{k^2}{e^\varepsilon \alpha^2}$
$(\log k, 2 \log k)$	$\frac{k}{\alpha^2}$	$\frac{k^2}{e^{\varepsilon/2} \alpha^2}$	$\frac{k}{\alpha^2}$	$\frac{k}{\alpha^2}$
$(2 \log k, +\infty)$	$\frac{k}{\alpha^2}$	$\frac{k}{\alpha^2}$	$\frac{k}{\alpha^2}$	$\frac{k}{\alpha^2}$

Table 1: Sample complexity, up to constant factors, under  $\ell_1$  distance for the different methods. HR results are obtained as special cases of Corollary 13, which covers all  $\varepsilon$  regimes. Each sample complexity needs to be multiplied by  $\frac{1}{k}$  to get the corresponding sample complexity for estimating in  $\ell_2$  distance.

### 1.1 Prior Work and New Results

We describe our set up briefly (see Section 2 for detailed description). We study discrete distribution estimation under  $\varepsilon$ -local differential privacy (LDP). Let  $p$  be an unknown distribution over a discrete set  $\mathcal{X}$ , with  $|\mathcal{X}| = k$ .  $X_1, \dots, X_n$  are independent samples from  $p$  distributed across  $n$  users. User  $i$  sends  $Z_i$ , an  $\varepsilon$ -LDP version of  $X_i$  to the server. The server then estimates  $p$  under some distance measure. We study the problem in the *non-interactive* setting, which is the case for the previous algorithms.

There are three main schemes proposed for this problem,  $k$ -Randomized response ( $k$ -RR) [War65, KBR16],  $k$ -RAPPOR [DJW13, EPK14], and Subset-Selection ( $k$ -SS) [WHW<sup>+</sup>16, YB17]. A brief description of these algorithms and their resource requirements is provided in Appendix C.

We now describe the Tables 1, 2, 3, which illustrate the performance of these three algorithms under the various resources. The last column in each table is the performance of Hadamard Response (HR), our proposed algorithm.

**Table 1** captures the sample complexity of these algorithms to estimate  $p$  to  $\ell_1$  distance  $\alpha$ . Note particularly that in the high privacy regime ( $\varepsilon \leq 1$ ), RAPPOR, SS, and HR are all sample order-optimal, but the simple RR scheme is sub-optimal by a factor of  $k$ . In the medium privacy regime ( $1 \leq \varepsilon \leq \log k$ ), only SS, and HR are sample optimal.

**Remark 1.** *The sample complexity to estimate  $p$  to  $\ell_2$  distance  $\alpha$  is exactly a factor  $k$  smaller than the corresponding  $\ell_1$  sample complexity. Both the  $\ell_1$ , and  $\ell_2$  sample complexity follow for any value of  $\varepsilon$  from Theorem 12, and Corollary 13.*

**Table 2** gives the smallest expected communication requirement for faithful implementation of the three algorithms. To evaluate the minimum communication requirement, we consider  $p$  to be a uniform (or nearly uniform) distribution, and compute the entropy of the output distribution of the LDP encoding scheme. Entropy is the least number of bits needed to compress a random variable, proving our communication bounds. We note that in the high and medium privacy regimes, the communication complexity of RAPPOR, and SS can be exponentially larger than RR, and HR.

**Table 3** describes the best running time for the various algorithms. At the server, this is lower bounded by the amount of data to be read, which is  $n$  times the (already compressed) communication from all the users. We note that in the high privacy regime, the running time of RAPPOR, and SS are both nearly  $n \cdot k$ . The running time of RR is small as a function of  $n$  and  $k$ , but it is sample sub-optimal. The running time of our proposed HR is nearly linear in  $n$ . Our work

$\varepsilon$	RR	RAPPOR	SS	HR
$(0, 1)$	$\log k$	$k$	$k$	$\log k$
$(1, \log k)$	$\log k$	$\frac{k}{e^{\varepsilon/2}}$	$\frac{k}{e^\varepsilon}$	$\log k$
$(\log k, 2 \log k)$	$\log k$	$\frac{k}{e^{\varepsilon/2}}$	$\log k$	$\log k$
$(2 \log k, +\infty)$	$\log k$	$\log k$	$\log k$	$\log k$

Table 2: Communication requirements for distribution estimation techniques.

RR	RAPPOR	SS	HR
$n + k$	$n \cdot \max \left\{ 1, \frac{k}{e^{\varepsilon/2}} \right\} + k$	$n \cdot \max \left\{ 1, \frac{k}{e^\varepsilon} \right\} + k$	$n + k$

Table 3: Time requirements for the distribution estimation methods. The running times are described in Section 4. These are upper bounds up to logarithmic factors. For  $\varepsilon < 1$ , the running time of all the algorithms are nearly cubic in  $k$ !

was motivated by the first three columns of the tables. In the high privacy regime,  $k$ -RR has small communication, but has high sample complexity, whereas RAPPOR, and SS are sample-optimal, but have large communication. The large communication in some sense is able to privately encode information over using more bits.

This led to the following question, which was the starting point for our work.

*Is there a trade-off between the sample, communication, and computational complexity, or are there mechanisms that are sample optimal, fast, and communication efficient?*

**Results.** Our main result is described in the last column of the three tables.

**Theorem 1.** *We propose a simple algorithm for  $\varepsilon$ -LDP distribution estimation that for all parameter regimes, is sample optimal, runs in near-linear time in the number of samples, and has only a logarithmic communication complexity in the domain size, for both the  $\ell_1$ , and  $\ell_2$  distance.*

Our sample complexity bounds are stated precisely in Theorem 12 and Corollary 13. Our computation complexity bounds are given in Theorem 11. The communication complexity is evident from the encoding scheme.

The communication and computation bounds on RAPPOR, and SS are derived in Appendix C (Theorems 15, and Theorem 17 respectively), and their sample complexity arguments can be found in [KBR16], and [YB17] respectively.

**Our Techniques.** We introduce Hadamard Response,  $\varepsilon$ -LDP mechanism, based on class of matrices we call *reduced* Hadamard matrices. These matrices interpolate smoothly between a Hadamard matrix to an identity matrix (which corresponds to the  $k$ -RR scheme). Our mechanism is order optimal for all values of  $\varepsilon$ .

Our main insight for using Hadamard matrices was that since the Hamming distance between rows of Hadamard matrices are large, we can perhaps achieve higher utility than the simple RR.

Similarly, by using the Fast Walsh Hadamard transformation, we can hope to gain in computation time.

**Related Work.** The problem of finding the heavy hitters, and learning properties in LDP with interaction, where the server can send communication to the clients has received much attention recently [BS15, BNST17, BHM12, HKR12, WB17]. An interesting direction is the application of our techniques to the heavy hitters problem, which we are considering as a future work.

## 2 Preliminaries

Let  $p$  be an unknown distribution over a discrete set  $\mathcal{X}$  with  $k$  elements (w.l.o.g let  $\mathcal{X} = [k] \triangleq \{0, \dots, k-1\}$ ). Consider a set of  $n$  users, where user  $i$  holds a sample  $X_i$  generated from  $p$  (and  $X_i$ 's are independent). The server then has to estimate  $p$  in some distance measure. Without privacy, and communication constraints the user  $i$  transmits its sample  $X_i$  to the server and the server can choose the best estimate. This is the classical problem, and sample complexity of this problem is well understood, including the precise constants for some distance measures [BS04, KOPS15].

We study the problem under  $\varepsilon$ -LDP [DJW13], where each user randomizes its input according to a channel that is  $\varepsilon$ -differentially private. We consider non-interactive protocols, where there is no communication from the server.

**Definition 2.** ( *$\varepsilon$ -differentially private channel*). A channel  $Q$  over input  $\mathcal{X}$ , and output  $\mathcal{Z}$  (which can be arbitrary) is specified by transition probabilities, where for  $x \in \mathcal{X}$ , and  $z \in \mathcal{Z}$ ,  $Q(z|x)$  is the probability that channel output is  $z$  when input is  $x$ .  $Q$  is said to be  $\varepsilon$ -Local Differentially Private (LDP) if for all  $x, x' \in \mathcal{X}$ , and  $z \in \mathcal{Z}$ ,

$$\sup_{z \in \mathcal{Z}} \frac{Q(z|x)}{Q(z|x')} \leq e^\varepsilon. \quad (1)$$

**Problem Statement.** Let  $\alpha > 0$  be an accuracy parameter, and  $d$  be a distance measure between distributions. User  $i$  passes  $X_i$  through an  $\varepsilon$ -LDP channel (which is the same for all users), and sends the output  $Z_i$  to the server. Upon observing  $Z_1, \dots, Z_n$ , the server has to output a distribution  $\hat{p}$  such that with probability at least 0.9,  $d(p, \hat{p}) < \alpha$ . The *sample complexity* of this problem is the minimum  $n$  for which such a  $\hat{p}$  exists.

We consider the widely used  $\ell_1$ , and  $\ell_2$  distance measures in this paper. For  $r \geq 0$ , the  $\ell_r$  distance between  $p$  and  $q$  is  $\ell_r(p, q) \triangleq (\sum_x |p(x) - q(x)|^r)^{1/r}$ .

### 2.1 Hadamard Matrices

We will use Hadamard matrices whose size is a power of 2. For  $m$  that is a power of 2,  $H_m$  is the Hadamard matrix of size  $m \times m$ , defined by Sylvester's construction:

**Definition 3.** Let  $H_1 \triangleq [1]$ , and for  $m = 2^j$ , for  $j \geq 1$ ,

$$H_m \triangleq \begin{bmatrix} H_{m/2} & H_{m/2} \\ H_{m/2} & -H_{m/2} \end{bmatrix}.$$

Some properties of Hadamard matrices that we will use are the following [HW78]:

**Lemma 4.**  $H_m$  in Definition 3 satisfies the following:

1. The first row and column are all  $+1$ 's. Every other row, and column has exactly  $m/2$  entries that are  $+1$ 's.
2. The Hamming distance between any two rows and between any two columns is exactly  $m/2$ .
3.  $H_m(x, y) = (-1)^{\sum_{t=1}^{\log_2 m} b_x[t]b_y[t]}$  where  $b_x$  and  $b_y$  are bit representations of  $x$  and  $y$  respectively. Our indexing starts from 0.

For Hadamard matrices, matrix vector multiplication, and random selection of a particular entry can be implemented efficiently. These will be useful in our decoding scheme.

**Lemma 5.** *1. Multiplying an  $H_m$  with a vector can be done in time  $O(m \log m)$ .  
2. For any row  $x$ , in time  $O(\log m)$  a sample can be drawn from the uniform distribution over all the columns  $y$  such that  $H_m(x, y) = +1$ . (Similarly for generating a  $-1$ .)*

*Proof.* The matrix vector multiplication result is from Fast Hadamard transform [FA76].

For the second part, let  $b_x$  be the bit representation of  $x$ . If  $x = 0$ , then since all the entries of the first row are  $+1$  we only need to generate any column at random taking  $O(\log m)$  bit operations. For  $x > 0$ ,  $\exists j$ , such that  $b_x[j] = 1$ . Fix  $j$ , generate  $b_y[i] \sim B(\frac{1}{2})$  for  $i = 1, 2, \dots, j-1, j+1, \dots, \log_2 m$  where  $B(\frac{1}{2})$  is a Bernoulli random variable with bias  $\frac{1}{2}$ . Depending on these random variables, choose  $b_y[j]$  to be the value that ensures that the bit wise dot-product between  $x$  and  $y$  is even. By Property 3 of Lemma 4, the column corresponds to a  $+1$ , and it is easy to see that the distribution is uniform. We only require  $O(\log m)$  bit operations for this task.  $\square$

We will use Hadamard matrices with entries in  $\{0, 1\}$ . Let:

**Definition 6.** Let  $H_m^*$  be the  $m \times m$  matrix obtained by replacing all the  $-1$ 's in  $H_m$  with  $0$ 's.

## 3 Encoding and Decoding

### 3.1 Our Encoding Scheme

Let  $\mathcal{Z} = [K]$ , where  $K$  is decided later. Our encoding schemes are specified by a  $\pm 1$  matrix  $M$  of size  $k \times K$  that has exactly  $h$   $+1$  entries in each row. Given such a matrix, the channel  $Q$  is specified as:

$$\begin{aligned}
 Q(z|x) &= \frac{e^\varepsilon}{e^\varepsilon \cdot h + K - h}, \text{ if } M(x, z) = +1, \\
 Q(z|x) &= \frac{1}{e^\varepsilon \cdot h + K - h}, \text{ if } M(x, z) = -1.
 \end{aligned} \tag{2}$$

It is easy to verify that  $Q$  is  $\varepsilon$ -LDP (1).

**Example 7.** The  $k$ -RR mechanism (Appendix C) corresponds to the matrix  $M$  with  $K = k$  and  $h = k - 1$ , with diagonal entries as  $+1$ , and all other entries  $-1$ .

We introduce the class of *reduced Hadamard matrices* to describe our encoding scheme.

**Definition 8.** Let  $B$  and  $b$  be powers of two, and let  $K = B \cdot b$ . A  $(B, b)$ -“reduced” Hadamard matrix is a  $K \times K$  matrix with entries in  $\{-1, +1\}$  defined as:

$$H_K^b \triangleq \begin{bmatrix} H_b & P_b & P_b & \dots & P_b \\ P_b & H_b & P_b & \dots & P_b \\ P_b & P_b & H_b & \dots & P_b \\ \vdots & \vdots & \vdots & \ddots & \vdots \\ P_b & P_b & P_b & \dots & H_b \end{bmatrix},$$

where  $H_b$  is the  $b \times b$  Hadamard matrix, and  $P_b$  is the  $b \times b$  matrix with all entries ‘ $-1$ ’. Note that there are  $B$  occurrences of  $H_b$  along the diagonal.

To describe our encoding matrix, we choose the *number of blocks*,  $B$ , and *block size*  $b$  as:

- $B$  is the largest power of 2 less than  $\min\{e^\varepsilon, 2k\}$ , i.e.,

$$B = 2^{\lceil \log_2 \min\{e^\varepsilon, 2k\} \rceil - 1}.$$

- $b$  is the smallest power of 2 larger than  $\frac{k}{B} + 1$ , i.e.,

$$b = 2^{\lceil \log_2 (\frac{k}{B} + 1) \rceil}.$$

Note that  $b < 2(k/B + 1)$ .

Now note that when  $B \leq k$ ,  $K = B \cdot b < 2B \cdot (\frac{k}{B} + 1) = 2(k + B) \leq 4k$ . When  $B > k$ , then we have  $b = 2$ , and since  $B < 2k$ ,  $K = B \cdot b < 2B \leq 4k$ . Therefore,  $K \leq 4k$ .

The encoding matrix  $M$  is the  $k \times K$  matrix that is constructed from  $H_K^b$  as follows:

1. Delete all the  $B$  rows of  $H_K^b$  that correspond to the first row of the  $H_b$ ’s.
2. Keep the first  $k$  rows from this matrix to obtain  $M$ .

From Property 2 of Hadamard matrices (Lemma 5), rows of  $H_K^b$  corresponding to first row of the embedded  $H_b$ ’s have  $b$  ‘ $+1$ ’s, and the remaining rows have  $b/2$  ‘ $+1$ ’s. Since those rows are deleted,  $M$  has  $h = b/2$  ‘ $+1$ ’s in each row, which satisfies the constraint for (2).

**A modified encoding (encoding 2.0).** The encoding matrix proposed earlier is sample optimal up to order factors in all regimes. We propose the following modified encoding scheme that can only affect the sample complexity by constant factors. Consider the inputs corresponding to one block  $H_b$  residing in  $H_K^b$ . They all have  $+1$  in the first column of the  $H_b$ , which can cause in loss of information. We therefore propose:

- Delete the  $B$  columns in  $M$  (the  $k \times K$  matrix from the previous part) that correspond to the first column of the embedded  $H_b$ ’s.

We analyze the decoding scheme for  $M$  where only the rows of  $H_K^b$  have been deleted (not encoding 2.0), since they are cleaner to derive. However, the same arguments go through for encoding with both rows and columns deleted.

### 3.2 Decoding Scheme

It is convenient to analyze the decoding in terms of  $H_K^b$  instead of  $M$ . Since we delete the first rows of the embedded  $H_b$ ’s, the row  $x$  of  $M$  is the row  $r_x$  of  $H_K^b$ , where

$$r_x = x + \lfloor \frac{x}{b-1} \rfloor + 1. \quad (3)$$

Therefore, for  $x \in [k]$  and  $y \in [K]$ ,  $M(x, y) = H_K^b(r_x, y)$ . We need some definitions. For  $x \in [k]$ , let

$$C_x \triangleq \{y | H_K^b(r_x, y) = 1\},$$

be the columns (output symbols) that have a ‘+1’ in the row  $x$  of  $M$ .

Our encoding matrix naturally partitions the inputs according to which of the embedded  $H_b$ ’s they were mapped into. Let  $T_i$  be the set of all inputs  $x \in [k]$  that belong to the  $(i + 1)$ th  $H_b$  in the encoding matrix, i.e., for  $i \in \{0, 1, 2, \dots, B - 1\}$ ,

$$T_i \triangleq \left\{ x \mid \lfloor \frac{r_x}{b} \rfloor = i \right\}.$$

Therefore, each  $x \in T_{\lfloor \frac{r_x}{b} \rfloor}$ . Similarly, for the outputs, let

$$S_i \triangleq \left\{ y \mid \lfloor \frac{y}{b} \rfloor = i \right\}$$

be the outputs (columns) corresponding to  $(i + 1)$ th  $H_b$ .

Let the input distribution be  $p$ . For  $T \subseteq [k]$ , let

$$p(T) \triangleq \sum_{x \in T} p(x),$$

and for  $S \subseteq [K]$ , let  $p(S)$  be the probability that the output  $Z$  of the channel  $Q$  is in  $S$ , namely,

$$p(S) \triangleq \sum_x p(x) \left( \sum_{z \in S} Q(z|x) \right).$$

The server obtains independent samples  $Z_1, \dots, Z_n$ , with

$$\Pr(Z_j = z) = \sum_x p(x) Q(z|x).$$

We can therefore infer the input distribution using probabilities over the output symbols. Our decoding algorithm is based on the following lemma (proved in Appendix A) relating the input and output probabilities of our encoding.

**Lemma 9.** *Consider our encoding scheme. For input distribution  $p$ , for any  $x \in T_i$*

$$p(C_x) = \frac{1}{2B - 1 + e^\varepsilon} + \frac{e^\varepsilon - 1}{2(2B - 1 + e^\varepsilon)} p(x) + \frac{e^\varepsilon - 1}{2(2B - 1 + e^\varepsilon)} p(T_i), \quad (4)$$

and

$$p(T_i) = \frac{(2B - 1 + e^\varepsilon)p(S_i) - 2}{e^\varepsilon - 1}. \quad (5)$$

We now describe the decoding. It takes as input  $Z_1 \dots Z_n$ , and outputs an estimate  $\hat{p}$  of  $p$ .

1. *Step 1.* Estimate  $p(C_x)$ , and  $p(S_i)$  for each  $x \in [k]$ , and  $i \in [B]$  as

$$\begin{aligned} \widehat{p(S_i)} &= \sum_{j=1}^n \frac{\mathbb{I}\{Z_j \in S_i\}}{n}, \\ \widehat{p(C_x)} &= \sum_{j=1}^n \frac{\mathbb{I}\{Z_j \in C_x\}}{n}. \end{aligned} \quad (6)$$

A naive implementation of this step has running time  $O(n \cdot k)$ . However, by using Fast Hadamard Transform, we reduce the computation time to  $\tilde{O}(n + k)$  (see Theorem 11).



2. *Step 2.* Estimate  $p(T_i)$  as

$$\widehat{p(T_i)} = \frac{(2B - 1 + e^\varepsilon)\widehat{p(S_i)} - 2}{e^\varepsilon - 1}. \quad (7)$$

3. *Step 3.* Plug in  $\widehat{p(T_i)}$ , and  $\widehat{p(C_x)}$  as the values of  $p(T_i)$ , and  $p(C_x)$  in (4) to solve for  $p(x)$ . Let  $\hat{p}(x)$  be this output, which will be our estimate for  $p$ .

We note that some of the entries of  $\hat{p}$  may be negative. We can clip all negative values to zero, and normalize the sum to one without loss in performance (up to constant factors).

## 4 Performance Analysis

We now analyze the performance of our algorithm for the resources of interest.

**Communication.** Since the output is  $[K]$ , with  $K \leq 4k$ , we can encode the column number of output with  $\log k + 2$  bits. In Appendix C, we observe that the  $k$ -RR communicates  $\log k$  bits. To prove the communication bounds for RAPPOR and SS, we note that any faithful implementation of these algorithms must send in expectation at least the entropy of the output. When the input distribution is nearly uniform, in Appendix C we show that the entropy of the output at each channel up to logarithmic factors is characterized by the Table 2.

**Computation.**  $k$ -RR can be implemented in time  $\tilde{O}(n + k)$ , which is the same as our algorithm. Before we analyze our computation time, we note that for RAPPOR and subset-selection, the running time for any implementation is at least the running time of reading the  $n$  samples. For as fair comparison as possible, we use the entropy of the  $n$  samples as a lower bound for computation.

**Theorem 10.** *The encoding for the HR is possible in  $O(\log k)$  bit operations.*

*Proof.* Our encoding maps  $x$  to a row  $r_x$  via (3). This is possible with  $O(\log k)$  bit operations. For this row, we first decide whether the output is a column that has a ‘+1’, or a ‘−1’ by simulating (2) for  $h = b/2$ . If the output is ‘+1’, we generate a uniformly random column among all columns with a ‘+1’ by Lemma 5. When the output is ‘−1’, we first decide whether we want to generate an output inside  $H_b$ , or outside, and again implement this efficiently using Lemma 5.  $\square$

**Theorem 11.** *There is an implementation to decoding the HR that runs in time  $\tilde{O}(n + k)$ .*

*Proof.* We now analyze the decoding time of our algorithm (described in Section 3.2) for each of the three steps involved.

*Step 1.* In this step, we compute  $\widehat{p(S_i)}$ , and  $\widehat{p(C_x)}$  for  $i \in [B]$ , and  $x \in [k]$  from (6). A naive implementation goes over all the samples for each value of  $i$ , and  $B$ , requiring time that grows as  $n \cdot k$ . We can reduce the running time as follows.

Note that  $S_i$  partition  $[K]$ , and each  $Z_j$  belongs to exactly one  $S_i$ , and therefore contributes to exactly one  $\widehat{p(S_i)}$ . We can store a running counter for  $\widehat{p(S_i)}$ ’s, and for each  $Z_j$ , update only the corresponding  $\widehat{p(S_i)}$ , requiring only a constant time for each sample.

Computing  $\widehat{p(C_x)}$ ’s are more tricky, since each  $Z_j$  can belong to multiple  $C_x$ ’s. However, if  $Z_j \in S_i$ , then it can only contribute to  $\widehat{p(C_x)}$  for  $x \in T_i$ . Hence for each  $T_i$ , we will compute  $\widehat{p(C_x)}$ ’s for all  $x \in T_i$  with a single Hadamard transform as follows. For Let  $\mathbf{f} = (\mathbf{f}_1, \dots, \mathbf{f}_K)$ , where

$$\mathbf{f}_z \triangleq \frac{1}{n} \cdot \left( \sum_{j=1}^n \mathbb{I}\{Z_j = z\} \right).$$

be the empirical distribution of  $Z_1, \dots, Z_n$ . We can compute  $\mathbf{f}$  with a single pass over the samples in linear time. Recall that  $S_i = \{ib, ib+1, \dots, ib+b-1\}$ . Let

$$\mathbf{f}^i = (\mathbf{f}_{ib}, \mathbf{f}_{ib+1}, \dots, \mathbf{f}_{(i+1)b-1})$$

be the empirical probabilities of elements in  $S_i$ . For  $H_b^*$  defined in Definition 6, let

$$\mathbf{g}^i = H_b^* \cdot \mathbf{f}^i.$$

We can compute  $\mathbf{g}^i$  in time  $O(b \log b)$  using Fast Hadamard transformation. Consider any  $x \in T_i$ , such that  $r_x = i \cdot b + j$  for some  $j$ . Then by the definition of  $C_x$ , and  $\widehat{p}(C_x)$ , the  $j$ th entry of  $\mathbf{g}^i$  is equal to  $\widehat{p}(C_x)$ , hence finishing the computation. The total cost for this will be  $O(B \times b \log b) = O(k \log b)$ . *Steps 2 and 3.* In the second step, the algorithm implements (7) on the value of  $\widehat{p}(S_i)$  derived in Step 1. In step 3, we estimate  $p(x)$  by using the estimates  $\widehat{p}(T_i)$ , and  $\widehat{p}(C_x)$  in (4) from the second and first steps. These two steps can be done in  $O(k)$  time.

Combining the running times we obtain an algorithm with decoding time  $\tilde{O}(n+k)$ .  $\square$

**Sample Complexity.** The next theorem and its corollary characterize the performance of our algorithm under the  $\ell_2$  distance.

**Theorem 12.** *Our estimate  $\hat{p}$  satisfies the following bound on the  $\ell_2$  distance*

$$\mathbb{E} [\ell_2^2(\hat{p}, p)] \leq \frac{2(2k + (e^\varepsilon - 1)(b + 1))(2B - 1 + e^\varepsilon)}{n(e^\varepsilon - 1)^2}.$$

This theorem is proved in Appendix B, and immediately gives the following corollary.

**Corollary 13.** *The expected  $\ell_1$  error of our algorithm satisfies*

$$\mathbb{E} [\ell_1(\hat{p}, p)] \leq 4 \sqrt{\frac{k(2k + (e^\varepsilon - 1)(b + 1))(2B - 1 + e^\varepsilon)}{n \cdot 2(e^\varepsilon - 1)^2}}.$$

*This reduces the following simpler expressions in different regimes:*

$$\mathbb{E} [\ell_1(\hat{p}, p)] \leq \begin{cases} O\left(\sqrt{\frac{k^2}{n\varepsilon^2}}\right), & \text{if } \varepsilon < 1, \\ O\left(\sqrt{\frac{k^2}{ne^\varepsilon}}\right), & \text{if } 1 < \varepsilon < \log k, \\ O\left(\sqrt{\frac{k}{n}}\right), & \text{if } \varepsilon > \log k. \end{cases}$$

*Proof.* By Cauchy-Schwarz inequality,  $\mathbb{E} [\ell_1(\hat{p}, p)] \leq \mathbb{E} [\ell_2(\hat{p}, p)] \cdot \sqrt{k}$ . This gives us the bound on  $\mathbb{E} [\ell_1(\hat{p}, p)]$ . By Markov's inequality, we bound the expected  $\ell_1$  distance from above by  $O(\alpha)$  to obtain the sample complexity. This can be done in the three separate regimes. Recall the definitions of  $b$ , and  $B$ .  $B$  is the largest power of 2 less than  $\min\{e^\varepsilon, 2k\}$ . Therefore, for  $\varepsilon < \log k$ ,  $B$  is at most  $e^\varepsilon$ . Similarly,  $b$  is at most  $O(k/e^\varepsilon)$ . Plugging in these bounds in the expected distance, and using the fact that  $e^\varepsilon - 1 = O(\varepsilon)$  for  $\varepsilon < 1$  gives the first two sample complexity bounds. For  $\varepsilon > \log k$ , we have  $B = \Theta(k)$ , and  $b = O(1)$  proving the last sample complexity bound.  $\square$

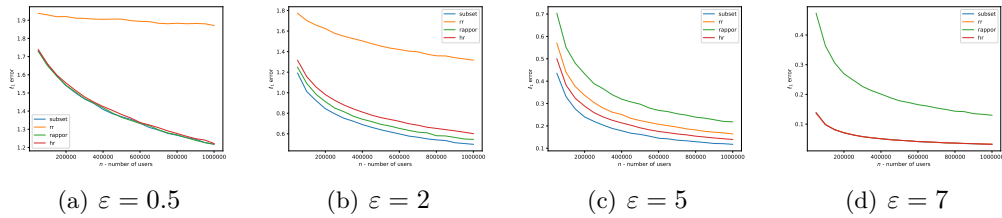


Figure 1:  $\ell_1$ -error comparison between four algorithms  $k = 1000$  and  $p \sim \text{Geo}(0.8)$

## 5 Experiments.

We compare the performance of our algorithm with RR, RAPPOR and SS schemes. We simulate distributions over different domain sizes, and different types of distributions. We consider  $k \in \{100, 1000, 5000, 10000\}$ ,  $n \in \{50000, 100000, 150000, \dots, 1000000\}$ , and  $\epsilon \in \{0.1, 0.5, 1, 2, 3, 4, 5, 6, 7, 8, 9, 10\}$ . We consider geometric distributions  $\text{Geo}(\lambda)$ , where  $p(i) \propto (1 - \lambda)^i \lambda$ , Zipf distributions  $\text{Zipf}(k, t)$  where  $p(i) \propto (i + 1)^{-t}$ , two step distributions with equal step sizes, and uniform distribution over  $[k]$ . For every setting of  $(k, p, n, \epsilon)$  we simulate 30 runs, and compute the averaged  $\ell_1$ , and  $\ell_2$  errors, and averaged decoding time at the server for each scheme.

In a nutshell, we observe that in each regime, the statistical performance of HR is comparable to the best possible. Moreover, the decoding time of HR is similar to that of RR. In comparison to RAPPOR and SS, our running times can be orders of magnitude smaller, particularly for large  $k$ , and small  $\epsilon$ . We remark that we implement RAPPOR, and SS such that their running time is almost linear in the time needed to read the already compressed communication from the users.

We describe some of our experimental results here. Figure 1, and 2 plot the  $\ell_1$ , and  $\ell_2$  errors for estimating geometric distribution for  $k = 1000$ . Note that for  $\epsilon = 0.5$ , and  $\epsilon = 7$ , our performance matches with the best schemes. In all the plots SS has the best statistical performance, however that can come at the cost of higher communication, and computation. Figures 3, 4 capture similar statistical performance results for the uniform distribution for  $k = 1000$ .

The running time of our algorithm is theoretically a factor  $k/\log k$  smaller than RAPPOR and subset selection. This is evident from the plots which shows that for large  $k$  the running times of RAPPOR and SS are orders of magnitude more than HR, and RR.

Figure 7 shows the decoding time for the algorithms for  $k = 100, 1000, 5000, 10000$  for  $\epsilon = 1$ . It can be seen that our algorithm is orders of magnitudes faster in comparison to  $k$ -RAPPOR and  $k$ -SS. The gap in computation gets larger when  $k$  is larger, which is consistent with our theoretical analysis. For example, for  $k = 10000$ , our algorithm runs 100x faster than SS, and RAPPOR.

To compare the decoding time more fairly, we use a fast implementation for RAPPOR and SS in the middle and low privacy regime. We encode the  $k$  bit vector into a list of locations where there is a '+1'. The decoder uses this list to compute the histogram. The time requirement is  $O(\frac{nk}{1+\epsilon})$  and  $O(\frac{nk}{1+\epsilon/2})$  for SS and  $k$ -RAPPOR respectively in expectation (a naive implementation takes  $O(nk)$  time). This is the best anyone can do to faithfully implement the algorithms.

Figure 8 shows the decoding time in middle privacy regime (different level of privacy for different alphabet size). We use fast implementation for RAPPOR and SS here. We can see our proposed algorithm is still saving a lot of time comparing to  $k$ -RAPPOR and SS. For low privacy regime, essentially everything breaks down to Randomized Response, so we won't show the plots for the time comparison in this regime.

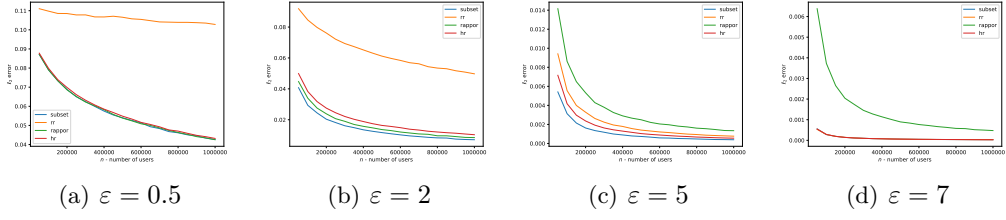


Figure 2:  $\ell_2$ -error comparison between four algorithms  $k = 1000$  and  $p \sim \text{Geo}(0.8)$

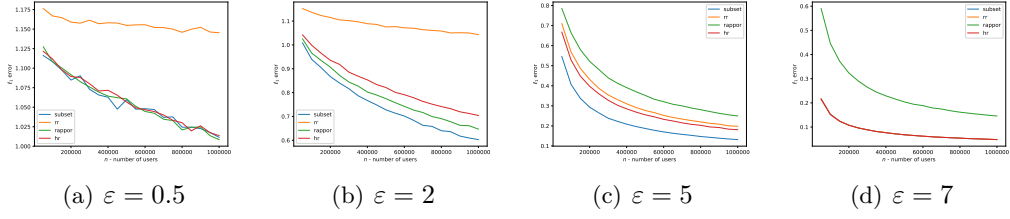


Figure 3:  $\ell_1$ -error comparison between four algorithms  $k = 1000$  and  $p \sim U[k]$

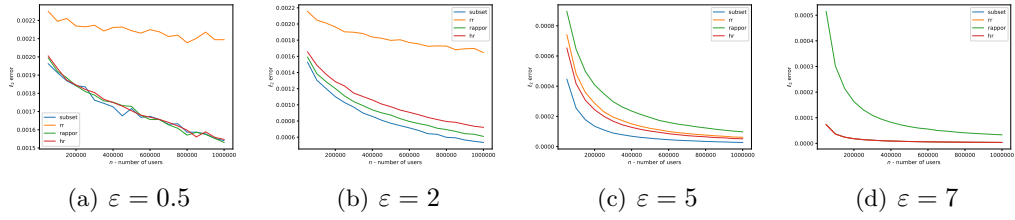


Figure 4:  $\ell_2$ -error comparison between four algorithms  $k = 1000$  and  $p \sim U[k]$

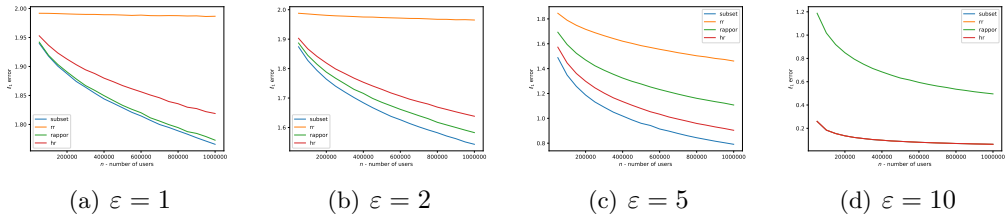


Figure 5:  $\ell_1$ -error comparison between four algorithms  $k = 10000$  and  $p \sim \text{Geo}(0.8)$

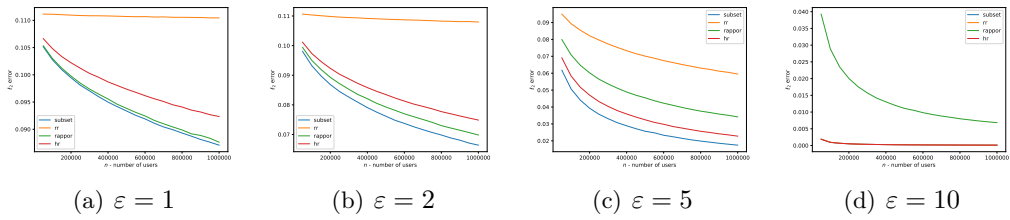


Figure 6:  $\ell_2$ -error comparison between four algorithms  $k = 10000$  and  $p \sim \text{Geo}(0.8)$

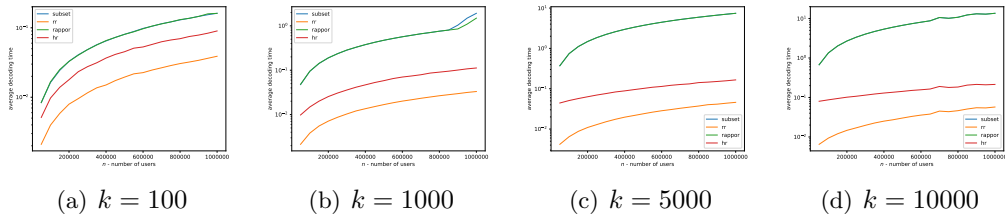


Figure 7: Decoding time comparison between four algorithms for  $\varepsilon = 1$  and  $p \sim \text{Geo}(0.8)$  and different values of  $k$

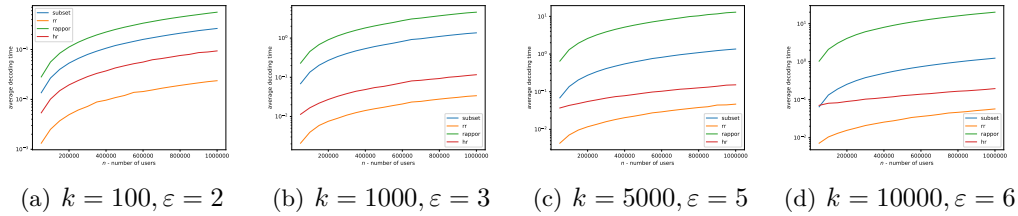


Figure 8: Decoding time comparison between four algorithms in middle privacy regime and  $p \sim \text{Geo}(0.8)$ . Note that the decoding times are in logarithmic scale.

## References

- [ABDJ06] Felix Abramovich, Yoav Benjamini, David L Donoho, and Iain M Johnstone. Adapting to unknown sparsity by controlling the false discovery rate. *The Annals of Statistics*, 34(2):584–653, 2006.
- [ADLS17] Jayadev Acharya, Ilias Diakonikolas, Jerry Li, and Ludwig Schmidt. Sample-optimal density estimation in nearly-linear time. In *Proceedings of the 28th Annual ACM-SIAM Symposium on Discrete Algorithms, SODA '17*, pages 1278–1289, Philadelphia, PA, USA, 2017. SIAM.
- [BBBB72] R.E. Barlow, D.J. Bartholomew, J.M. Bremner, and H.D. Brunk. *Statistical Inference under Order Restrictions*. Wiley, New York, 1972.
- [BBFM12] Maria Florina Balcan, Avrim Blum, Shai Fine, and Yishay Mansour. Distributed learning, communication complexity and privacy. In *Conference on Learning Theory*, pages 26–1, 2012.
- [BHM12] Siddhartha Banerjee, Nidhi Hegde, and Laurent Massoulié. The price of privacy in untrusted recommendation engines. In *Communication, control, and computing (Allerton), 2012 50th annual Allerton conference on*, pages 920–927. IEEE, 2012.
- [BLR13] Avrim Blum, Katrina Ligett, and Aaron Roth. A learning theory approach to noninteractive database privacy. *Journal of the ACM (JACM)*, 60(2):12, 2013.
- [BNST17] Raef Bassily, Kobi Nissim, Uri Stemmer, and Abhradeep Guha Thakurta. Practical locally private heavy hitters. In *Advances in Neural Information Processing Systems*, pages 2285–2293, 2017.

- [BS04] Dietrich Braess and Thomas Sauer. Bernstein polynomials and learning theory. *Journal of Approximation Theory*, 128(2):187–206, 2004.
- [BS15] Raef Bassily and Adam Smith. Local, private, efficient protocols for succinct histograms. In *Proceedings of the forty-seventh annual ACM symposium on Theory of computing*, pages 127–135. ACM, 2015.
- [CDSS14] Siu On Chan, Ilias Diakonikolas, Rocco A. Servedio, and Xiaorui Sun. Efficient density estimation via piecewise polynomial approximation. In *STOC*, 2014.
- [CMS11] Kamalika Chaudhuri, Claire Monteleoni, and Anand D Sarwate. Differentially private empirical risk minimization. *Journal of Machine Learning Research*, 12:1069–1109, 2011.
- [Dal77] Tore Dalenius. Towards a methodology for statistical disclosure control. *Statistisk Tidskrift*, 15:429–444, 1977.
- [Das99] Sanjoy Dasgupta. Learning mixtures of gaussians. In *Annual Symposium on Foundations of Computer Science (FOCS)*, 1999.
- [DG85] L. Devroye and L. Györfi. *Nonparametric Density Estimation: The  $L_1$  View*. John Wiley & Sons, 1985.
- [DGL<sup>+</sup>17] Ilias Diakonikolas, Elena Grigorescu, Jerry Li, Abhiram Natarajan, Krzysztof Onak, and Ludwig Schmidt. Communication-efficient distributed learning of discrete distributions. In I. Guyon, U. V. Luxburg, S. Bengio, H. Wallach, R. Fergus, S. Vishwanathan, and R. Garnett, editors, *Advances in Neural Information Processing Systems 30*, pages 6394–6404. Curran Associates, Inc., 2017.
- [DHS15] Ilias Diakonikolas, Moritz Hardt, and Ludwig Schmidt. Differentially private learning of structured discrete distributions. In *NIPS*, pages 2566–2574, 2015.
- [Dif17] Differential Privacy Team, Apple. Learning with privacy at scale, December 2017.
- [DJW13] John C Duchi, Michael I Jordan, and Martin J Wainwright. Local privacy and statistical minimax rates. In *FOCS*, pages 429–438. IEEE, 2013.
- [DK14] Constantinos Daskalakis and Gautam Kamath. Faster and sample near-optimal algorithms for proper learning mixtures of gaussians. In *Proceedings of the 27th Annual Conference on Learning Theory (COLT)*, 2014.
- [DL01] Luc Devroye and Gábor Lugosi. *Combinatorial methods in density estimation*. Springer, 2001.
- [DMNS06] Cynthia Dwork, Frank McSherry, Kobbi Nissim, and Adam Smith. Calibrating noise to sensitivity in private data analysis. In *Proceedings of the 3rd Conference on Theory of Cryptography, TCC '06*, pages 265–284, Berlin, Heidelberg, 2006. Springer.
- [DN03] Irit Dinur and Kobbi Nissim. Revealing information while preserving privacy. In *Proceedings of the 22nd ACM SIGMOD-SIGACT-SIGART Symposium on Principles of Database Systems, PODS '03*, pages 202–210, New York, NY, USA, 2003. ACM.
- [DR14] Cynthia Dwork and Aaron Roth. The algorithmic foundations of differential privacy. *Foundations and Trends® in Theoretical Computer Science*, 9(3–4):211–407, 2014.

- [DRV10] Cynthia Dwork, Guy N Rothblum, and Salil Vadhan. Boosting and differential privacy. In *FOCS*, pages 51–60, 2010.
- [EPK14] Úlfar Erlingsson, Vasyi Pihur, and Aleksandra Korolova. Rappor: Randomized aggregatable privacy-preserving ordinal response. In *Proceedings of the 2014 ACM SIGSAC conference on computer and communications security*, pages 1054–1067. ACM, 2014.
- [FA76] B. J. Fino and V. R. Algazi. Unified matrix treatment of the fast walsh-hadamard transform. *IEEE Transactions on Computers*, C-25(11):1142–1146, Nov 1976.
- [HKR12] Justin Hsu, Sanjeev Khanna, and Aaron Roth. Distributed private heavy hitters. In *International Colloquium on Automata, Languages, and Programming*, pages 461–472. Springer, 2012.
- [HSR<sup>+</sup>08] Nils Homer, Szabolcs Szelinger, Margot Redman, David Duggan, Waibhav Tembe, Jill Muehling, John V. Pearson, Dietrich A. Stephan, Stanley F. Nelson, and David W. Craig. Resolving individuals contributing trace amounts of dna to highly complex mixtures using high-density snp genotyping microarrays. *PLoS Genetics*, 4(8):1–9, 2008.
- [HW78] A. Hedayat and W. D. Wallis. Hadamard matrices and their applications. *Ann. Statist.*, 6(6):1184–1238, 11 1978.
- [KBR16] Peter Kairouz, Keith Bonawitz, and Daniel Ramage. Discrete distribution estimation under local privacy. *arXiv preprint arXiv:1602.07387*, 2016.
- [KMV10] Adam Tauman Kalai, Ankur Moitra, and Gregory Valiant. Efficiently learning mixtures of two gaussians. In *STOC*, 2010.
- [KOPS15] Sudeep Kamath, Alon Orlitsky, Venkatadheeraj Pichapathi, and Ananda Theertha Suresh. On learning distributions from their samples. *In preparation*, 2015.
- [KOV17] Peter Kairouz, Sewoong Oh, and Pramod Viswanath. The composition theorem for differential privacy. *IEEE Transactions on Information Theory*, 63(6):4037–4049, 2017.
- [Lei11] Jing Lei. Differentially private m-estimators. In *Advances in Neural Information Processing Systems*, pages 361–369, 2011.
- [LS17] Jerry Li and Ludwig Schmidt. Robust and proper learning for mixtures of gaussians via systems of polynomial inequalities. In *Conference on Learning Theory*, pages 1302–1382, 2017.
- [MT07] Frank McSherry and Kunal Talwar. Mechanism design via differential privacy. In *FOCS*, pages 94–103. IEEE, 2007.
- [NS08] Arvind Narayanan and Vitaly Shmatikov. Robust de-anonymization of large sparse datasets. In *Security and Privacy.IEEE Symposium on*, pages 111–125, 2008.
- [Sil86] B. W. Silverman. *Density Estimation*. Chapman and Hall, London, 1986.
- [SOAJ14] Ananda Theertha Suresh, Alon Orlitsky, Jayadev Acharya, and Ashkan Jafarpour. Near-optimal-sample estimators for spherical gaussian mixtures. In Z. Ghahramani, M. Welling, C. Cortes, N. D. Lawrence, and K. Q. Weinberger, editors, *Advances in*

*Neural Information Processing Systems 27*, pages 1395–1403. Curran Associates, Inc., 2014.

- [Swe02] Latanya Sweeney. k-anonymity: A model for protecting privacy. *International Journal of Uncertainty, Fuzziness and Knowledge-Based Systems*, 10(05):557–570, 2002.
- [War65] Stanley L Warner. Randomized response: A survey technique for eliminating evasive answer bias. *Journal of the American Statistical Association*, 60(309):63–69, 1965.
- [WB17] Tianhao Wang and Jeremiah Blocki. Locally differentially private protocols for frequency estimation. In *Proceedings of the 26th USENIX Security Symposium*, 2017.
- [WHW<sup>+</sup>16] Shaowei Wang, Liusheng Huang, Pengzhan Wang, Yiwen Nie, Hongli Xu, Wei Yang, Xiang-Yang Li, and Chunming Qiao. Mutual information optimally local private discrete distribution estimation. *CoRR*, abs/1607.08025, 2016.
- [WJD12] Martin J Wainwright, Michael I Jordan, and John C Duchi. Privacy aware learning. In *Advances in Neural Information Processing Systems*, pages 1430–1438, 2012.
- [WZ10] Larry Wasserman and Shuheng Zhou. A statistical framework for differential privacy. *Journal of the American Statistical Association*, 105(489):375–389, 2010.
- [YB17] Min Ye and Alexander Barg. Optimal schemes for discrete distribution estimation under locally differential privacy. *CoRR*, abs/1702.00610, 2017.
- [ZWD12] Yuchen Zhang, Martin J Wainwright, and John C Duchi. Communication-efficient algorithms for statistical optimization. In *Advances in Neural Information Processing Systems 25*, pages 1502–1510. 2012.

## A Proof of Lemma 9

We now prove (4), and (5) in Section 3.2.

Since  $M$  has  $b/2$  ‘+1’s in each row,  $|C_x| = b/2, \forall x$ . We will now compute  $p(C_x)$ . There are three types of input symbols with different probabilities of outputting a symbol in  $C_x$ .

- **Input symbol is  $x$ .** When the input symbol is  $x$ , using  $|C_x| = b/2$ , and  $K = B \cdot b$  in (2),

$$Q(Z \in C_x | X = x) = \frac{e^\epsilon}{2B - 1 + e^\epsilon}.$$

- **Input symbol  $\in T_{\lfloor \frac{x}{b-1} \rfloor} \setminus \{x\}$**  The symbols  $x' \in T_{\lfloor \frac{x}{b-1} \rfloor}$  share the same  $H_b$ , and by Property 2,  $C_x \cap C_{x'} = b/4$ . Again plugging these in (2)

$$Q(Z \in C_x | X \in T_{\lfloor \frac{x}{b-1} \rfloor}) = \frac{e^\epsilon + 1}{2(2B - 1 + e^\epsilon)}.$$

- **Input symbol  $\notin T_{\lfloor \frac{x}{b-1} \rfloor}$**  The symbols  $x' \notin T_{\lfloor \frac{x}{b-1} \rfloor}$  satisfy  $C_x \cap C_{x'} = \emptyset$ . Therefore,

$$Q(Z \in C_x | X \notin T_{\lfloor \frac{x}{b-1} \rfloor}) = \frac{1}{2B - 1 + e^\epsilon}.$$



Combining these, we have Equation (8):

$$\begin{aligned}
p(C_x) &= p(x) \frac{e^\varepsilon}{2B-1+e^\varepsilon} + p\left(T_{\lfloor \frac{x}{b-1} \rfloor} \setminus \{x\}\right) \frac{e^\varepsilon + 1}{2(2B-1+e^\varepsilon)} + p\left([k] \setminus T_{\lfloor \frac{x}{b-1} \rfloor}\right) \frac{1}{2B-1+e^\varepsilon} \\
&= \frac{e^\varepsilon \cdot p(x)}{2B-1+e^\varepsilon} + \frac{e^\varepsilon + 1}{2(2B-1+e^\varepsilon)} \left(p\left(T_{\lfloor \frac{x}{b-1} \rfloor}\right) - p(x)\right) + \frac{1}{2B-1+e^\varepsilon} \left(1 - p\left(T_{\lfloor \frac{x}{b-1} \rfloor}\right)\right) \\
&= \frac{1}{2B-1+e^\varepsilon} + \frac{e^\varepsilon - 1}{2(2B-1+e^\varepsilon)} p(x) + \frac{e^\varepsilon - 1}{2(2B-1+e^\varepsilon)} p\left(T_{\lfloor \frac{x}{b-1} \rfloor}\right). \tag{8}
\end{aligned}$$

Recall that  $p(S_i)$  is the probability that the output is in  $S_i$ , when input distribution is  $p$ . For  $x \in T_i$ , there are  $b/2$  ‘+1’s, and  $b/2$  ‘-1’s in row  $x$  of  $M$  at columns corresponding to  $S_i$ , and when  $x \notin T_i$ , then all the entries of row  $x$  corresponding to the columns of  $S_i$  are ‘-1’. Plugging in (2), and using  $K = B \cdot b$  we obtain

$$p(S_i) = \frac{e^\varepsilon + 1}{2B-1+e^\varepsilon} p(T_i) + \frac{2}{2B-1+e^\varepsilon} (1 - p(T_i)).$$

Rearranging the terms gives (5).

## B Proof of sample complexity bounds (Theorem 12)

We prove Theorem 12 in two steps. Recall that  $p(C_x)$  is the probability that the output  $Z \in C_x$  when the input distribution is  $p$ . Let  $p_C$  be the vector of  $p(C_x)$ , namely  $p_C(x) = p(C_x)$ . Note that this is not a distribution, since the  $C_x$ 's are possibly overlapping for different  $x$ 's. Similarly, let  $\widehat{p_C}$  be the vector such that  $\widehat{p_C}(x) = \widehat{p(C_x)}$ , which is defined in (6).

1. We first show that if we can estimate  $p_C$  accurately enough, we can estimate the  $p$  itself. This is characterized in Lemma 14.
2. We then prove the Theorem 12 by showing bounds for estimating  $p(C_x)$ .

**Lemma 14.** *Let  $\widehat{p_C}$ , and  $\hat{p}$  be as described by our decoding algorithm. Then,*

$$\ell_2^2(\widehat{p_C}, p_C) \geq \left(\frac{e^\varepsilon - 1}{2(2B-1+e^\varepsilon)}\right)^2 \cdot \ell_2^2(\hat{p}, p).$$

*Proof.* Let  $\Delta(x) = \hat{p}(x) - p(x)$ ,  $\Delta(C_x) = \widehat{p(C_x)} - p(C_x)$ , and  $\Delta(T_i) = \widehat{p(T_i)} - p(T_i) = \sum_{x \in T_i} \Delta(x)$ . Then,  $\ell_2^2(\widehat{p_C}, p_C) = \sum_{x=1}^k \Delta(C_x)^2$ . Using (8),

$$\begin{aligned}
\Delta(C_x) &= \frac{e^\varepsilon - 1}{2(2B-1+e^\varepsilon)} \Delta(x) + \frac{e^\varepsilon - 1}{2(2B-1+e^\varepsilon)} \Delta\left(T_{\lfloor \frac{x}{b-1} \rfloor}\right) \\
&= \gamma \cdot \left(\Delta(x) + \Delta\left(T_{\lfloor \frac{x}{b-1} \rfloor}\right)\right),
\end{aligned}$$

where  $\gamma \triangleq \frac{e^\varepsilon - 1}{2(2B-1+e^\varepsilon)}$ . Therefore,

$$\begin{aligned}
\ell_2^2(\widehat{p}_C, p_C) &= \sum_{x=0}^{k-1} \gamma^2 \cdot \left( \Delta(x) + \Delta\left(T_{\lfloor \frac{x}{b-1} \rfloor}\right) \right)^2, \\
&= \gamma^2 \cdot \sum_{i=0}^{B-1} \sum_{x \in T_i} (\Delta(x) + \Delta(T_i))^2 \\
&= \gamma^2 \sum_{i=0}^{B-1} \sum_{x \in T_i} \left( \Delta(x)^2 + 2\Delta(x) \cdot \Delta(T_i) + \Delta(T_i)^2 \right) \\
&= \gamma^2 \sum_{x=0}^{k-1} \Delta(x)^2 + \gamma^2 \sum_{i=0}^{B-1} \left( 2 \cdot \Delta(T_i) \cdot \Delta(T_i) + b \cdot \Delta(T_i)^2 \right) \\
&= \gamma^2 \cdot \ell_2^2(\widehat{p}, p) + \gamma^2(b+2) \sum_{i=0}^{B-1} (\Delta(T_i))^2,
\end{aligned}$$

dropping the second term in the expression proves the lemma.  $\square$

*Proof of Theorem 12.* We now bound the expected  $\ell_2^2$ -error of estimating  $p_C$  with  $\widehat{p}_C$ . For each  $x$ , we obtain  $n$  independent samples, each of which lies in  $C_x$  with probability  $p(C_x)$ , namely  $\mathbb{E}[\widehat{p}(C_x)] = p(C_x)$ . By using the independence, and the fact that the variance of a Bernoulli random variable of bias  $r$  is  $r(1-r)$ , we obtain

$$\mathbb{E} \left[ \Delta(C_x)^2 \right] = \text{Var} \left( \widehat{p}(C_x) \right) = \frac{p(C_x)(1-p(C_x))}{n} \leq \frac{p(C_x)}{n}.$$

Hence,

$$\mathbb{E} \left[ \ell_2^2(\widehat{p}(C), p(C)) \right] \leq \frac{1}{n} \cdot \left( \sum_{x=1}^k p(C_x) \right). \quad (9)$$

We now evaluate the summation above. By (8), and using that  $|T_i| \leq b-1$ ,

$$\begin{aligned}
\sum_{x=0}^{k-1} p(C_x) &\leq \frac{k}{2B-1+e^\varepsilon} + \frac{e^\varepsilon - 1}{2B-1+e^\varepsilon} + \frac{(b-1)(e^\varepsilon - 1)}{2(2B-1+e^\varepsilon)} \\
&= \frac{2k + (e^\varepsilon - 1)(b+1)}{2(2B-1+e^\varepsilon)}. \quad (10)
\end{aligned}$$

Using Lemma 14 and (9),

$$\mathbb{E} \left[ \ell_2^2(\widehat{p}, p) \right] \leq \left( \frac{2(2B-1+e^\varepsilon)}{e^\varepsilon - 1} \right)^2 \mathbb{E} \left[ \ell_2^2(\widehat{p}_C, p_C) \right] \quad (11)$$

$$\leq \left( \frac{2(2B-1+e^\varepsilon)}{e^\varepsilon - 1} \right)^2 \cdot \frac{1}{n} \cdot \left( \sum_{x=1}^k p(C_x) \right). \quad (12)$$

Using the bound of (10) proves the theorem.  $\square$

## C Description and performance of other schemes

In this section, we describe other three related mechanisms for locally differentially private learning of distributions and analyze their performance interms of sample complexity and communication complexity.

## C.1 $k$ -Randomized Response (RR).

The  $k$ -RR mechanism is a locally private mechanism whose output has the same size with its input. In particular,  $\mathcal{Z} = [k]$ . The conditional probabilities of the outputs is given by

$$Q(z|i) = \begin{cases} \frac{e^\varepsilon}{e^\varepsilon + k - 1} & \text{if } z = i, \\ \frac{1}{e^\varepsilon + k - 1} & \text{otherwise.} \end{cases}$$

The sample complexity requirements of  $k$ -RR are described in Table 1. We refer the user to [KBR16] for the decoding mechanism, and an analysis of the sample complexity. The  $k$ -RR mechanism has small communication overhead. Since the  $k$ -RR channel output is also of the same size as the input, each user only needs  $\log k$  bits. However, it requires  $O(k)$  times more bits than the optimal scheme when  $\varepsilon = O(1)$  and is only sample optimal when  $\varepsilon \geq \log k$ .

## C.2 $k$ -RAPPOR.

The RAPPOR mechanism's naive implementation has a channel that outputs  $k$ -bits, compared to the  $\log k$  bits needed by  $k$ -RR. When the input is  $i \in [k]$ , the mechanism first performs a one-hot encoding, namely it encodes  $i$  into  $k$  bit vector  $Y$  such that  $Y_i = 1$ , and  $Y_j = 0$ , for  $j \neq i$ . The RAPPOR mechanism then passes  $Y_1, \dots, Y_k$  through a Binary Symmetric Channel (BSC), and the output bits  $Z_1, \dots, Z_k$  of this channel is the final output. In other words, the output of each user is a  $k$  bit vector  $Z$  such that

$$Q(Z_j = Y_j) = \frac{e^{\varepsilon/2}}{e^{\varepsilon/2} + 1}, \text{ and } Q(Z_j = 1 - Y_j) = \frac{1}{e^{\varepsilon/2} + 1}.$$

Again the users can see [KBR16] for the decoding mechanism, and an analysis of the sample complexity. Under this scheme, the sample complexity is optimal under high privacy regime (when  $\varepsilon < 1$ ) and extremely low privacy regime (when  $\varepsilon > 2 \log k$ ). However, it is not optimal when  $1 < \varepsilon < 2 \log k$ . We give its sample complexity in Table 1. The minimum communication complexity of the algorithm is given in Theorem 15.

**Communication.** The output of  $k$ -RAPPOR mechanism is  $k$  bits. However, this is not the actual communication complexity, since we can compress the output  $Z_1 \dots Z_k$ . Note that conditioned on the index of the input, the output bit on the index  $i$  is a Bernoulli random variable with bias  $\frac{e^{\varepsilon/2}}{1+e^{\varepsilon/2}}$  and the other bits are independent Bernoulli random variables with bias  $1/(1+e^{\varepsilon/2})$ . Using this fact, and Shannon's coding theorem, it follows that any mechanism for transmitting faithfully the output to the server must require a sample complexity that grows as the entropy of the output. Using this, we can prove the following bound on the communication cost.

**Theorem 15.** *The communication per user for RAPPOR mechanism for  $\varepsilon < 2 \log k$  is*

$$\begin{aligned} & \Theta\left(\max\left\{k \cdot h\left(\frac{1}{1+e^{\varepsilon/2}}\right), \log k\right\}\right) \\ & = O\left(\max\left\{\frac{k}{1+e^{\varepsilon/2}} \log(1+e^{\varepsilon/2}), \log k\right\}\right) \end{aligned}$$

where  $h(r) = -(r \log r + (1-r) \log(1-r))$  is the binary entropy function. For  $\varepsilon > 2 \log k$ , the RAPPOR mechanism uses  $\Theta(\log k)$  bits in expectation for the uniform distribution.

*Proof.* By Shannon's source coding theorem, if we want to compress the output  $Z$ , we must use at least  $H(Z)$  bits. Suppose for a specific user, the input  $I$  is a random variable which is uniformly distributed on  $k$ . When the input  $I = i$  is fixed, the output bit on the index  $i$  is distributed as  $B(\frac{e^{\varepsilon/2}}{1+e^{\varepsilon/2}})$ . Meanwhile all the other indices are identically distributed as  $B(\frac{1}{1+e^{\varepsilon/2}})$ . And they are all independent when  $i$  is given. Thus we have:

$$\begin{aligned} H(Z) &\geq H(Z|I) = \sum_{i=1}^k \frac{1}{k} \cdot k \cdot h\left(\frac{1}{1+e^{\varepsilon/2}}\right) \\ &= k \cdot h\left(\frac{1}{1+e^{\varepsilon/2}}\right) \end{aligned}$$

For the other part, let  $W$  be the number of one's in  $Z$ . Then we know if  $I$  is uniformly distributed over  $[k]$ .  $Z$  will be uniformly distributed over all weight  $w$  vectors give  $W = w$ . Moreover,  $H(Z|W = w) = \log\binom{k}{w} \geq \log k, \forall 1 \leq w \leq k-1$ . Hence we have:

$$\begin{aligned} H(Z) &\geq H(Z|W) = \sum_{w=0}^k \Pr(W = w)H(Z|W = w) \\ &\geq \log k - \Pr(W = 0) - \Pr(W = k) \geq \log k - 1 \\ &= \Omega(\log k) \end{aligned}$$

Next, we state the following lemma for binary entropy function:

**Lemma 16.**  $\forall r \in (0, 1/2)$

$$h(r) = O\left(r \log \frac{1}{r}\right)$$

*Proof.*

$$\begin{aligned} h(r) &= r \log \frac{1}{r} + (1-r) \log \frac{1}{1-r} \\ &= O\left(r \log \frac{1}{r} + (1-r)r\right) = O\left(r \log \frac{1}{r}\right) \end{aligned}$$

□

Using Lemma 16, we have:

$$k \cdot h\left(\frac{1}{1+e^{\varepsilon/2}}\right) = O\left(\frac{k}{1+e^{\varepsilon/2}} \log(1+e^{\varepsilon/2})\right)$$

by letting  $r = \frac{1}{1+e^{\varepsilon/2}}$ , completing the proof. □

### C.3 Subset Selection Approaches.

The papers [WHW<sup>+</sup>16, YB17] propose mechanisms that achieve the best of both worlds, namely performs well for all ranges of  $\varepsilon$ . The mechanism is as follows. The output is again  $k$  bits, and suppose  $d = \lceil k/(e^\varepsilon + 1) \rceil$ . The output is  $\mathcal{Z} = \mathcal{Z}_{k,d}$ , where  $\mathcal{Z}_{k,d}$  is the set of all binary strings with

Hamming weight  $d$ . For an  $i \in [k]$ , let  $\mathcal{Z}_{k,d}^i$  be the elements in  $\mathcal{Z}_{k,d}$  with 1 in the  $i$ th location. Then note that  $|\mathcal{Z}_{k,d}| = \binom{k}{d}$ , and  $|\mathcal{Z}_{k,d}^i| = \binom{k-1}{d-1}$ . Then, for  $Z_1 \dots Z_k \in \mathcal{Z}_{k,d}$ ,

$$Q(Z_1 \dots Z_k | i) = \begin{cases} \frac{e^\varepsilon}{\binom{k-1}{d-1} e^\varepsilon + \binom{k-1}{d}}, & \text{for } Z_1 \dots Z_k \in \mathcal{Z}_{k,d}^i, \\ \frac{1}{\binom{k-1}{d-1} e^\varepsilon + \binom{k-1}{d}}, & \text{for } Z_1 \dots Z_k \in \mathcal{Z}_{k,d} \setminus \mathcal{Z}_{k,d}^i. \end{cases}$$

**Communication.** We can characterize the communication complexity of each user for this case as follows. Suppose the underlying distribution is uniform. In this case, the output distribution is uniform among all possible strings of weight equal to  $d$ . Therefore the entropy of the output string is identical to  $\log \binom{k}{d}$ , which is the optimal communication complexity per user. Note that for small  $\varepsilon$  this communication is strictly undesirable!

**Theorem 17.** Let  $d = \lceil \frac{k}{1+\varepsilon} \rceil$ . The optimal communication per user for subset-selection mechanism is

$$O\left(k \cdot h\left(\frac{d}{k}\right)\right) = O\left(d \cdot \log \frac{k}{d}\right).$$

where  $h(x)$  be the entropy of binary distribution with parameter  $x$ . For  $\varepsilon < 1$ , this will be  $O(k)$ , up to constant factor, and for  $\varepsilon > \log k$  it become  $\log k$ . In the middle range, it will be  $O(d \cdot \log(\frac{1}{\varepsilon+1}))$

*Proof.* Suppose the underlying distribution is uniform. In this case, the output distribution is uniform among all possible strings of weight equal to  $d$ . Therefore the entropy of the output string is identical to  $\log \binom{k}{d}$ . By stirling's approximation for  $\binom{n}{an}$ , we have

$$\log \binom{n}{an} = nh(a) - \frac{1}{2} \log(2\pi na(1-a)) + O\left(\frac{1}{n}\right)$$

Hence, we have:

$$\begin{aligned} & \log \binom{k}{d} \\ &= k \cdot h\left(\frac{d}{k}\right) - \frac{1}{2} \log \frac{d}{k} - \frac{1}{2} \log\left(1 - \frac{d}{k}\right) - \frac{1}{2} \log(2\pi k) + O\left(\frac{1}{k}\right) \\ &= \left(d + \frac{1}{2}\right) \log \frac{k}{d} + \left(k - d + \frac{1}{2}\right) \log \frac{k}{k-d} - \frac{1}{2} \log(2\pi k) + O\left(\frac{1}{k}\right) \\ &= O\left(d \log \frac{k}{d} + (k-d) \log \frac{k}{k-d}\right) \\ &= O\left(k \cdot h\left(\frac{d}{k}\right)\right) \end{aligned}$$

Using Lemma 16, we have:

$$k \cdot h\left(\frac{d}{k}\right) = O\left(d \log \frac{k}{d}\right)$$

by letting  $r = \frac{d}{k}$ , completing the proof. □

While the final mechanism is sample order optimal for all values of  $\varepsilon$ , the communication cost for each user depends critically on the value of  $\varepsilon$ . Table 2 characterizes the communication cost for all three well known mechanisms and our proposed method.