

Integrated Millimeter Wave and Sub-6 GHz Wireless Networks: A Roadmap for Ultra-Reliable Low-Latency Communications

Omid Semiari¹, Walid Saad², Mehdi Bennis³, and Merouane Debbah⁴

¹Department of Electrical and Computer Engineering, Georgia Southern University, Statesboro, GA, Email: osemiari@georgiasouthern.edu

²Wireless@VT, Bradley Department of Electrical and Computer Engineering, Virginia Tech, Blacksburg, VA, USA, Email: walids@vt.edu

³Center for Wireless Communications, University of Oulu, Finland, Email: bennis@ee.oulu.fi

⁴Mathematical and Algorithmic Sciences Lab, Huawei France R&D, Paris, France, Email: merouane.debbah@huawei.com

Abstract—Emerging wireless services such as augmented reality require next-generation wireless networks to support ultra-reliable and low-latency communication (URLLC), while also guaranteeing high data rates. Existing wireless networks that solely rely on the scarce sub-6 GHz, microwave (μ W) frequency bands will be unable to meet the low-latency, high capacity requirements of future wireless services due to spectrum scarcity. Meanwhile, operating at high-frequency millimeter wave (mmWave) bands is seen as an attractive solution, primarily due to the bandwidth availability and possibility of large-scale multi-antenna communication. However, even though leveraging the large bandwidth at mmWave frequencies can potentially boost the wireless capacity and reduce the transmission delay for low-latency applications, mmWave communication is inherently unreliable due to its susceptibility to blockage, high path loss, and channel uncertainty. Hence, to provide URLLC and high-speed wireless access, it is desirable to seamlessly integrate the reliability of μ W networks with the high capacity of mmWave networks. To this end, in this paper, the first comprehensive tutorial for *integrated mmWave- μ W* communications is introduced. This envisioned integrated design will enable wireless networks to achieve URLLC along with high data rates by leveraging the best of two worlds: reliable, long-range communications at the μ W bands and directional high-speed communications at the mmWave frequencies. To achieve this goal, key solution concepts are developed that include new architectures for the radio interface, URLLC-aware frame structure and resource allocation methods along with learning techniques, as well as mobility management, to realize the potential of integrated mmWave- μ W communications. The opportunities and challenges of each proposed scheme are discussed and key results are presented to show the URLLC effectiveness of such integrated mmWave- μ W designs.

I. INTRODUCTION

The emergence of bandwidth-intensive applications along with the vast proliferation of smart, multi-tasking mobile devices is straining the capacity of wireless networks [1]. Furthermore, the landscape of wireless communications is shifting towards providing connectivity, not only to humans, but also to automated cars, drones [2], and robots, among other critical

applications. To turn such emerging services into reality, next-generation wireless networks must achieve low latency and ultra reliability, often quantified as less than one millisecond over-the-air delay (low latency) as well as one out of one million packets loss rate (ultra-high reliability), while also managing the exponential growth in data traffic [3]. In fact, to date, *ultra-reliable and low-latency communication (URLLC)* has been typically viewed as a solution for applications with short packets that do not require high data rates. However, with the advent of new wireless technologies such as augmented reality (AR) and autonomous vehicles, URLLC designs must now come hand-in-hand with high data rate designs. For example, wireless AR services will require simultaneously URLLC with high data rate to collect sensing data (e.g., video) on the users' environment and transmitting this content to a server for processing. Meanwhile, autonomous vehicles will require to exchange large uncompressed sensing information to build high definition (HD) maps in real-time. In this regard, there is an academic and industrial consensus that high-frequency *millimeter wave (mmWave)* bands will be a key enabler for such applications, due to the promising spectrum availability [3]–[5].

Operating at mmWave frequency bands also allows the implementation of small-sized antenna arrays with large number of elements that can facilitate pencil-beam directional transmissions and extend the transmission range [5]. This is particularly attractive for small form factor devices, such as wearable AR equipments, that require both URLLC and high data rates. In addition, directional transmissions reduce the received energy from undesired directions and hence, minimize interference at mmWave frequencies. Meanwhile, mmWave base stations (BSs) do not interfere with existing BSs that operate at microwave (μ W) frequencies. Hence, mmWave BSs can be deployed within the coverage areas of μ W BSs in order to remove coverage holes, offload traffic, and provide high data rates which can help reduce the transmission latency. Owing to these unique characteristics, mmWave communication is also foreseen as an enabling technology to provide fast wireless backhaul connectivity, particularly for in ultra dense network

This research was supported by the U.S. National Science Foundation under Grants CNS-1460316, CNS-1526844, and CNS-1617896, Academy of Finland project (CARMA), and Thule Institute strategic project (SAFARI).

deployments.

However, communications at mmWave frequencies introduce new challenges for wireless access and backhaul. *First*, due to large free-space path loss at mmWave frequencies, multi-hop communication will be required in many scenarios, especially at the backhaul network, which can significantly increase the latency. *Second*, high susceptibility of mmWave link budget to blockage (due to the inability to penetrate obstacles) and beam mis-alignment (resulting from user movements) render communications over mmWave frequencies intermittent. *Third*, small diffraction and reflection from buildings and surrounding objects result in a low-rank channel matrix. Moreover, fast channel variations at mmWave frequencies necessitate resource allocation within small time scales, potentially increasing the cost and complexity of medium access control (MAC) protocols. *Therefore, in order to exploit mmWave bandwidth for applications that require not only high data rates, but also URLLC, novel protocols are needed to overcome the aforementioned challenges.*

Despite the substantial work that has been done for realizing URLLC, existing works mostly focus on addressing URLLC challenges separately for wireless access and backhaul networks. Nonetheless, it is imperative to account for the end-to-end (E2E) performance, comprising the overall latency and reliability at both access and backhaul networks. In addition, prior art mostly focuses on the μ W frequencies, mainly due to the link layer challenges of mmWave communications. While such μ W-centric solutions may be able to provide URLLC for short packet services, they cannot cope with applications that require both high capacity and URLLC, such as AR. Furthermore, existing solutions for addressing mmWave link-layer challenges, such as blockage and beam training, also require substantial control overhead among mmWave BSs and users. As such, standardization bodies [6] and industry partners [7] have recently emphasized the importance of *mmWave- μ W radio access technology (RAT) integration* as a cost-effective solution to achieve high capacity, reliability, and low latency for emerging wireless services.

The main contribution of this article is a comprehensive roadmap towards realizing the vision of *integrated mmWave- μ W* wireless networks to achieve URLLC, while also maintaining high data rates. In particular, we introduce new URLLC solutions at various dimensions, including integrated mmWave- μ W radio interface, frame structure, RAT selection, resource allocation, and mobility management that together, provide unique opportunities to enable URLLC for high-speed wireless access and backhaul connections. In addition, we provide a detailed discussion on the opportunities and challenges of the proposed schemes. Finally, we discuss how the proposed integrated mmWave- μ W networking paradigm can be also extended for wireless local area networks (WLANs).

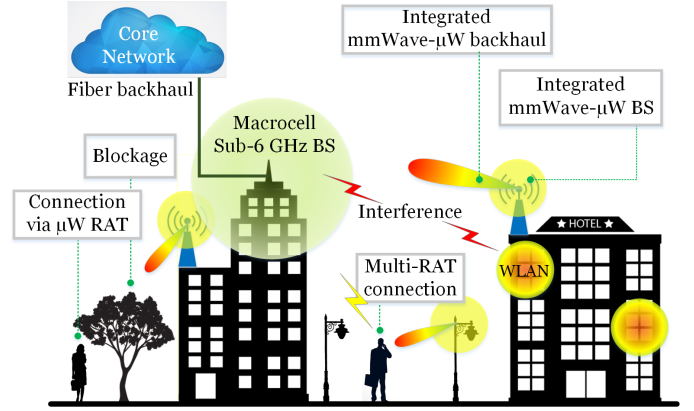


Fig. 1: Integrated mmWave- μ W wireless network.

II. URLLC: DEFINITION AND KEY METRICS

Existing design paradigms for cellular communications mostly rely on optimizing the network's average performance in terms of spectral efficiency, coverage, and outage, among other metrics. Nonetheless, depending on the use case, URLLC requires meeting *instantaneous* – per packet – latency and reliability constraints. Additionally, in contrast with physical and link layer performance indicators (e.g., received signal power), latency and reliability metrics are affected by the protocols across the entire E2E network, composed of wireless access, fronthaul/backhaul, core network, and edge/cloud computing servers. Next, we overview the 3GPP definitions for latency and reliability to further clarify the new URLLC-centric QoS requirements.

E2E latency: According to the 3GPP [8], E2E latency is defined as the time it takes to transfer a given piece of information from a source to a destination, measured at the communication interface, from the moment that it is transmitted by the source to the moment it is successfully received at the destination.

Therefore, E2E latency comprises the over-the-air transmission delay (at wireless access and backhaul), queuing delay, and processing/computing delay.

Reliability: 3GPP [8] defines reliability as the percentage value of the amount of sent network layer packets successfully delivered to a given node within the time constraint required by the targeted service, divided by the total number of sent network layer packets.

Building on these performance metrics, the regime for defining *high* reliability or *low* latency depends on the specific use case scenario. For example, the E2E latency required for intelligent transport systems is less than ten milliseconds, while this requirement is one millisecond for applications with tactile interaction. Moreover, reliability constraint can vary from 99.9% for monitoring applications to 99.9999% for remote control [8]. Therefore, potential solutions for realizing URLLC are application specific.

III. URLLC IN INTEGRATED MMWAVE- μ W CELLULAR NETWORKS

The integration of mmWave and μ W radio interfaces in cellular networks will enable BSs to exploit: 1) large *mmWave bandwidth* to delivery high data rates and minimize the over-the-air *latency* and 2) μ W *bandwidth* to maximize the *reliability* of transmissions. To reap the full benefits of both mmWave and μ W spectral resources, new radio interface and scheduling protocols must be developed for enabling seamless integration of mmWave and μ W RATs to achieve URLLC. Next, we discuss enabling approaches to achieve this goal.

A. New Designs for Radio Interface

The first goal is to design a new radio interface and frame structure for achieving URLLC in an integrated mmWave- μ W cellular network. The existing frame structures for mmWave communications, such as in [9], mostly rely on omni-directional transmissions for user discovery and mmWave link setup. However, these schemes will limit the control plane (C-plane) [10] footprint, resulting in a coverage mismatch between the C-plane and user plane (U-plane) that employs directional transmissions. Moreover, existing solutions suggest random contention-based medium access to reduce the impact of strong, but intermittent interference – as expected in directional mmWave communication. However, random channel access will substantially increase latency. In addition, multi-connectivity to multiple mmWave BSs (for increasing reliability) will require a hybrid beamforming scheme at the UE. However, that will substantially increase the power consumption at the UE as multiple RF-chains will be required. Another limitation is that spatial division multiple access (SDMA) or frequency division multiple access (FDMA) are considered only at the C-plane. To address these limitations, we consider the following solutions to revisit the existing radio interface protocols and frame structures:

Radio interface: we explore the opportunities of MAC and packet data convergence protocol (PDCP) layer integration schemes. Specifically, we consider the integration schemes in Fig. 2 as two candidates for the radio interface architecture of integrated mmWave- μ W cellular networks. Fig. 2(a) presents the integration at the MAC layer of the radio interface. This scheme is suitable for low-latency communication as it enables fast RAT switching between mmWave and μ W radios. In contrast, the scheme in Fig. 2(b) offers more flexible deployments, since mmWave and μ W RATs can be deployed at different BSs. This scheme provides an integration at the PDCP layer and is suitable for ultra-reliable communications, as it enables a user to simultaneously connect to multiple BSs. That is, if the connection over the mmWave RAT is interrupted, users can send/receive their data over the μ W RAT. PDCP layer integration also allows transmission of the same data over both mmWave and μ W RATs, thus, achieving

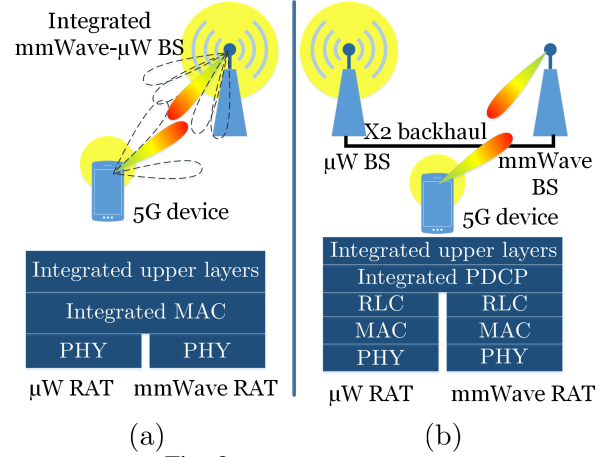


Fig. 2: Integration schemes.

transmission diversity gains. The shortcoming of this scheme is the need for having an X2 link (or some sort of backhauling) between the mmWave and μ W BSs, as well as the associated delay to constantly exchange the link quality information.

To exploit the desirable features of each integration scheme in Fig. 2, we advocate a hybrid architecture which incorporates both MAC and PDCP layer integration schemes. Such a hybrid architecture will also allow for backward compatibility with legacy single-RAT cellular networks. Here, we note that other integration schemes – which mostly will lie between the two proposed schemes in Fig. 2 – can also be considered. For example, the fast session transfer (FST) introduced in IEEE 802.11ad WLAN protocol can be considered as an integration scheme with a separate MAC and PHY layers at mmWave and μ W RATs. However, these approaches are not as efficient as the MAC layer integration in terms of latency, since they require substantial control overhead (including a negotiation phase) to switch between RATs.

Control plane: To design the C-plane, we propose a directional handshaking procedure between the BS and a set of UEs at the integrated mmWave- μ W radio interface. This proposed C-plane can leverage μ W communications to localize the UEs and reduce the mmWave beam training overhead, especially if analog beamforming is employed at the UEs.

User plane: To achieve ultra-reliability at the U-plane, the network can exploit multi-connectivity of UEs with multiple BSs. To this end, we study the possibility of handling uplink traffic via omni-directional μ W transmissions, while the mmWave bandwidth is mostly allocated to downlink transmissions¹. For URLLC in particular, separating uplink and downlink traffic at μ W and mmWave RATs eliminates switching between the uplink and downlink slots within a radio frame, thus, minimizing the control overhead and latency. In addition,

¹This scheme is also considered by 3GPP to use 5G new radio (NR) carriers (e.g., 26 GHz) in enhanced mobile broadband (eMBB) scenario for boosting downlink data rates, while uplink traffic is managed at the C-band.

this scheme enables a UE to transmit its uplink traffic to multiple BSs simultaneously (e.g., using FDMA) without any digital/hybrid beamforming. Therefore, disjointing downlink and uplink will also facilitate simpler and more power-efficient transceiver design at the UE. At the downlink, each UE can simultaneously receive data via different spatial paths between the UE and transmitting BSs, to achieve ultra-reliability over the mmWave band. Such a multi-point downlink transmission can be coordinated by BSs via omni-directional μ W signaling.

Frame structure: In addition to the integrated radio interface, a new frame structure is required to account for the different characteristics of mmWave and μ W communications. In particular, the smaller coherence time of a mmWave channel, compared to μ W, will mandate different transmission time intervals (TTIs) over the mmWave and μ W RATs, thus increasing the complexity of joint traffic scheduling over both radio interfaces. In addition, the frame structure must support different medium access protocols for mmWave and μ W RATs to accommodate highly directional transmissions at the mmWave frequencies.

Considering the proposed radio interface schemes, next, we discuss multiple access and resource management methods for enabling URLLC in wireless access and backhaul networks.

B. Multiple Access and Resource Management

One of the key elements needed to achieve the target latency in next-generation wireless networks is to develop fast, scalable, and efficient resource management algorithms. Most of the existing mmWave protocols employ time division multiple access (TDMA) scheme for resource management, primarily due to its lower complexity for beam-training with only one user to be served at each time slot. However, TDMA is not suitable to support ultra-low latency services, particularly if the number of users is large within the coverage area. Additionally, user multiplexing (spatially or at different frequencies) requires substantial overhead to perform channel estimation, which again affects the time for establishment of a mmWave link.

Considering the aforementioned challenges, the integration of mmWave and μ W RATs will provide the following opportunities for resource management: 1) Minimizing overhead and delay for beam-training at the mmWave RAT by using out-of-band channel measurements and localization at the μ W frequencies; 2) High reliability for access and backhaul links by switching to the μ W RAT and retaining connection, once the mmWave transmission is interrupted by blockage; 3) C-plane and U-plane signals can be handled over different RATs; 4) Enabling fast and seamless RAT switching, depending on the link quality, QoS requirements, and the load at each RAT; 5) Reducing the number of link hops in wireless backhaul networks; and 6) Managing uplink and downlink traffic over different RATs. Nonetheless, due to different channel

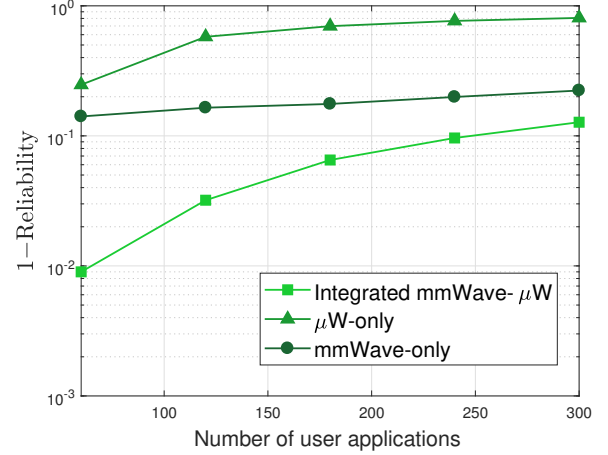


Fig. 3: Reliability comparison between integrated mmWave- μ W networks and single-RAT mmWave and μ W networks as function of the number of user applications [12].

characteristics at the mmWave and μ W frequencies, resource management in integrated mmWave- μ W systems is more challenging compared with conventional single RAT networks. For instance, classic cell association schemes, based on the maximum received signal strength indicator (max-RSSI) or maximum signal-to-interference-plus-noise ratio (max-SINR) will result in substantially unbalanced load distribution across mmWave and μ W RATs. In addition, relying solely on instantaneous channel state information results in frequent RAT switching or inefficient RAT selection.

In presence of both mmWave and μ W RATs, the resources mainly include time slots, frequency chunks at mmWave and μ W bands, power, and number of antenna elements. Thereby, resource allocation problems typically cast as mixed integer programming problems that are complex to solve. Meanwhile, centralized solutions for these scheduling problems often involve large delays. To reduce the scheduling latency, one promising approach is to consider a grant-free uplink over the μ W RAT. In addition, distributed scheduling algorithms can be developed, using novel tools such as matching theory. Particularly, matching theory allows to develop fast – often with polynomial-time convergence – algorithms, while managing conflicting QoS requirements of users [11].

As an example, in [12], we developed a novel matching-based scheduling framework that minimizes the outage probability subject to stringent latency requirements for user applications (UAs). Here, the outage probability reflects service reliability, defined as the ratio of the number of UAs with satisfied latency requirement to the total number of UAs. The proposed framework employs a set of context information from UEs, including the tolerable latency per UA and blockage probability to prioritize UAs. Using this information, a resource allocation algorithm is proposed, based on matching with externalities, to perform scheduling at the mmWave and

μ W RATs. Fig. 3 shows the merit of the proposed mmWave- μ W on maximizing the reliability (or equivalently minimizing 1-reliability), as defined in Section II, compared with single-RAT networks. As we elaborate next, resource management can be accompanied with reinforcement learning techniques to further improve RAT selection in terms of network reliability and latency.

C. Reinforcement Learning

Channel estimation and beam-training can be sources of substantial overhead in establishing mmWave communication links [13]. In addition, reliable mmWave communications mandate frequent channel estimation to keep up with fast channel gain variations – especially in mobile scenarios – which can severely affect the QoS for low-latency services. Thus, there is a need to balance the tradeoff between the reliability and latency (associated with frequent channel estimation and beam-training overhead) for communications over the mmWave RAT.

To this end, reinforcement learning (RL) techniques can be used to exploit information from previous transmissions and assess the reliability of communications over the mmWave RAT, without frequently performing direct channel measurements. That is, based on past transmissions to a user, the BS (or user itself) can predict whether a mmWave link is feasible or not. Here, different RL algorithms can be used depending on the network goals and capabilities. For example, if predictions of fast-varying and uncertain environments is needed, one can adopt RL algorithms based on neural networks, such as deep learning, [14], which can cope with such rapid dynamics, at the potential expense of added computational latency. On the other hand, simpler algorithms, such as Q-learning, can be used for stationary environments with computationally-constrained devices.

In this regard, in [12], we developed an RL model, based on Q-learning. The results in [12] have shown that the proposed model exhibits fast convergence and significantly improves the RAT selection. Building on this basic model, more comprehensive learning methods can be adopted to identify the causal effect of relevant network parameters on the mmWave communication reliability. In addition to the aforementioned opportunities for resource management, the envisioned mmWave- μ W integration paradigm is particularly promising for achieving URLLC in mobile network scenarios, as discussed next.

D. Mobility Management

User mobility will exacerbate the challenges of URLLC, due to the following reasons: *First*, mobile users will experience frequent handovers (HOs), while passing through small cells, which naturally increases the overhead and communication latency. Such frequent HOs will also degrade reliability by

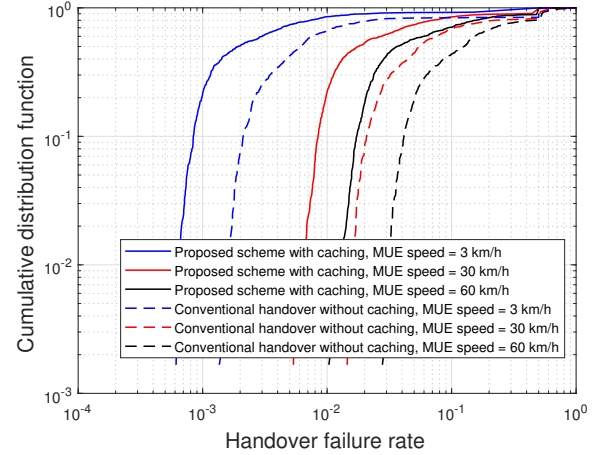


Fig. 4: CDF of HOF vs. different user speed [15].

increasing handover failure (HOF), particularly for users that are moving at high speeds. In fact, due to the small and disparate cell sizes in emerging cellular networks, users will not be able to successfully finish the HO process by the time they trigger HO and pass a target small cell. *Second*, the inter-frequency measurements needed to discover target small cells can be excessively power consuming and detrimental for the battery life of users, especially in dense networks with frequent HOs. *Third*, μ W frequencies are often congested, and thus, frequent HOs may introduce unacceptable queuing delay, while limiting the available frequency resources for the static users. In this regard, offloading users from heavily utilized μ W frequencies to mmWave frequencies can substantially reduce the over-the-air latency at the μ W network.

Guaranteeing a bounded latency for mobile applications is still a challenging open problem, especially with the imminent deployment of highly-mobile UEs such as drones or autonomous vehicles [16]. In this regard, the proposed integrated mmWave- μ W scheme in Sec. III-A can provide new opportunities to address the latency and reliability challenges. Such architecture allows the disjoint control and data planes in integrated mmWave- μ W networks to leverage high-speed mmWave links for data transmissions, while the μ W RAT will be mainly used to handle control and paging information.

Building on this idea, in [15], we developed a novel mobility management framework that allows users to mute their handover and cell search process, while traversing small cells. This scheme was realized based on the proposed scheme in Section III-A, which leverages high-speed mmWave links, whenever available, to *cache* content at the mobile user device. Meanwhile, the control and paging information are handled over the μ W frequencies. Fig. 4, among other results in [15] show that the proposed framework can substantially improve reliability by decreasing the handover failure rate, even for users with high speeds.

Table I: Summary of proposed frameworks to realize URLLC via integrated mmWave- μ W wireless networks

Proposed framework	Integrated mmWave- μ W radio interface and frame structure	Resource and mobility management in integrated mmWave- μ W networks	Reliability inference via reinforcement learning
Opportunities	No mismatch between the C-plane and U-plane.	Supporting uplink multi-connectivity with FDMA over the μ W RAT, which does not require hybrid beamforming at the UE.	Reducing the C-plane latency, associated with exhaustive direct channel measurements.
	Reducing the mmWave C-plane latency.	Supporting downlink multi-connectivity at the mmWave RAT to manage large downlink traffic while achieving ultra-reliability.	Avoiding frequent RAT switching.
	Increasing the mmWave U-plane reliability.	New resource allocation algorithms based on matching theory.	Increasing reliability by predicting blockage instances.
	Fast RAT switching via MAC layer integration.		
	Multi-connectivity via PDCP layer integration.	Reducing HOF in mobility management.	
Challenges	Higher complexity for MAC protocols, compared with single-RAT networks.	User-cell association and load balancing.	Inference and parameter learning.
	Designing application-centric parameters for the frame structure.	Higher complexity for mobility management.	Identifying causal relationships between parameters that affect reliability.
	Performance analysis of integrated mmWave- μ W networks.		

E. Integrated mmWave- μ W Wireless Local Area Networks

The vision of integrated mmWave- μ W networking can be extended to address the latency and reliability challenges in WLANs. Advanced WLAN devices are capable of supporting multiple standards, including IEEE 802.11 protocols (Wi-Fi family) over the 2.4 and 5 GHz unlicensed bands, as well as IEEE 802.11ad/ay over the mmWave 60 GHz unlicensed band (also referred to as WiGig systems). Such multi-RAT capability can provide new opportunities to address the following challenges: 1) Excessive latency that stem from contention-based random channel access in WLANs with relatively large number of devices; 2) Low reliability of WiGig systems, especially in indoor environment with human activities where frequent blockage is inevitable; and 3) Interference management in WLANs that coexist with cellular network over the unlicensed μ W frequencies. Addressing these challenges requires a tight integration of mmWave and μ W RATs in WLANs. Furthermore, it is imperative to design testbeds to evaluate the performance of integrated mmWave- μ W WLANs and cellular networks in real-world scenarios.

IV. CONCLUSIONS

In this paper, we have provided a comprehensive tutorial on the notion of integrated mmWave- μ W wireless networks to achieve ultra-reliable and low-latency communications, while also maintaining high data rates. To achieve this network convergence, we have introduced new designs for U-plane and C-plane architectures, RAT selection via reinforcement learning, resource allocation, and mobility management protocols that jointly account for different and complementary communication characteristics at mmWave and μ W frequencies. As summarized in Table I, the proposed integrated mmWave- μ W wireless network can reap the full benefit of multi-RAT capability to minimize U-plane and C-plane latency, achieve ultra-reliable communications capable of coping with the intermittent nature of mmWave links, and reduce handover failure rate in mobile networks. These networks can also leverage

mmWave to naturally deliver high data rates. Therefore, the proposed schemes will pave the way for a seamless integration of mmWave technology into emerging wireless networks that support URLLC along with high-speed wireless access.

REFERENCES

- [1] Cisco, "Cisco visual networking index: Global mobile data traffic forecast update, 2016-2021," *Whitepaper*, February 2017.
- [2] M. Mozaffari, W. Saad, M. Bennis, and M. Debbah, "Unmanned aerial vehicle with underlaid device-to-device communications: Performance and tradeoffs," *IEEE Transactions on Wireless Communications*, vol. 15, no. 6, pp. 3949–3963, June 2016.
- [3] Qualcomm, "Leading the world to 5G," *Qualcomm Technologies, Inc.*, February 2016.
- [4] M. Bennis, M. Debbah, and H. V. Poor, "Ultra-reliable and low-latency wireless communication: Tail, risk and scale," Jan. 2018. [Online]. Available: <https://arxiv.org/pdf/1801.01270>
- [5] S. Rangan, T. S. Rappaport, and E. Erkip, "Millimeter-wave cellular wireless networks: Potentials and challenges," *Proceedings of the IEEE*, vol. 102, no. 3, pp. 366–385, March 2014.
- [6] NGMN Alliance, "5G white paper," *White Paper*, available at <https://www.ngmn.org/5g-white-paper.html>, January 2015.
- [7] Keysight Technologies, "Exploring 5G coexistence scenarios using a flexible hardware/software testbed," *Whitepaper*, January 2017.
- [8] 3GPP, "Technical specification group services and system aspects; service requirements for the 5G system," *3rd Generation Partnership Project*, vol. Rel 16, 2017.
- [9] R. Ford, M. Zhang, M. Mezzavilla, S. Dutta, S. Rangan, and M. Zorzi, "Achieving ultra-low latency in 5g millimeter wave cellular networks," *IEEE Communications Magazine*, vol. 55, no. 3, pp. 196–203, March 2017.
- [10] 3GPP, "LTE: Requirements for further advancements for evolved universal terrestrial radio access (E-UTRA) (LTE-Advanced)," *3rd Generation Partnership Project*, vol. Rel 12, 2014.
- [11] Y. Gu, W. Saad, M. Bennis, M. Debbah, and Z. Han, "Matching theory for future wireless networks: fundamentals and applications," *IEEE Communications Magazine*, vol. 53, no. 5, pp. 52–59, May 2015.
- [12] O. Semiari, W. Saad, and M. Bennis, "Joint millimeter wave and microwave resources allocation in cellular networks with dual-mode base stations," *IEEE Transactions on Wireless Communications*, vol. 16, no. 7, pp. 4802–4816, July 2017.
- [13] A. Ali, N. Gonzalez-Prelcic, and R. W. Heath, "Estimating millimeter wave channels using out-of-band measurements," in *2016 Information Theory and Applications Workshop (ITA)*, Jan 2016, pp. 1–6.
- [14] M. Chen, U. Challita, W. Saad, C. Yin, and M. Debbah, "Machine learning for wireless networks with artificial intelligence: A tutorial on neural networks," 2017. [Online]. Available: <http://arxiv.org/abs/1710.02913>
- [15] O. Semiari, W. Saad, M. Bennis, and B. Maham, "Caching meets millimeter wave communications for enhanced mobility management in 5G networks," *IEEE Transactions on Wireless Communications*, vol. 17, no. 2, pp. 779–793, Feb. 2017.
- [16] M. Mozaffari, W. Saad, M. Bennis, and M. Debbah, "Efficient deployment of multiple unmanned aerial vehicles for optimal wireless coverage," *IEEE Communications Letters*, vol. 20, no. 8, pp. 1647–1650, Aug 2016.