

Learning to Recommend via Inverse Optimal Matching

Ruilin Li^{1, 2}, Xiaojing Ye³, Haomin Zhou², and Hongyuan Zha¹

¹School of Computational Science and Engineering, Georgia Institute of Technology, Atlanta, USA

²School of Mathematics, Georgia Institute of Technology, Atlanta, USA

³Department of Mathematics and Statistics, Georgia State University, Atlanta, USA

Abstract

We consider recommendation in the context of optimal matching, i.e., we need to pair or match a user with an item in an optimal way. The framework is particularly relevant when the supply of an individual item is limited and it can only satisfy a small number of users even though it may be preferred by many. We leverage the methodology of optimal transport of discrete distributions and formulate an inverse optimal transport problem in order to learn the cost which gives rise to the observed matching. It leads to a non-convex optimization problem which is solved by alternating optimization. A key novel aspect of our formulation is the incorporation of marginal relaxation via regularized Wasserstein distance, significantly improving the robustness of the method in the face of observed empirical matchings. Our model has wide applicability including labor market, online dating, college application recommendation. We back up our claims with experiments on both synthetic data and real world datasets.

1 Introduction

The last two decades have witnessed rapid research progress ([Adomavicius and Tuzhilin, 2005](#); [Ricci et al., 2011](#)) and abundant practical applications (e.g. Amazon, Netflix, Google News) of recommendation systems. However, several challenges still remain. For example, whom should we recommend to if an item is of limited supply but preferred by many? Recommendation of used cars and online auctions face such challenges where dealers want to target users who are potentially interested and are likely to offer high bid to advertise their inventory. Another interesting yet challenging question is how we can make recommendation to users in a market of bilateral preferences as are the cases of labor market, online dating and college admissions, in which cases it probably makes more sense if we could recommend the most ‘fit’ ones rather than the ‘best’ ones. All of these issues are beyond the reach of conventional collaborative filtering ([Sarwar et al., 2001](#)), content-based ([Pazzani and Billsus, 2007](#)) and hybrid [Burke \(2002\)](#) recommendation systems.

To address above issues, we consider a general optimal-transport-based framework where the amount of supply and demand is modeled by probability distributions, the preference of both

user and item sides as well as the internal matching mechanism within the market is captured by the optimal transport theory and we make recommendation to users in a way so as to optimize a social surplus (Carlier and Ekeland, 2010). Concretely, we view user-item matchings as a flow between the item side and the user side and an optimal flow gives the most cost-effective way to distribute the items to the users. We assume the data for our learning problem is given in the form of an observed matching matrix, for example, in the college admission case, we know who was admitted to which college; and the goal is to understand the mechanism that gives rise to the observed matching using the optimal transport framework. A key ingredient in our model is the cost matrix which gives rise to the observed matching matrix and it is parameterized by an interaction matrix describing the interaction between users and items. We would like to learn the cost from observed matching matrix so that we can make recommendation for a new group of users and items in the future. We formulate an inverse optimal transport problem with marginal relaxation via regularized Wasserstein distance to learn the cost. Marginal relaxation in our proposed model is of great importance as it helps to robustify the solution in the face of noisy observed matching matrix. Our formulation leads to a non-convex problem and can be solved efficiently by an alternating minimization algorithm. We investigate robustness and learning performance of our model on both synthetic data and real world datasets. Experimental results show that our approach significantly improves the robustness and outperforms its competitors in terms of learning performance. The most significant distinction between our proposed model and conventional recommendation systems is that our model addresses user-item matching and it is conceptually different from score-based preference learning methods.

The main novelty of our work is twofold. First, from modeling point of view, we build the connection between recommendation systems and optimal transport. To the best of our knowledge, this is the first attempt to incorporate optimal transport into recommendation systems. Our optimal-transport-based recommendation system can be suitably applied to settings where the market has an internal matching mechanism and is of limited supply and demand. Second, from methodology perspective, the inverse optimal transport problem we formulate to learn the cost incorporates marginal relaxation through regularized Wasserstein distance, which significantly improves the robustness of our method compared with state-of-art competitors. We also provide an efficient alternating algorithm to solve it so that the additional robustness does not come with a high price tag.

This paper is organized as follows: we briefly summarize related work in section 2 and review both discrete optimal transport, its regularized version as well as their close connections in section 3. Section 4 describes the setup of our model and introduces our robust formulation via regularized Wasserstein distance, which models matching mechanism by leveraging regularized optimal transport. The optimization algorithm is detailed in section 5. We evaluate our model in section 6 on both synthetic data and real-world datasets. Last section concludes the paper and shows several directions for potential future research.

2 Related Work

Recommendation Systems meet Optimal Transport Several recent work relate optimal transport to recommendation systems, (Qian et al., 2017) uses Wasserstein distance to perform image retrieval and recommendation, (Huang, 2017) adopts Wasserstein distance for multi-label prediction in social friend recommendation context. Our work differs from theirs in that instead of merely using Wasserstein distance as a dissimilarity measure, we also leverages optimal transport to model the internal matching mechanism in the market. Another related work studies total surplus maximization in recommending online service. (Zhang et al., 2016).

Distance Metric Learning Our model essentially aims to learn a distance-like cost matrix and is closely related to distance metric learning. Prior research on learning different distance metrics in various contexts are fruitful, such as learning cosine similarity for face verification (Nguyen and Bai, 2010) and learning Mahalanobis distance for clustering (Xing et al., 2003) and face identification (Guillaumin et al., 2009). However, distance learning for optimal transport distance is largely unexplored. Cuturi proposed to learn the ground metric by minimizing the difference of two convex polyhedral functions 2014. Wang and Guibas formulated a SVM-like minimization problem to learn Earth Mover’s distance 2012. Both approaches work with Wasserstein distance which involves solving linear programming as subroutine hence may be computationally too expensive. A most close work to ours is (Dupuy et al., 2016), where they work with regularized optimal transport distance and propose to learn the linear cost with a fixed marginal formulation. The key difference between their work and ours is that we propose a formulation with marginal relaxation which significantly improves the robustness and learning performance.

Reciprocal Recommendation Another line of related research is reciprocal recommendation (Brozovsky and Petricek, 2007; Pizzato et al., 2013), which also tries to model two-side preference by computing reciprocal score via a hand-craft score function. Our model learns how two sides interact from observed matching matrix.

3 Background and Preliminaries

In this section, we present Kantorovich’s formulation of optimal transportation problem and its regularized version.

3.1 Notation

In what follows, $a \odot b$ and $\frac{a}{b}$ denote component-wise multiplication and division, $\mathbf{1}$ is the vector of ones with appropriate dimension, $\Sigma_d := \{\mathbf{x} \in \mathbb{R}_+^d | \mathbf{1}^T \mathbf{x} = 1\}$ is the $d - 1$ probability simplex, $\langle A, B \rangle = \text{Tr}(A^T B)$ is the Frobenius inner product, $C \in \mathbb{R}^{m \times n}$ is the cost matrix, $U(\mathbf{r}, \mathbf{c})$ is the transport polytope of \mathbf{r} and \mathbf{c} , namely the set of all m -by- n matrices satisfying marginal

constraints specified by \mathbf{r}, \mathbf{c}

$$U(\mathbf{r}, \mathbf{c}) := \{\pi \in \mathbb{R}_+^{m \times n} | \pi \mathbf{1} = \mathbf{r}, \pi^T \mathbf{1} = \mathbf{c}\}$$

$U(\mathbf{r}, \mathbf{c})$ is a convex, closed and bounded set. Moreover, $U(\mathbf{r}, \mathbf{c})$ has a nice probabilistic interpretation, let $X \in \mathbb{R}^m, Y \in \mathbb{R}^n$ be two multinomial random variables with distribution \mathbf{r} and \mathbf{c} , respectively, then $U(\mathbf{r}, \mathbf{c})$ is the set of all couplings of X and Y .

3.2 Optimal Transport

Given a cost matrix C and two probability vectors \mathbf{r}, \mathbf{c} , define

$$d(C, \mathbf{r}, \mathbf{c}) := \min_{\pi \in U(\mathbf{r}, \mathbf{c})} \langle \pi, C \rangle$$

This quantity describes how costly to redistribute \mathbf{r} to \mathbf{c} , hence provides a nice measure of how far two distributions are. In particular, when $C \in \mathcal{M}^d$, where \mathcal{M}^d is the cone of distance matrices (Brickell et al., 2008) and is defined as

$$\begin{aligned} \mathcal{M}^d := \{C \in \mathbb{R}_+^{d \times d} | C_{ii} = 0, C_{ij} = C_{ji}, \text{ and} \\ C_{ij} \leq C_{ik} + C_{kj}, \forall i, j, k\} \end{aligned}$$

$d(C)$ is in fact a distance metric on Σ_d (Villani, 2008), and is called optimal transport distance (also called Wasserstein distance, Earth Mover Distance). The minimizer π is called optimal transport plan.

In discrete case, computing OT distance amounts to solving a linear programming problem, for which there exists dedicated algorithm with time complexity $\mathcal{O}(n^3 \log n)$ (Pele and Werman, 2009) (assuming $m < n$). Nevertheless, this is still computationally too expensive in many large scale settings. In addition, OT plan π typically admits a sparse (pure) form which is not robust in data-driven applications.

3.3 Regularized Optimal Transport

One way to mitigate the sparsity and improve the smoothness of OT plan is by adding entropy regularization. This idea was explored by (Wilson, 1969; Galichon and Salanié, 2010; Cuturi, 2013; Benamou et al., 2015). Consider

$$d_\lambda(C, \mathbf{r}, \mathbf{c}) := \min_{\pi \in U(\mathbf{r}, \mathbf{c})} \left\{ \langle \pi, C \rangle - \frac{1}{\lambda} H(\pi) \right\} \quad (1)$$

where $H(\pi) = -\sum_{i,j=1}^{m,n} \pi_{ij} (\log \pi_{ij} - 1)$ is the entropy of π , λ is the regularization parameter controlling the trade-off between sparsity and uniformity of π . We call the above quantity regularized optimal transport (ROT) distance (regularized Wasserstein distance) though it may not be an actual distance measure. Due to the strict convexity of introduced entropy term,

$d_\lambda(C, \mathbf{r}, \mathbf{c})$ admits a unique minimizer with full support π^λ , which we call regularized optimal transport plan in the sequel. The ROT plan π^λ has a semi-closed form solution

$$\pi^\lambda = \text{diag}(\mathbf{a})K \text{diag}(\mathbf{b})$$

where $\mathbf{a} \in \mathbb{R}^m, \mathbf{b} \in \mathbb{R}^n$ are positive vectors and are uniquely determined up to a multiplicative constant and $K := \exp(-\lambda C)$ is the component-wise exponential of $-\lambda C$. We can compute \mathbf{u} and \mathbf{v} by Sinkhorn-Knopp matrix scaling algorithm (Sinkhorn and Knopp, 1967) (also known as iterative proportional fitting procedure (IPFP) in statistics community). The algorithm alternately scales rows and columns of K to fit the specified marginals, Appendix A describes the procedure in detail.

Not surprisingly, $\lim_{\lambda \rightarrow \infty} d_\lambda(C, \mathbf{r}, \mathbf{c}) = d(C, \mathbf{r}, \mathbf{c})$, ROT distance recovers OT distance as λ tends to infinity. Moreover, let

$$\Pi(C, \mathbf{r}, \mathbf{c}) = \{\pi | \langle \pi, C \rangle = \min_{\pi \in U(\mathbf{r}, \mathbf{c})} \langle \pi, C \rangle\}$$

be the set of all OT plan and

$$\pi^\star = \arg \max_{\pi \in \Pi(C, \mathbf{r}, \mathbf{c})} H(\pi)$$

be the joint distribution with highest entropy among $\Pi(C, \mathbf{r}, \mathbf{c})$, then $\lim_{\lambda \rightarrow \infty} \pi^\lambda = \pi^\star$, in another word, ROT plan converges to the most uniform OT plan and the rate of convergence is exponential, as shown in (Cominetti and San Martín, 1994). With such nice convergence result, it is theoretically appealing to approximate OT distance by ROT distance. However, it suffers from round-off errors when λ is large.

ROT has more favorable computational properties than OT does, as it only involves component-wise operation and matrix-vector multiplication, all of which are of quadratic complexity, and can be easily parallelized (Cuturi, 2013). This fact makes ROT popular for measuring dissimilarity between potentially unnormalized distributions in many research areas: deep learning (Geneway et al., 2017), computer vision (Cuturi and Doucet, 2014), machine learning (Rolet et al., 2016; Laclau et al., 2017) and image processing (Papadakis, 2015).

Besides computation efficiency, we argue in next section why it is more appropriate to use ROT in our setting from a modeling perspective.

4 Learning to Recommend

For the ease of exposition, we refer two sides of the market as users and items as in e-commerce context. The methodology can be suitable in various applications where optimal matching is considered under stock limitations, such as marriage, cab hailing, college admission etc. Suppose we have user profiles $\{\mathbf{u}_i\}_{i=1,2,\dots,m} \subset \mathbb{R}^p$, item profiles $\{\mathbf{v}_j\}_{j=1,2,\dots,n} \subset \mathbb{R}^q$ and N_{ij} , the count of times user \mathbf{u}_i matches with item \mathbf{v}_j . Let $N = \sum_{i,j=1}^{m,n} N_{ij}$ be the sum of all matchings, $\hat{\pi}_{ij} = \frac{N_{ij}}{N}$ be the observed matching matrix and $\hat{\mathbf{r}} = \hat{\pi} \mathbf{1}, \hat{\mathbf{c}} = \hat{\pi}^T \mathbf{1}$ be the sample marginals.

Suppose we are also given two cost matrices C_u and C_v , measuring user-user dissimilarity and item-item dissimilarity respectively, we can then pick two appropriate constants λ_u and λ_v and use $d_{\lambda_u}(C_u, \mathbf{r}_1, \mathbf{r}_2)$ and $d_{\lambda_v}(C_v, \mathbf{c}_1, \mathbf{c}_2)$ to measure the dissimilarity of probability distributions $\mathbf{r}_1, \mathbf{r}_2$ over user profile space and that of $\mathbf{c}_1, \mathbf{c}_2$ over item profile space.

4.1 Modeling Observed Matching Matrix

The observed matching matrix $\hat{\pi}$ (hence the empirical marginals) often contains noisy, corrupted, and/or missing entries, hence it is more robust to employ a regularized optimal transport plan rather than enforce an exact matching to empirical data in cost function learning. To that end, we propose to use ROT $\pi^\lambda(C, \mathbf{r}, \mathbf{c})$ in our learning task. This also has several important benefits that take the following aspects into consideration:

Unobserved Features. For matched (user, item) pairs, they usually observe a complete set of each other's features. However, some of those are unobservable to researchers. Therefore, entropy term takes into consideration the possibility that there are important hidden features unavailable and the model may not be able to explain all matchings (Galichon and Salanié, 2010).

Enforced Diversity. In certain matching settings, diversity is enforced, as is the case when college admission committee making decisions on applications, diversity is usually an important criterion and committee may prefer underrepresented minorities. Entropy term captures the uncertainty introduced by diversity.

Aggregated Data. Sometimes due to privacy issues or insufficient number of matched (user, item) pairs, only grouped or aggregated data, rather than individual data are available. Accordingly, the grouped matching is denser than individual level matching and is less likely to exhibit sparsity.

4.2 Cost Function via Kernel Representation

The cost function $C_{ij} = c(\mathbf{u}_i, \mathbf{v}_j)$ is critically important as it determines utility loss of user \mathbf{u}_i and item \mathbf{v}_j . The lower the cost is, the more likely user \mathbf{u}_i will match item \mathbf{v}_j , subject to stock limit of items. A main contribution of this work is to learn an adaptive, nonlinear representation of the cost function from empirical matching data. To that end, we present several properties of cost function in optimal matching that support the feasibility.

First of all, we show in the following proposition that the cost function C can be uniquely determined by a ROT plan under certain conditions (e.g., C is a distance matrix).

Proposition 1 *If C_1 and C_2 are symmetric matrices, with same diagonal $\text{diag } C_1 = \text{diag } C_2$ and in the domain of mapping $\pi^\lambda(\cdot, \mathbf{r}, \mathbf{c})$, then $\pi^\lambda(C_1, \mathbf{r}, \mathbf{c}) = \pi^\lambda(C_2, \mathbf{r}, \mathbf{c})$ if and only if $C_1 = C_2$. In other words, $\pi^\lambda(\cdot, \mathbf{r}, \mathbf{c})$ is injective.*

Proof:

“ \implies ” The uniqueness is proved in [Sinkhorn and Knopp \(1967\)](#).

“ \impliedby ”: There exist positive vectors $\mathbf{a}_1, \mathbf{b}_1$ and $\mathbf{a}_2, \mathbf{b}_2$ such that

$$\begin{aligned}\pi^\lambda(C_1, \mathbf{r}, \mathbf{c}) &= \mathbf{diag}(\mathbf{a}_1) \exp(-\lambda C_1) \mathbf{diag}(\mathbf{b}_1) \\ \pi^\lambda(C_2, \mathbf{r}, \mathbf{c}) &= \mathbf{diag}(\mathbf{a}_2) \exp(-\lambda C_2) \mathbf{diag}(\mathbf{b}_2)\end{aligned}$$

If $\pi^\lambda(C_1, \mathbf{r}, \mathbf{c}) = \pi^\lambda(C_2, \mathbf{r}, \mathbf{c})$, we have

$$\exp(-\lambda C_1) = \mathbf{diag}(\mathbf{a}) \exp(-\lambda C_2) \mathbf{diag}(\mathbf{b})$$

where $\exp(\cdot)$ is component-wise exponential, $\mathbf{a} = \log \frac{\mathbf{a}_2}{\mathbf{a}_1}$, $\mathbf{b} = \log \frac{\mathbf{b}_2}{\mathbf{b}_1}$.

Since C_1, C_2 are symmetric matrices, it follows that $\mathbf{a} = s\mathbf{b}$. By appropriately rescaling \mathbf{a} and \mathbf{b} to make them equal, we have

$$\exp(-\lambda C_1) = \mathbf{diag}(\mathbf{w}) \exp(-\lambda C_2) \mathbf{diag}(\mathbf{w})$$

where $\mathbf{w} = \mathbf{a}/\sqrt{s}$. Inspecting (i, i) entry of both sides, we immediately conclude that $\mathbf{w} = \mathbf{1}$ and $C_1 = C_2$. \blacksquare

Secondly, as generalized distance functions ([Schölkopf, 2001](#)), we consider kernel function representation of the cost function in our model

$$c(\mathbf{u}_i, \mathbf{v}_j) = k(G\mathbf{u}_i, D\mathbf{v}_j)$$

where $k(\mathbf{x}, \mathbf{y})$ is a specific (possibly nonlinear) kernel, $G \in \mathbb{R}^{r \times p}$ and $D \in \mathbb{R}^{r \times q}$ are two unknown linear transformations to be learned. $G\mathbf{u}, D\mathbf{v}$ can be interpreted as the latent profile associated with users and items and are studied in ([Agarwal and Chen, 2009](#)).

For a wide class of commonly used kernels including linear kernel, polynomial kernel, sigmoid kernel and Gaussian kernel restricted on sphere, they depend only on the inner product of two arguments through a link function f

$$k(\mathbf{x}, \mathbf{y}) = f(\mathbf{x}^T \mathbf{y}).$$

For such kernels, we have $c(\mathbf{u}_i, \mathbf{v}_j) = f(\mathbf{u}_i^T G^T D \mathbf{v}_j)$ and it suffices to learn $A = G^T D$. In this case, cost matrix $C(A) = f(U^T A V)$ is parametrized by A and we refer A as interaction matrix. Here we apply f component-wise on $U^T A V$. For ease of presentation, we will work with kernels of this form.

4.3 Kernel Inference with Wasserstein Marginal Regularization

A straight forward approach to learn cost matrix $C(A)$ in kernel representation is through solving parameter A from

$$\min_A \text{KL}(\hat{\pi} || \pi) \tag{2}$$

where $\pi = \pi^\lambda(C(A), \hat{\mathbf{r}}, \hat{\mathbf{c}})$, i.e., one uses empirical marginals as hard constraints (Dupuy et al., 2016). In practice, however, the size of samples available is usually small compared with that of population, hence the empirical marginals inferred from samples can be incomplete and noisy, which causes a *systematic error* no smaller than $O(\max\{\|\Delta\mathbf{r}\|_1, \|\Delta\mathbf{c}\|_1\})$ as given in proposition 3.

Lemma 2 Suppose $\mathbf{r}_1, \mathbf{r}_2 \in \Sigma_m$, $\mathbf{c}_1, \mathbf{c}_2 \in \Sigma_n$ and $\Delta\mathbf{r} = \mathbf{r}_1 - \mathbf{r}_2, \Delta\mathbf{c} = \mathbf{c}_1 - \mathbf{c}_2$, we have

$$\min_{\substack{\pi_1 \in U(\mathbf{r}_1, \mathbf{c}_1) \\ \pi_2 \in U(\mathbf{r}_2, \mathbf{c}_2)}} \|\pi_1 - \pi_2\|_F^2 \geq \frac{m\|\Delta\mathbf{r}\|_2^2 + n\|\Delta\mathbf{c}\|_2^2}{mn}$$

where $\|\pi\|_F = \sqrt{\sum_{i=1}^m \sum_{j=1}^n \pi_{ij}^2}$ is Frobenius norm.

Proof: Denote $U^*(\mathbf{r}, \mathbf{c}) = \{\pi | \pi\mathbf{1} = \mathbf{r}, \pi^T\mathbf{1} = \mathbf{c}\}$. It is easily seen that $U(\mathbf{r}, \mathbf{c}) \subset U^*(\mathbf{r}, \mathbf{c})$ and

$$\min_{\substack{\pi_1 \in U(\mathbf{r}_1, \mathbf{c}_1) \\ \pi_2 \in U(\mathbf{r}_2, \mathbf{c}_2)}} \frac{1}{2} \|\pi_1 - \pi_2\|_F^2 \geq \min_{\substack{\pi_1 \in U^*(\mathbf{r}_1, \mathbf{c}_1) \\ \pi_2 \in U^*(\mathbf{r}_2, \mathbf{c}_2)}} \frac{1}{2} \|\pi_1 - \pi_2\|_F^2$$

Consider the Lagrangian function of right hand side minimization problem

$$\begin{aligned} L(\pi_1, \pi_2, \boldsymbol{\lambda}_1, \boldsymbol{\mu}_1, \boldsymbol{\lambda}_2, \boldsymbol{\mu}_2) &= \frac{1}{2} \|\pi_1 - \pi_2\|_F^2 \\ &\quad - \boldsymbol{\lambda}_1^T (\pi_1 \mathbf{1} - \mathbf{r}_1) - \boldsymbol{\mu}_1^T (\pi_1^T \mathbf{1} - \mathbf{c}_1) \\ &\quad - \boldsymbol{\lambda}_2^T (\pi_2 \mathbf{1} - \mathbf{r}_2) - \boldsymbol{\mu}_2^T (\pi_2^T \mathbf{1} - \mathbf{c}_2) \end{aligned}$$

The KKT condition is

$$\begin{cases} \frac{\partial L}{\partial \pi_1} = (\pi_1 - \pi_2) - \boldsymbol{\lambda}_1 \mathbf{1}^T - \mathbf{1} \boldsymbol{\mu}_1^T = 0 \\ \frac{\partial L}{\partial \pi_2} = (\pi_2 - \pi_1) - \boldsymbol{\lambda}_2 \mathbf{1}^T - \mathbf{1} \boldsymbol{\mu}_2^T = 0 \\ \frac{\partial L}{\partial \boldsymbol{\lambda}_1} = \pi_1 \mathbf{1} - \mathbf{r}_1 = 0 \\ \frac{\partial L}{\partial \boldsymbol{\mu}_1} = \pi_1^T \mathbf{1} - \mathbf{c}_1 = 0 \\ \frac{\partial L}{\partial \boldsymbol{\lambda}_2} = \pi_2 \mathbf{1} - \mathbf{r}_2 = 0 \\ \frac{\partial L}{\partial \boldsymbol{\mu}_2} = \pi_2^T \mathbf{1} - \mathbf{c}_2 = 0 \end{cases}$$

By solving KKT condition, we have $\boldsymbol{\lambda}_1 = \frac{\Delta\mathbf{r}}{n} + x\mathbf{1}$ and $\boldsymbol{\mu}_1 = \frac{\Delta\mathbf{c}}{m} + y\mathbf{1}$ where $x = \frac{\boldsymbol{\lambda}_1^T \mathbf{1}}{m}$ and $y = \frac{\boldsymbol{\mu}_1^T \mathbf{1}}{n}$ and

$$\begin{aligned} \|\pi_1 - \pi_2\|_F^2 &= \|\boldsymbol{\lambda}_1 \mathbf{1}^T + \mathbf{1} \boldsymbol{\mu}_1^T\|_F^2 \\ &= \left\| \frac{1}{n} \Delta\mathbf{r} \mathbf{1}^T + \frac{1}{m} \mathbf{1} \Delta\mathbf{c}^T + z \mathbf{1} \mathbf{1}^T \right\|_F^2 \quad (z = x + y) \\ &= \sum_{i=1}^m \sum_{j=1}^n \left(z + \frac{1}{m} \Delta\mathbf{c}_j + \frac{1}{n} \Delta\mathbf{r}_i \right)^2 \\ &= \left(mnz^2 + \frac{1}{m} \|\Delta\mathbf{c}\|_2^2 + \frac{1}{n} \|\Delta\mathbf{r}\|_2^2 \right) \\ &\geq \frac{m\|\Delta\mathbf{r}\|_2^2 + n\|\Delta\mathbf{c}\|_2^2}{mn} \end{aligned}$$

■

Proposition 3 *If empirical $\hat{\mathbf{r}}, \hat{\mathbf{c}}$ are off from true \mathbf{r}, \mathbf{c} by $\Delta\mathbf{r}, \Delta\mathbf{c}$, then the matching matrix π_{fix} recovered by solving (2) has error lower bounded by*

$$\|\pi_0 - \pi_{\text{fix}}\|_1 \geq \sqrt{\frac{\|\Delta\mathbf{r}\|_1^2 + \|\Delta\mathbf{c}\|_1^2}{mn}}$$

where $\|\pi\|_1 = \sum_{i,j=1}^{m,n} |\pi_{ij}|$ is the vector 1-norm, $\hat{\mathbf{r}}, \mathbf{r} \in \mathbb{R}^m$ and $\hat{\mathbf{c}}, \mathbf{c} \in \mathbb{R}^n$, π_0 is the ground truth matching matrix, $\pi_{\text{fix}} = \pi^\lambda(C(A^*), \hat{\mathbf{r}}, \hat{\mathbf{c}})$ and A^* solves problem (2).

Proof: We know $\pi_0 \in U(\mathbf{r}, \mathbf{c})$ and $\pi_{\text{fix}} \in U(\hat{\mathbf{r}}, \hat{\mathbf{c}})$, by lemma 2 and inequalities between 1-norm and 2-norm of vectors

$$\|\mathbf{x}\|_2 \leq \|\mathbf{x}\|_1 \leq \sqrt{d}\|\mathbf{x}\|_2$$

where $\mathbf{x} \in \mathbb{R}^d$, we have

$$\begin{aligned} \|\pi_0 - \pi_{\text{fix}}\|_1 &\geq \min_{\substack{\pi_1 \in U(\mathbf{r}, \mathbf{c}) \\ \pi_2 \in U(\hat{\mathbf{r}}, \hat{\mathbf{c}})}} \|\pi_1 - \pi_2\|_1 \\ &\geq \left(\min_{\substack{\pi_1 \in U(\mathbf{r}, \mathbf{c}) \\ \pi_2 \in U(\hat{\mathbf{r}}, \hat{\mathbf{c}})}} \|\pi_1 - \pi_2\|_F^2 \right)^{\frac{1}{2}} \\ &\geq \sqrt{\frac{m\|\Delta\mathbf{r}\|_2^2 + n\|\Delta\mathbf{c}\|_2^2}{mn}} \\ &\geq \sqrt{\frac{\|\Delta\mathbf{r}\|_1^2 + \|\Delta\mathbf{c}\|_1^2}{mn}} \end{aligned}$$

■

To address this issue, We propose a robust formulation with marginal relaxation. Concretely, we consider the following optimization problem.

$$\min_{A, \mathbf{r} \in \Sigma_m, \mathbf{c} \in \Sigma_n} \text{KL}(\hat{\pi}|\pi) + \delta(d_{\lambda_u}(C_u, \mathbf{r}, \hat{\mathbf{r}}) + d_{\lambda_v}(C_v, \mathbf{c}, \hat{\mathbf{c}})) \quad (3)$$

where $\pi = \pi^\lambda(C(A), \mathbf{r}, \mathbf{c})$ is the ROT plan of $d_\lambda(C(A), \mathbf{r}, \mathbf{c})$, δ is the relaxation parameter controlling the fitness of two marginals, $\lambda, \lambda_u, \lambda_v$ are hyper-parameters controlling the regularity of ROT distance used in the formulation.

The intuition of this formulation is that instead of enforcing noisy empirical marginals as hard constraints, we incorporate them as soft constraints in objective function. We use ROT as regularization for the following reasons. Firstly, optimal transport map tends to send neighboring probability mass to neighboring destinations hence can tolerate some noise caused by misclassified samples. Next, as an approximation of Wasserstein metric, it drives \mathbf{r}, \mathbf{c} to $\hat{\mathbf{r}}, \hat{\mathbf{c}}$ but also allows some uncertainty. Further, the computational-friendly property of ROT (Cuturi, 2013) also makes it attractive and can be used to derive an efficient algorithm to solve (3).

We assume access to C_u and C_v in our model because learning user-user/item-item similarity is relatively easier than our task, there are many existing work dedicated to that end (Cheung and Tian, 2004; Agarwal and Bharadwaj, 2013) and we want to single out and highlight our main contribution - learning the cost matrix that models the matching mechanism. In fact, our framework can also be easily generalized to learn C_u and C_v jointly if needed.

We postpone detailed algorithmic derivation of the solution of (3) to next section.

4.4 Recommendation with Learned Interaction Matrix

Once the interaction matrix A is learned, we may then use it to make recommendations. Concretely, for a group of new users $\{\tilde{\mathbf{u}}_i\}_{i=1,2,\dots,m}$ and items $\{\tilde{\mathbf{v}}_j\}_{j=1,2,\dots,n}$, we compute the distribution of users $\tilde{\mathbf{r}}$, the distribution of items $\tilde{\mathbf{c}}$, the cost matrix $\tilde{C}_{ij} = f(\tilde{\mathbf{u}}_i^T A \tilde{\mathbf{v}}_j)$ and $\tilde{\pi}^\lambda(\tilde{C}, \tilde{\mathbf{r}}, \tilde{\mathbf{c}})$. For each user $\tilde{\mathbf{u}}_i$, we scan the i -th row of $\tilde{\pi}^\lambda(\tilde{C}, \tilde{\mathbf{r}}, \tilde{\mathbf{c}})$ and find the largest k entries $\{\tilde{\pi}_{ii_1}, \tilde{\pi}_{ii_2}, \dots, \tilde{\pi}_{ii_k}\}$, then $\{\tilde{\mathbf{v}}_{i_1}, \tilde{\mathbf{v}}_{i_2}, \dots, \tilde{\mathbf{v}}_{i_k}\}$ have the highest probability of matching with user $\tilde{\mathbf{u}}_i$ so we recommend them to user $\tilde{\mathbf{u}}_i$. Similarly, we may recommend top- k users $\{\tilde{\mathbf{u}}_{j_1}, \tilde{\mathbf{u}}_{j_2}, \dots, \tilde{\mathbf{u}}_{j_k}\}$ to item $\tilde{\mathbf{v}}_j$.

5 Derivation of Optimization Algorithm

In this section, we propose an efficient alternating minimization algorithm to solve problem (3).

Since the constraint set of ROT problem satisfies Slater's condition (Boyd and Vandenberghe, 2004), we have by strong duality that

$$d_\lambda(C, \mathbf{r}, \mathbf{c}) = \max_{\mathbf{z}} \langle \mathbf{z}, \mathbf{r} \rangle + \langle \mathbf{z}^C, \mathbf{c} \rangle - \frac{1}{\lambda}$$

where $z_j^C = \frac{1}{\lambda} \log c_j - \frac{1}{\lambda} \log(\sum_{i=1}^m e^{\lambda(z_i - C_{ij})})$. \mathbf{z}, \mathbf{z}^C are essentially the Lagrangian multipliers corresponding to constraints $\pi \mathbf{1} = \mathbf{r}$ and $\pi^T \mathbf{1} = \mathbf{c}$. See also (Genevay et al., 2016). Hence we have

$$\begin{aligned} d_{\lambda_u}(C_u, \mathbf{r}, \hat{\mathbf{r}}) &= \max_{\mathbf{z}} \langle \mathbf{z}, \mathbf{r} \rangle + \langle \mathbf{z}^{C_u}, \hat{\mathbf{r}} \rangle - \frac{1}{\lambda_u} \\ d_{\lambda_v}(C_v, \mathbf{c}, \hat{\mathbf{c}}) &= \max_{\mathbf{w}} \langle \mathbf{w}, \mathbf{c} \rangle + \langle \mathbf{w}^{C_v}, \hat{\mathbf{c}} \rangle - \frac{1}{\lambda_v} \end{aligned}$$

where $z_j^{C_u} = \frac{1}{\lambda_u} \log \hat{r}_j - \frac{1}{\lambda_u} \log(\sum_{i=1}^m e^{\lambda_u(z_i - C_{uij})})$ and $w_j^{C_v} = \frac{1}{\lambda_v} \log \hat{c}_j - \frac{1}{\lambda_v} \log(\sum_{i=1}^n e^{\lambda_v(w_i - C_{vij})})$. Given sample marginals, we see that once \mathbf{z}, \mathbf{w} are fixed, $\mathbf{z}^{C_u}, \mathbf{w}^{C_v}$ are also fixed.

Then we can convert (3) into a min-max problem

$$\min_{A, \mathbf{r}, \mathbf{c}} \max_{\mathbf{z}, \mathbf{w}} - \sum_{i=1}^m \sum_{j=1}^n \hat{\pi}_{ij} \log \pi_{ij} + \delta(\langle \mathbf{z}, \mathbf{r} \rangle + \langle \mathbf{z}^{C_u}, \hat{\mathbf{r}} \rangle + \langle \mathbf{w}, \mathbf{c} \rangle + \langle \mathbf{w}^{C_v}, \hat{\mathbf{c}} \rangle) \quad (4)$$

where constants are omitted. The optimal solution is a saddle-point of the objective in (4).

To solve this min-max problem, we alternately update the primal variable $(A, \mathbf{r}, \mathbf{c})$ and dual variable (\mathbf{z}, \mathbf{w}) , each time with the other one fixed.

5.1 Update $(A, \mathbf{r}, \mathbf{c})$ for fixed (\mathbf{z}, \mathbf{w})

Now $\mathbf{z}, \mathbf{w}, \mathbf{z}^{C_u}, \mathbf{w}^{C_v}$ are all fixed, and we need to solve

$$\min_{A, \mathbf{r}, \mathbf{c}} - \sum_{i=1}^m \sum_{j=1}^n \hat{\pi}_{ij} \log \pi_{ij} + \delta(\langle \mathbf{z}, \mathbf{r} \rangle + \langle \mathbf{w}, \mathbf{c} \rangle)$$

where $\pi = \pi^\lambda(C(A), \mathbf{r}, \mathbf{c})$.

Note that $\pi_{ij} = e^{\lambda(a_i + b_j - C_{ij})}$ for some \mathbf{a}, \mathbf{b} , such that $\pi \mathbf{1} = \mathbf{r}$, $\pi^T \mathbf{1} = \mathbf{c}$, and $\mathbf{1}^T \pi \mathbf{1} = 1$. Therefore we can rewrite the minimization in an equivalent form:

$$\begin{aligned} \min_{\mathbf{A}, \mathbf{a}, \mathbf{b}} & - \sum_{i=1}^m \sum_{j=1}^n \hat{\pi}_{ij} \log \pi_{ij} + \delta(\langle \mathbf{z}, \pi \mathbf{1} \rangle + \langle \mathbf{w}, \pi^T \mathbf{1} \rangle) \\ \text{subject to } & \mathbf{1}^T \pi \mathbf{1} = \sum_{i=1}^m \sum_{j=1}^n e^{\lambda(a_i + b_j - C_{ij})} = 1 \end{aligned} \quad (5)$$

For fixed A , denote the optimum of objective function in equation (5) subject to the constraint by

$$E(C(A)) := \min_{\mathbf{a}, \mathbf{b}} - \sum_{i=1}^m \sum_{j=1}^n \hat{\pi}_{ij} \log \pi_{ij} + \delta(\langle \mathbf{z}, \pi \mathbf{1} \rangle + \langle \mathbf{w}, \pi^T \mathbf{1} \rangle) \quad (6)$$

$$\text{subject to } \sum_{i=1}^m \sum_{j=1}^n e^{\lambda(a_i + b_j - C_{ij})} = 1$$

Recall that the ultimate goal in this step is to find the interaction matrix A that cost C depends on, such that the minimum above can be attained. For any A , we have the expression $C(A)$, written in kernel representation parameterized by interaction matrix A . Therefore the minimization above is equivalent to

$$\min_A E(C(A)) \quad (7)$$

To solve (7), the critical step is to evaluate gradient $\nabla_A E(C(A))$ and we have

Proposition 4 *The gradient of $E(C(A))$ is*

$$\nabla_A E = \sum_{i=1}^m \sum_{j=1}^n \lambda [\hat{\pi}_{ij} + (\theta - \delta(z_i + w_j)) \pi_{ij}] C'_{ij}(A)$$

where θ is the Lagrangian multiplier of the constrained minimization problem in equation (6).

Proof: By chain rule, we have that

$$\nabla_A E = \sum_{i=1}^m \sum_{j=1}^n \frac{\partial E}{\partial C_{ij}} \frac{\partial C_{ij}}{\partial A}$$

With the kernel representation, $C'_{ij}(A)$ is readily available. For fixed $C = C(A)$, by envelop theorem [Milgrom and Segal \(2002\)](#), we have

$$\begin{aligned} \nabla_{C_{ij}} E(C) &= \frac{\partial}{\partial C_{ij}} \left\{ - \sum_{s=1}^m \sum_{t=1}^n \hat{\pi}_{st} \log \pi_{st} + \delta \langle \mathbf{z}, \pi \mathbf{1} \rangle + \delta \langle \mathbf{w}, \pi^T \mathbf{1} \rangle - \theta \sum_{s=1}^m \sum_{t=1}^n e^{\lambda(a_s + b_t - C_{st})} \right\} \\ &= \sum_{s=1}^m \sum_{t=1}^n \left[- \frac{\hat{\pi}_{st}}{\pi_{st}} + \delta(z_s + w_t) - \theta \right] \frac{\partial \pi_{st}}{\partial C_{ij}} \quad (\pi_{st} = e^{\lambda(a_s + b_t - C_{st})}) \\ &= \lambda [\hat{\pi}_{ij} + (\theta - \delta(z_i + w_j)) \pi_{ij}] \end{aligned}$$

■

Therefore, for each evaluation of $\nabla_C E$, we need to solve minimization problem (6) once. If we denote $\xi_i = e^{\lambda a_i}$, $\eta_j = e^{\lambda b_j}$, $Z_{ij} = e^{-\lambda C_{ij}}$ and $M_{ij} = \delta(z_i + w_j)Z_{ij}$, then the constrained minimization in equation (6) is equivalent to

$$\min_{\xi, \eta} -\langle \hat{r}, \log \xi \rangle - \langle \hat{c}, \log \eta \rangle + \xi^T M \eta, \quad \text{s.t. } \xi^T Z \eta = 1$$

where logarithm is component-wise and constants are omitted.

Note that this is a non-convex optimization problem, both the objective function and constraints are non-convex which is difficult to solve in general. However, once we fix η , the problem with respect to ξ alone is a convex problem and vice versa. We can solve this problem efficiently by alternately updating ξ, η .

Proposition 5 *Denote*

$$h(\xi, \eta) = -\langle \hat{r}, \log \xi \rangle - \langle \hat{c}, \log \eta \rangle + \xi^T M \eta$$

Initialize $\xi^{(0)}, \eta^{(0)}$ and alternately update $\xi^{(k)}, \eta^{(k)}$ in the following fashion

$$\xi^{(k)} = \arg \min_{\xi^T Z \eta^{(k-1)} = 1} h(\xi, \eta^{(k-1)}) \quad (8)$$

$$\eta^{(k)} = \arg \min_{\xi^{(k)T} Z \eta = 1} h(\xi^{(k)}, \eta) \quad (9)$$

If $\lim_{k \rightarrow \infty} (\xi^{(k)}, \eta^{(k)}, \theta_1^{(k)}, \theta_2^{(k)}) = (\xi^, \eta^*, \theta_1^*, \theta_2^*)$, then $\theta_1^* = \theta_2^*$ and (ξ^*, η^*) is a local minimizer of h , where $\theta_1^{(k)}$ and $\theta_2^{(k)}$ are Lagrangian multipliers corresponding to problem (8) and (9).*

Proof: From the definition of $E(C(A))$, it is easily seen that $h(\xi, \eta)$ is lower bounded. Moreover, since

$$h(\xi^{(k)}, \eta^{(k)}) \leq h(\xi^{(k)}, \eta^{(k-1)}) \leq h(\xi^{(k-1)}, \eta^{(k-1)})$$

we have $h(\xi^{(k)}, \eta^{(k)}) \downarrow h(\xi^*, \eta^*)$.

The KKT condition of solving for $\xi^{(k)}$ and $\eta^{(k)}$ are

$$-\frac{\hat{r}}{\xi^{(k)}} + M \eta^{(k-1)} - \theta_1^{(k)} Z \eta^{(k-1)} = 0 \quad (10)$$

$$\xi^{(k)T} Z \eta^{(k-1)} = 1$$

$$-\frac{\hat{c}}{\eta^{(k)}} + M^T \xi^{(k)} - \theta_2^{(k)} Z^T \xi^{(k)} = 0 \quad (11)$$

$$\xi^{(k)T} Z \eta^{(k)} = 1$$

Let k tend to infinity and take inner product with ξ^* for equation (10) and take inner product with η^* for equation (11), compare two equations and use the fact that both \hat{r} and \hat{c} are probability vectors, we find that $\theta_1^* = \theta_2^*$ (denoted by θ^*) and $(\xi^*, \eta^*, \theta^*)$ solves the joint KKT condition. Therefore, (ξ^*, η^*) is a local minimizer and $h^* = h(\xi^*, \eta^*)$ is a local minimum. ■

Once we obtain $(\boldsymbol{\xi}^*, \boldsymbol{\eta}^*, \theta^*)$, we can then get $(\mathbf{a}, \mathbf{b}, \theta)$ by setting $\mathbf{a} = \frac{1}{\lambda} \log \boldsymbol{\xi}^*$ and $\mathbf{b} = \frac{1}{\lambda} \log \boldsymbol{\eta}^*$ and $\theta = \theta^*$. Then plug in $(\mathbf{a}, \mathbf{b}, \theta)$ to evaluate $\nabla_C E$ for the current $C = C(A)$.

A careful analysis of the KKT condition of equation (8) and (9) shows that $\theta_1^{(k)}$ is the root of

$$p(\theta) = \left\langle \frac{\hat{\mathbf{r}} \odot (Z\boldsymbol{\eta}^{(k-1)})}{(M - \theta Z)\boldsymbol{\eta}^{(k-1)}}, \mathbf{1} \right\rangle$$

We can solve this univariate root finding problem efficiently by leveraging off-the-shelf implementation. After obtaining $\theta_1^{(k)}$, we can update $\boldsymbol{\xi}^{(k)} = \frac{\hat{\mathbf{r}}}{(M - \theta_1^{(k)} Z)\boldsymbol{\eta}^{(k-1)}}$ directly. Similar, $\theta_2^{(k)}$ is the root of

$$q(\theta) = \left\langle \frac{\hat{\mathbf{c}} \odot (Z^T \boldsymbol{\xi}^{(k)})}{(M - \theta Z)^T \boldsymbol{\xi}^{(k)}}, \mathbf{1} \right\rangle$$

and update of $\boldsymbol{\eta}^{(k)} = \frac{\hat{\mathbf{c}}}{(M - \theta_2^{(k)} Z)^T \boldsymbol{\xi}^{(k)}}$ can be also done in the same fashion. Computationally, this approach to solving problem (8) and (9) is much cheaper than gradient-type iterative methods when m and/or n are large.

5.2 Update (\mathbf{z}, \mathbf{w}) for fixed $(A, \mathbf{r}, \mathbf{c})$

When $(A, \mathbf{r}, \mathbf{c})$ are fixed, hence π is also fixed, we then only need to solve

$$\max_{\mathbf{z}, \mathbf{w}} \langle \mathbf{z}, \pi \mathbf{1} \rangle + \langle \mathbf{z}^{C_u}, \hat{\mathbf{r}} \rangle + \langle \mathbf{w}, \pi^T \mathbf{1} \rangle + \langle \mathbf{w}^{C_v}, \hat{\mathbf{c}} \rangle$$

and this is equivalent to applying Sinkhorn-Knopp algorithm to compute $d_{\lambda_u}(C_u, \mathbf{r}, \hat{\mathbf{r}})$ and $d_{\lambda_v}(C_v, \mathbf{c}, \hat{\mathbf{c}})$.

To summarize, in each iteration, we perform a gradient-type update for A , followed by two calls of Sinkhorn-Knopp algorithm for $d_{\lambda_u}(C_u, \mathbf{r}, \hat{\mathbf{r}})$ and $d_{\lambda_v}(C_v, \mathbf{c}, \hat{\mathbf{c}})$. Algorithm 1 describes the algorithm in detail.

The time complexity of our algorithm is $O(L(mnpq + KT_0 + (R + K)mn))$ where T_0 is the time cost of root-finding algorithm, R is the number of iterations in Sinkhorn-Knopp algorithm and $mnpq$ term is due to the evaluation of ∇_A . Sinkhorn-Knopp algorithm is known to have linear convergence (Franklin and Lorenz, 1989) and empirically, we have observed the algorithm usually converges in a few steps hence we may safely set R to a relatively small number in practice. The space complexity is $O(mnpq)$ (storing $C'_{ij}(A)$ to save run time).

6 Experiments

In this section, we evaluate our model on both synthetic data and real world marriage dataset. For synthetic dataset, we illustrate its robustness against fixed marginal approach and show our model can achieve better performance in learning cost matrix C . For real world marriage dataset, we illustrate the wide applicability of our model in online dating recommendation.

Algorithm 1 Solve Relaxed Marginal Formulation

Input: observed matching matrix $\hat{\pi}$, cost matrices C_u, C_v , regularization parameter $\lambda, \lambda_u, \lambda_v$

for $l = 1, 2, \dots, L$ **do**

$Z \leftarrow \exp(-\lambda C)$

$M \leftarrow \delta(z\mathbf{1}^T + \mathbf{1}w^T) \odot Z$

 Initialize $\boldsymbol{\xi}^{(0)}, \boldsymbol{\eta}^{(0)}$

for $k = 1, 2, \dots, K$ **do**

$\theta_1^{(k)} \leftarrow \text{root of } p(\theta)$

$\boldsymbol{\xi}^{(k)} \leftarrow \frac{\hat{\mathbf{r}}}{(M - \theta_1^{(k)} Z) \boldsymbol{\eta}^{(k-1)}}$

$\theta_2^{(k)} \leftarrow \text{root of } q(\theta)$

$\boldsymbol{\eta}^{(k)} \leftarrow \frac{\hat{\mathbf{c}}}{(M - \theta_2^{(k)} Z)^T \boldsymbol{\xi}^{(k)}}$

end for

$\mathbf{a} \leftarrow \frac{1}{\lambda} \log \boldsymbol{\xi}^{(k)}, \quad \mathbf{b} \leftarrow \frac{1}{\lambda} \boldsymbol{\eta}^{(k)}, \quad \theta = \theta_1^{(k)}$

$\pi \leftarrow \exp(\lambda(\mathbf{a}\mathbf{1}^T + \mathbf{1}\mathbf{b}^T - C))$

$\nabla_A \leftarrow \sum_{i,j=1}^{m,n} \lambda[\hat{\pi}_{ij} + (\theta - \delta(z_i + w_j)\pi_{ij})C'_{ij}](A)$

$A \leftarrow A - s\nabla_A$

$\mathbf{a}_1 \leftarrow \text{Sinkhorn-Knopp}(C_u, \pi\mathbf{1}, \hat{\mathbf{r}}, \lambda_u)[1]$ \triangleright 0-indexed

$\mathbf{a}_2 \leftarrow \text{Sinkhorn-Knopp}(C_v, \pi^T\mathbf{1}, \hat{\mathbf{c}}, \lambda_v)[1]$

$\mathbf{z} \leftarrow \frac{1}{\lambda_u} \log \mathbf{a}_1$

$\mathbf{w} \leftarrow \frac{1}{\lambda_v} \log \mathbf{a}_2$

end for

6.1 Synthetic Data

We set $\lambda = \lambda_u = \lambda_v = 1$ and simulate $m = 20$ user profiles $\{\mathbf{u}_i\}_{i=1,2,\dots,20}$, each of dimension $p = 10$, $n = 20$ item profiles $\{\mathbf{v}_j\}_{j=1,2,\dots,20}$, each of dimension $q = 8$, two probability vectors $\mathbf{r}_0 \in \mathbb{R}^{20}, \mathbf{c}_0 \in \mathbb{R}^{20}$, a random interaction matrix A_0 of size 10×8 and select polynomial kernel $k(\mathbf{x}, \mathbf{y}) = (\gamma\mathbf{x}^T\mathbf{y} + c_0)^d$ where we set $\gamma = 0.05, c_0 = 1, d = 2$, hence $C_{0ij} = (0.05\mathbf{u}_i^T A \mathbf{v}_j + 1)^2$. For C_u, C_v , we randomly generate $m = 20$ and $n = 20$ points from $\mathcal{N}(\mathbf{0}, 5I_2)$ on plane and use their Euclidean distance matrix as C_u and C_v . The actual ROT plan is given by

$$\pi_0 = \pi^\lambda(C_0, \mathbf{r}_0, \mathbf{c}_0)$$

We then add noise to each component of π_0 to obtain $\hat{\pi}$

$$\hat{\pi}_{ij} = \frac{\pi_{0ij} + |\epsilon_{ij}|}{\sum_{i,j=1}^{m,n} \pi_{0ij} + |\epsilon_{ij}|}$$

where ϵ_{ij} are i.i.d $\mathcal{N}(0, \sigma^2)$ random variables. In algorithm 1, we set the number of iterations in outer loop $L = 50$, the number of iterations in inner loop $K = 20$ and the step size of gradient descent $s = 0.1$.

We first compare the ROT plan π_{fix} learned by fixed marginal approach and π_{relax} learned by marginal relaxation approach with the actual plan π_0 using KL divergence. Next, Setting noise size $\sigma = 10^{-3}$, relaxation parameter $\delta = 0.001$, the number of iterations in outer loop

$L = 100$ and learning rate in gradient descent $s = 10$, we then run algorithm 1 to compare the performance of recovering cost matrix C_0 .

Figure 1 shows results for different relaxation parameter δ and difference noise size σ . Figure 2 visually illustrates the robustness of our proposed formulation. Figure 3 shows the comparison of the performance of recovering C_0 .

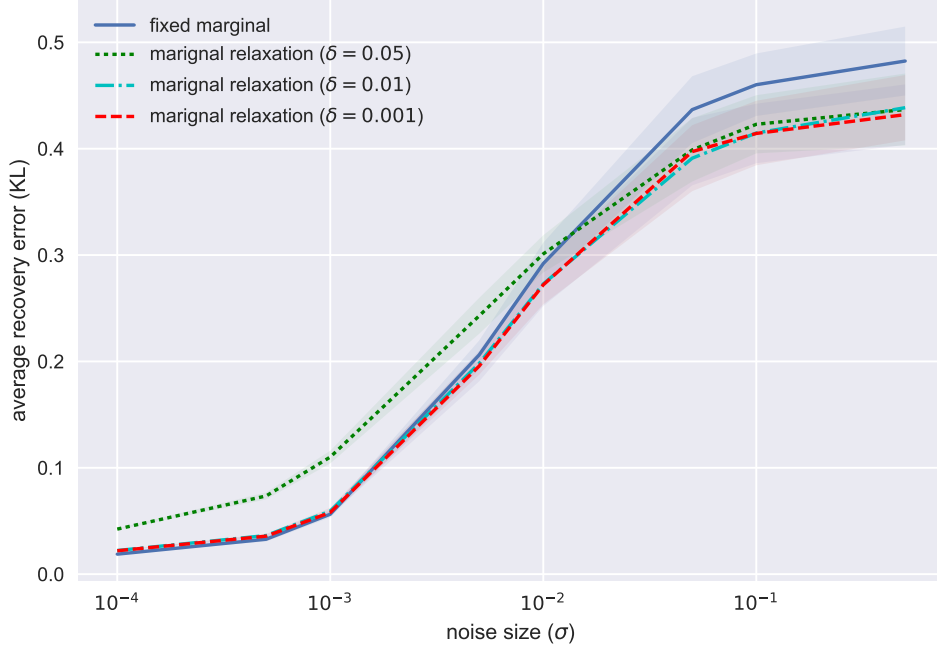


Figure 1: Comparison of recovery performance of fixed marginal approach and marginal relaxation approach. For each noise size σ , we simulate ϵ_{ij} 50 times and run algorithm 1. The shaded region is one standard deviation.

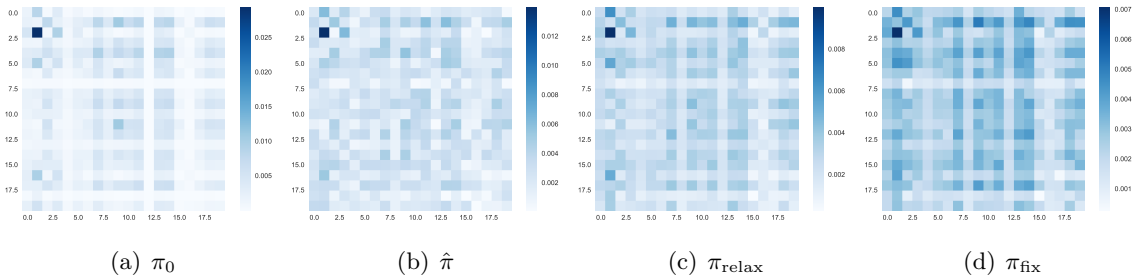


Figure 2: Comparison of (a) actual matching matrix π_0 (b) noised matching matrix $\hat{\pi}$ (c) matching matrix π_{relax} learned by marginal relaxation approach (d) matching matrix π_{fix} learned with fixed marginal approach (noise size $\sigma = 8 \times 10^{-3}$)

Robustness From figure 1, we see that all three models of marginal relaxation with different relaxation parameters demonstrate better robustness than fixed marginal model does when noise size is large. If δ is set too large ($\delta = 0.05$), the entropy term in regularization tends to negatively affect recovery performance when noise size is modestly small. If δ is tuned carefully

($\delta = 0.01, 0.001$), our model can achieve comparable performance even when noise size is small. Moreover, we observe that curves corresponding to different δ intersect with the curve of fixed marginal at different noise size. Therefore, if prior knowledge or statistical estimate of noise size is available, we may tune δ accordingly. Figure 2 visually illustrates π_0 , $\hat{\pi}$, π_{relax} and π_{fix} where the noise size is set as $\sigma = 8 \times 10^{-3}$. We see that when noise is of this size, it can significantly corrupt the actual matching matrix. π_{relax} exhibits less distortion compared to π_{fix} , which corroborates the robustness of our proposed formulation again. To sum up, we show that with appropriately tuned relaxation parameter, our marginal relaxation approach is superior to fixed marginal approach.

Performance on Cost Recovery Besides being more robust, figure 3 also illustrates that our model can learn the structure of cost matrix far more better than fixed marginal mode does. We also report the similarity quantitatively using cosine similarity

$$\cos\langle C_0, C_{\text{relax}} \rangle = 0.9911, \quad \cos\langle C_0, C_{\text{fix}} \rangle = 0.65963$$

where $\cos\langle M_1, M_2 \rangle = \frac{\langle M_1, M_2 \rangle}{\|M_1\|_F \|M_2\|_F}$. Our approach significantly improves the recovery performance by a huge margin and is able to reveal the structure of actual cost matrix.

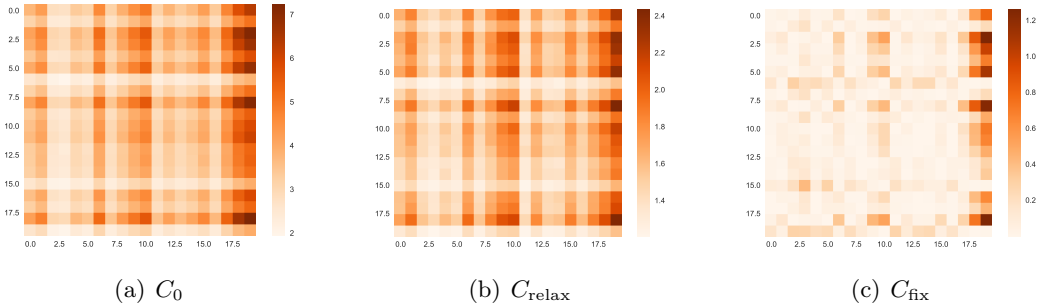


Figure 3: Comparison of (a) actual cost matrix C_0 (b) cost matrix C_{relax} learned using marginal relaxation formulation and (c) cost matrix C_{fix} learned using fixed marginal formulation

6.2 Marriage Dataset

We evaluate our proposed model on the Dutch Household Survey (DHS) dataset from 2005 to 2014 excluding 2008 (due to data field inconsistency). After data cleaning, the dataset consists of 2475 pairs of couple and for each person we extract 11 features including education level, height, weight, health and 6 characteristic traits, namely irresponsible, accurate, ever-ready, disciplined, ordered, clumsy and detail-oriented.

Education levels are categorized into elementary-education, middle-education and high-education and then mapped linearly onto $[0, 1]$. Height and weight data fields are normalized by dividing the largest height/weight. Health and characteristic features are measured on 0-5 scale and we rescale them onto unit interval.

We use K-means algorithm to cluster men and women into $n_{\text{cluster}} = 50$ groups, respectively. We select each cluster center as the representative of each group. Performing clustering can

better illustrate the applicability of our model to distributional setting, it also helps to reduce problem size.

We randomly generate $m = 50$ and $n = 50$ points from $\mathcal{N}(\mathbf{0}, 5I_2)$ on plane and use their Euclidean distance matrix as C_u and C_v and set $\lambda = \lambda_u = \lambda_v = 1$. We run algorithm 1 for polynomial kernel $k(\mathbf{x}, \mathbf{y}) = (0.05\mathbf{x}^T\mathbf{y} + 1)^2$ linear kernel $k(\mathbf{x}, \mathbf{y}) = 0.1\mathbf{x}^T\mathbf{y}$ and sigmoid kernel $k(\mathbf{x}, \mathbf{y}) = \tanh(0.2\mathbf{x}^T\mathbf{y} + 1)$ with relaxation parameter $\delta = 0.001$.

Figure 4 shows the learned matching matrix of three kernels. All three kernels can capture the basic pattern of observed matching matrix. Figure 5 shows the learned interaction matrix of three kernels. Although they have different scale and pattern, they still share some similarities. For example, the top left corner and (7, 7) entry (0-indexed) of each interaction matrix, corresponding to (education, education) and (disciplined, disciplined) feature pairs respectively, are among the lightest grids in each matrix. This observation suggests that well-educated and/or well-disciplined men and women tend to attract each other and have a higher probability to match, which is in accordance with our common sense.

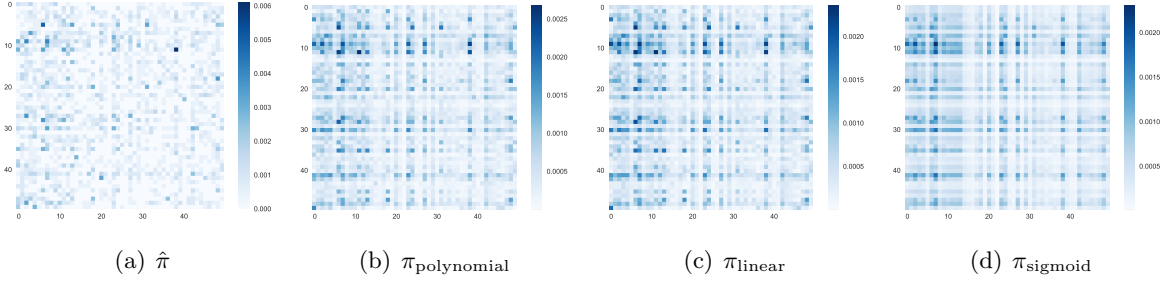


Figure 4: (a) observed matching matrix $\hat{\pi}$ (b) matching matrix $\pi_{\text{polynomial}}$ learned with polynomial kernel (c) matching matrix π_{linear} learned with linear kernel (d) matching matrix π_{sigmoid} learned with sigmoid kernel

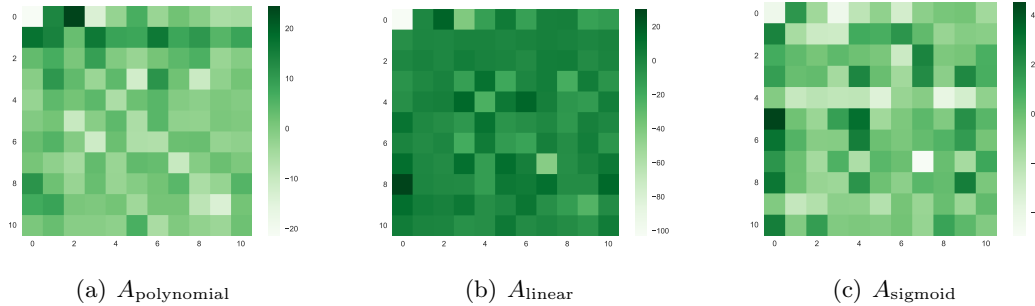


Figure 5: (a) interaction matrix $A_{\text{polynomial}}$ learned with polynomial kernel (b) interaction matrix A_{linear} learned with linear kernel (c) interaction matrix A_{sigmoid} learned with sigmoid kernel

7 Conclusion

In this paper, we develop a novel optimal-transport-based recommendation system. Our work builds the connection between these two areas and is a natural choice of modeling internal matching mechanism of many markets. We have shown our proposed marginal relaxation

approach via regularized Wasserstein distance is more robust than the state-of-art fixed marginal approach experimentally.

In the future, our work can be further continued in multiple directions. First, our model does batch recommendation for a group of users and items and we would like to develop online algorithm to deal with streaming data and make recommendation for a previous unseen user/item in an online fashion. A recent method proposed by (Perrot et al., 2016) that allows to update the plan using out-of-sample data without recomputing it may be useful. Second, we may consider control problems related to this setting, how can a user maximize his utility by investing resources to improve some features with a budget limit or how to maximize profit for business side (Azaria et al., 2013).

References

- Adomavicius, G. and Tuzhilin, A. (2005). Toward the next generation of recommender systems: A survey of the state-of-the-art and possible extensions. *IEEE transactions on knowledge and data engineering*, 17(6):734–749.
- Agarwal, D. and Chen, B.-C. (2009). Regression-based latent factor models. In *Proceedings of the 15th ACM SIGKDD international conference on Knowledge discovery and data mining*, pages 19–28. ACM.
- Agarwal, V. and Bharadwaj, K. (2013). A collaborative filtering framework for friends recommendation in social networks based on interaction intensity and adaptive user similarity. *Social Network Analysis and Mining*, 3(3):359–379.
- Azaria, A., Hassidim, A., Kraus, S., Eshkol, A., Weintraub, O., and Netanel, I. (2013). Movie recommender system for profit maximization. In *Proceedings of the 7th ACM conference on Recommender systems*, pages 121–128. ACM.
- Benamou, J.-D., Carlier, G., Cuturi, M., Nenna, L., and Peyré, G. (2015). Iterative bregman projections for regularized transportation problems. *SIAM Journal on Scientific Computing*, 37(2):A1111–A1138.
- Boyd, S. and Vandenberghe, L. (2004). *Convex optimization*. Cambridge university press.
- Brickell, J., Dhillon, I. S., Sra, S., and Tropp, J. A. (2008). The metric nearness problem. *SIAM Journal on Matrix Analysis and Applications*, 30(1):375–396.
- Brozovsky, L. and Petricek, V. (2007). Recommender system for online dating service. *arXiv preprint cs/0703042*.
- Burke, R. (2002). Hybrid recommender systems: Survey and experiments. *User modeling and user-adapted interaction*, 12(4):331–370.
- Carlier, G. and Ekeland, I. (2010). Matching for teams. *Economic theory*, 42(2):397–418.

- Cheung, K.-W. and Tian, L. F. (2004). Learning user similarity and rating style for collaborative recommendation. *Information Retrieval*, 7(3-4):395–410.
- Cominetti, R. and San Martín, J. (1994). Asymptotic analysis of the exponential penalty trajectory in linear programming. *Mathematical Programming*, 67(1-3):169–187.
- Cuturi, M. (2013). Sinkhorn distances: Lightspeed computation of optimal transport. In *Advances in neural information processing systems*, pages 2292–2300.
- Cuturi, M. and Avis, D. (2014). Ground metric learning. *Journal of Machine Learning Research*, 15(1):533–564.
- Cuturi, M. and Doucet, A. (2014). Fast computation of wasserstein barycenters. In *International Conference on Machine Learning*, pages 685–693.
- Dupuy, A., Galichon, A., and Sun, Y. (2016). Estimating matching affinity matrix under low-rank constraints.
- Franklin, J. and Lorenz, J. (1989). On the scaling of multidimensional matrices. *Linear Algebra and its applications*, 114:717–735.
- Galichon, A. and Salanié, B. (2010). Matching with trade-offs: Revealed preferences over competing characteristics.
- Genevay, A., Cuturi, M., Peyré, G., and Bach, F. (2016). Stochastic optimization for large-scale optimal transport. In *Advances in Neural Information Processing Systems*, pages 3440–3448.
- Genevay, A., Peyré, G., Cuturi, M., et al. (2017). Learning generative models with sinkhorn divergences. Technical report.
- Guillaumin, M., Verbeek, J., and Schmid, C. (2009). Is that you? metric learning approaches for face identification. In *Computer Vision, 2009 IEEE 12th international conference on*, pages 498–505. IEEE.
- Huang, S. (2017). *Friend recommendation in social multimedia networks*. PhD thesis.
- Laclau, C., Redko, I., Matei, B., Bennani, Y., and Brault, V. (2017). Co-clustering through optimal transport. *arXiv preprint arXiv:1705.06189*.
- Milgrom, P. and Segal, I. (2002). Envelope theorems for arbitrary choice sets. *Econometrica*, 70(2):583–601.
- Nguyen, H. V. and Bai, L. (2010). Cosine similarity metric learning for face verification. In *Asian conference on computer vision*, pages 709–720. Springer.
- Papadakis, N. (2015). *Optimal Transport for Image Processing*. PhD thesis, Université de Bordeaux.
- Pazzani, M. J. and Billsus, D. (2007). Content-based recommendation systems. In *The adaptive web*, pages 325–341. Springer.

- Pele, O. and Werman, M. (2009). Fast and robust earth mover’s distances. In *Computer vision, 2009 IEEE 12th international conference on*, pages 460–467. IEEE.
- Perrot, M., Courty, N., Flamary, R., and Habrard, A. (2016). Mapping estimation for discrete optimal transport. In *Advances in Neural Information Processing Systems*, pages 4197–4205.
- Pizzato, L., Rej, T., Akehurst, J., Koprinska, I., Yacef, K., and Kay, J. (2013). Recommending people to people: the nature of reciprocal recommenders with a case study in online dating. *User Modeling and User-Adapted Interaction*, 23(5):447–488.
- Qian, Y., Vazquez, E., and Sengupta, B. (2017). Differential geometric retrieval of deep features. In *2017 IEEE International Conference on Data Mining Workshops (ICDMW)*, pages 539–544. IEEE.
- Ricci, F., Rokach, L., and Shapira, B. (2011). Introduction to recommender systems handbook. In *Recommender systems handbook*, pages 1–35. Springer.
- Rolet, A., Cuturi, M., and Peyré, G. (2016). Fast dictionary learning with a smoothed wasserstein loss. In *Artificial Intelligence and Statistics*, pages 630–638.
- Sarwar, B., Karypis, G., Konstan, J., and Riedl, J. (2001). Item-based collaborative filtering recommendation algorithms. In *Proceedings of the 10th international conference on World Wide Web*, pages 285–295. ACM.
- Schölkopf, B. (2001). The kernel trick for distances. In *Advances in neural information processing systems*, pages 301–307.
- Sinkhorn, R. and Knopp, P. (1967). Concerning nonnegative matrices and doubly stochastic matrices. *Pacific Journal of Mathematics*, 21(2):343–348.
- Villani, C. (2008). *Optimal transport: old and new*, volume 338. Springer Science & Business Media.
- Wang, F. and Guibas, L. J. (2012). Supervised earth movers distance learning and its computer vision applications. In *European Conference on Computer Vision*, pages 442–455. Springer.
- Wilson, A. G. (1969). The use of entropy maximising models, in the theory of trip distribution, mode split and route split. *Journal of Transport Economics and Policy*, pages 108–126.
- Xing, E. P., Jordan, M. I., Russell, S. J., and Ng, A. Y. (2003). Distance metric learning with application to clustering with side-information. In *Advances in neural information processing systems*, pages 521–528.
- Zhang, Y., Zhao, Q., Zhang, Y., Friedman, D., Zhang, M., Liu, Y., and Ma, S. (2016). Economic recommendation with surplus maximization. In *Proceedings of the 25th International Conference on World Wide Web*, pages 73–83. International World Wide Web Conferences Steering Committee.