

OEI: Operation Execution Integrity for Embedded Devices

Zhichuang Sun
Northeastern University

Bo Feng
Northeastern University

Long Lu
Northeastern University

Somesh Jha
University of Wisconsin

Abstract

We formulate a new security property, called “*Operation Execution Integrity*” or *OEI*, tailored for embedded devices. Inspired by the operation-oriented design of embedded programs and considering the limited hardware capabilities of embedded devices, *OEI* attestation enables selective and practical verification of both control-flow integrity and critical-variable integrity for an operation being executed. This attestation allows remote verifiers to detect control-flow hijacks as well as data-only attacks, including data-oriented programming, on an embedded device—a capability needed for securing IoT but unachievable using existing methods.

We design and build a system, called *OAT*, to realize and evaluate the idea of *OEI* attestation on ARM-based bare-metal devices. *OAT* features a highly efficient measurement collection mechanism, a control-flow measurement scheme designed for determinate verifiability, and a method for lightweight variable-integrity checking. When tested against real-world embedded programs on a development board, *OAT* incurred only a mild runtime overhead (2.7%).

1 Introduction

Internet-of-Things (IoT) and Cyber-Physical Systems (CPS) are being rapidly deployed in smart homes, automated factories, intelligent cities, and more. As a result, embedded devices, playing the central roles as sensors, actuators, or distributed-computing nodes in IoT systems, are becoming attractive targets for cyber attacks. Unlike computers, attacks on embedded devices can cause not only software failures or data compromises but also physical damage.

Recent reports unveiled that large-scale IoT attacks are evolving from password cracking [49] to advanced vulnerability exploitations [35], converting hundreds of thousands embedded devices into DDoS weapons and rogue sensors. More sophisticated attacks, such as control-flow hijacks and data-only exploits (including data-oriented programming or DOP), are not only possible but arguably easier to launch on these devices, as demonstrated in the

case of vulnerable industrial robot controllers [44].

Although attacks on embedded devices resemble their counterparts on regular computers, unfortunately, they cannot be easily prevented or mitigated using the existing defenses. This is generally because of: (i) embedded devices’ limited security capabilities, or (ii) the relatively high performance overhead of the existing defenses. For instance, the microcontrollers (MCUs) or low-cost processors on embedded devices provide very basic or no security support (e.g., memory protection unit, or MPU), making the common exploit mitigation techniques, such as address-space isolation or randomization, inapplicable. The exploit prevention techniques for computers (e.g., various kinds of control-flow integrity enforcement), though becoming increasingly efficient on computers [50], still incurs time or space overhead too high for embedded devices [20].

As for defenses specifically designed for embedded devices, remote attestation is among the most studied. It allows a device to prove its integrity to a remote verifier in terms of certain security properties. In fact, the research on this topic even predates the birth of IoT [47, 51, 52, 48, 14, 32].

However, few existing attestation methods consider advanced attacks, such as control-flow hijacks and data-only attacks, that are becoming mainstream in recent years. The existing attestation methods, either software- or hardware-based, are mostly focused on the integrity of certain static memory content, such as code. Although effective against basic attacks (e.g., allowing verifier to detect code tampering), these methods cannot catch attacks that avoid modifying code or only corrupt dynamic data. C-FLAT [6] took the first step towards control-flow attestation. It encodes in its measurements each basic-block transfer of an executing program. C-FLAT partly inspired our work.

In this paper, we introduce the first attestation method that captures both control-flow and data-only attacks on embedded systems. We first formulate a new security property, called *Operation Execution Integrity* (*OEI*), that is tailored for IoT-era embedded devices and provides stricter

security guarantees than the properties verified by previous attestation methods (e.g., code-text integrity and control-flow integrity). We then present the design, implementation, and evaluation of a system, called *OAT* (OEI Attester), that realizes OEI attestation on ARM-based embedded platforms.

OEI: This new property is defined by two sub-properties: *operation-scoped CFI* and *Critical Variable Integrity*, or CVI (formally defined in § 3.2). Informally, OEI entails that (i) the execution of an *operation* on an embedded device complies with CFI and (ii) the *critical data* involved in the execution are never compromised. An operation execution that satisfies OEI is guaranteed to have not experienced any control-flow hijacks or data-only attacks, including data-oriented programming.

OEI should not be viewed as a simple combination of CFI and program data integrity. In fact, checking either property alone on embedded devices is already deemed too heavy to be practical. OEI provides a lightweight way to verify both control-flow and data integrity for embedded programs. The operation-scoped CFI is focused on self-contained operations (e.g., moving a robotic arm, injecting medicine, sensing temperature, etc), instead of whole programs. As the basic execution block in embedded programs, an operation represents the ideal scope for performing practical CFI attestation. Also helping OEI remain lightweight is the fact that CVI only requires simple checks on critical variables (i.e., those targeted by data-only attacks), as opposed to subjecting all program data to expensive checks. The critical variables can be automatically detected (e.g., control-dependent data) or manually annotated (e.g., semantically critical data). CVI states that the value of a critical variable never changes between two adjacent legitimate writes (or defs) to the variable at runtime.

OAT: We design and implement OAT, a system that enables OEI attestation on ARM-based embedded devices. Compared to traditional hosts, these devices tend to have constrained hardware (i.e., low-power processors and small memory/storage). Moreover, many of them do not have standalone operating systems (i.e., **bare-metal devices**, which run a monolithic program containing both application logic and simple system functionalities).

OAT is designed for bare-metal embedded devices. It consists of: (i) a customized *compiler* built on LLVM; (ii) a *trampoline* library linked to attestation-enabled programs; (iii) a runtime *measurement engine* (Figure 1). For a given program, the compiler identifies the critical variables and instruments the code for measurement collection. At runtime, the measurement engine processes the instrumented control-flow and data events and produces a proof for OEI verification. OAT relies on ARM TrustZone to provide the trusted execution environment for the measurement engine.

OAT addresses two major challenges associated with OEI attestation: *control-flow verifiability* and *variable integrity check*. First, verifying CFI remotely is not as straightforward

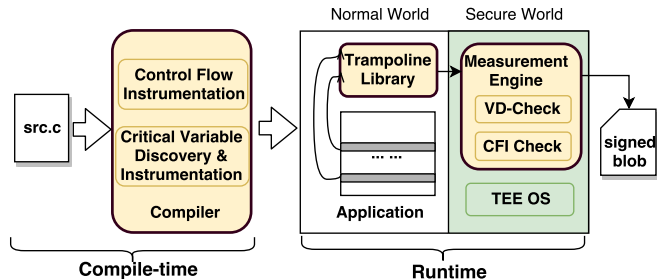


Figure 1: The Workflow of OAT, whose components (colored in yellow) include the compiler, the trampoline library, and the measurement engine in the Secure World (the TCB, shown in green).

as enforcing it in-place as programs run. From a measurement blob (usually a hash), a verifier needs to find a code path that matches the hash before it can perform CFI checks along the path. As a result, the verification problem essentially mounts to a static code path exploration/search problem, which is known to be unbounded even for small programs, resulting in undetermined verifiability. C-FLAT [6] had to attest every loop in a program as an independent sub-program so that it can verify a set of simple software. OAT overcomes this challenge via a new control-flow measurement scheme that allows deterministic code path reconstruction while remaining space-efficient.

Second, no previous attestation techniques cover dynamic program data. Although methods for checking program data integrity exist [15, 7, 13], they usually require heavy code instrumentation or complex checks on all data access, which cause impractical overhead even on computers, needless to say embedded devices. To efficiently capture data-only attacks, OAT verifies CVI using a new data checking technique, called Value-based Define-Use Check (or VD-Check). It reduces the problem of checking variable integrity to the problem of verifying *define-use consistency*, which is easier and quicker to perform even on embedded devices.

Results: Our security analysis (§ 9.3) shows that OEI detects both control and data manipulations that embedded devices are subject to but are undetectable by existing attestation methods. Our performance evaluation (§ 9) shows that OAT, on average, slows down program execution by 2.73% and increased binary size by 13%.

This work makes the following **contributions**: (i) We formulate a security property, OEI, to capture control-flow and critical data corruptions affecting operation executions on embedded devices. (ii) We design and implement OAT, the first attestation tool for ARM-based embedded devices that detects both control-flow hijacks and data-only attacks, including DOP. OAT features deterministic control-flow verification, lightweight variable integrity checking, and incurs only mild overhead.

2 Background

2.1 Attacks on Embedded Devices

Embedded devices, essential for IoT, have been increasingly targeted by powerful attacks. For instance, hackers have managed to subvert different kinds of smart home gadgets, including connected lights [46], locks [27], etc. In industrial settings, robot controllers [44] and PLCs (Programmable Logic Controller) [24] were exploited to perform unintended or harmful operations. The same goes for connected cars [3, 30], drones [26], and medical devices [25, 45]. In addition, large-scale IoT deployments were compromised to form botnets via password cracking [49], and recently, vulnerability exploits [35].

These attacks together show that compromised IoT or embedded devices not only have digital consequences (e.g., data breaches, DDoS, etc.), but often pose physical threats to victims' lives and valuable assets. More alarmingly, these attacks demonstrate a clear trend towards using advanced offensive techniques, such as sophisticated vulnerability exploitations, that largely remain undetectable on embedded devices.

In fact, Return-oriented Programming (ROP) was long ago demonstrated to be realistic on RISC [11], and particularly ARM [34], which is the common architecture for embedded devices. On the other hand, data-only attacks [17, 29] are not just applicable but well-suited for embedded devices [53], due to the data-intensive or data-driven nature of IoT. We expect these advanced attacks to become mainstream on embedded devices after the basic defense techniques are adopted to prevent the simple attacks—a transition of the security landscape happened on conventional computers before. Our work is motivated by the lack of detection or attestation methods for these advanced attacks on embedded devices.

2.2 Defense for Embedded Devices

Attack mitigation mechanisms on embedded devices are rather primitive compared to those on regular computers. This is largely because these low-cost devices do not fully support the hardware features required by some of the widely deployed security mechanisms on computers. For instance, many embedded devices do not package the MMU (Memory Management Unit) that enables virtual memory and the paging-based access control. Instead, they may come with the MPU (Memory Protection Unit) that only supports very basic region-based access control on a flat physical memory space. Using MPU, simple memory protections, such as read-only code regions and non-executable data regions, can be implemented, preventing code tampering and injection. However, more advanced techniques, such as ASLR and $X \oplus R$, are inapplicable on embedded devices. This leaves these devices completely open to various ROP attacks. On the other hand, due to their relatively weak processors, small memory, and sometimes power consumption limit,

embedded devices have not seen any adoption of runtime attack prevention techniques, such as CFI or DFI.

As a less resource-demanding alternative to runtime attack prevention, remote/offline attestation for embedded devices has been studied for years, a topic predating the birth of IoT. Both hardware- and software-based attestation methods were proposed [51, 47, 48, 32, 33, 10, 6]. While the former is immune to powerful attacks, the latter enjoys the advantage of being easily deployable. Despite their different focuses, existing methods mostly attest to the “static properties” of programs, such as the integrity of code or other immutable content in memory. While effective at detecting corruptions of static code, most of these methods are useless against attacks manipulating control flow or dynamic data. C-FLAT [6] was the first to bring CFI attestation to embedded devices. However, its runtime measurement collection and computation incur a high overhead. It also suffers from verifiability issues (e.g., many programs are unverifiable due to the code path explosion problem facing verifiers). No previous attestation methods consider dynamic data integrity, which is critical for embedded devices, especially those serving as sensors or actuators.

We aim to fill this void by proposing OEI, a security property for comprehensive yet efficient attestation of both control-flow and data integrity on embedded devices. We also present a deterministically verifiable measurement scheme for OEI attestation.

2.3 ARM TrustZone and Attestation

Our system relies on ARM TrustZone as the TCB. TrustZone is a hardware feature available on both Cortex-A processors (for mobile and high-end IoT devices) and Cortex-M processors (for low-cost embedded systems). TrustZone renders a so-called “Secure World”, an isolated environment with tagged caches, banked registers, and private memory for securely executing a stack of trusted software, including a tiny OS and trusted applications (TA). In parallel runs the so-called “Normal World”, which contains the regular/untrusted software stack. Code in the Normal World, called client applications (CA), can invoke TAs in the Secure World. A typical use of TrustZone involves a CA requesting a sensitive service from a corresponding TA, such as signing or securely storing a piece of data. In addition to executing critical code, TrustZone can also be used for mediating peripheral access from the Normal World.

OAT measurement engine runs as a TA in the Secure World. Its code and data, including collected measurements, are naturally protected. TrustZone also allows provisions of per-device private keys and trusted certificates, which enable straightforward authentication and signed/encrypted communication between a measurement engine (i.e., prover) and a remote verifier.

3 Design Overview

3.1 Example: A Vulnerable Robotic Arm

Before we discuss OEI and the attestation, we first present a simple example to demonstrate the attacks on embedded devices that previous attestation methods cannot detect. The vulnerabilities shown in this example were drawn from real embedded programs. This example is also referenced in a later discussion on how OEI attestation can be easily applied to existing code.

In this example of a robotic arm controller (Listing 1), the function `main_looper` first retrieves an operation command and stores it in `cmd` (Line 11). The looper then reads a peripheral sensor (Line 12), which indicates if the arm is ready to perform a new operation. If ready, the looper finds the operation function specified by `cmd->op` (Line 15) and calls the function with the parameters supplied in `cmd` (Line 16). One such function (Line 25) operates the arm to move to a given position.

Suppose the function `get_input` (Line 12) contains a buffer overrun and, given certain inputs, writes beyond the boundary of `peripheral_input` and corrupts subsequent stack variables, such as `op_func` and `cmd`. As a result, a bad sensor input, either generated by the sensor itself or crafted by an attacker, can lead to control-flow hijacks (e.g., causing `op_func` to point to arbitrary code) or data-only attacks (e.g., overwriting `cmd` to perform an operation with harmful parameters). Even without exploiting the vulnerability, attackers may inject a command if weak or no authentication is in place, and in turn, abuse the robotic arm.

Such manipulations of control flows, critical data, and operation interfaces on embedded devices are realistic and can cause severe consequences. Previous attestation methods, most of which are focused on static code integrity and none concerns data-only attacks, cannot help remote verifiers detect such attacks.

3.2 Operation Execution Integrity (OEI)

We propose ‘‘Operation Execution Integrity’’ (or OEI) as a security property for embedded devices. By verifying OEI, a remote verifier can quickly check if an *execution of an operation* suffered from **control-flow hijack**, experienced **critical data corruption**, or was caused by an **interface abuse**. We formulate OEI with two goals in mind: (i) enabling remote detection of aforementioned attacks; (ii) demonstrating the feasibility and advantage of per-operation, comprehensive attestation for embedded devices. Next, we formally define OEI and provide its rationale.

Let $P = \{Op_1, Op_2, \dots, Op_n\}$ be an embedded program, composed of n operations, denoted as Op_i . $CFG(Op_i)$ is the statically constructed control flow graph for Op_i (i.e., the CFG’s root is Op_i ’s entry point). P ’s critical variable set is $CV = CV_{ctr} \cup CV_{sem}$, where CV_{ctr} is the complete set of

```

1 // Simplified control loop for robotic arms
2 void main_looper() {
3     // Command from remote controller
4     cmd_t cmd;
5     // Pointer to operation function
6     int (*op_func)(int, char*);
7     // Input from peripheral sensor
8     int peripheral_input = 0;
9
10    while(1) {
11        if (read_command(&cmd)) {
12            get_input(&peripheral_input); //BUGGY!
13            if (status_OK(peripheral_input)) {
14                // perform the operation
15                op_func = get_op_func(cmd->op);
16                (*op_func)(cmd->p_size, cmd->param);
17            }
18        }
19        usleep(LOOPER_SLEEP_TIMER);
20    }
21    return;
22 }
23 ...
24 // The operation that moves the robotic arm
25 int op_move_arm (int, char*) {...}
26 ...

```

Listing 1: An example of a control loop in a robotic arm

control-dependent variables (excluding code pointers); CV_{sem} is the set of semantically critical variables, optionally annotated by the programmer or verifier. $D(v)$ and $U(v)$ are the define- and use-sites of variable v : a set of statements where v is *defined* or *used*. $V_b(v,s)$ and $V_a(v,s)$ are the values of variable v immediately *before* and *after* statement s executes.

Definition 1. OEI: for an operation Op_i , its execution satisfies OEI \iff ①the control flow complies with $CFG(Op_i)$ and backward-edge integrity, and ② $\forall cv \in CV, \forall u \in U(cv)$, the value of cv immediately before use-site u is the same as the value of cv immediately after the last define-site, written as $V_b(cv,u) = V_a(cv,d)$, where $d \in D(cv)$ is the last define of cv prior to the use of cv at u during the execution. \triangle

The rationale behind OEI is five-fold:

Capturing Advanced Attacks: OEI entails both CFI for the operation (①) and CVI (Critical Variable Integrity) for selected data (②). As a result, both control- and data-oriented attacks can be captured by verifying OEI. Existing attestation methods that check other security properties cannot detect such advanced attacks.

Operation-scoped CFI (§ 4): It is not a simple porting of CFI to embedded devices, which would incur impractical time and space overhead on those constrained devices. Our operation-scoped CFI takes advantage of the operation-oriented design of embedded programs. It applies to executions of individual operations, which represent a much smaller attestation scope than a whole program and allow

for on-demand attestation. It also implies backward-edge integrity (i.e., returns not hijacked).

Critical Variable Integrity (§ 5): A property for detecting data-oriented attacks on embedded devices, CVI dictates that critical variables must obey *define-use consistency*. Unlike the existing data checking methods [15, 7, 13], CVI is selective (i.e., it only applies to control-dependent and mission-critical data) and fast to check (i.e., the checking is value-based and needs no data flow or provenance tracking). CVI applies to an entire program execution and is not scoped by attested operations.

Optimized Combination: OEI combines CVI and operation-scoped CFI. These two sub-properties are designed to mutually compensate each other. Without CVI, CFI alone cannot detect control-flow hijacks that do not violate CFG (e.g., [12]). Without CFI, CVI can be bypassed (e.g., by ROP) because it does not check all program variables, especially code pointers, for performance reasons. On the other hand, this combination yields better performance than independently performing control-flow and data-flow checks.

Operation Verifiability: OEI caters to IoT’s unique security needs. One defining characteristic of IoT is their frequent inter-operations with peers or cloud services. When a device finishes an operation, the operation initiator may wish to verify if the operation was executed as expected without interference. For example, a remote controller needs to verify if a robotic arm has performed a movement as instructed without experiencing any control or data manipulations. OEI attestation meets such security needs of IoT, which are currently not addressed.

3.3 OAT Overview

We build OAT to realize OEI ATtestation on ARM-based bare-metal embedded devices (i.e., no standalone OS in the Normal World). OAT enables remote *operation-scoped CFI attestation* and local *CVI verification*. To attest CFI, OAT collects a set of measurements (i.e., proof of runtime control flows) during an operation execution. These measurements allow a remote verifier to deterministically reconstruct and statically check the exact code execution path that the attested operation has gone through. To attest CVI, instead of taking measurements for remote verification, OAT performs instant checks locally as the attested operation passes each use-site of critical variables. OAT sends the final CVI checking result along with the control flow measurements to the remote verifier at the end of an operation.

This hybrid attestation scheme strikes a balance between *verifiability* and *performance*. First, by taking control-flow measurements instead of performing local control-flow checks, OAT offloads the expensive full CFI check to remote verifiers. The measurement scheme allows verifiers to statically reconstruct the code execution path taken by an operation execution. The reconstructed path is useful for not

only CFI checking but also forensic or other security analysis. Second, by verifying CVI locally rather than remotely, OAT avoids sending a large amount of data (e.g., critical values at define- and use-sites) to remote verifiers. Sending such data would be costly and undesirable when privacy is concerned.

OAT contains three components: (i) a **customized compiler** used for building attestation-enabled programs; (ii) a **trampoline library** linked to attestation-enabled programs; (iii) a **measurement engine** running inside the TCB (i.e., ARM TrustZone);

To enable OEI attestation, programmers simply declare the to-be-attested operations in their code by using two intuitive compiler directives: `#oei_attest_begin` and `#oei_attest_end`. They may also annotate critical variables of their choice via a GCC-style attribute: `__attribute__((annotate("critical")))`. For example, to enable OEI attestation in Listing 1, a programmer only needs to change Line 4, 8, and 25:

```

4 cmd_t __attribute__
  ((annotate("critical"))) cmd;

8 int __attribute__((annotate
  ("critical"))) peripheral_input = 0;

25 int op_move_arm (int, char*)
    {#oei_attest_begin ... #oei_attest_end}

```

During compilation, the customized compiler instruments the following control flow transfers inside each to-be-attested operation: branches, indirect calls/jumps, and returns. The compiler automatically annotates control-dependent variables as critical (e.g., condition variables). It also performs a global data dependency analysis on both automatically and manually annotated critical variables so that their dependencies are treated as critical as well and subject to CVI checks during runtime.

At runtime, the instrumented control flow transfers and critical variable define/use invoke the corresponding trampolines, which pass the information needed for CFI or CVI verification to the measurement engine in the Secure World protected by TrustZone.

We discuss OAT design in detail in § 4 and § 5.

3.4 Threat Model

We fully trust code running inside the Secure World (e.g., the measurement engine) and assume attackers cannot break the TrustZone protection (i.e., our TCB). Due to the absence of a standalone OS on bare-metal embedded devices, all code in the Normal World runs at the same privilege level (i.e., no higher privileged code exists or needs to be trusted). We assume that attackers *cannot dynamically inject code to the Normal World or tamper with the instrumented code or the trampoline library*. This can be simply enforced by the basic memory protection mechanism (i.e., non-writable code

and non-executable data), which is supported by mainstream MPUs on bare-metal embedded devices. Furthermore, OAT’s design ensures that this memory protection cannot be changed during runtime (by setting MPU configuration to read-only after memory initialization). We do not consider physical attacks or firmware/ROM modifications, which can be detected by existing techniques such as secure booting. As a result, the integrity of all code running in the Normal World is guaranteed and no foreign code can be injected.

On the other hand, we anticipate the following attacks in the Normal World, which previous attestation methods cannot detect. First, attackers may exploit vulnerabilities to launch ROP (return-oriented programming) and DOP (data-oriented programming) attacks. As a result, the control flow and the critical data of an embedded program can be compromised. Second, attackers may abuse unprotected interfaces of an embedded program and force the device to perform unintended operations. Our system is designed to detect these attacks by means of attestation.

Normal-world attackers capable of ROP may attempt to evade OAT by targeting the trampoline library or the interface exposed by the measurement engine. We discuss how OAT prevents possible evasions in § 6.

4 Operation-scoped CFI Attestation

Our control flow attestation differs from the previous work [6] in that: (i) it is scoped by self-contained operations, as opposed to whole programs; (ii) it features a new measurement scheme designed for deterministic, easy verification.

Operation-scoped attestation is suitable for embedded programs and answers to IoT’s security needs. It also reduces the overhead (i.e., code instrumentation and runtime measurement collection only affect attestation-enabled operations). On the other hand, our new measurement scheme produces operation execution proofs that allow for static reconstruction of executed code paths. Therefore, the verification problem becomes a quick and simple CFI check along the reconstructed path. In comparison, to verify the measurement hashes generated by C-FLAT, one needs to enumerate and hash all legitimate program paths (i.e., an unbounded search problem that is often unsolvable even for small programs due to nested branches, loops, and indirect call/jumps).

Instrumented Control Flow Events: OAT compiler instruments the minimum set of the control flow transfers that need to be recorded/encoded as part of the measurement so that a verifier can statically and deterministically recover the code path of an operation execution. Consider all three types of transfer possible on a CFG, as shown in Figure 2. Only branches and indirect transfers need to be measured for determining a unique program execution path on a CFG. That is, knowing where each branch and indirect transfer went during a code execution is enough to remove all nondeterminism from finding the concrete code path on the CFG, making

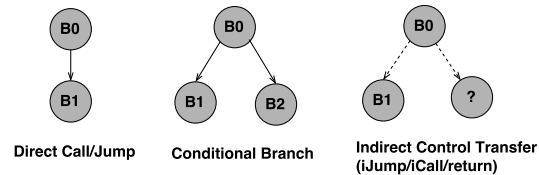


Figure 2: Basic Control-flow transfers in CFG

the path search problem deterministic and the CFI checking straightforward. Our compiler instruments these transfers inside the scope of every attestation-enabled operation.

The instrumentation code simply calls the trampoline function corresponding to the type of the instrumented control flow transfer, providing the destination of the transfer as the argument. For a branch, its destination is either *taken* (1) or *non-taken* (0). For an indirect transfer, such as a dynamic jump, call, or a return, its destination is the memory address. The trampoline functions are thin wrappers of the world-switching routine. When called, they initiate the switch to the Secure World and pass the parameters to the measurement engine running as a TA in the Secure World.

Measurement Generation: The measurement engine maintains two types of measurements for CFI attestation: a **stream** and a **hash**. As the control flow events are reported from the Normal World, the measurement engine processes the events and updates the measurement stream or hash as follows. For each branch, it adds the taken/non-taken bit to the stream. For each indirect call/jump, it adds the destination address to the stream. For each return, it accumulates the return address into the hash: $H = \text{Hash}(H \ \& \ \text{RetAddr})$. The measurement stream and the hash together serve as the proof of the control flow of an executed operation. For better space efficiency, the measurement engine uses some basic encoding and compression techniques, which are discussed in § 7.

We introduce the two types of measurements in this scheme to achieve an optimal balance among verifiability, measurement size, and verification precision. The measurement stream is good at capturing control flow transfers in a sequential and easily verifiable manner. However, its size increases as new control flow transfers are added to the stream. In contrast, the measurement hash has a fixed size/length but offers no help with recovering the control flow events accumulated in the hash, which makes finding and verifying the code path very difficult, if at all feasible.

We use stream and hash in tandem to combine their strengths. We encode branches and indirect transfers (excluding returns) in the stream because a branch only occupies a single bit of space and those indirect transfers are relatively infrequent. We accumulate returns in the hash because they are fairly frequent and may bloat the measurement if stored in the stream. Hashing return events means that verifying the integrity of the return chain is only possible after the code path of an operation execution is fully reconstructed. But

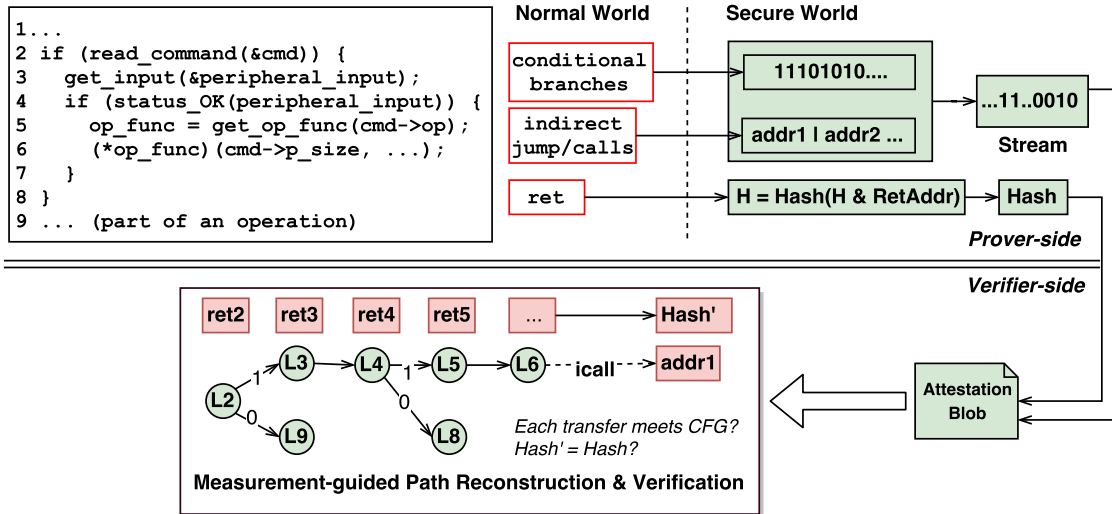


Figure 3: Operation-scoped CFI attestation. By measuring the control-flow of an executing operation, the measurement engine produces a control-flow proof that consists of a *stream* (proving branches and indirect transfers) and a *hash* (proving returns). This measurement scheme allows a remote verifier to statically and deterministically reconstruct the code path of the operation execution and perform full CFI verification.

this is not a problem because the stream alone (providing targets of all branches and indirect call/jumps) allows the verifier to either reconstruct a legitimate code path or find a CFI violation, as explained later.

Measurement Verificaiton: Given a control flow proof for an operation execution (i.e., a stream and a hash), generated and signed by the measurement engine, the verifier can statically reconstruct the code path on the CFG of the operation. Starting from the root basic block, or the entry point, the verifier abstractly executes the operation by following the edges of the CFG. During the abstract execution, the verifier maintains a simple call stack to keep track of the return addresses and computes/updates the hash in the same way as the measurement engine does during runtime.

When the abstract execution encounters a control-flow diverging point (i.e., more than one edges on the CFG can be followed) the verifier takes the next available element out of the stream and consults it for direction: either a taken/non-taken bit for a branch or an address for an indirect call/jump. The verifier also performs a CFI check in case of an address. A control flow violation is found when: ①the CFI check fails; ②a mismatch is observed between a basic block and the corresponding stream element (e.g., the current basic block ends with an indirect call but the next available element indicates a branch); or ③the verifier-computed hash does not match the reported hash.

All indirect call/jump violating CFI trigger ①. ② can happen because the verifier always follows the legitimate edges for function returns as cued by the call stack, but the actual code path, from which the stream and the hash were generated, differs when ROP happened. ③ signals that one or more return addresses (or backward control flow transfers) were

corrupted during runtime. Not all return address corruptions trigger ②; those that do allow the verifier to detect the attacks early on without having to finish the abstract execution and then compare the hash. But all return address corruptions trigger ③. Therefore, the CFI attestation is sound and complete.

Thanks to our novel control-flow measurement scheme, the verification is fully deterministic and fast to perform. Verifiers do not need to pre-compute legitimate hashes or search/sample an exponentially large number of possible code paths, which is hard or impossible to be complete and in turn leads to false positives. Loops no longer have to be loosely verified as separate programs, which pure hash-based attestation requires. OAT essentially converts the verification problem from a classic code path exploration problem (i.e., computationally unbounded or impossible) to a linear, easily solvable abstract execution problem. As an added benefit of OAT, verifiers can reconstruct exact code paths of attested operations, which are useful for forensic and other security analysis.

5 Critical Variable Integrity

Data-only attacks, including data-oriented programming, are capable of manipulating program behavior and internal logic without injecting code or violating CFI [17, 29]. These attacks not only are applicable to but also can cause severe consequences on embedded devices, which are by design data-driven and often responsible for critical operations. For example, as shown in Listing 1, a simple buffer overflow can make the robotic arm move to an unintended position or perform attacker-specified operations. Unfortunately, existing attestation methods cannot detect data-only attacks.

We formulate Critical Variable Integrity (CVI) as the second sub-property of OEI to detect data-only attacks. CVI applies to an entire program execution and is not scoped by attested operations. The intuition behind CVI is that data-only attacks on embedded devices depend on corrupting the following two types of program data: (i) **control-dependent data**, such as conditional variables, whose value directly determines the code path of a particular program execution; (ii) **semantically critical data**, or mission-critical data, whose value, though not directly affecting code execution paths, influence the outcome of a mission or operation, such as the received command (cmd) in Listing 1. Therefore, checking the runtime integrity of both types of data is a sound way to detect data-only attacks.

By proposing CVI, we reduce this data integrity checking problem to a form that is practical to solve on resource-constrained embedded devices, without affecting accuracy. CVI dictates that the program variables used for storing the aforementioned critical data must obey **define-use consistency**—the value of such a variable cannot change (i.e., remains consistent) between two adjacent define- and use-sites that are statically identified (see Definition 1, 2). Meeting CVI means that the value of a critical variable never changes “out-of-band”, which can be resulted from buffer overflows, hijacked pointers, arbitrary memory write, etc. Therefore, all forms of data-only attacks violate CVI and thus can be detected.

CVI converts the data integrity checking problem to the problem of verifying the define-use consistency for variables. As a result, CVI verification can be performed via lightweight *Value-based Define-Use Check* (or VD-Check), instead of using heavy data flow tracking or data access control as previous data integrity checkers do [15, 7, 13]. Figure 4 shows the CVI verification workflow.

Critical Variable Identification & Expansion: Our compiler automatically identifies the *control-dependent variables*, including branch/loop condition variables. Note that we do not include code pointers as critical variables. This is because all control flow violations, including those resulted from corrupted code pointers, are captured by the control flow part of OEI attestation. On the other hand, we rely on programmers to annotate the *semantically critical variables* because determining such variables is by nature subjective, depending on program semantics, and therefore difficult to do automatically.

The control-dependent variables (automatically detected) and the semantically critical variables (annotated by programmers) form the initial set of critical variables. Our compiler automatically expands this set to include the **pointers** and the **dependencies**. This expansion is needed for a complete code instrumentation for performing VD-Check. The automatic expansion also eases the annotation for programmers, who only need to annotate one, not all, variable for each piece of critical data.

Pointers to (or aliases of) a critical variable allow indirect define or use of the variable. Therefore, we treat such data pointers as special critical variables, referred to as **critical pointers**. Our compiler iteratively identifies them from a global points-to map produced by the standard Anderson pointer analysis. The analysis is inter-procedural and configured to be context-insensitive for scalability. In this case, the lack of context sensitivity causes mild false positives (i.e., over instrumentation) but no false negatives (i.e., no critical pointer is missed). For each critical variable, the compiler finds its pointers from the points-to map and adds them to the critical variable set. This is repeated for every existing and new variable in the set till the set reaches a fixpoint.

Dependencies of a critical variable V are the variables that may influence the value of V . Since a tampered dependence can (indirectly) corrupt V , verifying CVI of V implies performing VD-Check on V and all its dependencies. Given a set of critical variables, our compiler finds all their dependencies by first constructing the program dependence graph and then performing a backward traversal for each variable along the data dependence edges. Newly discovered variables during the traversal are added to the critical variable set. This iterative search for dependencies stops when the set reaches a fixpoint.

Value-based Define-Use Check (VD-Check): After constructing the critical variable set, the compiler finds and instruments all the define- and use-sites for the critical variables. This instrumentation is for collecting the value being legally written to, or read from, the critical variables during runtime.

Specifically, the instrumentation at each define-site captures the identity of the critical variable (i.e., a compiler-generated label) and the value to be assigned to the variable. It sends the information to the measurement engine in the Secure World via the trampolines. Similarly, the use-site instrumentation captures the variable identity and the current value of the variable and sends them to the measurement engine. It is worth noting that the instrumentation for critical pointers serves a second purpose: collecting values written to or read via pointers (i.e., the critical variables defined or used via these pointers). Therefore, pointer-based define and use of critical variables can be checked.

To perform VD-Check, the measurement engine maintains a per-process hashmap that stores `<VariableID, Value>` pairs (Figure 4). It updates the hashmap at every instrumented define-site to record the new value for the variable. At every use-site, it compares the current value of the variable and the recorded value in the hashmap. A mismatch indicates that a define-use inconsistency, which means the critical variable has been compromised since the last legitimate define-site (i.e., a CVI violation is found). The measurement engine finally sends the VD-Check result along with the control-flow measurements in a signed blob to the remote verifier.

Checking Pointer-based Access to Critical Variables:

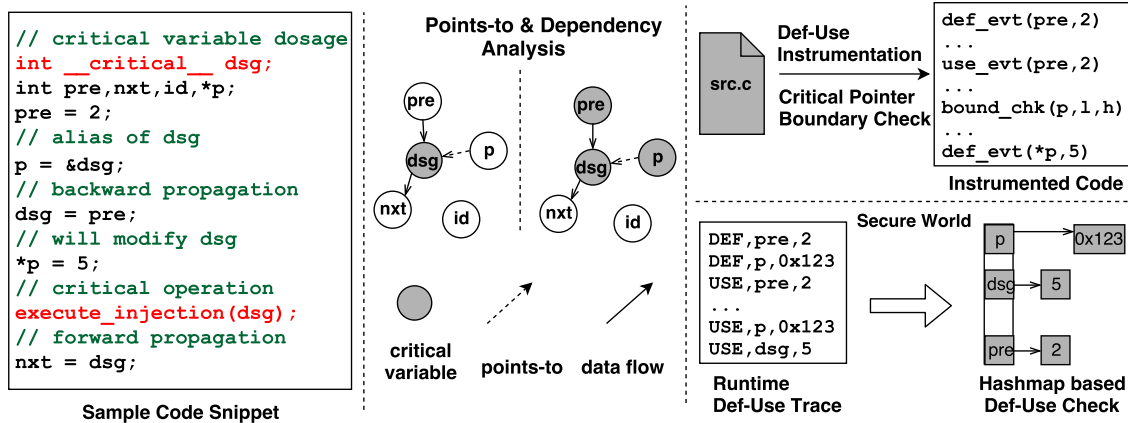


Figure 4: CVI Verification Workflow. It starts with the OAT compiler performing the points-to and data dependence analysis for identifying and expanding the set of critical variables. The compiler then instruments the define/use of the critical variables to enable runtime VD-Check, conducted by the OAT measurement engine in the Secure World.

Let us consider a pointer-based define of a critical variable: $*(P+n) = x$, where P is the base address of a critical array A ; n is the dynamic index. This is a legitimate critical variable define-site and is instrumented for collecting the right-hand side value when executed. Assuming that, due to a program bug, the dereference $*(P+n)$ could go out of the bounds of A and reach another critical variable B , the measurement engine would then mistakenly update the value of B to x in its hashmap when this out-of-bounds write happens. In theory, attackers could exploit such bugs to overwrite an arbitrary critical variable without being caught by the VD-Check.

We solve this issue by enforcing dynamic bounds checking on critical pointers. At each pointer-based critical variable define/use, the measurement engine first checks if the pointer arithmetic and dereference breach the bounds of the current pointee. This check relies on the dynamic bounds information (similar to SoftBound [39]) collected by the measurement engine for each critical pointer. If a bounds breach is found, the measurement engine performs VD-Check only on the overlapping part of the accessed memory and the currently pointed variable (i.e., it only updates or checks the value of the expected pointee). This design prevents VD-Check manipulation while allowing intentional out-of-bounds pointer dereferences in normal programs.

6 Security Considerations

Our threat model (§ 3.4) anticipates that attackers may find and exploit unknown vulnerabilities in the code running in the Normal World. However, dynamic code injection or modification is prevented by the MPU that write-protects code regions and sets data regions non-executable. OAT further protects the MPU configuration (accessed via memory-mapped I/O) by making it read-only after device initialization, which is irreversible till device reboot (i.e., few embedded de-

vices need to make post-boot changes to MPU configuration).

To evade OAT, a normal-world attacker would need to ①disable the instrumentation or the trampolines, or ②abuse the interfaces that the measurement engine exposed to the trampolines, or CA-TA interfaces. ①and ②constitute OAT’s attack surface. Without the ability to inject new code or modify the instrumented code (explained earlier), the attacker cannot directly escape or remove the inline instrumentation or the trampolines. Moreover, any attempt to force an executing operation to skip an instrumentation site (via control-flow manipulation) is caught by the OEI attestation. Therefore, ①is prevented.

To stop ②, our design ensures that only the trampoline functions can directly invoke the CA-TA interfaces and the rest of the code in the Normal World cannot. This is achieved as follows. The compiler disallows world-switching instructions (smc) outside of the trampoline library (i.e., only the library can directly initiate the switch and invoke the CA-TA interface). To further prevent code reuse attacks (e.g., jumping to the interface invocation point in the library from outside), OAT loads the library in a designated memory region; the compiler masks the target of every indirect control transfer in the embedded program so that the trampoline library cannot be reached via indirect calls or jumps or returns (i.e., only hard-coded direct calls from each instrumentation site can reach trampolines). This masking-based technique is highly efficient and is commonly used for software fault isolation. As a result, ②is prevented.

There is no higher privileged code (e.g., a standalone OS) that needs to be protected or trusted because OAT targets bare-metal embedded devices. Also for the same reason, it is reasonable to require the monolithic binary to be entirely built using OAT compiler.

7 Implementation

Our OAT prototype implementation includes 6,017 lines of C++ code for the compiler (an LLVM module), 440 lines of C and assembly code for the trampoline library, and 476 lines of C code for the measurement engine.

Hardware & Software Choices: We selected a commonly used IoT development board, namely the HiKey board (ARM Cortex-A53), as our reference device for prototyping. This choice is due to the board’s unlocked/programmable TrustZone, its full compatibility with open-source TEE OS, and its reliable debugging tools. We do realize that the board has a relatively powerful processor compared to some low-end embedded devices. However, no currently available development board comes with a low-end ARM processor and an unlocked TrustZone at the same time. Nevertheless, OAT’s design and implementation are neither specific to this board nor dependent on powerful processors. The only hardware requirement OAT has is the TrustZone extension, which is available on most commercial ARM SoC.

We chose OP-TEE [4] as our TEE OS (the OS for the Secure World). Although OAT is designed for bare-metal embedded devices (i.e., no stand-alone OS in the Normal World), our current prototype uses the vendor-customized Linux as the Normal World OS solely for the purpose of booting the board and debugging. OAT itself does not assume the presence of a Normal World OS (i.e., embedded programs usually are self-contained and have built-in system functionalities). Even though OAT’s performance can be negatively affected by the unnecessary OS, our evaluation (§ 9) shows the overhead under this disadvantaged configuration is still acceptable.

Compiler-based Analysis & Instrumentation: OAT compiler is built on LLVM [37]. Besides the typical compilation tasks, it performs (i) the analysis for identifying critical variables; (ii) the code instrumentation for collecting runtime measurements on control flow and critical variables. The analysis works on LLVM IR. It first constructs the initial set of critical variables by traversing the IR and searching for programmer-annotated variables as well as conditional variables. It then uses the global points-to information, produced by a field-sensitive context-insensitive Anderson pointer analysis, to recursively identify direct and indirect pointers to the critical variables (i.e., critical pointers). It also performs a backward slicing for each critical variable on the program dependence graph to its dependencies. All critical pointers and dependencies are iteratively added to the critical variable set.

Code instrumentation is performed by an added backend pass in LLVM. Unlike the analysis, the instrumentation is needed at both the assembly level (for control-related instructions) and the IR level (for data-related instructions). This is because the translation from the IR to the machine code can generate additional control-flow instructions that need to be instrumented. Our instrumentation inserts calls to

Table 1: Instrumented Instructions for Control and Data Measurement

Inst Type	Layer	Inst	Info to Record
Indirect Call	Assm.	blr xr	xr
Indirect Jump	Assm.	br xr	xr
Conditional Jump	Assm.	b.cond, cbz cbnz, tbz, tbnz	true/false
Data Access	IR	load/store	addr, value
Return	Assm.	ret	pc, lr

trampolines at instructions that can change the control flow of attested operations or store/load critical variables (Table 1). Though seemingly straightforward, this instrumentation, if not done carefully, can break the original program because a trampoline call may corrupt the destination register used by the original control transfer. Our instrumentation saves to the stack the registers to be used for invoking a trampoline and passing the parameters. To reduce the number of inserted instructions at each instrumentation site, we let the corresponding trampoline function handle the caller-saved registers. The registers changed during a trampoline call are restored immediately after the call returns.

Measurement Engine: The measurement engine is built as a Trusted Application (TA) running in the Secure World, handling events generated by the trampolines (i.e., the Client Application, or CA) at runtime. Control-flow events are only handled during an active attestation window (i.e., when an attestation-enabled operation is executing). Internally, the measurement engine maintains, for each active operation, a *binary stream* (S_{bin}), an *address stream* (S_{addr}), and a *hash* (H). (i) When a branch is reported, the engine appends a taken/non-taken bit to S_{bin} . (ii) When an indirect jump/call is reported, the engine appends the target address to S_{addr} with its corresponding position in S_{bin} . (iii) When a return is reported, the engine accumulates the return address to H . At the end of an attestation session, the engine concatenates S_{bin} and S_{addr} to form a single measurement stream, S , in a sequentially parsable format: $Size(S_{addr})|S_{addr}|Size(S_{bin})|S_{bin}$. The engine also compresses the stream using gzip, which further improves the stream space-efficiency.

Data load/store events are only triggered by critical variables. To perform VD-Check, the engine uses an internal hashmap for keeping track of each critical variable’s expected value (i.e., from the last seen legitimate define/write). At every use-site of a critical variable, the engine checks if the observed value equals to the expected value in the hashmap. If a mismatch is found, the engine set a flag, F , which indicates the CVI verification has failed. When an attested operation finishes, the engine sends the verifier a signed measurement blob that consists of S , H , and F .

CA-TA Interaction: We implemented three CA-TA communication interfaces that follow the GlobalPlatform’s CA/TEE API specification [2], a de-facto standard for TEE

interface design. The interfaces are `oei_attest_begin`, `commit_event`, and `oei_attest_end`, used by the CA to notify the TA of the respective event.

8 Discussion

Measurement Scheme: We design our measurement and verification scheme with three goals in mind: determinate verifiability, low runtime overhead, and high space-efficiency. Unlike traditional schemes, which are purely hash-based, our scheme encodes the minimal information needed for deterministic path reconstruction and precise control-flow verification. This design may raise concerns due to its potentially high space and time overhead. However, as the evaluation shows (§ 9), our scheme enables full OEI attestation without incurring high overhead. This is due to our hybrid design.

For the CFI attestation, OAT uses (i) a parsable *stream* to record the compact or infrequent control-flow events that are needed for path reconstruction, (ii) a fix-length, irreversible *hash* to accumulate frequent events that can be recomputed and verified after a path is determined. For CVI attestation, thanks to the lightweight VD-Check, OAT performs it locally instead of remotely, to avoid generating high-volume network traffic and preserve data privacy. One may question if OAT should perform the CFI attestation locally as well. It is technically possible but this may incur higher space and time overhead. Moreover, it does not allow remote verifiers to reconstruct and analyze operation executions as OAT does.

Multithreading: Our current prototype only supports single-threaded programs, which constitute the majority of today’s embedded programs. To attest multi-threaded programs, we need to augment the OAT compiler to instrument thread-related events and have the measurement engine collect measurements and perform checks on a per-thread basis. We consider multithreading support out-of-scope for this paper as it is straightforward but requires significant engineering efforts.

Hardware-assisted Measurement Collection: Although our prototype follows a software-based approach, OAT’s design is also applicable to a hardware-based implementation. A promising hardware choice could be ARM CoreSight [1], which is an optional extension to ARM SoCs for instruction tracing. We will investigate a hardware-assisted version of OAT as a future work, which could lead to further reduction of the measurement collection runtime overhead.

Annotation: OAT allows programmers to optionally annotate semantically critical variables for CVI attestation. However, this annotation is *not required* for detecting data-oriented programming [29], control-flow bending [12], or similar attacks, whose target data (i.e., control-dependent variables) are automatically detected by OAT compiler and included in CVI verification. Moreover, the annotation process is simple and facilitated by the compiler’s automatic dependence analysis.

Table 2: Runtime Overhead Breakdown

Overhead Sources	Time(Cpu Cycles)	Time(μ s)
Attestation Init (O_{at_init})	$5.1 \cdot 10^7$	42879
Trampoline Func(O_{tramp})	54709	45
Attestation Exit (O_{at_exit})	$2.6 \cdot 10^7$	21351
World Switch (O_{switch})	52054	43

9 Evaluation & Security Analysis

We conducted: (i) micro performance tests to measure the overhead caused by each step in OEI attestation; (ii) macro performance tests using 5 real embedded programs of different kinds, to examine the overall overhead; (iii) a set of tests to show if OAT detects possible attacks and how it defends against evasions.

9.1 Micro Performance Tests

The runtime overhead of OEI attestation can be broken down into three parts, as shown in the first column in Table 2: (i) attestation initialization (O_{at_init}), taking place at the entry of an attestation scope (i.e., an operation); (ii) trampoline invocation (O_{tramp}), which is a direct `smc` call to initiate the world switch and pass in corresponding parameters to the measurement engine (the overhead of O_{tramp} shown in Table 2 includes the world-switch overhead O_{switch}); (iii) attestation exit(O_{at_exit}), happening at the end of an attestation scope. The total runtime overhead incurred by an attested operation is:

$$O_{total} = O_{at_init} + O_{tramp} * (N_c + N_d) + O_{at_exit}, \text{ where } N_c, N_d, \text{ are the numbers of control events and data events.}$$

We created a test program that incurs each type of overhead exactly once. We ran this program for 1,024 times and obtained the average of each type of overhead in terms of CPU cycles as well as time used, as shown in Table 2. O_{at_init} and O_{at_exit} are orders of magnitudes larger than others. This is because they involve establishing or terminating the per-attestation communication session between the Normal and the Secure worlds. Since the initialization and exit happen only once for each attestation, their overhead tends to blend in the (much longer) operation execution time and is unnoticeable. Because control-event trampolines and data-event trampolines incur nearly the same amount of overhead, we do not differentiate them in the table. We also show the overhead of a world switch for comparison.

9.2 Tests against Real Embedded Programs

We selected 5 open-source embedded programs to evaluate the end-to-end overhead of OAT. We could not include more programs in this test because of the non-trivial manual efforts required for porting each program to the development board that we use for evaluation. Note that this porting is necessary due to the hardware-dependent nature of embedded programs,

Table 3: Code Size and Compile Time Change

Application	Code Size (KB)		Compile Time (s)	
	w/o att.	w/ att.	w/o att.	w/ att.
Syringe Pump	8.9	12	1.15	1.46
House Alarm System	28	30	1.82	2.62
Movement Controller	21	20	0.49	1.49
Rover Controller	7.7	8.7	0.83	0.91
Light Controller	11	13	0.65	0.83
Overhead on Avg.	13%		62%	

rather than any requirements posed by OAT. We picked these programs to represent a reasonable level of variety. They are:

- *Syringe Pump* is a remotely controlled device that pumps and injects a precise amount of liquid, often used in healthcare, food engineering, and bio engineering settings. We apply OEI attestation to the “injection-upon-command” operation.
- *House Alarm System* is an IoT device carrying a camera and a motion sensor connected to the GPIO pins. It has more than 2,000 lines of C code. When the sensor is triggered under user-specified conditions, the device takes a photo and sends it along with an alert to the user. We apply OEI attestation to its “check-then-alarm” operation.
- *Remote Movement Controller* is an embedded device whose movement is controlled by a remote party via radio, often used in RC cars and robots. It takes simple commands dictating movement along x - y axis. We choose the “receive-execute-command” operation for OEI attestation, similar to the example given in § 3.1.
- *Rover Controller* is similar to the controller above but it controls the motor directly. We attest the “receive-execute-command” operation.
- *Light Controller* is a smart lighting controller. We attest the “turn-on/off-lights-upon-command” operation.

Compile-time Overhead: We instrumented OAT compiler to measure its own performance in terms of binary size increase and compilation delay. Table 3 shows the results for each program. The absolute increase in code size ranges from 1 to 3 KB, which is acceptable even for embedded devices, despite the seemingly large percentage (13%). We find that the increase is not proportional to original code size and is dominated by the trampoline library, which remains fixed.

The compilation delay caused by OEI-related analysis and instrumentation may seem high, averaging 62%. But in absolute terms, the delay is less than 1 second for the tested programs. We believe this is acceptable given that (i) the overhead is on par with similar code analysis and instrumentation techniques; (ii) the compilation is offline and happens only once for each program version.

Per-operation Runtime Overhead: For each test program, we measure the execution delay for the selected operation and the size of the resulting attestation blob (compressed) that con-

tains both the stream and the hash. Table 4 shows the results. The columns “Op. w/o att.” and “Op. w/ att.” show the time, in seconds, for an operation to execute, without and with the attestation turned on, respectively. The relative slowdown is shown in the overhead column. The number of critical variables for each program is listed in the next column. The last column shows the size of the attestation blob, in bytes. The average slowdown of attestation-enabled operations is 2.73%. The average size of the attestation blobs is 56 Bytes.

9.3 Attack Detection via OEI Attestation

Due to the lack of publicly available exploits for bare-metal devices, we inject vulnerabilities to the previously discussed test programs, launch basic control-flow hijacks and data corruptions, and examine if the measurements generated by OAT capture these attacks.

Specifically, we inject to the programs the vulnerabilities similar to those shown in Listing 1, which we then exploit to (i) overwrite a function pointer; (ii) corrupt a critical variable; (iii) trigger an unintended operation. By verifying the resulting measurements generated by OAT, we find that, in each test case, (i) the illegal control-flow transfer caused by the subverted function pointer is recorded in the measurement stream; (ii) the CVI flag is set due to the failed VD-Check check; (iii) the unintended operation is detected because the reconstructed code path does not match the requested operation. Although these tests are simple and created by ourselves, they do demonstrate the basic functioning of our prototype and confirm OEI attestation as a viable way for remote verifiers to detect those attacks that are currently undetectable on embedded devices. However, we do not intend to use these tests to claim full correctness or completeness of our current prototype.

We also performed a comprehensive security analysis on OAT itself, identifying possible evasions and reasoning how our design prevents them. It is presented in § 6.

10 Related Work

Remote Attestation: Remote attestation has been studied for decades. Earlier works such as [51][38] were focused on static code integrity, using checksums for verification. A series of works [8, 43, 23, 33] studied the Root of Trust (RoT) for remote attestation on embedded devices, which builds on either software-based TCB or hardware-based TPM or PUF. Halder et al. [52] proposed to verify the high-level semantic properties of Java programs using an instrumented Java virtual machine. ReDAS [32] verified the structural integrity and global data integrity. Taking a step beyond static property attestation, these systems however were not designed to detect control-flow hijacks or data-only attack, which our work aims to. Further, they were not designed for embedded or IoT devices. A tool called DARPA [31]

Table 4: Runtime Overhead measured on 5 real embedded programs

Application	Time			Critical Var. #	Attestation Blob Size(Bytes)
	Op. w/o att. (s)	Op. w/ att. (s)	Overhead (%)		
Syringe Pump	10.194	10.384	1.9%	20	50
House Alarm System	5.275	5.360	1.6%	6	61
Remote Movement Controller	10.007	10.133	1.25%	7	64
Rover Controller	2.546	2.660	4.5%	8	40
Light Controller	5.326	5.562	4.4%	4	69
Avg.	N/A	N/A	2.73%	9	56

addressed physical attacks on provers by detecting absent or suspicious devices. SEDA [10] is a swarm attestation scheme aiming at high scalability for large group of embedded devices. Armknecht et al. [9] built a security framework for the analysis and design of software attestation. These works addressed the important and interesting problems facing remote attestation. In contrast, we focus on an open problem, namely practical and deterministic verification of control-flow and data integrity for embedded programs.

A recent work called C-FLAT [6] is closely related to our work. It was the first paper to introduce control-flow attestation for embedded devices. Although a seminal idea, C-FLAT suffers from unverifiable hashes, especially when attested programs have nested loops and branches. This is because verifiers using C-FLAT essentially need to search all possible code paths of a program before they can deterministically verify if a given hash is legitimate. However, the path search problem is often unsolvable even for small programs. Moreover, C-FLAT cannot verify dynamic data integrity. By comparison, we propose a new property, namely OEI, to enable on-demand, per-operation attestation of both control-flow and data integrity. Our novel control-flow measurement scheme allows for deterministic code path reconstruction and verification and does not incur impractical time or space overhead. We address the data integrity verification problem by proposing the lightweight Value-based Define-Use Check.

Online CFI Enforcement: Although control flow attestation has not been sufficiently studied, CFI enforcement is a topic that has attracted a rich body of works since its debut [5]. A common goal shared by many CFI enforcement methods such as [50, 42, 54, 41, 18, 19] is to find a practical trade-off between runtime overhead and the level of precision. Previous works such as [56, 55] also introduced CFI enforcement to COTS or legacy binaries. CPI [36] prevents control flow hijacking by protecting code pointers in safe regions. Thanks to the previous works, CFI has become increasingly practical for adoption in the real world and serves as a proactive exploit prevention mechanism. However, despite the progress made, enforcing CFI on embedded devices can be still too heavyweight or impractical, mostly because of the limited CPU and storage. Therefore, we advocate CFI attestation as a more promising approach than CFI enforcement for today’s embedded and IoT devices. Even if performance is not a concern, OEI attestation has a unique advantage

over online CFI enforcement: it allows remote verifiers to reconstruct the exact code paths executed during an operation, which enables full CFI checking (as opposed to a reduced version) as well as other security analysis (e.g., forensics).

On the other hand, enforcing CFI cannot prevent all code exploits, as demonstrated by control-flow bending, data-oriented programming, etc. [16, 12, 29, 28]. They belong to data-only attacks, which OEI attestation can detect.

Runtime Data Protection: A series of works approached the problem of data corruption prevention via dynamic bounds checking [22, 39, 21] and temporal safety [40]. A different approach is taken by DFI [15] and WIT [7]. They use static analysis to derive a policy regarding which memory addresses each instruction can write to, and then, instrument all memory accesses to ensure the policy is not violated during runtime. Although effective at preventing data corruption, these techniques tend to incur high runtime overhead due to the need to intercept and check a large number of memory access. In contrast, our CVI checking is selective (i.e., it only applies to critical variables) and lightweight. Our checks are value-based and do not require complex policies. The CVI check and the control-flow attestation mutually compensate each other, forming the basis for OEI verification. DataShield[13] applies selective protection to sensitive data. Their definition of sensitive data is type-based and also needs user annotation. It relies on a safe memory region to isolate the sensitive data and mediate the access to them. In comparison, our critical variable annotation is more flexible. Instead of enforcing memory isolation that can be heavy or unsupported on embedded devices, we perform lightweight Value-based Define-Use Check. Unlike DataShield, we are not concerned with data confidentiality.

11 Conclusion

We propose Operation Execution Integrity, or OEI, a new security property for attesting bare-metal embedded devices. Recognizing the operation-oriented, data-driven design of embedded programs, OEI entails *operation-scoped CFI* and *Critical Variable Integrity*. We build a system called OAT to deterministically and efficiently attest OEI, and in turn, detect advanced attacks such as control-flow hijacks and data-only attacks that are currently undetectable on embedded devices. Our evaluation of OAT against real embedded programs shows acceptable runtime overhead.

References

- [1] CoreSight Debug Trace. <https://www.arm.com/products/system-ip/coresight-debug-trace>.
- [2] GlobalPlatform TEE Specifications. <https://www.globalplatform.org/specificationsdevice.asp>.
- [3] New car hacking research: Tesla motors. <http://keenlab.tencent.com/en/2017/07/27/New-Car-Hacking-Research-2017-Remote-Attack-Tesla-Motors-Again/>.
- [4] OP-TEE. <https://www.op-tee.org>.
- [5] Martín Abadi, Mihai Budiu, Ulfar Erlingsson, and Jay Ligatti. Control-flow integrity. In *Proceedings of the 12th ACM conference on Computer and communications security*, pages 340–353. ACM, 2005.
- [6] Tigist Abera, N. Asokan, Lucas Davi, Jan-Erik Ekberg, Thomas Nyman, Andrew Paverd, Ahmad-Reza Sadeghi, and Gene Tsudik. C-flat: Control-flow attestation for embedded systems software. In *Proceedings of the 2016 ACM SIGSAC Conference on Computer and Communications Security, CCS '16*, pages 743–754, New York, NY, USA, 2016. ACM.
- [7] Periklis Akrividis, Cristian Cadar, Costin Raiciu, Manuel Costa, and Miguel Castro. Preventing memory error exploits with wit. In *Security and Privacy, 2008. SP 2008. IEEE Symposium on*, pages 263–277. IEEE, 2008.
- [8] W. A. Arbaugh, D. J. Farber, and J. M. Smith. A secure and reliable bootstrap architecture. In *Proceedings of the 1997 IEEE Symposium on Security and Privacy, SP '97*, pages 65–, Washington, DC, USA, 1997. IEEE Computer Society.
- [9] Frederik Armknecht, Ahmad-Reza Sadeghi, Steffen Schulz, and Christian Wachsmann. A security framework for the analysis and design of software attestation. In *Proceedings of the 2013 ACM SIGSAC Conference on Computer & Communications Security, CCS '13*, pages 1–12, New York, NY, USA, 2013. ACM.
- [10] N. Asokan, Ferdinand Brasser, Ahmad Ibrahim, Ahmad-Reza Sadeghi, Matthias Schunter, Gene Tsudik, and Christian Wachsmann. Seda: Scalable embedded device attestation. In *Proceedings of the 22nd ACM SIGSAC Conference on Computer and Communications Security, CCS '15*, pages 964–975, New York, NY, USA, 2015. ACM.
- [11] Erik Buchanan, Ryan Roemer, Hovav Shacham, and Stefan Savage. When good instructions go bad: Generalizing return-oriented programming to risc. In *Proceedings of the 15th ACM conference on Computer and communications security*, pages 27–38. ACM, 2008.
- [12] Nicholas Carlini, Antonio Barresi, Mathias Payer, David Wagner, and Thomas R Gross. Control-flow bending: On the effectiveness of control-flow integrity. In *USENIX Security Symposium*, pages 161–176, 2015.
- [13] Scott A Carr and Mathias Payer. Datashield: Configurable data confidentiality and integrity. In *Proceedings of the 2017 ACM on Asia Conference on Computer and Communications Security*, pages 193–204. ACM, 2017.
- [14] Claude Castelluccia, Aurélien Francillon, Daniele Perito, and Claudio Soriente. On the difficulty of software-based attestation of embedded devices. In *Proceedings of the 16th ACM Conference on Computer and Communications Security, CCS '09*, pages 400–409, New York, NY, USA, 2009. ACM.
- [15] Miguel Castro, Manuel Costa, and Tim Harris. Securing software by enforcing data-flow integrity. In *Proceedings of the 7th Symposium on Operating Systems Design and Implementation, OSDI '06*, pages 147–160, Berkeley, CA, USA, 2006. USENIX Association.
- [16] Shuo Chen, Jun Xu, Emre C. Sezer, Prachi Gauriar, and Ravishankar K. Iyer. Non-control-data attacks are realistic threats. In *Proceedings of the 14th Conference on USENIX Security Symposium - Volume 14, SSYM'05*, pages 12–12, Berkeley, CA, USA, 2005. USENIX Association.
- [17] Shuo Chen, Jun Xu, Emre Can Sezer, Prachi Gauriar, and Ravishankar K Iyer. Non-control-data attacks are realistic threats. In *USENIX Security Symposium*, volume 14, 2005.
- [18] John Criswell, Nathan Dautenhahn, and Vikram Adve. Kcofi: Complete control-flow integrity for commodity operating system kernels. In *Security and Privacy (SP), 2014 IEEE Symposium on*, pages 292–307. IEEE, 2014.
- [19] Lucas Davi, Alexandra Dmitrienko, Manuel Egele, Thomas Fischer, Thorsten Holz, Ralf Hund, Stefan Nürnberger, and Ahmad-Reza Sadeghi. Mocfi: A framework to mitigate control-flow attacks on smartphones. In *NDSS*, volume 26, pages 27–40, 2012.
- [20] Lucas Davi, Patrick Koeberl, and Ahmad-Reza Sadeghi. Hardware-assisted fine-grained control-flow integrity: Towards efficient protection of embedded systems against software exploitation. In *Proceedings of the 51st Annual Design Automation Conference*, pages 1–6. ACM, 2014.

- [21] Joe Devietti, Colin Blundell, Milo MK Martin, and Steve Zdancewic. Hardbound: architectural support for spatial safety of the c programming language. In *ACM SIGARCH Computer Architecture News*, volume 36, pages 103–114. ACM, 2008.
- [22] Dinakar Dhurjati and Vikram Adve. Backwards-compatible array bounds checking for c with very low overhead. In *Proceedings of the 28th international conference on Software engineering*, pages 162–171. ACM, 2006.
- [23] Karim Eldefrawy, Aurélien Francillon, Daniele Perito, and Gene Tsudik. SMART: Secure and Minimal Architecture for (Establishing a Dynamic) Root of Trust. In *NDSS 2012, 19th Annual Network and Distributed System Security Symposium, February 5-8, San Diego, USA, San Diego, UNITED STATES, 02 2012*.
- [24] Nicolas Falliere, Liam O Murchu, and Eric Chien. W32. stuxnet dossier. *White paper, Symantec Corp., Security Response*, 5(6), 2011.
- [25] FDA. Cybersecurity vulnerabilities identified in implantable cardiac pacemaker, August 2017.
- [26] Andy Greenberg. Hacker says he can hijack a \$35 k police drone a mile away, 2016.
- [27] Grant Ho, Derek Leung, Pratyush Mishra, Ashkan Hosseini, Dawn Song, and David Wagner. Smart locks: Lessons for securing commodity internet of things devices. In *Proceedings of the 11th ACM on Asia Conference on Computer and Communications Security*, pages 461–472. ACM, 2016.
- [28] Hong Hu, Zheng Leong Chua, Sendriou Adrian, Prateek Saxena, and Zhenkai Liang. Automatic generation of data-oriented exploits. In *Proceedings of the 24th USENIX Conference on Security Symposium, SEC’15*, pages 177–192, Berkeley, CA, USA, 2015. USENIX Association.
- [29] Hong Hu, Shweta Shinde, Sendriou Adrian, Zheng Leong Chua, Prateek Saxena, and Zhenkai Liang. Data-oriented programming: On the expressiveness of non-control data attacks. In *Security and Privacy (SP), 2016 IEEE Symposium on*, pages 969–986. IEEE, 2016.
- [30] Troy Hunt. Controlling vehicle features of nissan leafs across the globe via vulnerable apis. <https://www.troyhunt.com/controlling-vehicle-features-of-nissan/>, February 2016.
- [31] Ahmad Ibrahim, Ahmad-Reza Sadeghi, Gene Tsudik, and Shaza Zeitouni. Darpa: Device attestation resilient to physical attacks. In *Proceedings of the 9th ACM Conference on Security & Privacy in Wireless and Mobile Networks, WiSec ’16*, pages 171–182, New York, NY, USA, 2016. ACM.
- [32] Chongkyung Kil, Emre C. Sezer, Ahmed M. Azab, Peng Ning, and Xiaolan Zhang. Remote attestation to dynamic system properties: Towards providing complete system integrity evidence. *Dependable Systems & Networks, 2009.*, 2009.
- [33] Joonho Kong, Farinaz Koushanfar, Praveen K. Pendyala, Ahmad-Reza Sadeghi, and Christian Wachsmann. PUFatt: Embedded Platform Attestation Based on Novel Processor-Based PUFs. In *DAC*, page 6. ACM, 2014.
- [34] Tim Kornau. *Return oriented programming for the ARM architecture*. PhD thesis, Masters thesis, Ruhr-Universität Bochum, 2010.
- [35] Brian Krebs. Reaper: Calm before the iot security storm. <https://krebsonsecurity.com/2017/10/reaper-calm-before-the-iot-security-storm/>, October 2017.
- [36] Volodymyr Kuznetsov, László Szekeres, Mathias Payer, George Candea, R. Sekar, and Dawn Song. Code-pointer integrity. In *Proceedings of the 11th USENIX Conference on Operating Systems Design and Implementation, OSDI’14*, pages 147–163, Berkeley, CA, USA, 2014. USENIX Association.
- [37] Chris Lattner and Vikram Adve. LLVM: A Compilation Framework for Lifelong Program Analysis & Transformation. In *Proceedings of the 2004 International Symposium on Code Generation and Optimization (CGO’04)*, Palo Alto, California, Mar 2004.
- [38] Yanlin Li, Jonathan M. McCune, and Adrian Perrig. VIPER: verifying the integrity of peripherals’ firmware. In *Proceedings of the 18th ACM Conference on Computer and Communications Security, CCS 2011, Chicago, Illinois, USA, October 17-21, 2011*, pages 3–16, 2011.
- [39] Santosh Nagarakatte, Jianzhou Zhao, Milo MK Martin, and Steve Zdancewic. Softbound: Highly compatible and complete spatial memory safety for c. *ACM Sigplan Notices*, 44(6):245–258, 2009.
- [40] Santosh Nagarakatte, Jianzhou Zhao, Milo MK Martin, and Steve Zdancewic. Cets: compiler enforced temporal safety for c. In *ACM Sigplan Notices*, volume 45, pages 31–40. ACM, 2010.
- [41] Ben Niu and Gang Tan. Monitor integrity protection with space efficiency and separate compilation. In *Proceedings of the 2013 ACM SIGSAC conference on Computer & communications security*, pages 199–210. ACM, 2013.

- [42] Ben Niu and Gang Tan. Per-input control-flow integrity. In *Proceedings of the 22Nd ACM SIGSAC Conference on Computer and Communications Security, CCS '15*, pages 914–926, New York, NY, USA, 2015. ACM.
- [43] Bryan Parno, Jonathan M. McCune, and Adrian Perrig. Bootstrapping trust in commodity computers. In *Proceedings of the 2010 IEEE Symposium on Security and Privacy, SP '10*, pages 414–429, Washington, DC, USA, 2010. IEEE Computer Society.
- [44] D. Quarta, M. Pogliani, M. Polino, F. Maggi, A. M. Zanchettin, and S. Zanero. An experimental security analysis of an industrial robot controller. In *2017 IEEE Symposium on Security and Privacy (SP)*, pages 268–286, May 2017.
- [45] Rapid7. Multiple vulnerabilities in animas onetouch ping insulin pump. <https://blog.rapid7.com/2016/10/04/r7-2016-07-multiple-vulnerabilities-in-animas-onetouch-ping-insulin-pump/>, October 2016.
- [46] Eyal Ronen, Adi Shamir, Achi-Or Weingarten, and Colin OFlynn. Iot goes nuclear: Creating a zigbee chain reaction. In *Security and Privacy (SP), 2017 IEEE Symposium on*, pages 195–212. IEEE, 2017.
- [47] A. Seshadri, A. Perrig, L. van Doorn, and P. Khosla. Swatt: software-based attestation for embedded devices. In *IEEE Symposium on Security and Privacy, 2004. Proceedings. 2004*, pages 272–282, May 2004.
- [48] Arvind Seshadri, Mark Luk, Elaine Shi, Adrian Perrig, Leendert van Doorn, and Pradeep Khosla. Pioneer: Verifying code integrity and enforcing untampered code execution on legacy systems. *SIGOPS Oper. Syst. Rev.*, 39(5):1–16, October 2005.
- [49] Tom Spring. New mirai variant carries out 54-hour ddos attacks. <https://threatpost.com/new-mirai-variant-carries-out-54a-hour-ddos-attacks/124660/>, March 2017.
- [50] Caroline Tice, Tom Roeder, Peter Collingbourne, Stephen Checkoway, Úlfar Erlingsson, Luis Lozano, and Geoff Pike. Enforcing forward-edge control-flow integrity in gcc & llvm. In *Proceedings of the 23rd USENIX Conference on Security Symposium, SEC' 14*, pages 941–955, Berkeley, CA, USA, 2014. USENIX Association.
- [51] Arvind Seshadri Adrian Perrig Leendert van Doorn Pradeep Khosla. Using software-based attestation for verifying embedded systems in cars. *S&P, Oakland*, 2004.
- [52] Deepak Chandra Vivek Haldar and Michael Franz. Semantic remote attestation – a virtual machine directed approach to trusted computing. *VM*, 2004.
- [53] Jacob Wurm, Khoa Hoang, Orlando Arias, Ahmad-Reza Sadeghi, and Yier Jin. Security analysis on consumer and industrial iot devices. In *Design Automation Conference (ASP-DAC), 2016 21st Asia and South Pacific*, pages 519–524. IEEE, 2016.
- [54] Bin Zeng, Gang Tan, and Greg Morrisett. Combining control-flow integrity and static analysis for efficient and validated data sandboxing. In *Proceedings of the 18th ACM conference on Computer and communications security*, pages 29–40. ACM, 2011.
- [55] Chao Zhang, Tao Wei, Zhaofeng Chen, Lei Duan, Laszlo Szekeres, Stephen McCamant, Dawn Song, and Wei Zou. Practical control flow integrity and randomization for binary executables. In *Security and Privacy (SP), 2013 IEEE Symposium on*, pages 559–573. IEEE, 2013.
- [56] Mingwei Zhang and R Sekar. Control flow integrity for cots binaries. In *USENIX Security Symposium*, pages 337–352, 2013.