

# Heterogeneous and Multidimensional Clairvoyant Dynamic Bin Packing for Virtual Machine Placement

Yan Zhao<sup>1</sup> · Zhan Zhang<sup>1</sup> · Na Wu<sup>1</sup> ·  
Hongwei Liu<sup>✉</sup> · Decheng Zuo<sup>1</sup>

Received: date / Accepted: date

**Abstract** Although the public cloud still occupies the largest portion of the total cloud infrastructure, the private cloud is attracting increasing interest because of its better security and privacy control. According to previous research, a high upfront cost is among the most serious challenges associated with private cloud computing. Virtual machine placement (VMP) is a critical operation for cloud computing, as it improves performance and reduces cost. Extensive VMP methods have been researched, but few have been designed to reduce the upfront cost of private clouds. To fill this gap, in this paper, a heterogeneous and multidimensional clairvoyant dynamic bin packing (CDBP) model, in which the scheduler can conduct more efficient scheduling with additional time information to reduce the size of the datacenter and, thereby, decrease the upfront cost, is applied. An innovative branch-and-bound algorithm with the divide-and-conquer strategy (DCBB) is proposed to reduce the number of servers (#servers), with fast processing speed. In addition, some algorithms based on first fit (FF) and the ant colony system (ACS) are modified

---

The work described in this paper was supported by the National High-tech R&D Program of China (863 Program) under Grant 2013AA01A215, National Natural Science Foundation of China under Grant 61370085, and National Laboratory of High-effect Server and Storage Technique under Grant 2014HSSA05.

---

Yan Zhao  
E-mail: yanzhao@hit.edu.cn ·  
Zhan Zhang  
E-mail: zz@ftcl.hit.edu.cn ·  
Na Wu  
E-mail: wuna@ftcl.hit.edu.cn ·  
Hongwei Liu  
E-mail: liuhw@hit.edu.cn ·  
Decheng Zuo  
E-mail: zuodc@hit.edu.cn

<sup>1</sup> Department of Computer Science and Technology, Harbin Institute of Technology, Heilongjiang, China

to apply them to the CDBP model. Experiments are conducted on generated and real-world data to check the performance and efficiency of the algorithms. The results confirm that the DCBB can make a tradeoff between performance and efficiency and also achieves a much faster convergence speed than that of other search-based algorithms. Furthermore, the DCBB yields the optimal solution under real-world workloads in much less runtime (by an order of magnitude) than required by the original branch-and-bound (BB) algorithm.

**Keywords** virtual machine placement · dynamic bin packing · private cloud computing · resource management

## 1 Introduction

Cloud computing is a computing paradigm enabling convenient, measurable, and on-demand network access to a pool of configured physical resources, such as the CPU, memory, and disk space, and can be categorized into three major deployment models: public clouds, private clouds and hybrid clouds [1]. Although public cloud computing platforms still occupy the largest portion, private clouds are attracting increasing attention from industry [2] because of their better security and privacy control. According to a survey [3] focused on the adoption of cloud computing among IT professionals, implemented by RightScale in 2017, 95% of respondents used clouds, while 75% used a private cloud. Also, previous studies [3, 4] have revealed that a high upfront cost is among the most serious challenges associated with private cloud computing. Thus, efficient resource management methods aiming at reducing the scale of the datacenter are required to popularize private cloud computing.

Virtual machine placement (VMP) is a critical operation for cloud computing and will improve the performance and reduce the resource consumption and maintenance costs of datacenters [5]. Many VMP methods have been proposed with different objectives, including load balancing, energy efficiency, and network traffic efficiency. However, few efforts have been made to establish algorithms for the private cloud to reduce the upfront cost. With the increasing attraction of the private cloud in industry and research, one of the emerging challenges of VMP is determining how to conduct efficient scheduling to minimize the number of servers (#servers) in the private cloud scenario. To address this problem, we applied the clairvoyant dynamic bin packing (CDBP) model to private cloud computing to improve the scheduling performance and efficiency based on a predictable workload and limited resources.

Dynamic bin packing (DBP) [6] aims to model the scenario in which items arrive and depart randomly. Compared to classic bin packing, DBP can better model real-world problems and allow more efficient scheduling since it considers the release of items. DBP can be further classified into clairvoyant and non-clairvoyant settings regarding the time at which the scheduler becomes aware of the release time of the virtual machines (VMs). Initially, researchers focused on non-clairvoyant dynamic bin packing (NCDBP) [6, 7, 8, 9], in which the system does not know the release time of VMs until they release.

With the development of cloud workload prediction, CDBP, in which the system becomes aware of the release time of VMs when they execute, has attracted increasing attention in the area of cloud resource scheduling [10, 11] in recent years. Although efforts have been made to apply the DBP model to cloud computing, few studies considering heterogeneous environments or multidimensional resources have been carried out. In this paper, we propose our solutions to CDBP for heterogeneous environments and multidimensional resources to minimize the #servers in a datacenter.

An appointment system [12], to which requests should be submitted in advance, has been applied in many areas to ensure customer usage, improve the scheduling efficiency and mitigate the conflict among resources. Based on the impressive results obtained by the application of appointment systems in other areas, we infer that appointment scheduling can also be conducted to achieve more efficient VMP. By applying an appointment system, the scheduler can perform more efficient scheduling based on time multiplexing with additional information regarding the utilization time. In this paper, we applied the appointment idea to the VMP problem and focused on the offline solutions in which the requests need to be submitted in advance.

A principal motivation for our model is to improve the resource scheduling efficiency in the private cloud, the workload of which is more stable and predictable than that of the public cloud. Since the private cloud cannot scale up infinitely in the event of a demand pike as the public cloud can, we introduced the appointment idea to ensure the customer usage and mitigate the conflict among resources. In addition, we focused on minimizing the #servers, which is one important way to reduce the energy consumption [13]. Thus, our approach also contributes to the energy efficiency by reducing the size of the datacenter. Since our method does not consider migration nor a specific type of network architecture, the additional bandwidth consumption is also ignored in this paper.

Our research can be applied to the following scenario:

- The staff of an organization needs to use computing resources to support their work.
- The workload is predictable and stable regarding the required amount of resources and period of usage.
- The company is concerned with issues such as security and confidentiality and thus prefers a private cloud.
- The organization aims to minimize the size of its datacenter while allocating all VMs.

The main contributions of this paper are that we extended the CDBP to heterogeneous servers and multidimensional resources to make it more realistic, proposed a novel branch-and-bound algorithm with the divide-and-conquer strategy (DCBB) to make a tradeoff between performance and efficiency, adapted and modified duration-descending first-fit (DDFF) and the ant colony system coupled with order exchange and migration local search

Table 1: List of the main acronyms used in this paper

Acronym	Description
#servers	Number of Servers
#VMs	Number of Virtual Machines
BB	Branch Bounding
CS	Clustered Set of Virtual Machines
CDBP	Clairvoyant Dynamic Bin Packing
SCS	Set of Clustered Sets of Virtual Machines
DBP	Dynamic Bin Packing
DCBB	Divide-and-Conquer Branch Bounding
DDFF	Duration-Descending First Fit
FF	First Fit
MGC	Most-Greedy Cluster Algorithm
NCDBP	Non-Clairvoyant Dynamic Bin Packing
NP-hard	Non-deterministic Polynomial-time Hard
OEMACS	Order Exchange and Migration Ant Colony System
VM	Virtual Machine
VMP	Virtual Machine Placement

techniques (OEMACS) into CDBP-based VMP, and conducted experiments to compare the performances and efficiencies of different algorithms.

A list of common abbreviations used throughout this paper is presented in Table 1 for the reader’s convenience.

The remainder of this paper is organized as follows. First, Sect. 2 introduces related works. Then, Sect. 3 explains the system model. Next, Sect. 4 presents the scheduling algorithms. Then, Sect. 5 describes the implementation and experiments. Finally, Sect. 6 concludes the paper.

## 2 Related Works

This paper applies CDBP to VMP to enhance the classic VMP with an additional time dimension. We also propose the DCBB algorithm to efficiently address the problem of the model. In this section, we introduce and discuss the limitations of the previous works on VMP and DBP problems.

### 2.1 Virtual Machine Placement

VMP is a widely researched process in which VMs are allocated to the servers according to the resource requirement of the datacenter [14] and plays a major role in cloud computing resource management [5, 15, 16, 17, 13]. It carries out an initial deployment of VMs to achieve different objectives, including resolving resource-aware [18, 19, 20], power-aware [21, 22, 23], network-aware [24], cost-aware [25, 26], and load balancing [27] problems.

To resolve the VMP problem efficiently, researchers have applied numerous algorithms. Accurate algorithms such as linear programming [28], stochastic

integer programming [29], and pseudo-Boolean optimization [30] have been studied to provide the optimal scheduling scheme. Despite its great scheduling efficiency, the optimal scheme requires an intolerable runtime since it is a well-known non-deterministic polynomial-time hard (NP-hard) problem [16]. To accelerate the scheduling process, many heuristic algorithms based on FF [16, 31], best-fit [31, 32], worst-fit [31] and first-come-first-serve [33], which greatly reduce the runtime despite some decline in performance, have been proposed. With the rapid development of evolutionary algorithms, researchers have also applied frog leaping [34], ant colony optimization [17, 35], and the genetic algorithm [13] to VMP to improve the scheduling efficiency. In 2016, Liu et al. [35] proposed the OEMACS algorithm, which performs better than other evolutionary and traditional algorithms.

Although many studies have been conducted in the field of VMP, few have focused on the private cloud, where the workload is predictable and resources are limited. Also, VMs arrive and are released over time in the real world. However, classic VMP algorithms consider only the resources of VMs and are unaware of the time information, which may make the problem difficult to model satisfactorily. To address the above problems, we applied CDBP to VMP to better model the problem with an additional time dimension.

## 2.2 Dynamic Bin Packing

Resource-aware VMP can be abstracted into a bin-packing problem consisting of a situation in which several items need to be packed into the minimum number of bins [36]. Bin packing and its  $d$ -dimensional variants have been extensively researched [37, 38, 39, 40] since 1960. Many approximate algorithms have been proposed for 1-dimensional bin packing [37]. Fernandez de La Vega and Lueker [38] proposed the first polynomial-time approximation scheme for 1-dimensional bin-packing problems and proved that 2-dimensional packing problems cannot have a polynomial-time approximation scheme. Although classic bin-packing algorithms mainly consider homogeneous bins, some researchers have also proposed algorithms for bin-packing problems in a heterogeneous environment [40].

DBP [6] is an extension of the classic bin packing with additional arrival and departure times, with items arriving and departing dynamically. Compared to the classic bin packing model, DBP can model the real-world scenario better and result in more efficient scheduling with time multiplexing because of the additional time information. When it was first proposed and analyzed for the allocation problems in computing by Coffman et al. [6], researchers focused on NCDBP, in which the scheduler does not know the release time of VMs until they release. They applied first fit (FF) to reduce the #servers required, calculated the competitive ratio, and proved that no online algorithm can obtain a better competitive ratio than FF. Later, Li et al. [7] applied the model to reduce the usage time of servers. They proved that the upper bound of competitive ratios of FF and any fit are  $2\mu + 13$  and  $\mu$ , respectively, and

proved that the approximation ratio of best fit is not bounded for  $\mu$ . They then proposed a modified FF to improve the competitive ratio. Later, Kamali et al. [8] improved the upper bound of the approximation ratio to  $2\mu + 1$ , and Tang et al. [9] reduced the upper bound of the approximation ratio to  $\mu + 4$ .

In recent years, researchers have paid more attention to the application of CDBP to the scheduling problem in the cloud domain. Different from the non-clairvoyant model, the scheduler in CDBP can perceive the release time upon the arrival of the VM, which can contribute to a more flexible scheduling. Ren et al. [10] proposed DDFP with a 5-approximation ratio and the dual coloring algorithm with a 4-approximation ratio as the offline solutions. Also, they proved that  $\frac{5^{1/2}+1}{2}$  is the lower bound of the competitive ratio of any online algorithm and proposed classify-by-departure-time and classify-by-duration strategies to improve the performance of FF. In 2017, Azar and Yossi [11] proposed FF with the classify-by-duration method, with the competitive ratio equal to the lower bound of the competitive ratio  $\sqrt{\log \mu}$  of any online algorithm.

Despite the great efforts of previous researchers regarding DBP, their contributions were limited to homogeneous servers and 1-dimensional resources to simplify their work. In this paper, we extend the research to heterogeneous environments and the multidimensional-resource scenario to make it more practical.

### 3 System Model

In this section, we apply CDBP to VMP to reduce the size of the datacenter for a private cloud. The most important feature of this model is the application of time multiplexing; thus, different VMs can share the same resource when the runtime does not overlap. In this section, we present CDBP-based VMP and define the VMs, servers, constraints, and objectives.

We use  $S = (s_1, s_2, \dots, s_m)$  and  $V = (v_1, v_2, \dots, v_n)$  to represent the set of servers and set of VMs, respectively. The additional information regarding the arrival time and duration of VMs enables the application of time multiplexing, which will increase the resource utilization ratio. Since the server does not need information regarding the time, we can simply use the amount of resources to describe the servers. Therefore, each server  $s_i$  in  $S$  can be simply represented by its resources  $\mathbf{r}_i^s$ . Regarding the VMs, each VM  $v_j$  in  $V$  consists of a triple  $(a_j, p_j, \mathbf{r}_j^v)$ , where  $a_j$  is the arrival time,  $p_j$  is its usage period, and  $\mathbf{r}_j^v$  represents the resources it requires. In all,  $v_j$  represents that a VM demanding  $\mathbf{r}_j^v$  resources will reside on a certain server from  $a_j$  and remain for a period of  $p_j$ . We assume that  $a_j \geq 0$  and  $p_j \geq 0$  for all  $j$ . Given that  $l$  type of resources are considered,  $\mathbf{r}_i^s = (r_{i1}^s, \dots, r_{il}^s)$  and  $\mathbf{r}_j^v = (r_{j1}^v, \dots, r_{jl}^v)$ . For each VM  $v_j$ , at least one server  $s_i$  satisfying  $r_{ik}^s \geq r_{jk}^v$ , for  $\forall k \in 1, 2, \dots, l$ , exists. The CDBP-based

VMP is formulated as follows.

$$\min \sum_{i=1}^m y_i \quad (1)$$

$$s.t. \sum_{j=1}^n r_{jk}^v u_{jt} x_{jt} \leq r_{jk}^s y_k \quad \forall t \in [0, T], \forall i = 1, \dots, m, \forall k = 1, \dots, l \quad (2)$$

$$\sum_{i=1}^m x_{ij} = 1 \quad \forall j = 1, \dots, n, \forall t \in [0, T] \quad (3)$$

$$y_i \in 0, 1 \quad \forall i = 1, \dots, m \quad (4)$$

$$x_{ij} \in 0, 1 \quad \forall i = 1, \dots, m, \forall j = 1, \dots, n \quad (5)$$

$$u_{jt} \in 0, 1 \quad \forall j = 1, \dots, n, \forall t \in [0, T] \quad (6)$$

The definitions of symbols are shown below:

$l$  : number of resource dimensions

$n$  : #VMs

$m$  : #servers

$t$  : a moment in the experimental period

$T$  : the total experiment time

$y_i$  : 1 if the  $i_{th}$  server is used, 0 otherwise

$x_{ij}$  : 1 if the  $j_{th}$  VM is assigned to the  $i_{th}$  server, 0 otherwise

$a_{jkt}$  : the  $k_{th}$  resource  $j_{th}$  VM needs at time  $t$

$u_{jt}$  : 1 if  $t$  is among the usage time of the  $j_{th}$  VM, 0 otherwise

$V_{ik}$  : the  $k_{th}$  type of resource the  $i_{th}$  server has

We can see from Eq. (1) that the objective is to minimize the total number of required servers (*i.e.*, to minimize the size of the datacenter). If required, it can also adopt other objectives to satisfy the various demands of customers. Constraint Eq. (2) indicates that at least one server should be located in the datacenter. Moreover, constraint Eq. (3) means that, at any moment, each server should have more resources than the amount required by all the VMs it accommodates for any resource dimension. Constraints Eqs. (4) to (6) state the ranges of variables.

To provide an intuitive description of the CDBP-based VMP, we present the allocation results under CDBP and the classic setting in Fig. 1c and Fig. 1b, respectively, with the VMs in Fig. 1a. In Fig. 1a, we use rectangles to represent the VMs with the additional time dimension, with the height representing the amount of resources and the width representing the duration. Also, the horizontal position indicates the arrival time. To make the figure straightforward and concise, we use only one dimension to represent the resource. However, a resource can have multiple dimensions, and servers can be heterogeneous

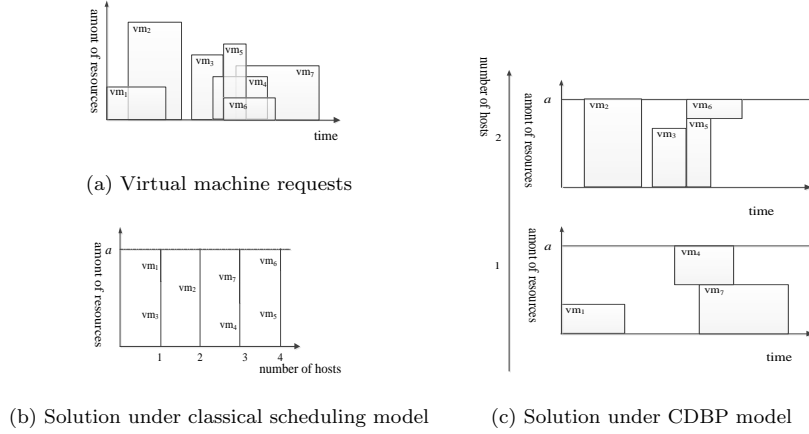


Fig. 1: Schematic of scheduling

in the CDBP model. To visualize the allocation clearly, we set the amount of resources of the servers to  $a$ , as shown in Figs. 1b and 1c. Fig. 1b demonstrates the allocation result of the classic VMP, which is not aware of the time information. Fig. 1c presents the allocation result of the CDBP-based VMP with the utilization of time multiplexing. The total numbers of servers required to accept all the requests in the CDBP-based and classic models are 2 and 4, respectively. From Fig. 1, we can conclude that the CDBP model can decrease the total #servers required to accept all the requests compared to the classic model via time multiplexing.

The requests can also take the following special forms:

- arrival time = 0: the request should be executed immediately or during the process of migration.
- runtime =  $\infty$ : the duration of the request is not determined and will be maintained for a long time.
- arrival time = 0 and runtime =  $\infty$ : the request will be degraded into a classic request since it does not provide any valid time information.

These three special forms are not recommended in the CDBP model because they will reduce the degree of time multiplexing.

To make the model more concise, we consider the following assumptions and requirements:

1. Reservation Mode: the cloud platform will guarantee that the resources applied by the customers have been fully provisioned.
2. Credit System: users will appoint and use the resources according to the real demand.
3. Restart Mechanism: the user should take a snapshot and make another request, provided he does not finish his task within the appointed period.



4. Predictable Utilization Time: we assume that VMs are periodic or predictable. Thus, they can be submitted in advance for scheduling.

In this paper, we aim to minimize the #servers while accepting all the VMs under the CDBP model. However, other objectives, such as load balancing, can also be adopted in this model by changing the objective. In Sect. 4, we design algorithms to address the VMP problem with an additional time dimension derived from the CDBP model.

## 4 Scheduling Algorithms

This section introduces the algorithms designed to solve the problem derived in Sect. 3. First, we present the motivations and requirements of the algorithms. Then, we give the details of DCBB, DDFB, and OEMACS.

### 4.1 Motivations and Requirements

Although algorithms have been proposed for the classic VMP, as described in Sect. 2, we need to design novel algorithms or modify current algorithms to address the additional time dimension under the CDBP model. The classic online algorithms can address the time dimension in a time-sequential fashion, but they cannot confirm whether the resources are available until the VMs begin to function. Furthermore, because of the nature of online algorithms, they lead to poor performances due to the lack of global information. To handle the VMP problem with the additional time dimension efficiently, we design several heuristic algorithms in this section. A practical VMP algorithm under the CDBP model should have the following features.

1. Multidimensional Resource: the algorithms discussed in this paper can handle resources with arbitrary dimensions, although some of the algorithms will be slower when the dimensionality of the resources is high.
2. Heterogeneous Environments: the algorithms discussed in this paper can handle heterogeneous environments, which are common in practice. In addition to the original heterogeneous resources in servers, this heterogeneity can also result from previous unbalanced utilization.
3. Time Multiplexing: the algorithm for the CDBP model should have the ability to take advantage of time multiplexing, which is the core of the model.
4. Assurance of Usage: the algorithm should ensure that the resource will be available for each accepted request in the predetermined period. It should reject the request if the cloud cannot provide the required resources, thereby allowing the customer to adjust his or her request in advance.

In the following subsections, the algorithms we designed for the CDBP model to satisfy the above requirements are described.

## 4.2 DDFF

To the best of our knowledge, two offline algorithms, DDFF and dual coloring, have been proposed to minimize the servers required for the CDBP model, with approximations of 5 and 4, respectively; both were designed by Runtian et al. [10]. Although the dual coloring algorithm has a lower approximation ratio, the difficulty in extending it to a multidimensional-resource algorithm impedes us from applying the algorithm to the CDBP model. DDFF first sorts the VMs in descending order of the duration and then places the VMs in an FF manner. It can be easily adapted to a multidimensional-resource scenario because of its natural feature. However, DDFF faces a problem when considering a heterogeneous environment. Algorithms like FF and DDFF, originally designed for the homogeneous-server scenario, are not compatible with most datacenters. The problem is that these types of algorithms cannot determine which type of server to use when encountering a heterogeneous environment. To solve this problem, we proposed a shuffle process to give the servers a random order instead of a fixed order of the different types. Via comparisons, we found that the shuffle process can improve the performances of DDFF and FF efficiently in the experiments shown in Sect. 5. The pseudocode of the DDFF algorithm with the shuffle process is shown in Alg. 1

---

### Algorithm 1: DDFF

---

**Input:** a set of virtual machine requests:  $vmSet$ , a set of servers  $serverSet$   
**Output :** allocations of virtual machine requests in  $vmSet$  to servers in  $serverSet$

```

1  $vmSet \leftarrow \text{descendingSortByDuration}(vmSet)$ 
2  $serverSet \leftarrow \text{shuffle}(serverSet)$ 
3 foreach  $vm$  in  $vmSet$  do
4   foreach  $server$  in  $serverSet$  do
5     if  $server.canAccommodate(vm)$  then
6        $server.accommodate(vm)$ 
7 return  $allocation$ 

```

---

## 4.3 DCBB

Although the classic BB algorithm can achieve the optimal solution by solving the linear programming model introduced in Sect. 3, the time required is beyond tolerance, especially in the large-scale case. In this subsection, we propose a DCBB algorithm based on BB with an extra divide-and-conquer process to make a tradeoff between performance and efficiency. The main procedure of DCBB is as follows.

1. Cluster the VMs into several sets of clustered sets (SCS) with the following features:

- (a) the runtime of every two VMs in the same clustered set (CS) overlap.
  - (b) the runtime of any two VMs in different CSs do not overlap.
- and put the VMs that cannot be clustered into any CS into the left set (LS)
2. Schedule the VMs in different CSs separately using BB.
  3. Schedule the VMs in LS using DDFF.
  4. Combine the solutions obtained in Step 2 and Step 3.

As shown, instead of scheduling VMs as a unit, the DCBB procedure divides the VMs into several VM sets and then solves them separately. Although the divide-and-conquer process usually reduces the precision, it also efficiently reduces the time complexity. Furthermore, we confirm the superiority of DCBB in Sect. 5 by considering the performance and efficiency.

---

**Algorithm 2: DCBB**


---

**Input:** a set of virtual machine requests:  $vmSet$ , a set of servers  $serverSet$   
**Output :** allocations of virtual machine requests in  $vmSet$  to servers in  $serverSet$

- 1  $(csc, l) \leftarrow \text{cluster}(vmSet)$
- 2 **foreach**  $c$  in  $csc$  **do**
- 3    $\lfloor allocation \leftarrow allocation \cup \text{BB}(c, serverSet)$
- 4  $allocation \leftarrow allocation \cup \text{DDFF}(l, serverSet)$
- 5 **return**  $allocation$

---

The pseudocode of DCBB is shown in Alg. 2. In the procedure, line 1 corresponds to the clustering process, while lines 2 to 5 correspond to the processes of conquering and combination. We have designed different cluster methods such that CSs satisfies the two conditions described in the DCBB procedure. However, in our current work, the different cluster methods seem to perform similarly both in the experimental part demonstrated in Sect. 5 and the theoretical analysis presented later in this subsection. Thus, we show only the pseudocode of one cluster algorithm, called the most-greedy cluster (MGC) algorithm, in Alg. 3. As the pseudocode shows, the MGC mainly involves the following steps:

1. Put the maximum group of VMs whose runtimes overlap by twos into a CS.
2. Put all remaining VMs whose runtimes overlap with that of any VM in CS into the LS.
3. Repeat Step 1 and Step 2 until all the VMs are put into a certain set.

Step 1 and Step 2 guarantee that the runtimes of any two VMs in a C overlap and that no two VMs in different CSs overlap.

Table 2: List of abbreviations used to describe DCBB

Abbreviation	Description
$A(V)$	#servers required by algorithm A under the set of VMs $V$
$r(A)$	the approximation ratio of algorithm A
$p(v)$	the runtime of VM $v$

**Algorithm 3:** Most-Greedy Cluster Algorithm

---

**Input:** a set of VM requests:  $vmSet$   
**Output:** SCS  $csc$ , LS  $l$

```

1  $csc \leftarrow \{\}, l \leftarrow \{\}$ 
2 while  $|vmSet| \neq 0$  do
3    $t \leftarrow \text{findTimeMostVmsContaining}(VmSet)$ 
4    $c \leftarrow \text{getVMSetContainingTime}(t)$ 
5    $vmSet \leftarrow vmSet \setminus c$ 
6   foreach  $vm_1$  in  $vmSet$  do
7     foreach  $vm_2$  in  $c$  do
8       //  $p(v)$  represents the runtime of VM  $v$ 
9       if  $p(vm_1) \cap p(vm_2) \neq \emptyset$  then
10         $l \leftarrow l \cup \{vm_1\}$ 
11         $vmSet \leftarrow vmSet \setminus \{vm_1\}$ 
11  $csc \leftarrow csc \cup c$ 
12 return  $csc, l$ 

```

---

Although much more theoretical research on DCBB and the cluster algorithm needs to be conducted, we have already discovered some features of the cluster algorithm and its influence on DCBB, as shown in the following lemmas and theorem, with the abbreviations listed in Table 2.

**Lemma 1** *If one kind of cluster algorithm leads to a size of LS  $|l| = 0$ , then all cluster algorithms lead to  $|l| = 0$ .*

*Proof* If the lemma is invalid, assume that cluster algorithm  $a_1$  leads to SCS  $csc_1 = \{c_{11}, c_{12}, \dots, c_{1n}\}$ , cluster algorithm  $a_2$  leads to SCS  $csc_2 = \{c_{21}, c_{22}, \dots, c_{2n}\}$  and LS  $l$ . Assume that  $v_i \in LS$ . Then, there must exist two VMs  $v_{k_1}$  and  $v_{k_2}$  belonging to the same  $C$  in  $csc_2$  and satisfying Eqs. (7) to (9)

$$p(v_i) \cap p(v_{k_1}) = \emptyset \quad (7)$$

$$p(v_i) \cap p(v_{k_2}) \neq \emptyset \quad (8)$$

$$p(v_{k_1}) \cap p(v_{k_2}) \neq \emptyset \quad (9)$$

From Eqs. (8) and (9), we can infer that  $p(v_i)$  and  $p(v_{k_1})$  belong to the same CS in  $csc_1$ , which contradicts Eq. (7).

**Lemma 2** *If the integrated cluster algorithm leads to a size of LS  $|l| = 0$ , then the DCBB will result in the optimal solution.*

*Proof* According to the independent runtimes of the VMs in different CSs, and because  $|l| = 0$ , we have

$$\text{DCBB}(vmSet) = \text{DCBB}\left(\bigcup_{c_i \in csc} c_i\right) = \max_{c_i \in csc} \text{BB}(c_i) \quad (10)$$

Since

$$\text{BB}(c_i) \leq \text{BB}(vmSet) \quad (11)$$

we have

$$\text{DCBB}(vmSet) \leq \text{BB}(vmSet) \quad (12)$$

Thus, the DCBB can yield the optimal solution since BB is the optimal algorithm.

**Theorem 1** *Optimal Theorem If one cluster algorithm exists that can lead to LS  $|l| = 0$ , then DCBB integrated with any cluster algorithm will yield the optimal solution.*

*Proof* We can reduce Theorem 1 based on Lemma 1 and Lemma 2.

**Lemma 3** *If one cluster algorithm  $a$  leads to  $|l| = 0$  and  $v_a$  and  $v_b$  are clustered in the same CS  $c_{1i}$  by algorithm  $a$ , then  $v_a$  and  $v_b$  will be clustered into the same CS by all the cluster algorithms.*

*Proof* Assume that  $v_a$  and  $v_b$  are clustered into the different Cs produced by a certain cluster algorithm. Then, we have  $\mathbf{p}(v_a) \cap \mathbf{p}(v_b) = \emptyset$ . Since  $v_a$  and  $v_b$  are clustered into the same CS  $c_{1i}$  by algorithm  $a$ , we have  $\mathbf{p}(v_a) \cap \mathbf{p}(v_b) \neq \emptyset$ , which is a contradiction.

**Lemma 4** *If one kind of cluster method results in  $|l| = 0$ , then all cluster algorithms will yield the same results.*

*Proof* For any two cluster algorithms  $a_1$  and  $a_2$ , if  $a_1$  leads to  $csc_1 = \{c_{11}, c_{12}, \dots, c_{1m}\}$ , then cluster algorithm  $a_2$  leads to  $csc_2 = \{c_{21}, c_{22}, \dots, c_{2n}\}$  without LS due to Lemma 1. For any  $c_{1i}$  containing at least VM  $v_x$ , assume that  $v_x$  resides in  $c_{2j}$  of  $csc_2$ . If  $c_{1i}$  is different from  $c_{2j}$ , then one VM  $v_y$  must exist such that  $v_y \in c_{1i}$  and  $v_y \notin c_{2j}$  or  $v_y \notin c_{1i}$  and  $v_y \in c_{2j}$ , which contradicts Lemma 3.

#### 4.4 OEMACS

As mentioned in Sect. 2, algorithm OEMACS [35] performs better than the conventional heuristic and other evolutionary-based algorithms addressing the classic VMP problem. We enhance OEMACS with additional time dimension so that it can be applied to the CDBP model. Furthermore, we also extend the algorithm to multidimensional resources, as the original algorithm was designed for 2-dimensional resources. We mainly modify several formulae, while the major part of OEMACS is preserved. The modified formulae are shown in Eqs. (13) to (17), with the symbols defined in Table 3.

Table 3: List of abbreviations used to describe OEMACS

Abbreviation	Description
$v_{id}$	the amount of the $d_{th}$ resource required by $i_{th}$ virtual machine
$P_{id}$	the total amount of the $d_{th}$ resource the $i_{th}$ server has
$R_{itd}$	the remaining amount of the $d_{th}$ resource of the $i_{th}$ server at time $t$
$M_t$	the set of servers utilized at time $t$
$T(i)$	the execution period of the $i_{th}$ virtual machine
$D$	the set of dimensions of resources

1. we modified the expression of feasible servers to ensure that the resources of VMs are not larger than the capacity of the server in every dimension, as shown in Eq. (13).

$$I'_j = \{i \mid v_{jd} \leq R_{itd}, 1 \leq i \leq M_t, \forall t \in T(j), \forall d \in D\} \quad (13)$$

2. we improved the expressions of the heuristic information, overload ratio, heuristic objective and global pheromone updating operation by calculating the average remaining resource ratio during a time period with all resource dimensions, as shown in Eqs. (14) to (17)

$$\eta'(i, j) = \frac{1 - \frac{\sum_{d_1 \in D} \sum_{\substack{d_2 \in D \\ d_1 \neq d_2}} \left| \frac{1}{P_{id_1}} \left( \frac{\sum_{t \in T(j)} R_{itd_1}}{|T(j)|} - v_{jd_1} \right) - \frac{1}{P_{id_2}} \left( \frac{\sum_{t \in T(j)} R_{itd_2}}{|T(j)|} - v_{jd_2} \right) \right|}{C_{|D|}^2}}{\frac{\sum_{d \in D} \left| \frac{1}{P_{id}} \left( \frac{\sum_{t \in T(j)} R_{itd}}{|T(j)|} - v_{jd} \right) \right|}{|D|}} + 1.0 \quad (14)$$

$$over'(i) = \sum_{d \in D} \left| \frac{1}{P_{id}} \left( \frac{\sum_{t \in T(j)} R_{itd}}{|T(j)|} - v_{jd} \right) \right| \quad (15)$$

$$f'_2(S) = \sum_{i \in M_t} \left( \sum_{d \in D} \left( \left| \frac{1}{P_{id}} \left( \frac{\sum_{t \in T(j)} R_{itd}}{|T(j)|} \right) \right| \right) \cdot y_i \right) \quad (16)$$

$$\Delta\tau'_i = \frac{1}{f_i(S^b)} + \frac{1}{\sum_{d \in D} \frac{1}{P_{id}} \left( \frac{\sum_{t \in T(j)} R_{itd}}{|T(j)|} \right) + 1} \quad (17)$$

After making the above modifications, we can apply the extended OEMACS to the CDBP model. However, the performance of the modified OEMACS is not satisfying, which may be a result of the increasing complexity brought by the additional time dimension. More information regarding the performance of the modified OEMACS is described in Sect. 5.

## 5 Implementation and Experiments

In this section, we present some experimental results to study and compare BB, DCBB, OEMACS, DDFF, and FF using generated and real-world data with different features. The platform we used to run the scheduling algorithm is a KVM VM with 8 VCPU and 16 GB of memory. The metrics we used to evaluate the algorithms are the performance (#servers required), efficiency (runtime) and convergence speed.

The experimental data confirmed that DCBB can achieve a near-optimal scheduling solution in less runtime (by an order of magnitude) than required by BB. The results also verified that FF-based algorithms have much faster processing speeds and that BB can achieve a better solution when given enough time. Furthermore, a larger arrival time range and shorter duration of VMs lead to fewer servers required by algorithms, possibly due to the higher degree of time multiplexing.

In the following part, we first describe the workloads generated or employed to perform the evaluations and comparisons. Then, we compare the convergence speeds among the search-based algorithms (*i.e.*, DCBB, OEMACS, and BB). Next, we demonstrate the effect of shuffle on DDFF and FF. In Subsect. 5.4, the influence of the number of VMs (#VMs) on the algorithms is presented. Afterward, we show the performance and efficiency of the algorithms for different time configurations. Finally, we evaluate and compare the algorithms under a real-world workload.

### 5.1 Workload Design

To make the experimental environment as close to reality as possible, we selected 8 types of VMs from the Amazon Elastic Compute Cloud (EC2) [41] and 3 types of servers in accordance with the Yingxin server from Inspur Technologies Co., Ltd. [42]. Detailed information on the servers and VMs is given in Table 4. As shown, CPU-intensive, memory-intensive and SSD-intensive VMs and servers are utilized. We also used the uniform distribution  $U(a, b)$  and Gaussian distribution  $N(\mu, \sigma^2)$  to simulate the arrival time and duration of VMs, respectively. The details of the workloads are as follows.

- **Workload I: various #VMs and fixed time distributions**

We designed workload I to have various #VMs with a fixed distribution of arrival times and durations to illustrate the influence of the problem scale on different algorithms. We increased the total #VMs from 24 to 336. To observe the influence of the #VMs, we fixed the distribution arrival time and duration to the values shown in Table 5.

- **Workload II: fixed #VMs and various time distributions**

We designed Workload II to study the influence of the time distribution on the algorithms. In this workload, we fixed the total #VMs to 160. For the time distribution, both the upper bound of the arrival time and the

Table 4: Resources of servers and virtual machines

	Type	#CPU	Memory (GB)	SSD (GB)
server	1	16	32	160
	2	8	32	160
	3	8	64	320
server	1	1	3.75	4
	2	2	7.5	32
	3	4	15	80
	4	2	3.75	32
	5	4	7.5	80
	6	8	15	160
	7	2	15.25	32
	8	4	30.5	80

Table 5: Distributions and default parameters of the runtime and VM duration

Type	Distribution	Parameter 1	Parameter 2
Arrival Time	Uniform	$0(a)$	$240(b)$
Duration	Gaussian	$360(\mu)$	$60(\sigma)$

mean value  $\mu$  of the duration were varied from 60 s to 420 s, while the lower bound of the arrival time  $a$  and the variance of duration  $\sigma$  shown in Table 4 were left unchanged.

– Workload III: **real-word workload**

Considering the timeliness and quality of the workloads, we employed two workloads, i.e., “RICC” and “UniLuGaia”, from the “Logs of Real Parallel Workloads from Production Systems” [43] to evaluate and compare the performances and efficiencies of the algorithms under a real-world workload. Different from the generated data, these real-world data traces are extremely long, relatively spatial, and sometimes contain uncompleted records. Thus, we selected the first 500 valid records from the two traces listed above to make the experiments more significant.

## 5.2 Comparison of Convergence Speed

As the feature of search-based algorithms, DCBB, BB, and OEMACS can achieve better solutions given longer runtimes before obtaining the optimum. Particularly, BB can always provide an optimal solution in theory. However, the runtime of algorithms cannot be arbitrary long. Thus, we need to study the convergence speed of these algorithms to evaluate the algorithms and make a compromise between the performance and efficiency. In this subsection, we apply DCBB, BB and OEMACS to Workload I to compare the convergence speeds of these algorithms.



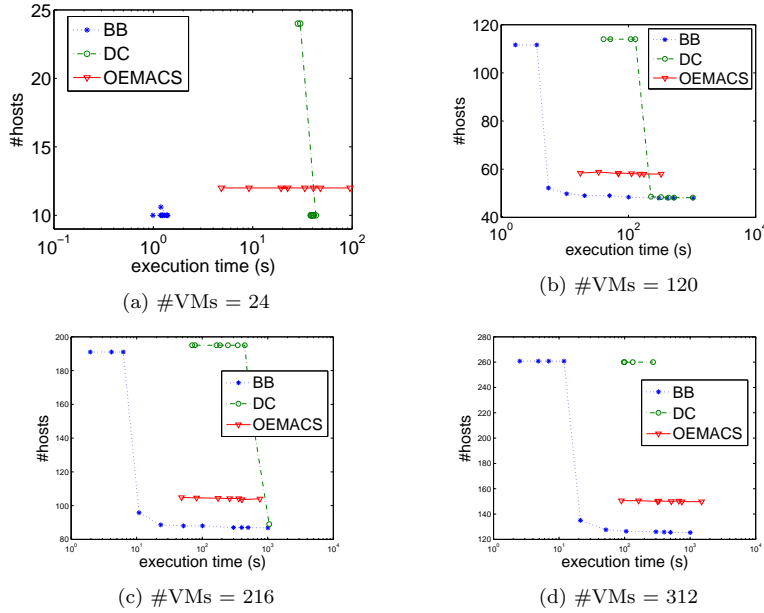


Fig. 2: Evaluations and comparisons of convergence speed

Fig. 2 shows that the total #servers required by DCBB has an exponential decay against the runtime, which indicates that the fastest convergence speed is achieved. In contrast, the convergence speed of BB is much lower, nearly fitting a linear decay after a period of unchanged results. As for OEMACS, the #servers required almost remains unchanged when the runtime increases. Furthermore, the superiority of DCBB continues despite the increase in the #VMs. We can see that the #servers produced by BB remains unchanged for a longer time and decreases at a slower speed when the #VMs increases. Moreover, the result of OEMACS remains nearly unchanged regardless of the #VMs. In contrast, DCBB retains a dramatic convergence speed as the #VMs increases.

We can conclude that DCBB achieves the fastest convergence speed, OEMACS leads to nearly unchanged results, and BB has the slowest convergence speed. In the following experiments, we set time limitations of 50 s and 1000 s, respectively, for DCBB and BB and an iteration limitation of 5 for OEMACS to balance the performance and efficiency according to the results shown in Fig. 2.

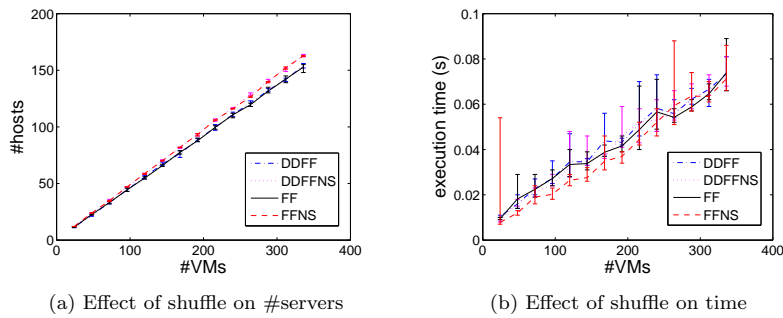


Fig. 3: Influence of shuffle

### 5.3 Effect of Shuffle

In this subsection, we apply FF and DDFFF with and without shuffle algorithms to Workload I to observe the effectiveness of shuffle, as shown in Fig. 3, where NS works as a postfix indicating those algorithms without the shuffle process. We do not sort the servers when the shuffle process is not used since an inclusion relationship does not exist among the resources of different types of servers.

As shown in Fig. 3a, the shuffle process effectively reduces the total #servers required. Moreover, the effectiveness of shuffle becomes more evident as the #VMs increases. The coincident two curves in Fig. 3 also indicate that the performances of FF and DDFFF are nearly the same with or without the shuffle process. Furthermore, the error bar within the curve implies that even the worst case of the algorithms with shuffle is better than the best case of the ones without shuffle.

Regarding the runtime, Fig. 3b implies that the shuffle process does not make much difference. Although DDFFNS and FFNS require shorter runtimes when #VMs is small, the superiorities fade away as #VMs increases. The extra time required by the shuffle process is thus regarded as trivial compared to the total scheduling process and the perturbation caused by the different orders of servers. Moreover, the runtimes of algorithms are relatively unstable and even deviate greatly from the average value according to the error bar.

From the experimental results in this subsection, we can conclude that the shuffle process can reduce the #servers required by FF and DDFFF. Moreover, the additional time required by the shuffle process is trivial, especially when #VMs is large. In the following experiments, we use DDFFF and FF with the shuffle process to make the comparisons.

Table 6: Evaluations and comparisons of algorithms for various #VMs (#S represents #servers; T represents runtime)

#VMs	DCBB		OEMACS		BB		DDFF		FF	
	#S	T (s)	#S	T (s)	#S	T (s)	#S	T (s)	#S	T (s)
24	10.0	1.2	12.0	4.8	10.0	39.0	11.6	0.010	11.4	0.009
48	20.0	45.8	23.6	8.3	19.8	831.0	22.0	0.016	22.6	0.018
72	29.2	33.2	34.8	9.7	29.0	479.1	33.2	0.023	33.2	0.022
96	39.0	50.4	46.4	15.5	39.0	1049.5	44.4	0.027	44.4	0.027
120	49.0	50.5	58.4	17.5	48.2	1027.6	55.8	0.035	54.8	0.033
144	59.0	50.6	69.2	22.9	58.0	1034.4	67.2	0.035	65.8	0.034
168	68.0	51.3	81.2	28.1	67.8	1037.2	76.4	0.044	77.6	0.039
192	78.4	52.7	92.6	37.6	78.4	1044.6	88.8	0.043	87.8	0.042
216	88.0	51.9	104.8	48.4	89.0	1053.8	99.4	0.051	99.6	0.049
240	97.8	50.9	115.6	51.5	98.0	1051.8	111.0	0.058	110.6	0.057
264	110.0	52.3	126.6	68.4	NaN	NaN	121.0	0.056	119.6	0.054
288	118.8	52.4	138.8	76.2	NaN	NaN	132.2	0.062	131.6	0.059
312	127.6	51.9	150.6	89.4	NaN	NaN	142.0	0.067	142.2	0.065
336	139.8	56.4	162.4	88.8	NaN	NaN	153.8	0.074	152.8	0.074

#### 5.4 Influence of Number of Virtual Machines

We evaluated and compared the algorithms with respect to workload I, where #VMs varies. As shown in Table 6, the #servers and runtime of each algorithm for different #VMs are listed. The data of BB are not available when #VMs exceeds 240 because the memory is no longer sufficient to support BB further.

Table 6 shows that DCBB obtains a better result than DDFF, FF and OEMACS in much less time than required by BB. Although BB can achieve a slightly smaller #servers than that required by DCBB when the #VMs is less than 192, it requires a long runtime and an enormous amount of computational resources. The performance of OEMACS is not desirable, as it often requires the largest #servers over a relatively long runtime. DDFF and FF always output similar #VMs in less than 0.1 s, which is a trivial runtime compared to that of the other algorithms.

The results in this subsection show that DDBB can make a tradeoff between performance and efficiency, which means that it can output near-optimal results within 60 s. BB can achieve the best result when the problem scale is small and the runtime is long. Although DDFF and FF did not yield a better result than that of DDBB, they can provide a scheduling solution within a trivial runtime less than 0.01 s, which is suitable for real-time scheduling.

#### 5.5 Influence of Time Factors

To study the influence of arrival time and duration, we tested the algorithms under Workload II with varying arrival times and VM durations to observe the performances and efficiencies of different algorithms. Fig. 2 shows the comparison of algorithms for various upper bounds of the arrival time and mean values of the durations of VMs.

As shown in Fig. 4a, the runtimes of algorithms do not fluctuate much with the variance of the time factors. Consistent with the previous results, BB

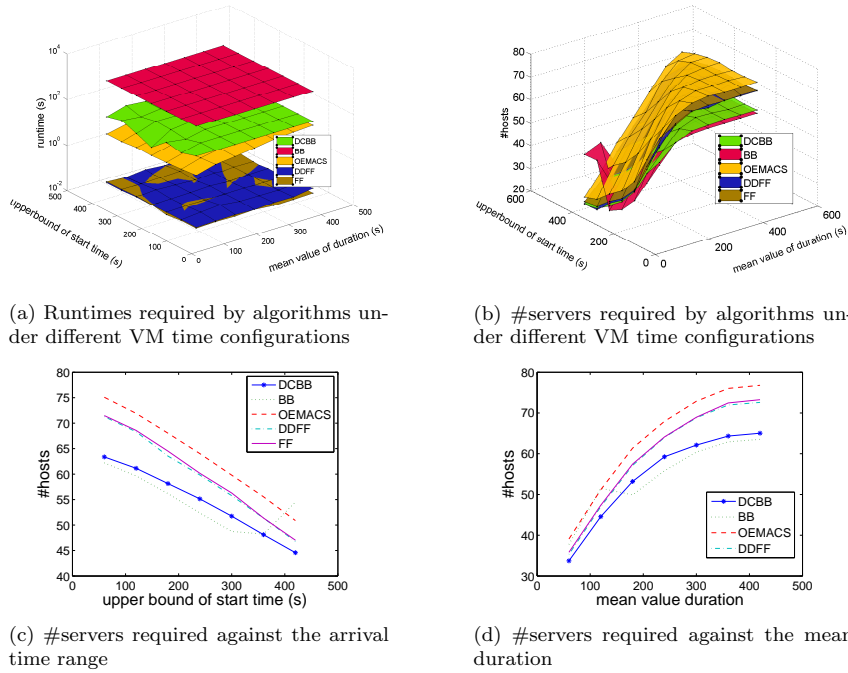


Fig. 4: Evaluations and comparisons of algorithms for various time parameters

costs the most (approximately 1020 s), while DDFF and FF require a trivial runtime (less than 0.1 s). As BB does not terminate before the time limit (1000 s), its performance cannot be guaranteed.

After a comprehensive analysis of Figs. 4b to 4d, we can conclude that algorithms lead to fewer #servers with shorter duration and a larger arrival time range in general. The results make sense, as sparse VMs can contribute to better time multiplexing, thus helping to reduce the #servers. The several outliers produced by BB reflect its instability under the time limitation. Despite this instability, BB achieved the least #servers in general when the runtime was long. As Fig. 4b shows, OEMACS usually performed worst in this experiment. Moreover, DCBB required the second smallest #servers, and its superiority increased as the total #servers required increased, as shown in Figs. 4c and 4d.

To summarize, a shorter duration and larger arrival time range lead to fewer #servers required by the algorithms. Regarding runtime, it does not vary much for different time parameter settings. Consistent with the previous results, DCBB makes a tradeoff between performance and efficiency, BB leads

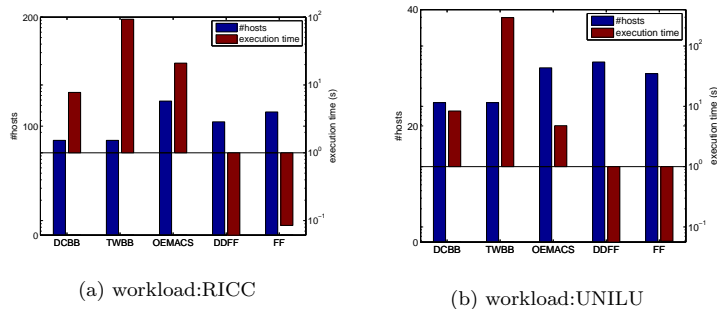


Fig. 5: Comparisons of algorithms under real workloads

to the lowest #servers, and FF-based algorithms have the fastest processing speeds.

### 5.6 Real-World Experiments

In this subsection, we demonstrate the superiority of DCBB using two real-world datasets introduced in Subsect. 5.1. The results of the algorithms under workloads RICC and UniLu-Gaia are shown in Fig. 5.

First, we perform comparisons of the runtimes. As shown, DDF and FF require less than 0.1 s to yield a solution, which is much less than that required by the other algorithms. The runtimes of DCBB and OEMACS are approximately dozens of seconds. Notably, BB requires a runtime much less than the time limitation (1000 s) to terminate, which indicates that it achieves an optimal solution before it terminates. However, consistent with the previous results, BB still requires the most time – several hundreds of seconds.

As for the #servers required by the algorithms, DCBB has the same results as BB, which is optimal. DDF requires the third least #servers under workload RICC; however, it has the worst performance under workload UniLuGaia. OEMACS and FF have performances similar to that of DDF.

Ultimately, DCBB achieves the same optimal solution as that of BB in much less runtime (by an order of magnitude). Moreover, OEMACS requires nearly the greatest #servers when the runtime is relatively long. DDF and FF require much less runtime than required by the other algorithms, although the #servers they achieved are not very desirable.

## 6 Conclusions and Future Work

The purpose of this paper is to propose a high-performance VMP algorithm under the CDBP model for heterogeneous environments and multidimensional resources, which can be used to reduce the expensive upfront costs of building

a private cloud computing platform. The experimental data clearly confirm the superiority of the proposed DCBB algorithm. It has been verified that DCBB can achieve a near-optimal solution in less runtime (by an order of magnitude) than required by BB. The results of the study also show that DCBB has a much faster convergence speed than that of other search-based algorithms. Although BB can achieve the optimal solution in theory, it has an unstable performance when given a time limitation. Furthermore, we improve the performance of DDFF and FF by including an additional shuffle process. The improved FF-based algorithms can be applied to real-time scheduling to take advantage of their fast processing speeds. Furthermore, the experiments indicate that fewer #VMs, a shorter duration, and a larger arrival time range lead to fewer #servers required by the algorithms, which is possibly caused by the higher degree of time multiplexing.

Although several experiments have been conducted to evaluate and compare the algorithms, we have not proved the superiority of DCBB in theory. The influence of cluster algorithms on DCBB is also not clear. Further theoretical analysis should be conducted to discover more features of DCBB and to make improvements.

## References

1. Mell P, Grance T, et al (2011) The nist definition of cloud computing
2. IDC I (2017) Spending on it infrastructure for public cloud deployments will return to double-digit growth in 2017; 2017. URL <https://www.idc.com/getdoc.jsp?containerId=prUS42454117>
3. Kim W (2017) Cloud computing trends: 2017 state of the cloud survey. URL <https://www.rightscale.com/blog/cloud-industry-insights/cloud-computing-trends-2017-state-cloud-survey>, [Online; accessed 23-January-2018]
4. Goyal S (2014) Public vs private vs hybrid vs community-cloud computing: a critical review. *International Journal of Computer Network and Information Security* 6(3):20
5. Masdari M, Nabavi SS, Ahmadi V (2016) An overview of virtual machine placement schemes in cloud computing. *Journal of Network and Computer Applications* 66:106–127
6. Coffman EG Jr, Garey MR, Johnson DS (1983) Dynamic bin packing. *SIAM Journal on Computing* 12(2):227–258
7. Li Y, Tang X, Cai W (2014) On dynamic bin packing for resource allocation in the cloud. In: *Proceedings of the 26th ACM symposium on Parallelism in algorithms and architectures*, ACM, pp 2–11
8. Kamali S, López-Ortiz A (2015) Efficient online strategies for renting servers in the cloud. In: *International Conference on Current Trends in Theory and Practice of Informatics*, Springer, pp 277–288
9. Tang X, Li Y, Ren R, Cai W (2016) On first fit bin packing for online cloud server allocation. In: *Parallel and Distributed Processing Symposium, 2016 IEEE International*, IEEE, pp 323–332
10. Ren R, Tang X (2016) Clairvoyant dynamic bin packing for job scheduling with minimum server usage time. In: *Proceedings of the 28th ACM Symposium on Parallelism in Algorithms and Architectures*, ACM, pp 227–237
11. Azar Y, Vainstein D (2017) Tight bounds for clairvoyant dynamic bin packing. In: *Proceedings of the 29th ACM Symposium on Parallelism in Algorithms and Architectures*, ACM, pp 77–86
12. Feldman J, Liu N, Topaloglu H, Ziya S (2014) Appointment scheduling under patient preference and no-show behavior. *Operations Research* 62(4):794–811
13. Tang M, Pan S (2015) A hybrid genetic algorithm for the energy-efficient virtual machine placement problem in data centers. *Neural Processing Letters* 41(2):211–221
14. Jennings B, Stadler R (2015) Resource management in clouds: Survey and research challenges. *Journal of Network and Systems Management* 23(3):567–619
15. Usmani Z, Singh S (2016) A survey of virtual machine placement techniques in a cloud data center. *Procedia Computer Science* 78:491–498
16. Panigrahy R, Talwar K, Uyeda L, Wieder U (2011) Heuristics for vector bin packing. research.microsoft.com

17. Gao Y, Guan H, Qi Z, Hou Y, Liu L (2013) A multi-objective ant colony system algorithm for virtual machine placement in cloud computing. *Journal of Computer and System Sciences* 79(8):1230–1242
18. Gupta MK, Amgoth T (2018) Resource-aware virtual machine placement algorithm for iaas cloud. *The Journal of Supercomputing* 74(1):122–140
19. Liang Q, Zhang J, Zhang Yh, Liang Jm (2014) The placement method of resources and applications based on request prediction in cloud data center. *Information Sciences* 279:735–745
20. Sayeedkhan PN, Balaji S (2014) Virtual machine placement based on disk i/o load in cloud. vol 5:5477–5479
21. Fard SYZ, Ahmadi MR, Adabi S (2017) A dynamic vm consolidation technique for qos and energy consumption in cloud environment. *The Journal of Supercomputing* 73(10):4347–4368
22. Zheng Q, Li R, Li X, Shah N, Zhang J, Tian F, Chao KM, Li J (2016) Virtual machine consolidated placement based on multi-objective biogeography-based optimization. *Future Generation Computer Systems* 54:95–122
23. Xiao Z, Jiang J, Zhu Y, Ming Z, Zhong S, Cai S (2015) A solution of dynamic vms placement problem for energy consumption optimization based on evolutionary game theory. *Journal of Systems and Software* 101:260–272
24. Zhang J, He Z, Huang H, Wang X, Gu C, Zhang L (2014) Sla aware cost efficient virtual machines placement in cloud computing. In: *Performance Computing and Communications Conference (IPCCC), 2014 IEEE International, IEEE*, pp 1–8
25. Vu HT, Hwang S (2014) A traffic and power-aware algorithm for virtual machine placement in cloud data center. *International Journal of Grid & Distributed Computing* 7(1):350–355
26. Kanagavelu R, Lee BS, Mingjie LN, Aung KMM, et al (2014) Virtual machine placement with two-path traffic routing for reduced congestion in data center networks. *Computer Communications* 53:1–12
27. Xu M, Tian W, Buyya R (2017) A survey on load balancing algorithms for virtual machines placement in cloud computing. *Concurrency and Computation: Practice and Experience* 29(12)
28. Anand A, Lakshmi J, Nandy S (2013) Virtual machine placement optimization supporting performance slas. In: *Cloud Computing Technology and Science (CloudCom), 2013 IEEE 5th International Conference on, IEEE*, vol 1, pp 298–305
29. Chaisiri S, Lee BS, Niyato D (2009) Optimal virtual machine placement across multiple cloud providers. In: *Services Computing Conference, 2009. APSCC 2009. IEEE Asia-Pacific, IEEE*, pp 103–110
30. Ribas BC, Suguimoto RM, Montano RA, Silva F, de Bona L, Castilho MA (2012) On modelling virtual machine consolidation to pseudo-boolean constraints. In: *Ibero-American Conference on Artificial Intelligence, Springer*, pp 361–370



31. Fang S, Kanagavelu R, Lee BS, Foh CH, Aung KMM (2013) Power-efficient virtual machine placement and migration in data centers. In: Green Computing and Communications (GreenCom), 2013 IEEE and Internet of Things (iThings/CPSCoM), IEEE International Conference on and IEEE Cyber, Physical and Social Computing, IEEE, pp 1408–1413
32. Dong J, Wang H, Jin X, Li Y, Zhang P, Cheng S (2013) Virtual machine placement for improving energy efficiency and network performance in iaas cloud. In: Distributed Computing Systems Workshops (ICDCSW), 2013 IEEE 33rd International Conference on, IEEE, pp 238–243
33. Moreno IS, Yang R, Xu J, Wo T (2013) Improved energy-efficiency in cloud datacenters with interference-aware virtual machine placement. In: Autonomous Decentralized Systems (ISADS), 2013 IEEE Eleventh International Symposium on, IEEE, pp 1–8
34. Luo Jp, Li X, Chen Mr (2014) Hybrid shuffled frog leaping algorithm for energy-efficient dynamic consolidation of virtual machines in cloud data centers. *Expert Systems with Applications* 41(13):5804–5816
35. Liu XF, Zhan ZH, Deng JD, Li Y, Gu T, Zhang J (2016) An energy efficient ant colony system for virtual machine placement in cloud computing. *IEEE Transactions on Evolutionary Computation*
36. Shi L, Butler B, Botvich D, Jennings B (2013) Provisioning of requests for virtual machine sets with placement constraints in iaas clouds. In: Integrated Network Management (IM 2013), 2013 IFIP/IEEE International Symposium on, IEEE, pp 499–505
37. Coffman Jr EG, Csirik J, Galambos G, Martello S, Vigo D (2013) Bin packing approximation algorithms: survey and classification. In: *Handbook of Combinatorial Optimization*, Springer, pp 455–531
38. De La Vega WF, Lueker GS (1981) Bin packing can be solved within  $1 + \varepsilon$  in linear time. *Combinatorica* 1(4):349–355
39. Bansal N, Correa JR, Kenyon C, Sviridenko M (2006) Bin packing in multiple dimensions: Inapproximability results and approximation schemes. *Mathematics of Operations Research* 31(1):31–49
40. Han BT, Diehr G, Cook JS (1994) Multiple-type, two-dimensional bin packing problems: Applications and algorithms. *Annals of Operations Research* 50(1):239–261
41. Amazon I (2017) Amazon ec2 documentation; 2017. URL <https://aws.amazon.com/ec2/>
42. (2017) URL <http://en.inspur.com/inspur/>
43. Feitelson D (2017) Parallel workloads archive. URL <http://www.cs.huji.ac.il/labs/parallel/workload>