

Multivariate subordination of stable processes

Vladimir Panov and Evgenii Samarin

Received: June 18, 2022

Abstract This article is devoted to some time-changed stochastic models based on multivariate stable processes. The considered models have several advantages in comparison with classical time-changed Brownian motions - for instance, it turns out that they are more appropriate for describing stock prices if the amount of transactions is used for a stochastic time change. In this paper, we provide a detailed discussion of the model, which is based on two popular concepts - multivariate subordination and Lévy copulas.

Keywords Lévy copula · Time-changed processes · Stable processes · Multivariate subordination

Mathematics Subject Classification (2000) 60G51 · 62M99

1 Introduction

Stochastic time change is a well-used tool for the construction of probabilistic models which are able to represent the so-called stylised features of stock prices. From mathematical point of view, the main idea is to replace the deterministic time t of a stochastic process L_t (usually - of a Lévy process) by a nondecreasing nonnegative process $\mathcal{T}(s)$. As a result, one obtains a process $X_s = L_{\mathcal{T}(s)}$, which is referred to as a *time-changed process*.

The economical interpretation of this operation is based on the idea that the “business” time $\mathcal{T}(s)$ may run faster than the physical time in some periods, for instance, when the amount of transactions is high, see Clark (1973),

The study has been funded by the Russian Academic Excellence Project ”5-100”.

International Laboratory of Stochastic Analysis and its Applications
National Research University Higher School of Economics
Shabolovka 31, building G, 115162 Moscow, Russia

E-mail: vpanov@hse.ru, samarinwk@gmail.com

Ané and Geman (2000), Veraart and Winkel (2010). For instance, Ané and Geman (2000) show that the stock prices can be modelled by a time-changed model with the process L equal to the Brownian motion with drift and the process $\mathcal{T}(s)$ equal to the cumulative number of trades till time s . This choice of \mathcal{T} is intuitively correct, and leads to a good understanding of the model, see Tauchen and Pitts (1983) and Andersen (1996).

As for the choice of a process L as a Brownian motion with or without drift, it is mainly based on the Monroe theorem (Monroe, 1978), which says that the class of time-changed Brownian motions coincides with the class of all semimartingales. Nevertheless, the Monroe theorem assumes that the processes \mathcal{T} and L may be dependent, and this fact makes the statistical analysis almost impossible. Another difficulty is that the jump structure should be expressed in the process \mathcal{T} only (since Brownian motion has a.s. continuous trajectories), and therefore the form of \mathcal{T} may be rather sophisticated. To sum up, Monroe's theorem is an important theoretical fact, which shows the importance of the considered class of models, but it is almost useless for financial modelling.

A natural idea is to consider more general class of processes for L - for instance, Lévy processes, but under the assumption that L and \mathcal{T} are independent. In this case, the class of subordinated processes X is analytically tractable, and is able to reproduce the stylised facts of financial data, see Barndorff-Nielsen and Shiryaev (2010). But, as it is shown in Figueroa-López (2009) as well as in Belomestny and Panov (2013), the statistical inference for this class of models is rather complicated.

In this paper, we propose to restrict the admissible class of processes for L to the class of α -stable processes S_t , which are defined as Lévy processes with the following property: for any $a > 0$ there exists some function $b : \mathbb{R}_+ \rightarrow \mathbb{R}$ such that

$$\{S_{at}\}_{t \geq 0} \stackrel{Law}{=} \{a^{1/\alpha} S_t + b(t)\}_{t \geq 0}. \quad (1)$$

with $\alpha \in (0, 2]$. The comprehensive study of this class is given in brilliant books by Samorodnitsky and Taqqu (1994), Bertoin (1998), Sato (1999).

In the context of price modelling, the application of subordinated stable processes has several advantages in comparison with classical models based on Brownian motion. Some of these advantages can be shown numerically, and we will provide some empirical evidence that the considered model is more appropriate than the subordinated Brownian motion for describing the stock prices. Theoretically this can be explained by the observation that in our model rapid changes in log-returns are made not only due to jumps in number of trades (as in time-changed Brownian motion), but also due to stochastic factors, which are incorporated in L . Let us also mention here that stable processes at any time point have stable distributions, which are widely used for financial modelling - see, e.g., McCulloch (1996), Nolan (2003), Borak, Haerdle and Weron (2005), and the collection of references prepared by Nolan (2017).

Another question related to the time-changed processes, is how to generalise the idea of stochastic time change to the multivariate case. The first

idea is to change the time t in all components of a Lévy process $\mathbf{L}(t) = (L_1(t), \dots, L_d(t))$ by the same stochastic process $T(s)$. This approach is rather natural, but the resulting model is difficult to interpret in the context of price modelling, since the business time should be different for different assets. Another idea is to take a *multivariate subordinator* - a Lévy process $\mathcal{T}(s) = (\mathcal{T}_1(s), \dots, \mathcal{T}_d(s))$, such that each component is a one-dimensional subordinator, and change the time in $L_i(t)$ by $\mathcal{T}_i(s)$, $i = 1..d$:

$$\mathbf{X}(s) = (L_1(\mathcal{T}_1(s)), \dots, L_d(\mathcal{T}_d(s))). \quad (2)$$

This concept, known as the multivariate subordination, was introduced by Barndorff-Nielsen, Pedersen and Sato (2001) for the case when the processes L_1, \dots, L_d are independent. In this paper, we consider the model (2) for the situation when $\mathbf{L}(t)$ is a multivariate stable process (with possibly dependent components) and $\mathbf{T}(s)$ is a multivariate subordinator. Dependence between the components of $\mathbf{T}(s)$ is described via a *Lévy copula* - another popular concept in the theory of jump-type processes.

One of the contributions of this paper is a multivariate series representation for the considered class of processes, which yields a method for simulation from the model. Our proof is based on the paper by Rosiński (2001), which has been already used for some previous results of this type, see, Section 6.5 from the book by Cont and Tankov (2004). Nevertheless, to the best of our knowledge, these techniques were never applied to the models based on the subordination of multivariate stable processes.

The rest of the paper is organised as follows. The next section is devoted to an overview of the most important properties of stable processes. Section 3 contains the discussion of one-dimensional subordinated stable processes from both practical and theoretical points of view. In particular, we provide a numerical example, which illustrates the advantages of this model in comparison with the classical subordinated Brownian motion. Section 4 presents possible dependence structures for the models based on stable processes. In Section 5, we formulate several results related to the class of multivariate subordinated stable processes. In particular, Theorem 2 yields a method for simulation from the considered model. In Section 6, we show the possible application of this result to stock returns, and also describe the estimation scheme for all parameters of the considered model. All proofs are collected in the appendix.

2 Stable processes

2.1 Univariate stable processes

In the one-dimensional case, the stable process S_t defined by (1) can be parametrised by four real numbers. In what follows, we will employ the notation $\mathcal{S}_\alpha(\sigma, \beta, \mu)$, which means that the characteristic function of S_t can be

represented in the following form

$$\phi_{S_t}(u) = \mathbb{E} [e^{iuS_t}] = \exp \{t [iu\mu - \sigma^\alpha |u|^\alpha (1 - i\beta \operatorname{sign}(u)\theta(u))]\}, \quad (3)$$

$$\text{with} \quad \theta(u) = \begin{cases} \tan \frac{\pi\alpha}{2}, & \text{if } \alpha \neq 1; \\ -\frac{2}{\pi} \log |u|, & \text{if } \alpha = 1, \end{cases}$$

where $\sigma \in \mathbb{R}_+$ is a scale parameter, $\mu \in \mathbb{R}$ is a drift, and $\beta \in [-1, 1]$ is a skewness parameter. If the process is strictly stable, that is, $b(t) = 0$ in (1), the characteristic function can be also represented in the following form, provided $\alpha \neq 1$:

$$\widehat{\mu}(u) = \exp \left\{ -t\sigma^\alpha |u|^\alpha \exp \left\{ i\frac{\pi}{2} \theta \operatorname{sign}(u) \right\} \right\}, \quad (4)$$

where $|\theta| \leq \min(\alpha, 2 - \alpha)$, see [35]. When there is no risk of confusion, we will employ the same notation $\mathcal{S}_\alpha(\sigma, \beta, \mu)$ for a probability distribution corresponding to the characteristic function (3) or (4) with $t = 1$.

Note that S_t is a subordinator (known as α -stable subordinator), if and only if $\alpha \in (0, 1)$, $\beta = 1$, $\mu \geq 0$. Note also that in this parametrisation, (1) can be specified as

$$\{S_t\}_{t \geq 0} \stackrel{Law}{=} \{t^{1/\alpha} (S_1 - \mu) + \mu t\}_{t \geq 0}. \quad (5)$$

The Lévy measure of a stable process has a density equal to

$$s(x) = \frac{A}{x^{1+\alpha}} \cdot \mathbb{I}\{x > 0\} + \frac{B}{|x|^{1+\alpha}} \cdot \mathbb{I}\{x < 0\}, \quad (6)$$

where $A, B \geq 0$. Therefore the jump activity can be essentially described via only one parameter, which coincides with the Blumenthal-Gettoor index. Figure 1 illustrates the typical trajectories of the one-dimensional α -stable process depending on the parameter α : when α is close to 2, the process behaves similar to a Brownian motion, and when α is close to 0, it looks like a compound Poisson process.

2.2 Multivariate stable processes

Multivariate stable processes $\mathbf{S}(t) \in \mathbb{R}^d$ can be defined as a Lévy process such that (1) is fulfilled with a function $b: \mathbb{R}_+ \rightarrow \mathbb{R}^d$. The dependence between the components is described via the *spectral measure* Λ on the unit sphere S_d in \mathbb{R}^d . A multidimensional analogue of (3) reads as

$$\begin{aligned} \phi_{\mathbf{S}(t)}(\mathbf{u}) &= \mathbb{E} \left[e^{i\langle \mathbf{u}, \mathbf{S}(t) \rangle} \right] \\ &= \exp \left\{ t(i\langle \mathbf{u}, \boldsymbol{\mu} \rangle - \int_{S_d} |\langle \mathbf{u}, \mathbf{s} \rangle|^\alpha (1 - i \operatorname{sign}(\langle \mathbf{u}, \mathbf{s} \rangle) \theta(\langle \mathbf{u}, \mathbf{s} \rangle)) \Lambda(d\mathbf{s})) \right\}, \end{aligned}$$

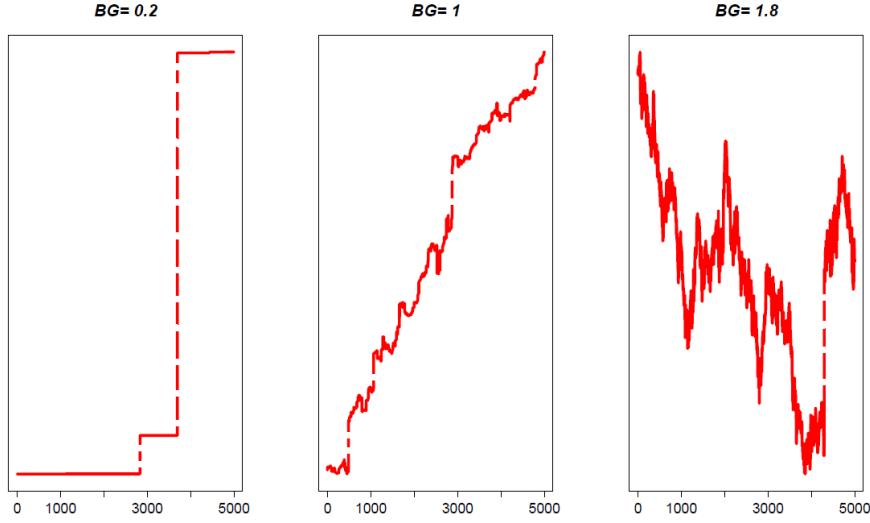


Fig. 1: Typical trajectories of an α -stable process depending on the parameter α .

where $\boldsymbol{\mu} \in \mathbb{R}^d$, $\mathbf{u} \in \mathbb{R}^d$. For instance, if $d = 1$, then the measure Λ is supported on $\{1, -1\}$, and the last formula reduces to (3) with $\sigma = \Lambda(\{1\}) + \Lambda(\{-1\})$, $\beta = (\Lambda(\{1\}) - \Lambda(\{-1\}))/\sigma$. This measure determines also the Lévy measure, namely

$$\nu(B) = \int_{\mathbb{S}_d} \int_0^{+\infty} \frac{\mathbb{I}_B(r\mathbf{s})}{r^{1+\alpha}} dr \Lambda(d\mathbf{s}) \quad (7)$$

for all Borel sets $B \subset \mathbb{R}^d$.

Projection of a stable process to any vector $\mathbf{u} \in \mathbb{R}^d$ is a univariate stable process $\mathcal{S}_\alpha(\sigma(\mathbf{u}), \beta(\mathbf{u}), \mu(\mathbf{u}))$, where the parameters $\sigma(\mathbf{u}), \beta(\mathbf{u}), \mu(\mathbf{u})$ are equal to

$$\begin{aligned} \sigma(\mathbf{u}) &= \left(\int_{\mathbb{S}_d} |\langle \mathbf{u}, \mathbf{s} \rangle|^\alpha \Lambda(d\mathbf{s}) \right)^{1/\alpha}; \\ \beta(\mathbf{u}) &= \sigma(\mathbf{u})^{-\alpha} \int_{\mathbb{S}_d} |\langle \mathbf{u}, \mathbf{s} \rangle|^\alpha \text{sign}(\langle \mathbf{u}, \mathbf{s} \rangle) \Lambda(d\mathbf{s}); \\ \delta(\mathbf{u}) &= \begin{cases} \langle \mathbf{u}, \boldsymbol{\mu} \rangle, & \alpha \neq 1 \\ \langle \mathbf{u}, \boldsymbol{\mu} \rangle - \frac{2}{\pi} \int_{\mathbb{S}_d} \langle \mathbf{u}, \mathbf{s} \rangle \ln |\langle \mathbf{u}, \mathbf{s} \rangle| \Lambda(d\mathbf{s}), & \alpha = 1. \end{cases} \end{aligned}$$

Therefore, the spectral measure Λ plays essential role in the theory of stable processes: this measure defines scale and dependence structure among elements of the vector.

For instance, Λ is concentrated on a finite amount of points if and only if the corresponding α -stable process can be expressed as a linear combination

of independent α -stable random processes (see Proposition 2.3.7 from [30]). More precisely, if

$$A(\cdot) = \sum_{j=1}^M \lambda_j \mathbb{I}_{\{\cdot\}}(\mathbf{s}_j)$$

with $\lambda_1, \dots, \lambda_M > 0$ and $\mathbf{s}_1, \dots, \mathbf{s}_M \in \mathbb{R}^d$, then

$$\mathbf{S}(1) \stackrel{Law}{=} \sum_{j=1}^M \lambda_j^{1/\alpha} \xi_j \mathbf{s}_j + \boldsymbol{\delta},$$

where ξ_1, \dots, ξ_M are M independent one-dimensional stable random variables $\mathcal{S}_\alpha(1, 1, 0)$ and $\boldsymbol{\delta} \in \mathbb{R}^d$, see [25].

3 One-dimensional case

It would be a worth mentioning that one can characterize the class of subordinated Lévy processes by the specific form of the Lévy triplet or by the form of characteristic function, see, e.g., Theorems 3.2.4 and 3.2.5 from [9]. Nevertheless, in many situations these theorems don't allow to conclude whether the particular process can be represented even as subordinated Brownian motion or not - this issue is discussed in details in Section 8 from [3]. In the case of one-dimensional subordinated stable processes the situation is very similar. Below we provide a couple of examples.

Let us first note that the time-changed Brownian motion with α -stable subordinator $\tilde{S}_t \sim \mathcal{S}_\alpha(\sigma, 1, 0)$ yields a 2α -stable process $S_t \sim \mathcal{S}_\alpha(\gamma, 0, 0)$ with $\gamma = (\sigma/2)^{1/2} (1 + \tan(\pi\alpha/2))^{1/(2\alpha)}$. This fact directly follows from the representation (3), see [19]. Therefore, if one would restrict attention only to stable processes with $\beta = \mu = 0$, then the class of subordinated stable processes would coincide with the class of subordinated Brownian motions. In fact, for any subordinator T , which is independent of \tilde{S} , S and Brownian motion W , it holds

$$\left\{ S_{T(s)} \right\}_{s \geq 0} \stackrel{Law}{=} \left\{ W_{\tilde{S}_{T(s)}} \right\}_{s \geq 0}. \quad (8)$$

Nevertheless, in the general case when any $\beta \in [-1, 1]$ and $\mu \in \mathbb{R}$ are possible, these classes are different.

3.1 Numerical example: price modelling

Let us provide the following example. We consider 30-minutes Apple, Microsoft and GE (General Electric) stock prices traded on the Nasdaq over the period from February, 2, till June, 14, 2017. Denote for the interval number $j =$

1, 2, ..., 1036, the stock price by P_j and the number of trades by N_j . We examine the model

$$\log \left(\frac{P_j}{P_0} \right) = S_{\text{cum}(N_j)}, \quad (9)$$

where S_t is an α -stable process $\mathcal{S}_\alpha(\sigma, \beta, \mu)$ and $\text{cum}(N_j)$ is a cumulative number of trades over the periods 1, 2, ..., j . Process S_t and $\text{cum}(N_j)$ are assumed to be independent. In this study, we aim to estimate the parameters of the stable process S_t and to show that the choice $\alpha = 2$ (corresponding to the model by Ané and Geman [2]) is not optimal.

First, note that for any $\alpha \in (1, 2]$,

$$\mathbb{E} \left[\log \left(\frac{P_j}{P_{j-1}} \right) \right] = \mathbb{E}[S_1] \cdot \mathbb{E}[N_j] = \mu \mathbb{E}[N_j],$$

can be estimated by and therefore the parameter μ

$$\hat{\mu} = \frac{\text{mean}(\log(P_j/P_{j-1}))}{\text{mean}(N_j)},$$

where mean stands for the mean value of all available observations.

Second, we fit the parameters α, β, σ using the following equality, which is a corollary from (5):

$$\log \left(\frac{P_j}{P_{j-1}} \right) = Z_j N_j^{1/\alpha} + \mu N_j, \quad j = 2, \dots, 1036,$$

where the values Z_2, \dots, Z_{1036} form a sample having the same distribution as $(S_1 - \mu)$. Taking different α from the grid on $(1, 2]$, we estimate $\hat{\beta}_\alpha$ and $\hat{\sigma}_\alpha$ from the data

$$\tilde{Z}_j = N_j^{-1/\alpha} \left(\log \left(\frac{P_j}{P_{j-1}} \right) - \hat{\mu} N_j \right), \quad j = 2, \dots, 1036.$$

Finally, we choose the optimal values of the parameters by comparing the quality of the density estimators in terms of \mathcal{L}^2 norm:

$$R(\alpha) = \sum_{j=2}^{1036} \left(p_\alpha(\tilde{Z}_j) - \hat{p}(\tilde{Z}_j) \right)^2,$$

where $p_\alpha(x)$ is the density of the stable distribution $\mathcal{S}_\alpha(\hat{\sigma}_\alpha, \hat{\beta}_\alpha, 0)$ and $\hat{p}(\cdot)$ is a kernel density estimator of the variables $\tilde{Z}_2, \tilde{Z}_3, \dots$. Some technical remarks on this scheme can be found in Section 6.2. The numerical results of our estimation procedure are presented in Table 2.

The results can be visually analysed by the PP-plots and density plots in comparison with the results for the model of subordinated Brownian motion ($\alpha = 2$), see Figures 2 and 3. As can be seen on these figures, models with $\alpha < 2$ fit the data much better.

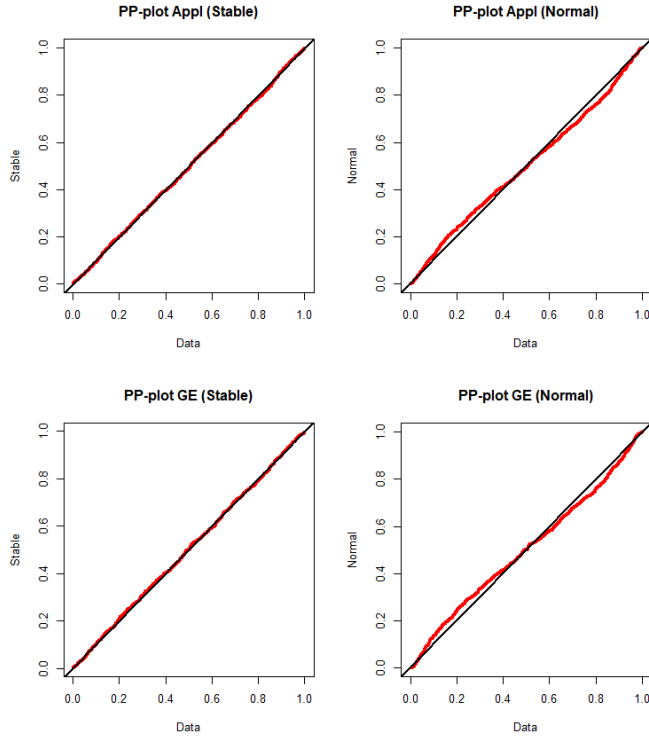


Fig. 2: PP-plots for models of subordinated stable processes with $\alpha < 2$ (first column) and subordinated Brownian motion (second column). Plots in the first row correspond to Apple stock prices, in the second row - for GE stock prices.

3.2 CGMY process

The CGMY (Carr-Geman-Madan-Yor, [8]) process is a pure jump \mathbb{R} -valued Lévy process with characteristic function

$$\phi_{CGMY}(u) = \exp \left\{ tC\Gamma(-Y) \left[(M - iu)^Y + (G + iu)^Y - M^Y - G^Y \right] \right\}, \quad (10)$$

corresponding to the Lévy density

$$\nu_{CGMY}(x) = C \left(\frac{e^{Gx}}{|x|^{1+Y}} \mathbb{I}_{x < 0} + \frac{e^{-Mx}}{x^{1+Y}} \mathbb{I}_{x > 0} \right),$$

where $C > 0$, $Y \in (0, 2]$, and $M, G > 0$. In the paper [16], it is shown that the CGMY process can be represented as

$$X_s^{CGMY} = \widetilde{W}_{Z_s}, \quad (11)$$

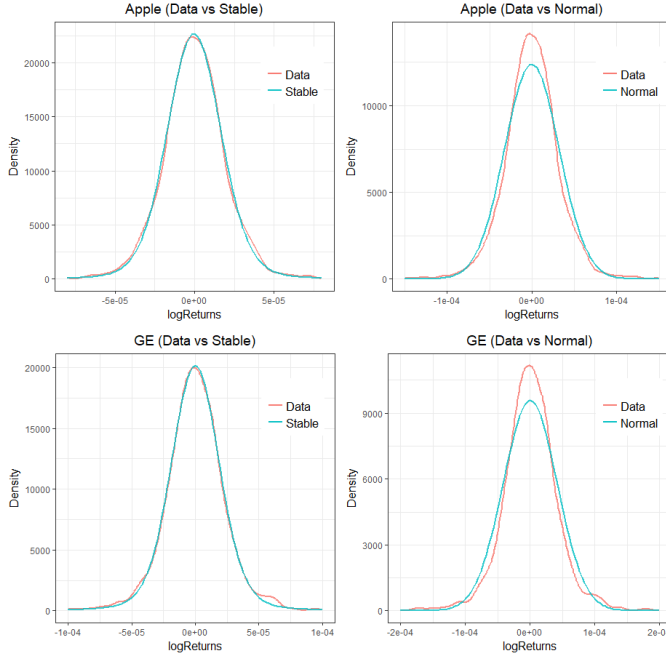


Fig. 3: Density plots for models of subordinated stable processes with $\alpha < 2$ (first column) and subordinated Brownian motion (second column). Plots in the first row correspond to Apple stock prices, in the second row - for GE stock prices.

where \widetilde{W} is a Brownian motion with drift $\theta = (G - M)/2$ and Z - a pure subordinator with Lévy measure given by its Lebesgue density

$$\nu_Z(y) = \frac{K}{y^{1+Y/2}} e^{-\frac{(B^2 - A^2)y}{2}} \mathbb{E} \left[e^{-\frac{B^2 y}{2} \frac{\gamma_{Y/2}}{\gamma_{1/2}}} \right],$$

where A, B, K are deterministic constants depending on the parameters C, G, M, Y , and $\gamma_{Y/2}$ and $\gamma_{1/2}$ are independent random variables with distributions Gamma($Y/2, 1$) and Gamma($1/2, 1$) respectively.

In this section, we aim to represent the CGMY process in the form similar to (11), but with a stable process S_t instead of the Brownian motion W_t . The following proposition holds.

Theorem 1 *The CGMY process X_s^{CGMY} can be represented in the form*

$$\{X_s^{CGMY}\}_{s \geq 0} = \{S_{\mathcal{T}(s)}\}_{s \geq 0}, \quad (12)$$

where S_t is a strictly α -stable process with $\alpha \neq 1$ and \mathcal{T}_t is a subordinator such that

(i) the Laplace transform of the process $\mathcal{T}(s)$ is equal to

$$\mathbb{E} \left[e^{-v\mathcal{T}(s)} \right] = \exp \left\{ s \cdot 2C\Gamma(-Y) \cdot \left[\frac{(M^2\sigma^2 + v^{2/\alpha})^{Y/2}}{\sigma^Y} \cos \left(\arctan \left(\frac{\mu^{1/\alpha}}{M\sigma} \right) \right) - M^Y \right] \right\},$$

provided that $\beta = 0$ and $M = G$ (that is, the distributions of the CGMY process and of the stable process S_t are symmetric);

(ii) the Lévy density $\nu_{\mathcal{T}}$ of the process $\mathcal{T}(s)$ has the following representation

$$\nu_{\mathcal{T}}(x) = \frac{CM^{Y+1}}{\alpha} x^{(1-\alpha)/\alpha} \cdot \mathcal{MB} \left(Mx^{1/\alpha} \right),$$

where

$$\mathcal{MB}(y) = \frac{1}{2\pi i} \int_{c-i\infty}^{c+i\infty} y^{-z} \frac{\Gamma(z-Y-1)\Gamma(1-\rho z)\Gamma(\rho z)}{\Gamma(z)\Gamma(1-z/\alpha)} dz, \quad y \in \mathbb{R}_+,$$

is the Mellin-Barnes integral with $\rho = (1 - \theta\alpha^{-1})/2$ and any positive number c .

Proof The proof is given in Appendix A.

4 Dependence structures for stable processes and related models

Description of the dependence structure between stochastic processes turns out to be a rather complicated task, which can't be solved by using only the copula approach. In fact, there is a common opinion, which was expressed by Thomas Mikosch in [21] as follows: *Copulas completely fail in describing complex space- time dependence structures*. In fact, direct application of the copula approach to stochastic processes (that is, describing the dependence for any t) meets serious difficulties - for instance, it turns out that even in the simplest cases the copula also depends on t , see [32].

Therefore, one should introduce another object, which can describe the dependence in time-independent fashion. In the context of Lévy processes, a natural candidate is the Lévy copula.

Definition 1 A d -dimensional Lévy copula F is a function from $\bar{\mathbb{R}}^d$ to $\bar{\mathbb{R}}$ such that

1. F is grounded, that is, $F(\mathbf{u}) = 0$ if $u_i = 0$ for at least one $i = 1, \dots, d$.
2. F is d -increasing.
3. F has uniform margins, that is, $F^{(1)}(v) = \dots = F^{(d)}(v) = v$, where

$$F^{(j)}(v) = \lim_{u_1, \dots, u_{j-1}, u_{j+1}, u_d \rightarrow \infty} F(u_1, \dots, u_{j-1}, v, u_{j+1}, \dots, u_d), \quad j = 1..d,$$

4. $F(u_1, \dots, u_d) \neq \infty$ for $(u_1, \dots, u_d) \neq (\infty, \dots, \infty)$.

Let us clarify the main aspects of the Lévy copula theory for the case of multivariate subordinators, that is, for the multivariate Lévy processes such that its components are non-decreasing (or, equivalently, non-negative). To do this, we need the notion of the tail integral, which is defined for a process \mathcal{T} from this class as

$$U(x_1, \dots, x_d) = \nu([x_1, +\infty) \times \dots \times [x_d, +\infty)), \quad x_1, \dots, x_d > 0,$$

where ν is the Lévy measure of \mathcal{T} . An analogue of the Sklar theorem for ordinary copulas is the following statement: for any multivariate subordinator \mathcal{T} with tail integral U and marginal tail integrals U_1, \dots, U_d , there exists a (positive) Lévy copula F such that

$$U(x_1, \dots, x_d) = F(U_1(x_1), \dots, U_d(x_d)) \quad (13)$$

and vice versa, for any Lévy copula F and any one-dimensional Lévy process with tail integrals U_1, \dots, U_d there exists a d -dimensional Lévy process with tail integral U given by (13) and marginal tail integrals U_1, \dots, U_d . This notion of tail integral as well as the Sklar theorem for Lévy copulas can be generalized for arbitrary Lévy processes, but its practical usage raises a lot of questions - for instance, simulation of a multivariate Lévy process with given Lévy copula is rather complicated, see [11].

Nevertheless, positive Lévy copulas are widely used for describing the dependence between Lévy processes. Many ideas from the theory of ordinary copulas can be extended to the construction of Lévy copulas - for instance, the ideas behind nested Archimedian copulas or so-called vine copulas give rise for the analogous constructions for Lévy copulas, see [14], [15].

As for the multivariate stable processes, it would be a worth mentioning that the dependence between components of a stable processes can be characterised via the spectral measure Λ on the unit sphere, see Section 2. A crucial disadvantage of this method is that this way of describing the dependence leads to a rather narrow class of models, because the d -dimensional process in this case will be also stable. Different aspects of dependence structures for the multivariate stable distributions are discussed in Chapter 4 in [30].

In the next section we present a model, which is based both on spectral measures and Lévy copulas.

5 Multivariate subordination

5.1 Definition of the model and main properties

Consider a d -dimensional stable process $\mathbf{S}(t) = (S_1(t), \dots, S_d(t))$. Denote the characteristic exponent of the j -th component by

$$\varphi_{S_j}(v) := \log \mathbb{E} \left[e^{i v S_j(1)} \right] = i \mu_j - \sigma_j^{\alpha_j} |u|^{\alpha_j} (1 - i \beta_j \operatorname{sgn}(u) \theta(u_j)), \quad j = 1..d,$$

see Section 2 for notation. Denote the Lévy measure of S_j by $\nu_j(x)$.

Let $\mathcal{T}(s) = (\mathcal{T}_1(s), \dots, \mathcal{T}_d(s))$ be a d -dimensional subordinator, that is, a Lévy process in \mathbb{R}^d such that its components $\mathcal{T}_1, \dots, \mathcal{T}_d$ are one-dimensional subordinators. Denote the Laplace exponent of the process \mathcal{T} by

$$\psi_{\mathcal{T}}(\mathbf{u}) := \log \mathbb{E} \left[e^{\langle \mathcal{T}(1), \mathbf{u} \rangle} \right] = \langle \boldsymbol{\rho}, \mathbf{u} \rangle + \int_{\mathbb{R}} \left(e^{\langle \mathbf{u}, \mathbf{x} \rangle} - 1 \right) \eta(d\mathbf{x}), \quad \mathbf{u} \in \mathbb{R}^d,$$

where $\boldsymbol{\rho} = (\rho_1, \dots, \rho_d) \in \mathbb{R}^d$, $\rho_i \geq 0$, $i = 1, \dots, d$, and η is a Lévy measure in \mathbb{R}_+^d . In other words, the Lévy triplet of $\mathcal{T}(s)$ under zero truncation function is $(\boldsymbol{\rho}, 0, \eta)$.

Assume that for any $i = 1, \dots, d$, $\mathcal{T}_i(s)$ and $S_i(s)$ are independent, and define the multivariate subordinated process as

$$\mathbf{X}(s) = \left(X_1(s), \dots, X_d(s) \right) := \left(S_1(\mathcal{T}_1(s)), \dots, S_d(\mathcal{T}_d(s)) \right). \quad (14)$$

The next two propositions reveal the relation between the Lévy triplet of the process $\mathbf{X}(s)$ and the Lévy triplets of the processes S_1, \dots, S_d and \mathcal{T} .

Proposition 1 1. *Let \mathbf{X} be a process defined by (14), and assume that the one-dimensional processes S_1, \dots, S_d are independent. Then \mathbf{X} is a d -dimensional Lévy process with the characteristic function equal to*

$$\phi_{\mathbf{X}(s)}(\mathbf{u}) = \exp \left\{ t \psi_{\mathcal{T}(s)}(\varphi_{S_1}(u_1), \dots, \varphi_{S_d}(u_d)) \right\}, \quad (15)$$

where $\mathbf{u} = (u_1, \dots, u_d)$. The Lévy triplet of the process \mathbf{X} is equal to $(\mathbf{b}, 0, \nu)$, where

$$\begin{aligned} \mathbf{b} &= \int_{\mathbb{R}_+^d} \eta(d\mathbf{y}) \int_{|\mathbf{x}| \leq 1} \mathbf{x} m(d\mathbf{x}, \mathbf{y}) + (\rho_1 \mu_1, \dots, \rho_d \mu_d)^\top, \\ \nu(B) &= \int_{\mathbb{R}_+^d} m(B; \mathbf{y}) \eta(d\mathbf{y}) \\ &\quad + \int_B (\rho_1 \mathbb{I}_{A_1}(x_1) \nu_1(dx_1) + \dots + \rho_d \mathbb{I}_{A_d}(x_d) \nu_d(dx_d)), \\ &\quad B \subset \mathbb{R}^d. \end{aligned}$$

where $m(\cdot, \mathbf{s})$ with $\mathbf{s} = (s_1, \dots, s_d)$ stands for the distribution of the random vector $(S_1(s_1), \dots, S_d(s_d))$, and A_j is the j -th coordinate axis on \mathbb{R}^d , $j = 1..d$.

2. *If we additionally assume that the Lévy measure ν of the process \mathcal{T} satisfies*

$$\int_{|\mathbf{x}| \leq 1} |\mathbf{x}|^{1/2} \eta(d\mathbf{x}) < \infty.$$

and $\boldsymbol{\rho} = 0$, then the process $\mathbf{X}(s)$ has bounded variation, and its characteristic function can be represented as

$$\phi_{\mathbf{X}(s)}(\mathbf{u}) = \exp \left\{ s \int_{\mathbb{R}} \left(e^{\langle \mathbf{u}, \mathbf{x} \rangle} - 1 \right) \nu(d\mathbf{x}) \right\}$$

with

$$\nu(B) = \int_{\mathbb{R}_+^d} m(B; \mathbf{y}) \eta(d\mathbf{y}), \quad B \subset \mathbb{R}^d.$$

Proof This proposition follows from Theorem 3.3 in [4].

5.2 Series representation

Before we will formulate the next theorem, it would be important to note that for any $v \geq 0$, $\tilde{F}(u_1, \dots, u_{d-1}|v) = \partial F(u_1, \dots, u_{d-1}, v)/\partial v$ is a distribution function on \mathbb{R}_+^{d-1} . If F is 2-dimensional, this result is given as Lemma 5.3 in [11]; the proof for the general, d -dimensional case, follows the same lines.

Theorem 2 *Let $\mathbf{X}(s)$ be a d -dimensional Lévy process constructed by multivariate subordination of a stable process with independent components, see (14) for notation. Assume that the process $\mathcal{T}(s)$ satisfies the assumptions of Proposition 1(ii). Denote by $F(u_1, \dots, u_d)$ a positive Lévy copula between $\mathcal{T}_1(s), \dots, \mathcal{T}_d(s)$. Moreover, assume that*

- (A1) $F(u_1, \dots, u_d)$ is continuous and the mixed derivative $\partial^d F(u_1, \dots, u_d)/\partial u_1 \dots \partial u_d$ exists in \mathbb{R}_+^d ; in other words, the distribution function $\tilde{F}(u_1, \dots, u_{d-1}|v)$ is absolutely continuous for any $v \geq 0$;
- (A2) there exist functions $h_1, \dots, h_{d-1} : \mathbb{R} \times \mathbb{R}_+ \rightarrow \mathbb{R}$ and random variables ξ_1, \dots, ξ_{d-1} such that

$$\mathbb{P}\{h_1(\xi_1, v) \leq u_1, \dots, h_{d-1}(\xi_{d-1}, v) \leq u_{d-1}\} = \tilde{F}(u_1, \dots, u_{d-1}|v).$$

Then

$$\mathbf{X}(s) \stackrel{Law}{=} \mathbf{Z}(s), \quad \forall s \in [0, 1],$$

where the d -dimensional stochastic process $\mathbf{Z}(s) = (Z_1(s), \dots, Z_d(s))$ is defined as follows:

$$Z_k(s) := \sum_{i=1}^{\infty} \left[\left(G_i^{(k)} - \mu_i \right) \left(U_k^{(-1)} \left(h_k(Q_i^{(k)}, \Gamma_i) \right) \right)^{1/\alpha_k} + \mu_i U_k^{(-1)} \left(h_k(Q_i^{(k)}, \Gamma_i) \right) \right] \mathbb{I}\{R_i \leq s\} \quad (16)$$

for $k = 1, \dots, (d-1)$, and

$$Z_d(s) := \sum_{i=1}^{\infty} \left[\left(G_i^{(d)} - \mu_i \right) \left(U_d^{(-1)}(\Gamma_i) \right)^{1/\alpha_d} + \mu_i U_d^{(-1)}(\Gamma_i) \right] \mathbb{I}\{R_i \leq s\}, \quad (17)$$

and

- U_1, \dots, U_d are tail integrals of the subordinators T_1, \dots, T_d resp., and $U_1^{(-1)}, \dots, U_d^{(-1)}$ are their generalized inverse functions, that is,

$$U_i^{(-1)}(y) = \inf \{x > 0 : U_i(x) < y\}, \quad i = 1..d, \quad y \in \mathbb{R}_+;$$

- Γ_i is a sequence of jump times of a standard Poisson process;
- R_i is a sequence of i.i.d. r.v.'s, uniformly distributed on $[0, 1]$;
- for any $i = 1, 2, \dots$, $G_i^{(1)}, \dots, G_i^{(d)}$ - are independent stable random variables, $G_i^{(j)} \sim S_{\alpha_j}(\beta_j, \sigma_j, 0)$.
- for any $i = 1, 2, \dots$, $\mathbf{Q}_i := (Q_i^{(1)}, \dots, Q_i^{(d-1)})$ - sequence of i.i.d. random vectors with the same distribution as $(\xi_1, \dots, \xi_{d-1})$,

and all sequences $\Gamma_i, R_i, G_i^{(1)}, \dots, G_i^{(d)}, \mathbf{Q}_i$ are jointly independent.

Proof The proof is given in Appendix B.

Remark 1 Some conditions, which guarantee that (A2) holds, can be found in [28]. For instance, it is sufficient to assume that there exists a density function $p^* : \mathbb{R}_+^{d-1} \rightarrow \mathbb{R}$ and $(d-1)$ functions $f_j^* : \mathbb{R}_+^2 \rightarrow \mathbb{R}_+$, $j = 1..(d-1)$, such that

1. for any $u, x > 0$,

$$\int_{-\infty}^{f_1^*(u_1, v)} \dots \int_{-\infty}^{f_{d-1}^*(u_{d-1}, v)} p^*(z_1, \dots, z_{d-1}) dz_{d-1} \dots dz_1 = \tilde{F}(u_1, \dots, u_{d-1} | v); \quad (18)$$

2. the functions $f_j^*(u_j, v)$, $j = 1..(d-1)$ monotonically increase in u_j for any fixed v , and moreover, for any $j = 1..(d-1)$ and any $y > 0$, the equation

$$f_j^*(u_j, v) = y$$

has a closed-form solution with respect to u_j ; we denote this solution by $h_j^*(y, v)$.

In fact, in this case

$$\begin{aligned} & \frac{\partial^{d-1} \tilde{F}(u_1, \dots, u_{d-1} | v)}{\partial u_1 \dots \partial u_{d-1}} \\ &= \frac{\partial f_1^*(u_1, v)}{\partial u_1} \dots \frac{\partial f_{d-1}^*(u_{d-1}, v)}{\partial u_{d-1}} \cdot p^*(f_1^*(u_1, v), \dots, f_{d-1}^*(u_{d-1}, v)), \end{aligned}$$

and therefore (A2) is fulfilled with $h_j = h_j^*$, $j = 1..d$, and r.v.'s $(\xi_1, \dots, \xi_{d-1})$ having distribution with probability distribution function p^* .

Note that the conditions (A1)-(A2) are fulfilled for the Clayton-Lévy copula,

$$F_C(u_1, \dots, u_d) = (u_1^{-\theta} + \dots + u_d^{-\theta})^{-1/\theta}$$

with some $\theta > 0$, as well as for any sufficiently smooth homogeneous Lévy copulas and mixtures of them, see [28], Section 5, Examples 1-3.

Remark 2 Theorem 2 deals with the situation when the components of the stable process $\mathbf{S}(t)$ are assumed to be independent. In more general case, when the spectral measure is concentrated on a finite amount of points, we can employ the fact that this process is in fact a linear transformation of independent stable processes (see Section 2.2). We show how this change influences the estimation procedure in the next subsection, devoted to the practical implementation of these ideas.

6 Empirical analysis

In this chapter, we consider the following model:

$$\mathbf{X}(s) = (X_1(s), X_2(s)) := (S_1(\mathcal{T}_1(s)), S_2(\mathcal{T}_2(s))), \quad (19)$$

where $S_1(t), S_2(t)$ are two independent stable processes and $(\mathcal{T}_1(s), \mathcal{T}_2(s))$ is a two-dimensional subordinator. Dependence structure between $\mathcal{T}_1(s)$ and $\mathcal{T}_2(s)$ is described via the Clayton-Lévy copula:

$$F(x_1, x_2; \delta) = \left(x_1^{-\delta} + x_2^{-\delta} \right)^{-1/\delta} \quad (20)$$

Our empirical analysis consists in two stages:

1. estimation of the parameters of the model:
 - (a) estimation of the parameters of Lévy copula between $\mathcal{T}_1(s)$ and $\mathcal{T}_2(s)$;
 - (b) estimation of the parameters of stable processes $S_1(t)$ and $S_2(t)$;
2. simulation of the process with considered structure (19).

We apply this model to the real data of Apple, Microsoft and GE 30-minute returns over the period from 2 February 2017 till 14 June 2017. In particular, we analyse 2 pairs of returns. The first one is Apple and Microsoft with a high correlation of 0.53. The second one is Apple and General Electrics with correlation -0.06. For each 30-minutes period, the value of return and number of trades are known. For each day, we ignore the first 30-minutes period because of the abnormally low number of trades.

6.1 Lévy copula estimation

Estimation of the parameters of the Lévy copula for process $(\mathcal{T}_1(s), \mathcal{T}_2(s))$ is described in [27]. Here we assume that subordinators are in fact compound Poisson processes (CPP) with positive jumps:

$$\mathcal{T}_1(s) = \sum_{i=1}^{N_1(t)} X_i, \quad \mathcal{T}_2(s) = \sum_{j=1}^{N_2(t)} Y_j,$$

where X_i and Y_i are i.i.d random variables having exponential distribution with parameters θ_1 and θ_2 . $N_1(t)$ and $N_2(t)$ belong to the class of Poisson processes with intensities λ_1 and λ_2 resp.

Given that jumps occur at each moment for both components, it is shown in [12] that the likelihood function for such process $(\mathcal{T}_1(s), \mathcal{T}_2(s))$ is equal to

$$\begin{aligned} L(\lambda_1, \lambda_2, \theta_1, \theta_2, \delta) = \\ = \left((1 + \delta) \theta_1 \theta_2 (\lambda_1 \lambda_2)^{\delta+1} \right)^n \exp \left\{ -\lambda'' T - (1 + \delta) \left(\theta_1 \sum_{i=1}^n x_i + \theta_2 \sum_{i=1}^n y_i \right) \right\} \\ \cdot \prod_{i=1}^n (\lambda_1^\delta e^{-\theta_1 \delta x_i} + \lambda_2^\delta e^{-\theta_2 \delta y_i})^{-1/\delta-2} \quad (21) \end{aligned}$$

where x_i and $y_i, i = 1 \dots n$ are jumps of the first and the second components occurring up to some fixed time $T = n * 30$ and $\lambda'' = F(\lambda_1, \lambda_2, \delta)$. The results of numerical optimization of $L(\lambda_1, \lambda_2, \theta_1, \theta_2, \delta)$ are presented in Table 2. Note that small values of θ_1 and θ_2 reflect the fact that average number of trades per minute is quite large, since the mean of the variable with an exponential distribution is equal to $1/\theta$.

Table 1: MLE for the parameters of copula and marginal distributions

| Pair | Estimated parameters | | | | | |
|--------------|----------------------|------------|----------|-------------|-------------|-----------|
| | θ_1 | θ_2 | δ | λ_1 | λ_2 | $\log(L)$ |
| Msft & Apple | 13.19e-5 | 17.38e-5 | 3.35 | 1/26.55 | 1/21.65 | 25443.47 |
| Appl & GE | 14.35e-5 | 22.33e-5 | 2.11 | 1/23.30 | 1/19.16 | 25460.67 |

6.2 Estimation of the parameters of stable process

Estimation scheme for the parameters of the processes $S_1(t)$ and $S_2(t)$ is described in Section 3.1. We examine the model (9) separately for each stock asset.

Estimation of the parameters is done by the QMLE approach. According to the method described in [23], density of the stable random variable for the case $\alpha \neq 1$, $\sigma = 1$ and $\mu = 0$ can be represented in the following form:

$$\begin{aligned} f(x; \alpha, \beta) &= \frac{\alpha(x - \zeta)^{\frac{1}{\alpha-1}}}{\pi|\alpha - 1|} \int_{-\theta_0}^{\pi/2} V(\theta) \exp \left\{ -(x - \zeta)^{\frac{\alpha}{\alpha-1}} V(\theta) \right\} d\theta, \quad \text{if } x > \zeta, \\ f(x; \alpha, \beta) &= f(-x; \alpha, -\beta), \quad \text{if } x < \zeta, \\ f(\zeta; \alpha, \beta) &= \frac{\Gamma(1 + \alpha^{-1}) \cos(\theta_0)}{\pi(1 + \zeta^2)^{1/(2\alpha)}}, \quad \text{if } x = \zeta, \end{aligned}$$

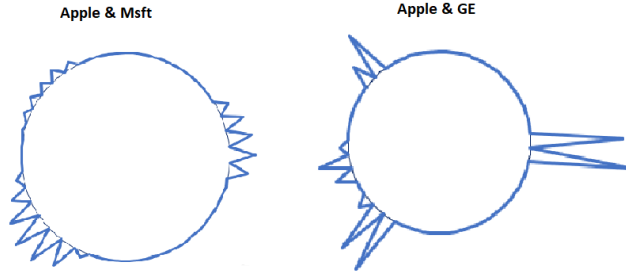


Fig. 4: Spectral measure for 2-dimensional stable processes: Apple vs Microsoft stock prices (left) and Apple vs GE stock prices (right)

where

$$\begin{aligned}\zeta &= \zeta(\alpha, \beta) = -\beta \tan\left(\frac{\pi\alpha}{2}\right), \\ \theta_0 &= \theta_0(\alpha, \beta) = \frac{1}{\alpha} \arctan\left(\beta \tan\left(\frac{\pi\alpha}{2}\right)\right), \\ V(\theta) &= V(\theta, \alpha, \beta) = (\cos \alpha \theta_0)^{\frac{1}{\alpha-1}} \left(\frac{\cos \theta}{\sin \alpha(\theta_0 + \theta)}\right)^{\frac{1}{\alpha-1}} \frac{\cos(\alpha\theta_0 + (\alpha-1)\theta)}{\cos \theta}.\end{aligned}$$

Probability density function for the case when $\sigma \neq 1$ and $\mu \neq 0$ can be calculated by the standardisation of a random variable. Estimation procedure of the parameters for stable distributions was conducted with the help of the R package "Stabledist". Results of the numerical optimisation using this method are presented in Table 2.

Table 2: Estimated values of the parameters of stable distributions

| Stock | α | β | σ | μ |
|-------|----------|---------|----------|----------|
| Appl | 1.95 | -0.1 | 1.24e-05 | 7.47e-09 |
| Msft | 1.93 | -0.25 | 1.28e-05 | 1.16e-08 |
| GE | 1.83 | -0.08 | 1.41e-05 | 1.43e-08 |

Estimation of the spectral measure Λ was conducted for the discrete case on the 40 mass points uniformly distributed on the unit circle. The method of estimation is well described in [24]. Distribution of the spectral measure over the unit circle is illustrated by Figure 4.

6.3 Simulation

Simulation algorithm is described below.

1. Simulate N i.i.d. standard exponential random variables T_j , $j = 1, \dots, N$.
2. Simulate N independent 2-dimensional stable random variables $(G_i^{(1)}, G_i^{(2)})$ with $G_i^{(1)} \sim S_{\alpha_1}(\beta_1, \sigma_1, 0)$, $G_i^{(2)} \sim S_{\alpha_2}(\beta_2, \sigma_2, 0)$, and the spectral measure Λ .
3. Simulate N independent uniform random variables R_i on $[0, 1]$, $i = 1, \dots, N$.
4. Simulate N independent random variables Q_i with distribution function $H(z) = (z^{-\delta} + 1)^{(1+\delta)/\delta}$ by the method of inverse function.
5. Simulate a multivariate subordinated stable processes by (truncated) series representation:

$$Z_1(s) := \sum_{i=1}^N \left[\left(G_i^{(1)} - \mu_1 \right) \left(U_1^{(-1)} \left(h_1(Q_i^{(1)}, T_i) \right) \right)^{1/\alpha_1} + \mu_1 U_1^{(-1)} \left(h_1(Q_i^{(1)}, T_i) \right) \right] \mathbb{I} \{R_i \leq s\},$$

$$Z_2(s) := \sum_{i=1}^N \left[\left(G_i^{(2)} - \mu_2 \right) \left(U_2^{(-1)}(T_i) \right)^{1/\alpha_2} + \mu_2 U_2^{(-1)}(T_i) \right] \mathbb{I} \{R_i \leq s\},$$

where the generalised inverse functions of U_i ; $i = 1, 2$ have the form

$$U_i^{(-1)}(x) = \begin{cases} -\frac{1}{\theta_i} \log\left(\frac{x}{\lambda_i}\right), & \text{for } x \leq \lambda_i \\ 0, & \text{for } x \geq \lambda_i \end{cases} \quad (22)$$

Typical trajectories of simulated processes are presented on Figures 5a and 5b. As can be seen from these figures, dependence between simulated returns for Apple and Microsoft is much stronger than for Apple and GE pair. It is also reflected by the larger value of the parameter δ for the first pair. Comparison of the moments of simulated and real data can be seen in Table 3.

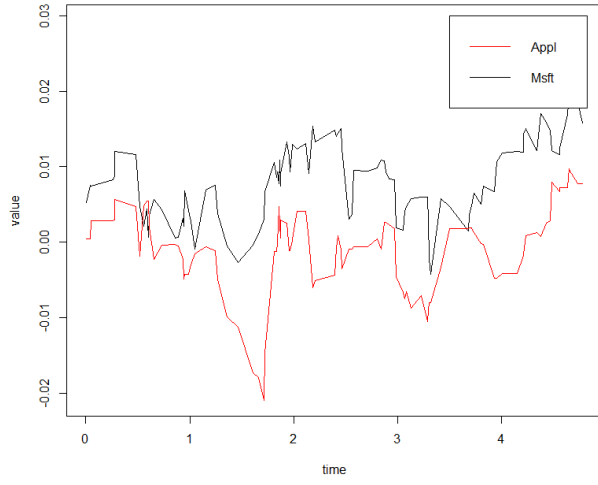
Table 3: Moments of simulated and real data

| Appl Msft | | | | | |
|-----------|-----------------|-----------------|-------------------|-------------------|----------------------------|
| | $E[\Delta Z_1]$ | $E[\Delta Z_2]$ | $E[\Delta Z_1^2]$ | $E[\Delta Z_2^2]$ | $E[\Delta Z_1 \Delta Z_2]$ |
| Simulated | -1.6016e-04 | 9.14012e-05 | 5.46987e-06 | 6.58234e-06 | 9.1660e-08 |
| Real | 5.9238e-05 | 8.28662e-05 | 6.63559e-06 | 5.15259e-06 | 3.1531e-06 |
| Appl GE | | | | | |
| | $E[\Delta Z_1]$ | $E[\Delta Z_2]$ | $E[\Delta Z_1^2]$ | $E[\Delta Z_2^2]$ | $E[\Delta Z_1 \Delta Z_2]$ |
| Simulated | -3.1924e-05 | 3.5907e-04 | 6.7619e-06 | -4.36e-08 | -3.0130e-08 |
| Real | 5.9238e-05 | -4.8776e-05 | 6.635e-06 | 3.79e-08 | -4.6872e-07 |

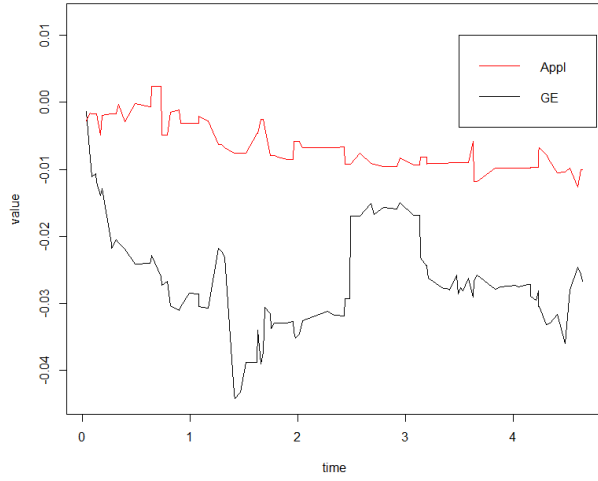
A Proof of Theorem 1

(i) The first item directly follows from the fact that

$$\mathbb{E} \left[e^{iuS_{\mathcal{T}(s)}} \right] = \mathbb{E} \left[e^{\psi(u)\mathcal{T}(s)} \right], \quad (23)$$



(a)



(b)

where

$$\psi(u) = \log \hat{\mu}(u) = -\sigma^\alpha |u|^\alpha$$

is the characteristic exponent of the process S_t , see, e.g., Theorem 30.1 from [31]. Therefore, denoting $v = -\psi(u) = \sigma^\alpha |u|^\alpha$ and comparing (10) with (23), we arrive at the desired result.

2. Applying another part of Theorem 30.1 from [31], we get

$$\nu_{CGMY}(x) = \int_{\mathbb{R}_+} q_t(x) \nu_{\mathcal{T}}(t) dt = \int_{\mathbb{R}_+} q_1\left(\frac{x}{t^{1/\alpha}}\right) \frac{\nu_{\mathcal{T}}(t)}{t^{1/\alpha}} dt, \quad (24)$$

where q_t is the density of the process S_t , which exists due to Theorem 27.13 from [31]. Note that here we apply the property $q_t(x) = t^{-1/\alpha} q_1(t^{-1/\alpha} x)$, which follows from (5).

Next, we apply the Mellin transform, which is defined as $\mathcal{M}[f](z) := \int_{\mathbb{R}_+} f(x) x^{z-1} dx$ for a function $f : \mathbb{R}_+ \rightarrow \mathbb{R}$ and $z \in \mathbb{C}$. It is known (see e.g. [18]) that for any functions f, g it holds

$$\mathcal{M} \left[\int_{\mathbb{R}_+} f \left(\frac{\cdot}{t} \right) \frac{g(t)}{t} dt \right] (z) = \mathcal{M}[f](z) \cdot \mathcal{M}[g](z)$$

Analogously, one can show that

$$\mathcal{M} \left[\int_{\mathbb{R}_+} f \left(\frac{\cdot}{t^{1/\alpha}} \right) \frac{g(t)}{t^{1/\alpha}} dt \right] (z) = \alpha \mathcal{M}[f](z) \cdot \mathcal{M}[\bar{g}](z + \alpha - 1),$$

where $\bar{g}(x) := g(x^\alpha)$. Therefore, applying Mellin transform to both parts of (24), we get

$$\mathcal{M}[\nu_{CGMY}](z) = \alpha \mathcal{M}[q_1](z) \cdot \mathcal{M}[\bar{\nu}_{\mathcal{T}}](z + \alpha - 1). \quad (25)$$

The Mellin transform of the Lévy density of CGMY process (left-hand side) can be directly computed:

$$\mathcal{M}[\nu_{CGMY}](z) = C \int_{\mathbb{R}_+} \frac{e^{-Mx}}{x^{1+Y}} x^{z-1} dx = \frac{C}{M^{z-Y-1}} \Gamma(z - Y - 1).$$

On the other side, Mellin transform of q_1 is explicitly known, see [35] or [17]: for z such that $\operatorname{Re}(z) \in (-1, \alpha)$,

$$\mathcal{M}[q_1](z) = \frac{\sin(\pi \rho z)}{\sin(\pi z)} \cdot \frac{\Gamma(1 - z/\alpha)}{\Gamma(1 - z)} = \frac{\Gamma(z) \Gamma(1 - z/\alpha)}{\Gamma(1 - \rho z) \Gamma(\rho z)},$$

where $\rho = (1 - \theta/\alpha)/2$, and we apply the Euler reflection formula in the last equality. Therefore, substituting this results to (25), we get

$$\mathcal{M}[\bar{\nu}_{\mathcal{T}}](z + \alpha - 1) = \frac{C}{\alpha} M^{-(z-Y-1)} \frac{\Gamma(z - Y - 1) \Gamma(1 - \rho z) \Gamma(\rho z)}{\Gamma(z) \Gamma(1 - z/\alpha)}.$$

Applying the inverse Mellin transform,

$$\bar{\nu}_{\mathcal{T}}(x) = \frac{1}{2\pi i} \int_{c-i\infty}^{c+i\infty} \mathcal{M}[\bar{\nu}_{\mathcal{T}}](z) x^{-z} dz$$

and recalling the definition of $\bar{\nu}_{\mathcal{T}}$, we arrive at

$$\begin{aligned} \nu(x) &= \frac{1}{2\pi i} \int_{c-i\infty}^{c+i\infty} \mathcal{M}[\bar{\nu}_{\mathcal{T}}](z + \alpha - 1) x^{-(z+\alpha-1)/\alpha} dz \\ &= \frac{1}{2\pi i} \frac{CM^{Y+1}}{\alpha} x^{(1-\alpha)/\alpha} \int_{c-i\infty}^{c+i\infty} (Mx^{1/\alpha})^{-z} \frac{\Gamma(z - Y - 1) \Gamma(1 - \rho z) \Gamma(\rho z)}{\Gamma(z) \Gamma(1 - z/\alpha)} dz \end{aligned}$$

This observation completes the proof.

B Proof of Theorem 2

1. In the core of this proof lies the result by Rosiński [29], which we formulate in the simplified form below.

Lemma 1 Assume that there exists a (multidimensional) random variable \mathbf{D} in a measurable space S and a function $\mathbf{H} : \mathbb{R}_+ \times S \rightarrow \mathbb{R}^d$ such that

$$\nu(B) := \int_{\mathbb{R}_+} \int_B \check{p}_r(\mathbf{x}) d\mathbf{x} dr, \quad r > 0, B \in \mathcal{B}(\mathbb{R}^d), \quad (26)$$

is a Lévy measure, where $\check{p}_r(\mathbf{x})$ is a density function of the r.v. $\mathbf{H}(r, \mathbf{D})$. Then the series $X(s) = \sum_{i=1}^{\infty} \mathbf{H}(\Gamma_i, \mathbf{D}_i) \cdot \mathbb{I}\{R_i \leq s\}$, where

- Γ_i is a sequence of jump times of a standard Poisson process,
- \mathbf{D}_i - sequence of i.i.d. r.v.'s with the same distribution as \mathbf{D} ,
- R_i - sequence of i.i.d. r.v.'s uniformly distributed on $[0, 1]$,

converges almost surely and uniformly on $t \in [0, 1]$ to a Lévy process with triplet $(\mathbf{b}, 0, \nu)$, where

$$\mathbf{b} = \int_{\mathbb{R}_+} \int_{|\mathbf{x}| \leq 1} \mathbf{x} \check{p}_r(\mathbf{x}) d\mathbf{x} dr, \quad (27)$$

provided that the last integral exists.

2. In what follows, we denote by ν the Lévy measure of the process

$$\mathbf{X}^\circ(s) := (S_1^\circ(\mathcal{T}_1(s)), \dots, S_d^\circ(\mathcal{T}_d(s))).$$

As it is shown in Proposition 1,

$$\nu(B) = \int_{\mathbb{R}_+^d} \mu(B; \mathbf{y}) \eta(d\mathbf{y}), \quad B \in \mathcal{B}(\mathbb{R}^d).$$

Applying Proposition 5.8 from [11], we conclude that

$$\begin{aligned} \nu(B) &= \int_{\mathbb{R}_+^d} \mu(B; \mathbf{y}) \left. \frac{\partial^d F}{\partial u_1 \dots \partial u_d} \right|_{\substack{u_1=U_1(y_1) \\ u_d=\check{U}_d(y_d)}} d(U_1(y_1)) \dots d(U_d(y_d)) \\ &= \int_{\mathbb{R}_+^d} \mu(B; \mathbf{U}^{-1}(\mathbf{u})) \frac{\partial^d F(\mathbf{u})}{\partial u_1 \dots \partial u_d} du_1 \dots du_d, \end{aligned} \quad (28)$$

where $\mathbf{U}^{-1}(\mathbf{u}) = (U_1^{-1}(u_1), \dots, U_d^{-1}(u_d))$. In what follows, we consider the sets $B = B_1 \times \dots \times B_d$, where $B_k = [x_k, \infty)$, $x_k \in \mathbb{R}$, $k = 1..d$. For such B ,

$$\mu(B; \mathbf{U}^{-1}(\mathbf{u})) = \mu_1(B_1; U_1^{-1}(u_1)) \cdot \dots \cdot \mu_d(B_d; U_d^{-1}(u_d)),$$

where by $\mu_j(\cdot; t)$, $j = 1..d$, we denote the distribution of

$$S_j(t) \stackrel{Law}{=} t^{1/\alpha_j} S_j(1) + (t - t^{1/\alpha_j}) \mu_j.$$

Therefore, for $B = B_1 \times \dots \times B_d$ defined above,

$$\nu(B) = \int_{\mathbb{R}_+} \mathbb{E}_{\check{F}(\cdot | U_d^{-1}(u_d))} \left[G(B_1, \dots, B_{d-1}) \right] \mu_d(B_d; U_d^{-1}(v)) du_d,$$

where

$$G(B_1, \dots, B_{d-1}) := \mu_1(B_1; U_1^{-1}(\cdot)) \cdot \dots \cdot \mu_{d-1}(B_{d-1}; U_{d-1}^{-1}(\cdot)),$$

and by $\mathbb{E}_{\tilde{F}(\cdot|v)}$ we denote the mathematical expectation with respect to the distribution with cdf $\tilde{F}(\cdot|v)$. Due to the Fubini theorem,

$$\mathbb{E}_{\tilde{F}(\cdot|v)} \left[G(B_1, \dots, B_{d-1}) \right] = \int_{B_1} \dots \int_{B_{d-1}} g(x_1, \dots, x_{d-1} | v) dx_{d-1} \dots dx_1,$$

where

$$g(x_1, \dots, x_{d-1} | v) = \int_{\mathbb{R}_+^{d-1}} p_1(x_1; U_1^{-1}(u_1)) \cdot \dots \cdot p_{d-1}(x_{d-1}; U_{d-1}^{-1}(u_{d-1})) \cdot \frac{\partial^{d-1} \tilde{F}(u_1, \dots, u_{d-1} | v)}{\partial u_1 \dots \partial u_{d-1}} du_1 \dots du_{d-1}, \quad v \geq 0, \quad (29)$$

and $p_j(\cdot; t)$ is the density of the measure $\mu_j(\cdot; t)$, $j = 1..(d-1)$, which exists due to Proposition 3.12 from [11]. Note that g is a density function, see Remark 5.4 from [28]. Therefore, (26) holds with

$$\check{p}_r(x_1, \dots, x_d) = g(x_1, \dots, x_{d-1} | U_d^{-1}(r)) \cdot p_d(x_d; U_d^{-1}(r)). \quad (30)$$

On the next step, we aim to find a function \mathbf{H} and a r.v. \mathbf{D} such that $\mathbf{H}(r, \mathbf{D})$ has density \check{p}_r .

3. Changing the variables we get

$$g(x_1, \dots, x_{d-1} | v) = \int_{\mathbb{R}_+^{d-1}} p_1(x_1; y_1) \cdot \dots \cdot p_{d-1}(x_{d-1}; y_{d-1}) \times \frac{\partial^{d-1} \tilde{F}(u_1, \dots, u_{d-1} | v)}{\partial u_1 \dots \partial u_{d-1}} \Bigg|_{\substack{u_1=U_1(y_1) \\ \dots \\ u_{d-1}=U_{d-1}(y_{d-1})}}^{U'_1(y_1) \dots U'_{d-1}(y_{d-1}) dy_1 \dots dy_{d-1}} \quad (31)$$

The last expression yields that $g(\cdot|v)$ is in fact a pdf of the random vector

$$\left(\zeta_1 (\chi^{(1)})^{1/\alpha_1}, \dots, \zeta_{d-1} (\chi^{(d-1)})^{1/\alpha_{d-1}} \right)$$

where $\zeta_j, j = 1..(d-1)$ are independent r.v.'s with distribution $S_{\alpha_j}(\beta_j, \sigma_j, 0)$ resp., and

$$\left(\chi^{(1)}, \dots, \chi^{(d-1)} \right) \stackrel{Law}{=} \left(U_1^{-1}(\tilde{\chi}^{(1)}), \dots, U_{d-1}^{-1}(\tilde{\chi}^{(d-1)}) \right),$$

with $(\tilde{\chi}^{(1)}, \dots, \tilde{\chi}^{(d-1)})$ having a distribution function $\tilde{F}(\cdot|v)$. Moreover, due to the assumption (A2),

$$\left(\tilde{\chi}^{(1)}, \dots, \tilde{\chi}^{(d-1)} \right) \stackrel{Law}{=} \left(h_1(\xi_1, v), \dots, h_{d-1}(\xi_{d-1}, v) \right).$$

Finally, we conclude that the representation (26) is fulfilled with

$$\mathbf{H}(r, \mathbf{D}) := \begin{pmatrix} \zeta_1 \left(U_1^{-1}(h_1(\xi_1, r)) \right)^{1/\alpha_1} \\ \dots \\ \zeta_{d-1} \left(U_{d-1}^{-1}(h_{d-1}(\xi_{d-1}, r)) \right)^{1/\alpha_{d-1}} \\ \zeta_d \left(U_d^{-1}(r) \right)^{1/\alpha_d} \end{pmatrix},$$

$$\mathbf{D} := (\zeta_1, \dots, \zeta_d, \xi_1, \dots, \xi_{d-1}) \in \mathbb{R}^{2d-1},$$

where $\zeta_j, j = 1..d$ are independent r.v.'s with distribution $S_{\alpha_j}(\beta_j, \sigma_j, 0)$.

4. To complete the proof, we should check that the drift under the choice of \check{p}_r by (30), coincides with the drift of the subordinated stable process, that is,

$$\int_{\mathbb{R}_+^d} \eta(dy) \int_{|\mathbf{x}| \leq 1} \mathbf{x} \mu(d\mathbf{x}, \mathbf{y}) = \int_{\mathbb{R}_+} \int_{|\mathbf{x}| \leq 1} \mathbf{x} \check{p}_r(\mathbf{x}) d\mathbf{x} dr. \quad (32)$$

Using the same techniques as on steps 2 and 3, we can represent the left-hand side in (32) as follows:

$$\begin{aligned} \int_{\mathbb{R}_+^d} \eta(dy) \int_{|\mathbf{x}| \leq 1} \mathbf{x} \mu(d\mathbf{x}, \mathbf{y}) &= \int_{\mathbb{R}_+^d} \left(\int_{|\mathbf{x}| \leq 1} \mathbf{x} p_1(x_1, y_1) \dots p_d(x_d, y_d) d\mathbf{x} \right) \\ &\quad \times \frac{\partial^d F}{\partial u_1 \dots \partial u_d} \Big|_{\substack{u_1=U_1(y_1) \\ u_d=U_d(y_d)}} U_1'(y_1) \dots U_d'(y_d) dy_1 \dots dy_d \\ &= \int_{\mathbb{R}_+^d} \left(\int_{|\mathbf{x}| \leq 1} \mathbf{x} p_1(x_1, U_1^{-1}(u_1)) \dots p_d(x_d, U_d^{-1}(u_d)) d\mathbf{x} \right) \\ &\quad \times \frac{\partial^d F(u_1, \dots, u_d)}{\partial u_1 \dots \partial u_d} du_1 \dots du_d \\ &= \int_{\mathbb{R}_+} \int_{|\mathbf{x}| \leq 1} \mathbf{x} p_d(x_d, U_d^{-1}(u_d)) \\ &\quad \times g(x_1, \dots, x_{d-1} | U_d^{-1}(u_d)) d\mathbf{x} du_d \\ &= \int_{\mathbb{R}_+} \int_{|\mathbf{x}| \leq 1} \mathbf{x} \check{p}_r(\mathbf{x}) d\mathbf{x} dr. \end{aligned}$$

This observation completes the proof.

References

1. Andersen, T (1996) Return volatility and trading volume: An information flow interpretation of stochastic volatility. *The Journal of Finance* 51(1):169–204
2. Ané, T and Geman, H (2000) Order flow, transaction clock, and normality of asset returns. *Journal of Finance* LV(5):2259–2284
3. Barndorff-Nielsen, O and Shiryaev, AN (2010) *Change of Time and Change of Measure*. World Scientific
4. Barndorff-Nielsen, O, Pedersen, J and Sato, K (2001) Multivariate subordination, self-decomposability and stability. *Advances in Applied Probability* 33:160–187
5. Belomestny, D and Panov, V (2013) Estimation of the activity of jumps in time-changed lévy models. *Electron J Statist* 7:2970–3003, DOI 10.1214/13-EJS870
6. Bertoin, J (1998) *Lévy processes*. Cambridge University Press
7. Borak, S, Haerdle, W, and Weron, R (2005) Stable distributions. In: *Statistical tools for finance and insurance*, Springer., pp 21–44
8. Carr, P, Geman, H, Madan, D, and Yor, M (2003) Stochastic volatility for Lévy processes. *Mathematical Finance* 13:345–382
9. Cherubini, U, Lunga, GD, Mulinacci, S, and Rossi, P (2010) *Fourier transform methods in finance*. Wiley and Sons
10. Clark, PK (1973) A subordinated stochastic process model with fixed variance for speculative prices. *Econometrica* 41:135–156
11. Cont, R and Tankov, P (2004) *Financial modelling with jump process*. Chapman & Hall, CRC Press UK
12. Esmaeli, H, and Klüppelberg, C (2010) Parameter estimation of a bivariate compound Poisson process. *Insurance: mathematics and economics* 47:224–233
13. Figueroa-López, J E (2009) Nonparametric estimation of time-changed Lévy models under high-frequency data. *Advances in Applied Probability* 41:1161–1188

14. Grothe, O and Hofert, M (2015) Construction and sampling of Archimedean and nested Archimedean Lévy copulas. *J Multivariate Anal* 138:182–198
15. Grothe, O and Nicklas, S (2013) Vine constructions of Lévy copulas. *J Multivariate Anal* 119:1–15
16. Madan, D and Yor, M (2008) Representing the CGMY and Meixner Lévy processes as time changed Brownian motions. *Journal of Computational Finance* 12(1):27
17. Mainardi, F and Pagnini, G (2008) Mellin-Barnes integrals for stable distributions and their convolutions. *Fract Calc Appl Anal* 11(4):443–456
18. Mainardi, F, Pagnini, G and Gorenflo, R (2006) Mellin convolution for subordinated stable processes. *Journal of Mathematical Sciences* 132(5):637–642
19. Mandelbrot, B, and Taylor, H (1967) On the distribution of stock price differences. *Operations research* 15(6):1057–1062
20. McCulloch, J H (1996) Financial applications of stable distributions. *Handbook of statistics* 14:393–425
21. Mikosch, T (2006) Copulas: Tales and facts. *Extremes* 9(1):3–20
22. Monroe, I (1978) Processes that can be embedded in Brownian motion. *The Annals of Probability* 6:42–56
23. Nolan, J (1997) Numerical calculation of stable densities and distribution functions. *Communications in statistics Stochastic models* 13(4):759–774
24. Nolan, J (2003) Modeling financial data with stable distributions. In: SRachev (ed) *Handbook of heavy-tailed distributions in finance*, vol 1, Elsevier. North Holland, chap 3, pp 106–130
25. Nolan, J (2005) Modeling financial data with stable distributions. <http://fs2.american.edu/jpnolan/www/stable/StableFinance23Mar2005.pdf>
26. Nolan, J (2017) Bibliography on stable distributions, processes and related topics. <http://fs2.american.edu/jpnolan/www/stable/StableBibliography.pdf>
27. Panov V, Sirotkin I (2015) Series representations for bivariate time-changed Lévy models. arXiv preprint arXiv:150302214
28. Panov, V (2017) Series representations for multivariate time-changed Levy models. *Methodology and Computing in Applied Probability* 19(1):97–119
29. Rosiński, J (2001) Series representations of Lévy processes from the perspective of point processes. In: Barndorff-Nielsen, O, Mikosch, T, and Resnick, S (ed) *Lévy processes: theory and applications*, Springer Science+Business Media
30. Samorodnitsky, G and Taqqu, MS (1994) *Stable non-Gaussian random processes. Stochastic models with infinite variance*. Chapman & Hall
31. Sato, K (1999) *Lévy processes and infinitely divisible distributions*. Cambridge University Press
32. Tankov, P (2004) *Lévy processes in finance: inverse problems and dependence modelling*. PhD thesis, Ecole Polytechnique, Palaiseau
33. Tauchen, G and Pitts, M (1983) The price variability-volume relationship on speculative markets. *Econometrica: J of the Econometric Society* pp 485–505
34. Veraart, A and Winkel, M (2010) Time change. In: RCont (ed) *Encyclopedia of quantitative finance*, Wiley
35. Zolotarev, VM (1986) *One-dimensional stable distributions*. Providence, RI : American Mathematical Soc.