

Spin-charge separation and many-body localization

Jakub Zakrzewski

*Instytut Fizyki imienia Mariana Smoluchowskiego, Uniwersytet Jagielloński,
ulica Profesora Stanisława Łojasiewicza 11, 30-348 Kraków, Poland
and Mark Kac Complex Systems Research Center, Uniwersytet Jagielloński, Kraków, Poland. **

Dominique Delande

*Laboratoire Kastler Brossel, UPMC-Sorbonne Universités, CNRS,
ENS-PSL Research University, Collège de France, 4 Place Jussieu, 75005 Paris, France and
Instytut Fizyki imienia Mariana Smoluchowskiego, Uniwersytet Jagielloński,
ulica Profesora Stanisława Łojasiewicza 11, 30-348 Kraków, Poland
(Dated: 26/05/2022 19:14:36 File: mblprel05)*

Many body localization for a disordered chain of spin 1/2 fermions is discussed. Following [Phys. Rev. B **94**, 241104 (2016)], we discuss the case of correlated disorder for both spin components, a system that leads to density (charge) localization leaving the spin degree of freedom delocalized. We show that this charge-spin separation is complete in the sense that charge is fully many body localized contrary to earlier claims. We also study the experimentally relevant case of quasiperiodic disorder.

Despite several years of intensive investigations, many-body localization (MBL) remains a very active field of research with hundreds of papers appearing per year on the subject. Early seminal works [1–3] are already supplemented by several reviews (see e.g. [4, 5] as well as papers in a topical issue of Annalen der Physik [6]). The popularity of the subject seems to be due to the fact that MBL is a counterexample of a basic hypothesis of statistical physics: complex many-body interacting system should thermalize. For large isolated systems, the eigenvector thermalization hypothesis (ETH) [7, 8] indicates that any *local* observable should thermalize losing during the temporal evolution, most of the detailed information on the initial state. One of the key features of MBL is the opposite behavior: the system remembers its initial state as some local observables do not tend at long times towards their thermal average values.

The “standard theoretical model” of MBL is the spin-1/2 Heisenberg chain of length L with Hamiltonian (here written for open boundary conditions):

$$\hat{\mathcal{H}}_{\text{spin}} = J \sum_{i=1}^{L-1} \vec{S}_i \cdot \vec{S}_{i+1} + \sum_{i=1}^L h_i S_i^z \quad (1)$$

which, for random uniform $h_i \in [-H, H]$, shows a transition from an ergodic to MBL behavior for a sufficiently strong disorder [4]. Using a Jordan-Wigner transformation, one can map the spin model to a system of interacting spinless fermions in a lattice. Since, at a given site, a single fermion occupation is allowed, the interaction is possible only between spins in nearest sites. The experiment, on the other hand, favors spinful fermions with on-site interactions [9–11]. The Hamiltonian routinely

realized in experiments reads:

$$\hat{\mathcal{H}} = -t_0 \sum_{\langle i,j \rangle, \alpha} (c_{i,\alpha}^\dagger c_{j,\alpha} + h.c.) + U \sum_i n_{i,\uparrow} n_{i,\downarrow} + \sum_{i,\alpha} \mu_{i,\alpha} n_{i,\alpha}, \quad (2)$$

where t_0 denotes the tunneling between sites (the same for up and down pointing fermions), $c_{i,\alpha}, c_{i,\alpha}^\dagger$ the annihilation and creation operators for $\alpha = \uparrow, \downarrow$ fermions, and $n_{i,\alpha}$ are the corresponding occupation number operators at site i . $\mu_{i,\alpha}$ are (random or quasi-random) chemical potential values at different sites while U is the strength of on-site interactions between the two spin components. Instead of the occupation number operators, one may conveniently define the site density $d_i \equiv n_{i,\uparrow} + n_{i,\downarrow}$ as well as the site magnetization $m_i \equiv n_{i,\uparrow} - n_{i,\downarrow}$. In experiments the chemical potential is due to the optical potential created either by a speckle [10] or by an additional laser beam with frequency incommensurate with the frequency of the optical lattice [9, 11]. In both cases, it is spin (α) independent; the disorders for up-fermions and down-fermions are then perfectly correlated, or, in other words, it acts in the charge/density sector, not in the spin/magnetization sector.

While experiments confirmed a MBL-like behavior in this system, they concentrate on the so-called charge degree of freedom, i.e. the site-dependent density, d_i and its time-dependent correlation function $D(t) \propto \sum_i \langle d_i(t) d_i(0) \rangle$. In the MBL phase, the correlator fluctuates around a non-zero mean value while, in the ergodic phase, it decays to zero - the system loses its memory of the initial density profile.

This system has been recently studied in [12]. Numerical simulations show that, when uncorrelated (independent) disorders are used for the two spin components, the standard MBL scenario is observed, where both the charge and spin degrees of freedom are localized for a sufficiently strong disorder. However, a surprising finding has also been presented in [12]. For *correlated* disorders,

* jakub.zakrzewski@uj.edu.pl

i.e. when spin-up and spin-down fermions feel the same disorder, it is claimed that the charge degree of freedom is localized, but the spin is delocalized, as shown by the temporal decay the correlations in the spin sector. Thus MBL in such a case is apparently not complete. Another hallmark of MBL [3, 13], often used in numerical experiments, is the logarithmic growth in time of the entropy of entanglement between the two right and left half-chains, when the system is cut e.g. in its middle. In contrast, in a delocalized system, the entanglement entropy usually increases as a power law of time [14]. For the correlated disorder, [12] presented the numerical evidence that the entanglement entropy growth obeys a power law (although with a small power) instead of the logarithmic in time growth, again suggesting some delocalization.

The aim of this communication is to show that a detailed numerical study of the very same system (with correlated disorders) at long times leads to an opposite conclusion: the decay of spin correlations and the power law increase of the entanglement entropy observed in [12] are transient effects at relatively short times; at long times, the decay of spin correlations considerably slows down and the entanglement entropy seems to grow logarithmically in time. In other words, the spin sector is also localized, and the dynamics follows the standard MBL scenario.

As a first example, let us take the same system (2) as Ref. [12] with the same parameters $t_0 = U = 1$. The disorder is taken from a uniform random distribution in the $[-W, W]$ interval with $W = 16$ and the system size is $L = 64$, with open boundary conditions. For the temporal propagation, we use the Time-Dependent Block Decimation TEBD (t-DMRG) algorithm [15–17], in a home-made implementation taking advantage of the conserved quantities, namely the total numbers of up and down fermions. The initial state is chosen as a product state with unit filling (half spins up and half spins down) with randomly chosen occupied sites. We use the “natural” observables used in [12]: the density correlator $D(t)$ defined above, and the spin/magnetization correlator, defined by $M(t) = B \sum_i \langle m_i(t) m_i(0) \rangle$, with B the normalization constant ensuring $M(0) = 1$. We also concentrate mostly on the entanglement entropy $S = -\text{Tr} \rho_A \ln \rho_A$ after splitting the chain (at its center) dividing the system into two half-chains A and B . In the TEBD algorithm, the state of the system is at all times a matrix product state [17], and S is simply computed by $S = -\sum \lambda_i \ln \lambda_i$ where the λ_i are the weights of the links between the two half-chains, see [17] for details. The numerical data presented below are averaged over many realizations of the disorder and many randomly chosen initial states.

Our results are shown in Fig. 1 for the time interval (we take $1/t_0$, the inverse of the hopping amplitude in the Hamiltonian (2), as the unit of time) used in [12]. The numerical data for the entanglement entropy S are fitted by a power law in time, $S(t) \propto t^\sigma$ (red thin lines) and a logarithmic time dependence $S(t) = a + b \ln(t)$ (top panel in Fig. 1). The results should be very similar to that

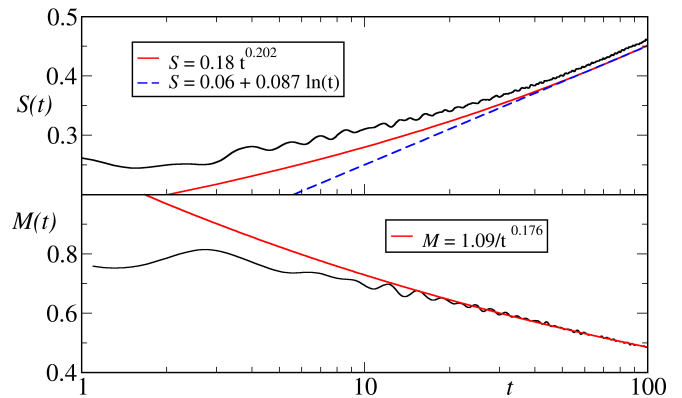


FIG. 1. Growth of the entanglement entropy $S(t)$ with time t (upper panel) and decay of the spin correlation $M(t)$ (lower) reproducing the results of [12] (figs. 3(a) and 5) for a disordered chain of interacting spin 1/2 fermions, with the same disorder for up and down fermions. The parameters are given in the text. An average over 979 initial states and disorder realizations is performed. The black solid lines are the numerical data, the red solid thin lines are power-law fits, while the dashed blue lines are logarithmic fits. Fits are performed in the $[50, 100]$ time window to avoid transients similarly as, we guess, in [12]. Both fits in the upper panel are shifted downwards by 0.01 for a better comparison with the numerical data.

of [12], the only difference being that different disorder realizations are used. Note that we use the standard natural log in the definition of the entropy, while [12] uses a base 2 logarithm; this results in an unimportant global multiplicative factor, and trivial differences in vertical scales, between [12] and the present work. We observe very similar results, with a slightly different power $\sigma \approx 0.20$ instead of 0.18 in [12]. The difference may be due to the interval used for fitting, we took $t \in [50, 100]$ for that purpose. While [12] argues for a clear superiority of the power law fit versus logarithmic fit, this seems questionable after disregarding the initial transient. The decay of the spin correlation $M(t)$, shown in the lower panel of Fig. 1, is also reasonably well fitted by a power law – although, on such a relatively short time interval, other functional forms provide equally good fits – with exponent around -0.18, in agreement with [12]. We have also checked that the charge/density correlation $D(t)$ – not shown in the figure – rapidly saturates to a finite value $D(t) \approx 0.8$, confirming that the charge sector is strongly localized.

For such a strong disorder ($W = 16$) and a relatively slow growth of the entanglement entropy, the TEBD algorithm allows for an efficient and reliable propagation for much longer times. The corresponding results are shown in Fig. 2 for time 20 times longer together with the fits. Panel (a) displays a surprising result: the growth of entanglement entropy is much better fitted (now in the $[50, 2000]$ time interval) by a logarithmic increase (fitted now in $[50, 2000]$ time interval) than by a power law. This is further exemplified in panel (b) showing residuals (dif-

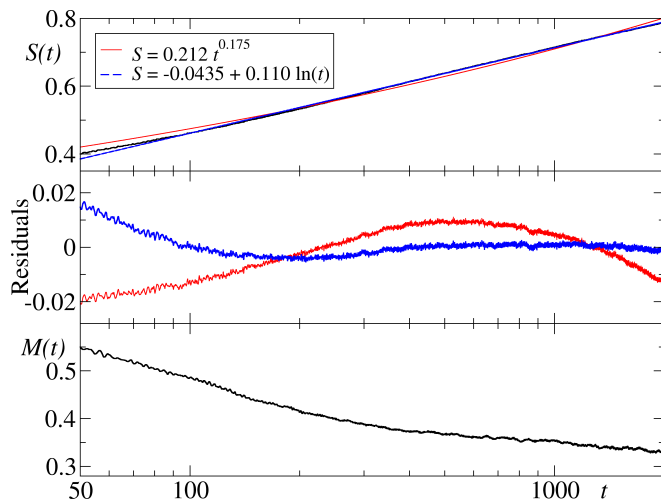


FIG. 2. Same as Fig. 1 but with evolution extended up to $t = 2000$, with the same 979 realizations of the disorder. Panel (a): the entropy of entanglement (block solid line) grows logarithmically in time as shown by the corresponding fit (blue dashed line) which is clearly superior to the power law behavior (red solid line). That is further visualized in panel (b) showing the differences between the numerics and the fits. Both fits were performed in the full $[50, 2000]$ time interval. Panel (c) shows the decay of spin correlation $M(t)$ which is algebraic at short time, and clearly changes behavior around $t = 300$ towards a slower decay. Both the logarithmic growth of the entanglement entropy and the very slow decay of the spin correlation strongly indicate that, after a transient delocalized behavior up to $t \approx 300$, the spin degree of freedom is eventually localized.

ferences between numerical and fitted values). Both fits show deviations at short time, but, for $t > 100$, the logarithmic growth is unambiguously and vastly superior. The spin correlation, shown in panel (c), also displays a change of behavior around $t \approx 300$: the short time – approximately algebraic – decay considerably slows down and tends to saturate at a finite value. The present data are insufficient to assess if it will actually tend to a finite value at infinite time or slowly decay towards 0. The very slow decay at log times is too slow to determine whether it is algebraic, logarithmic or something else.

Altogether, the growth of the entanglement entropy and the decay of the spin correlation at long time are incompatible with a delocalized behavior in the spin sector. They rather indicate that the spin sector is eventually localized, restoring the standard MBL scenario. The power like growth of the entanglement entropy and the power law decay of the spin correlation observed in [12] is likely to be an artifact resulting from taking a too short time interval in the evolution, combined with a complicated transient behavior. An independent run for 410 realizations of disorder and times up to $t = 4000$ leads to the same conclusions as those drawn from Fig. 2.

We checked that our results are not dependent on the system size. We have studied the dynamics of a long

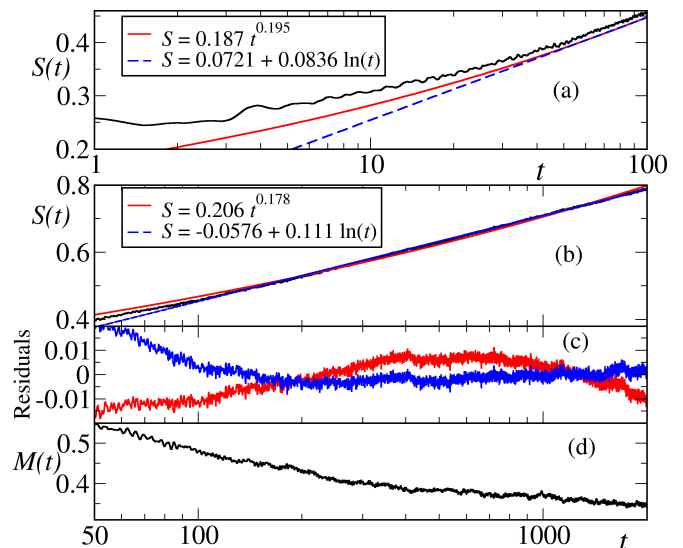


FIG. 3. Numerical results for a spin 1/2 chain of length $L = 1400$. The results are very similar to the ones shown for length $L = 64$ in Figs. 1 and 2, proving that the observed behavior is not impaired by finite size effects. In panels (a), (b) and (c), the black line is the numerical result, the red line a fit by a power law and the blue line a power law fit. Fits were performed in the $[50, 2000]$ time interval. Panel (a): Entanglement entropy $S(t)$ over short time. The fit by the power law is slightly better, but not really conclusive (both fits are shifted by 0.01 for clarity). Panel (b): On a longer time scale, the growth of the entanglement entropy is logarithmic in time, as clearly shown by the residuals of the fits shown in panel (c). Panel (d) shows the decay of spin correlation $M(t)$ which again changes slope about $t = 300$ revealing a much slower decay at long times.

chain of 1400 sites with 1400 fermions (initial state with 700 fermions up, 700 fermions down, on randomly distributed sites). Because of increased consumption of computer resources, we have only 10 realizations of disorder and the evolution was followed up to $t = 2000$. As we have much more possibilities of cutting the system into two parts, the statistics of entanglement entropy is still sufficient to draw unambiguous conclusion. The results are shown in Fig. 3. We again observe that, for short times, the entanglement entropy growth seems slightly better fitted by a power law. This trend is however reversed at longer times, as shown in panel (b). Again the residuals, shown in panel (c), point out towards a logarithmic entropy growth. The decay of spin correlations, presented in panel (d), is very similar to the one observed for $L = 64$ in Figure 2: algebraic up to $t \approx 300$ where it considerably slows down, a strong hint of localization in the spin sector.

In the experiments [9, 11], instead of a truly random disorder, a quasi-random disorder is used. On top of the strong periodic optical potential creating the periodic lattice, another, weaker, optical potential with an incommensurate spatial frequency is added. It results in an effective site-dependent chemical potential for both

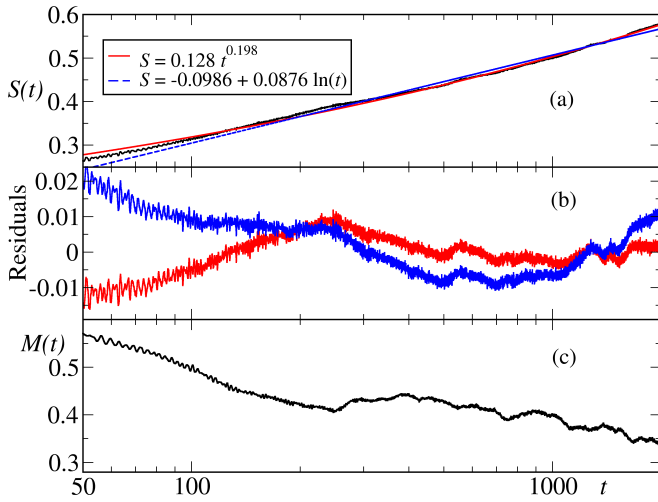


FIG. 4. Same as Fig. 2, but for a quasi-random disorder. The black solid lines are the numerical results, the red lines corresponds to power-law fits while the blue line to the logarithmic fits. Fits were performed in the $[50, 2000]$ time interval. The growth of the entanglement entropy $S(t)$ is slightly better fitted by a power law than a logarithmic function, as further exemplified by residuals in panel (b). However, the difference in the quality of the fits is not very large. Panel (c) shows the decay of the spin correlation $M(t)$ which shows a surprising oscillatory behavior while decaying.

up- and down- fermions, given by $\mu_i = \mu \cos(2\pi\delta i + \phi)$, where δ is an irrational number equal to the ratio of the wavelengths of the two lasers producing the main optical lattice and the additional weak optical potential, and ϕ is a random variable different for different realizations of the quasi-random disorder. It is interesting to observe whether the correlation of disorders for spin up and spin down fermions is important in that case, not discussed in [12]. We use $\delta = (\sqrt{5} - 1)/2$ and again prepare random initial states at unit filling. The results, averaged over initial states as well as over choices of ϕ , are shown in Fig. 4.

Both power law and logarithmic dependence fit of the entropy of entanglement now work partially only, as the entanglement entropy growth shows small oscillatory behavior with quite long period on top of the overall growth.

The residuals shown in panel (b) point out to the power law dependence, although the results are not fully conclusive. The spin correlation $M(t)$ decays with relatively strong oscillations whose origin is presently unknown. Changing the magnitude of the quasi-random disorder as well as changing δ in the definition of the quasi-random disorder does not affect this modulation.

To summarize, we have studied the long time dynamics of interacting spin 1/2 fermions in a one-dimensional lattice exposed to a spatial disorder. For the specific case where the disorder acts identically on the up and down components, it is observed that the charge/density degree of freedom is localized at strong disorder, in accordance with the standard MBL scenario. In contrast, the spin degree of freedom is apparently delocalized at short time, as noticed in [12]. However, at long time, the behavior changes drastically and the spin degree of freedom also localizes, although much more slowly. This manifests itself both in the very slow decay – if any – of the spin correlation at long time and by the logarithmic in time growth of the entanglement entropy. Altogether, this restores the standard MBL scenario. Most probably, the separation of time scaled between the charge and spin sectors is directly related to the fact that the disorder acts in the charge sector. The eventual localization in the spin sector is due to the slow transfer of information from the charge to the spin sector. One cannot exclude that, on an even longer time scale, MBL is destroyed, but this (exponential?) time scale is beyond the capabilities of our numerical simulations.

ACKNOWLEDGMENTS

We thank Piotr Sierant for discussions at the early stages of this work and his suggestion to look at the long time behavior. This work was performed with the support of EU via Horizon2020 FET project QUIC (nr. 641122). Numerical results were obtained with the help of PL-Grid Infrastructure. We acknowledge support of the National Science Centre, Poland via project No.2015/19/B/ST2/01028.

-
- [1] D. Basko, I. Aleiner, and B. Altshuler, *Ann. Phys. (NY)* **321**, 1126 (2006).
 - [2] V. Oganesyan and D. A. Huse, *Phys. Rev. B* **75**, 155111 (2007).
 - [3] M. Žnidarič, T. Prosen, and P. Prelovšek, *Phys. Rev. B* **77**, 064426 (2008).
 - [4] D. A. Huse, R. Nandkishore, and V. Oganesyan, *Phys. Rev. B* **90**, 174202 (2014).
 - [5] R. Nandkishore and D. A. Huse, *Ann. Rev. Cond. Mat. Phys.* **6**, 15 (2015).
 - [6] *Annalen der Physik* **529** (2017), 10.1002/andp.201770051.
 - [7] J. M. Deutsch, *Phys. Rev. A* **43**, 2046 (1991).
 - [8] M. Srednicki, *Phys. Rev. E* **50**, 888 (1994).
 - [9] M. Schreiber, S. S. Hodgman, P. Bordia, H. P. Lüschen, M. H. Fischer, R. Vosk, E. Altman, U. Schneider, and I. Bloch, *Science* **349**, 7432 (2015).
 - [10] S. S. Kondov, W. R. McGehee, W. Xu, and B. DeMarco, *Phys. Rev. Lett.* **114**, 083002 (2015).
 - [11] P. Bordia, H. P. Lüschen, S. S. Hodgman, M. Schreiber, I. Bloch, and U. Schneider, *Phys. Rev. Lett.* **116**, 140401 (2016).

- (2016).
- [12] P. Prelovšek, O. S. Barišić, and M. Žnidarič, *Phys. Rev. B* **94**, 241104 (2016).
- [13] M. Serbyn, Z. Papić, and D. A. Abanin, *Phys. Rev. Lett.* **110**, 260601 (2013).
- [14] D. J. Luitz, N. Laflorencie, and F. Alet, *Phys. Rev. B* **93**, 060201 (2016).
- [15] G. Vidal, *Phys. Rev. Lett.* **91**, 147902 (2003).
- [16] G. Vidal, *Phys. Rev. Lett.* **93**, 040502 (2004).
- [17] U. Schollwöck, *Ann. Phys. (NY)* **326**, 96 (2011).